



Established 1915

**BROWARD**  
County Public Schools



# BOND OVERSIGHT COMMITTEE QUARTERLY REPORT

FOR THE QUARTER ENDED DECEMBER 31, 2021

Meeting March 7, 2022

**SAFETY  
MUSIC & ART  
ATHLETICS  
RENOVATION  
TECHNOLOGY**

## FY22 Q2

# COMMITTEE MEMBERS

**Adam Rabinowitz, Esq.**  
Committee Chair

**Ann Siegel, Esq.**  
Committee Vice-Chair

**Jose R. Cortes**  
Committee Member

**Tommy Demopoulous, CFI, CFPS, CFEI, FO, FM**  
Committee Member

**Stephen Hillberg**  
Committee Member

**Brian C. Johnson, MBA**  
Committee Member

**Latha Krishnaiyer**  
Committee Member

## PREFACE

Broward County Public Schools (the District) is pleased to present the latest **Bond Oversight Committee Report for the quarter ending December 31, 2021**. We invite you to explore the pages that follow for an overview and accompanying details of the progress being made on the **SMART Program** (**S**afety, **M**usic & **A**rt, **A**thletics, **R**enovation and **T**echnology).

This report is the latest quarterly document prepared for the Bond Oversight Committee (BOC), which was established shortly after the start of the SMART Program to provide independent, external oversight to the Broward County Public School's improvements in the SMART Program.

The BOC report is prepared on a quarterly basis to provide a progress report of the \$800 million bond and how the funds are working towards making much needed improvements to 232 District schools. **The goal of the report is to promote transparency and accountability** as this monumental initiative delivers on the District's commitment to improve the learning environment in schools districtwide.

The following pages offer an **Introduction section** with a high-level overview of the progress made this past quarter. The Introduction is then followed by a **detailed report of each of the key components of the SMART Program**, a **fiscal report from the Capital Budget** department, and a **glossary** of SMART acronyms and terminology is also included to help readers better understand the information provided.

The quarterly report features the **School Spotlights** which provide a progress report on construction at each of the 232 schools in the SMART Program. These school spotlights and other current Program information are also featured on the new SMART website at:

<https://bcpssmartfutures.com/>

You can also access earlier quarterly reports by visiting the BOC website at:

<http://www.broward.k12.fl.us/boc/>

Thank you for your interest in the Broward County Public Schools SMART Program!

**SAFETY**  
**MUSIC & ART**  
**ATHLETICS**  
**RENOVATION**  
**TECHNOLOGY**



**#BCPSSMARTFutures**



**Bond Oversight Committee Meeting**  
**March 7, 2022**  
**5:30 p.m.**

# TABLE OF CONTENTS

<b>Preface</b>	<b>Page i</b>
<b>The SMART Glossary</b>	<b>Page 1</b>
<b>Introduction</b>	<b>Page 7</b>
<b>Section 1 – Technology SBBC Schools</b> Vincent Vinueza, Chief Information Officer (Task Assigned)	<b>Page 19</b>
<b>Section 2 – Technology Charter Schools</b> Vincent Vinueza, Chief Information Officer (Task Assigned)	<b>Page 21</b>
<b>Section 3 – Music &amp; Art Equipment</b> Dr. Nicole Mancini, Chief Academic Officer (Task Assigned)	<b>Page 23</b>
<b>Section 4 – Athletics</b> Valerie S. Wanza, Ph.D. Chief School Performance & Accountability Officer	<b>Page 25</b>
<b>Section 5 – Facilities</b> Sam Bays, Executive Director, Capital Programs (Task Assigned) Kathleen Langan, AECOM Ashley Carpenter, Atkins	<b>Page 27</b>
<b>Section 6 – Budget Activity</b> Oleg Gorokhovshy, Acting Chief Financial Officer	<b>Page 343</b>
<b>Section 7 – Supplier Diversity Outreach Program</b> Dr. Jermaine Fleming, Acting Chief Strategy & Operations Officer	<b>Page 549</b>
<b>Section 8 – Communications</b> Yvonne Garth, Garth Solutions / AECOM	<b>Page 571</b>





# The SMART Glossary

---

## THE SMART GLOSSARY

**Adopted District Educational Facilities Plan (ADEFP)** – The District's five-year funding plan for capital improvements, adopted by the School Board each year.

**ATP** – Authorization to Proceed with design services.

**BCPS** – Broward County Public Schools.

**BOC** – The Bond Oversight Committee is an independent panel that oversees the SMART Initiative through the review of project expenditures and quarterly reports, and by facilitating public input through regularly scheduled hearings.

**Basic Equipment List** – A document showing the minimum type and quantity of musical equipment that schools should possess to offer core music courses.

**Building Envelope** – SMART projects pertaining to work on a building's exterior, roofs, walls and windows.

**Building Replacement** – Requires additional analysis by the Design Professional to determine if a building is in a condition that would warrant replacement or if the building is sufficiently structurally sound that would make improvements appropriate.

**CMAR** – Construction Manager at Risk is a contractor that provides pre-construction services, cost estimates, construction management and other related services. Hiring the contractors at this early stage in the design process is a valuable step to ensure a seamless and faster transition from designing to implementing improvements.

**CSMP** – Construction Services Minor Projects are open-end agreements to expedite single construction projects that are valued at \$2 million or less with some CSMP services allowed up to \$4 million. The CSMP limits are set by School Board Approval of the CSMP contracts.

**Capital Outlay Tax Rate** – Money raised from local taxpayers to spend on either the purchase of a fixed asset or to extend its useful life.

**Capital Projects** – Construction, renovations or replacement to improve or maintain an existing asset of the School District.

**Commitment** – A project obligation, such as a purchase order or requisition.

**Current Budget** – Current approved budget including any School Board approved changes that impacted the Original Budget.

**DHCP** – Dynamic Host Configuration Protocol is a way to assign dynamic IP addresses to devices in a network.

## THE SMART GLOSSARY continued

**DNS** – Domain Name Systems is the way Internet domain names and addresses are tracked and regulated.

**DR Storage** – Disaster Recovery Storage is a backup system used to store and retrieve computer files and data.

**Design Phase** – The third (3) phase of the six-phased process in which drawings and plans are developed for eventual implementation by contractors and vendors.

**Design Professionals** – A term referring to architects, engineers, interior designers and landscape architects whose application of appropriate design services require licensing or state registration.

**Digital Instructional Resources** – Instructional materials that are conveyed by way of digital media, including, digital textbooks, applets and applications, and online supplementary resources.

**Disparity Study** – A type of market analysis to determine if a statistical difference exists between the number or types of companies available to participate in the bid for contracts versus those firms that actually obtain those contracts.

**District Educational Facilities Plan (DEFP)** – A 5-year budget planning document.

**Financially Active Project** – A project with existing commitments or expenses.

**FY**– An abbreviation for funding year in which funds are released to initiate project planning and implementation

**Forecast** – Forecast dates may fluctuate periodically to reflect actual or unforeseen dynamics that arise as the projects move through each phase. As these unexpected dynamics may impact the originally “planned” schedule dates, forecast dates will be updated accordingly to communicate the most up to date schedule milestone dates.

**Gap Analysis** – Measurement of areas of greatest need for each school to determine whether schools are operating within music instruction's minimum standards.

**HVAC** – Heating, ventilation and air conditioning.

**GMP** – A Guaranteed Maximum Price is negotiated to set a price ceiling for fees and cost incurred.

## THE SMART GLOSSARY continued

**GOB** – The 2014 General Obligation Bond was approved by Broward County voters and pays for renovation projects and technology for District-owned schools and charter schools.

**I&T** – The School District's Information and Technology Department is responsible for designing, implementing and managing information technology solutions that improve student achievement and operational efficiency.

**IPAM** – Internet Protocol Address Management is a means of planning, tracking and managing the Internet Protocol address space used in a network.

**IT** – Information Technology refers to anything related to computer technology, such as networking, hardware, software, the Internet or the people working with those technologies.

**ITB** – Invitation to Bid is a process similar to a Request for Quotations (RFQs) in which contractors, suppliers and vendors are invited to bid to provide the School District with specific products or services.

**Implementation Phase** – The fifth of the six-phase SMART Initiative process in which contractors or vendors begin work on SMART projects.

**Improvements** – SMART projects involving construction or renovations that have a life cycle of more than five years.

**Load Balancing System** – A network that improves the distribution of workloads across multiple computing resources, such as computers, central processing units, disk drives and other network links.

**LOR** – Letter of Recommendation to issue permit from the Building Department, thus completing the design phase.

**MWBE** – A government designation for Minority and Women-Owned Business Enterprises.

**NGFW** – Next Generation Firewall is either a hardware or software-based network security system that is able to detect and block sophisticated attacks by enforcing security policies at the application, port and protocol levels.

**Network Security Perimeter Defense** – A firewall used to prevent attacks on a computer network.

**Non-GOB Funding** – Money for School District capital improvement projects that come from other budget sources outside of the 2014 General Obligation Bond.

## THE SMART GLOSSARY continued

**NTP** - Notice to Proceed is a letter from owner or project manager to a contractor stating the date work can begin according to conditions of the contract.

**OF&C** – The Office of Facilities and Construction oversees all construction and renovation projects in the School District, including those in the SMART Initiative.

**Original Budget** – Budget approved at the May 19, 2015 school board meeting that established the SMART Program's 5-year budgets.

**PCM** – Project Charter Meetings are informational sessions where school district officials and project architects explain the scope, schedule and objectives of SMART projects to the parents, students, volunteers and local public officials who make up a school's community.

**PPO** – The Physical Plant Operations Department responds to routine and emergency requests to repair and maintain District assets. PPO is responsible for various infrastructure work, including air conditioning, carpentry, electrical, plumbing to provide a safe learning environment for Broward County school students.

**PSA** – Professional Services Agreements are contracts between the District and consultants, design professionals or vendors to complete work during a specific time period.

**Phase** – One of six steps in the process of developing a project from initial planning to final quality assurance inspection one construction is completed.

**Professional Design Services** – See Design Professionals

**Project** – The undertaking to improve school infrastructure, technology or to provide equipment under provisions of the SMART Initiative.

**Project Scope** – The part of planning that involves determining and documenting a list of specific project costs, goals, deadlines and tasks to assure that results are achieved to make sure the project is successfully completed.

**QSEC** – The Qualification Selection Evaluation Committee is the School District's independent panel that evaluates and ranks proposals.

**RFQ** – Request for Qualifications is a process that solicits contractors, suppliers and vendors to bid to provide specific products or services to the District.

**SAC** – School Advisory Councils are committees of volunteers who assist principals and other school administrators in the preparation and evaluation of the school's improvement plan.

## THE SMART GLOSSARY continued

**SBBC** – School Board of Broward County.

**SCEP** – The School Choice Enhancement Program allows every District-owned school in the SMART Initiative to determine how to spend \$100,000 on smaller capital projects to improve the condition of an instructional space or educational environment.

**SDOP** – The Supplier Diversity Outreach Program remains a key part of the School District's efforts to ensure that small, minority-owned and women-owned businesses are represented as consultants, contractors, designers and vendors in the SMART Initiative.

**SMART** – Safety, Music & Art, Athletics, Renovations and Technology (SMART), which is the ongoing capital improvement program to address infrastructure and equipment needs of the Broward County Public Schools.

**SMART Program Years** – Years 1 through 5 refer to the year that funding is identified for SMART Program projects. As identified and approved in the 2014 needs assessment.

**SMART Website** – District website that lists completed and ongoing SMART projects. The link is <https://bcpssmartfutures.com/>

**S/M/WBE** – A government designation for Small/Minority/Women Business Enterprise.

**SPE** – Single Point of Entry is a SMART security project that uses fencing, gates and other structures to create a primary means of access onto a school campus.

**School Community** – The parents, students, school staff and volunteers and local elected officials who make up the constituency an individual school serves.



# Introduction

---

# INTRODUCTION

During the months of **October through December 2021**, the School Board of Broward County (The District) has made notable progress in all areas of the SMART Program (**S**afety, **M**usic & Art, **A**thletics, **R**enovation and **T**echnology). The SMART Program expenditures are bringing new computers, musical equipment and better facilities to the Broward County Public Schools.

What follows in this introduction section is a **summary showing the progress being made in each key area of the SMART Program**. Supporting details can be found in the subsequent sections of this Bond Oversight Committee Report for the quarter ending December 31, 2021.



## Technology SBBC Schools: COMPLETE

As of December 31, 2021, the SMART technology deployment is fully completed for all 230 schools. All work has been completed for the three (3) Project Scopes identified in the SMART Program:

- 83,362 computing devices were delivered to 209 schools.
- **Computer Gap:** Many schools exceeded the goal of 3.5:1 student to computer ratio, bringing the district to a 2:1 average student to computer ratio.
- **Infrastructure Upgrade** Completed for all Schools
- **Wireless/Cat6 Upgrade** 13,166 Wireless Access Points were installed, in addition to installing 12,738 CAT6 Wiring drops.

**This Project was completed with a Savings of \$10.3 million to the district.**



## Technology Charter Schools: COMPLETE

The development of charter school technology is completed for the 67 eligible schools as more than 11,314 computing devices have been ordered and installed.



## Music and Art Equipment: **COMPLETE**

Applied Learning has successfully completed its commitment to the District, providing music, ceramics and theater equipment to all qualifying schools enhancing the arts experiences of BCPS students.

### At the close of this quarter

- **Music Instruments - 100% complete**
  - 60,076 musical instruments of the 60,076 ordered have been delivered to schools.
- **Kilns - 100% complete**
  - 136 of the 136 kilns ordered have been delivered to schools. Two kilns are remaining to be installed at one site due to design needs stemming from a necessary relocation of the kilns.
- **Theater – 100% complete**
  - 40 of the 40 schools with theater programs have received and had installed their lighting, sound and/or stage equipment. The remaining school needs extensive wiring for installation which we are currently addressing.

Broward County Public School students will benefit from this investment far into the future.



## Athletics: **COMPLETE**

The SMART Program Athletics initiatives have reached a significant moment, with all but one project having reached official completion.



### All SMART athletic track projects

(15 tracks – 3 middle schools and 12 high schools) have been complete as of September 30, 2018.



### All 30 weight room upgrades have been completed.

Northeast High School was the final school to complete its weight room renovations in Q3 2021.

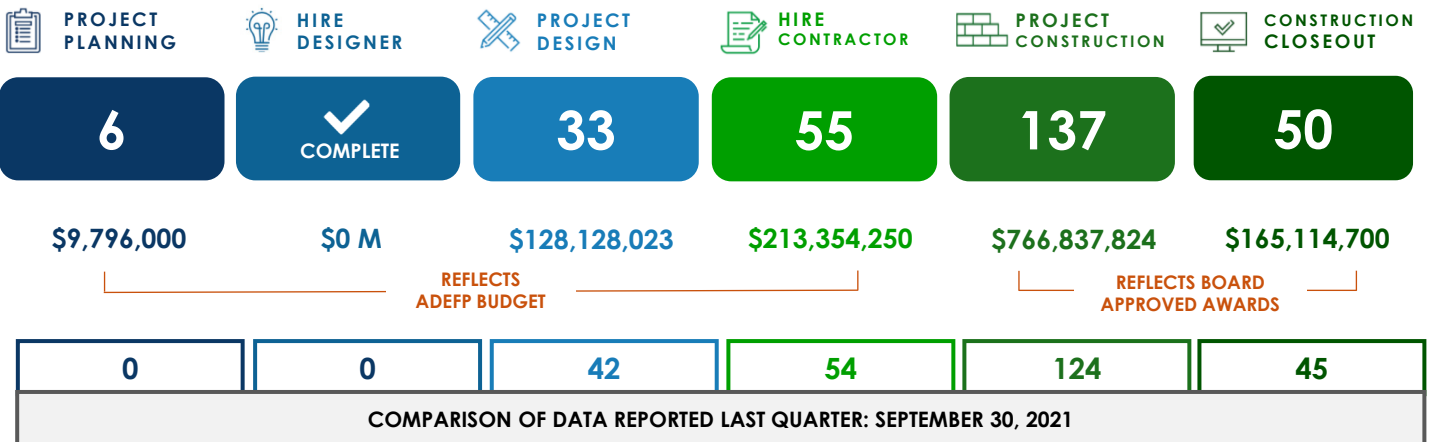


## Facilities

Moving forward, Facilities data will be reported individually for Primary Renovations & School Choice Enhancement Projects (SCEP).

## PRIMARY RENOVATIONS

### PRIMARY RENOVATIONS AS OF DECEMBER 31, 2021



Disclaimer: Some schools have multiple Primary Renovations projects in different phases.

### PROGRESS MILESTONES AS OF DECEMBER 31, 2021

**6** PROJECTS ENTERED PLANNING

**13** PROJECTS ENTERED CONSTRUCTION

**5** PROJECTS ENTERED CONSTRUCTION CLOSEOUT



## Facilities

### SINGLE POINT OF ENTRY SUMMARY AS OF DECEMBER 31, 2021

ALL SINGLE POINT OF ENTRY PROJECTS ARE COMPLETE



## SCHOOL CHOICE ENHANCEMENT PROJECTS (SCEP)

With all SCEP projects now active or complete, schools across the District are beginning to make the most of their upgrades.

7  SCHOOLS IN DESIGN

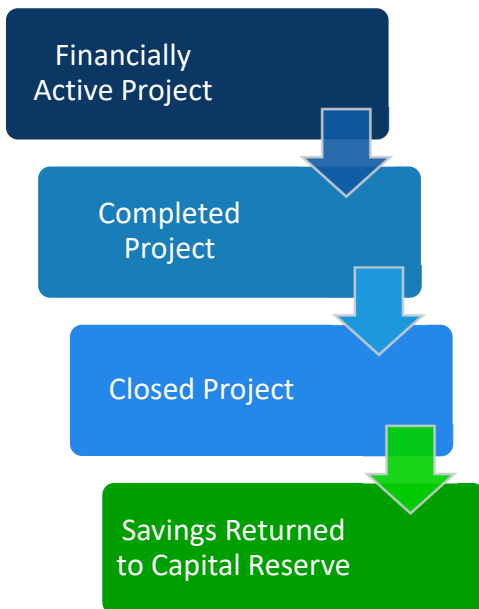
59  SCHOOLS IN IMPLEMENTATION

164  SCHOOLS COMPLETE TO-DATE



## Budget Activity

The FY22 Q2 report includes **financial details for all the projects in the SMART Program**. As SMART Program projects are being completed these projects are highlighted in the Completed and Meets Standard - Budget Activity Report. The remaining balance for all the Completed and Meets Standard Projects will be held until the School Board approves how the funds will be re-prioritized for other SMART Program Needs. There may be some additional financial activity on these projects as the final payments are made and all the purchase orders are closed-out.



The financial life-cycle of a project starts when the project is **financially active**.

At the end of the implement improvements phase projects are marked as **complete**. These projects are in their final inspection for quality assurance, between substantial and final completion, which includes verification that the scope is completed according to approved specifications, final submittals of documents and closing out the vendor contract.

When all of the close-out steps are completed, final payments have been submitted to vendors, and all purchase orders have been reviewed and closed the project is **closed**.

After the project is closed, remaining funds are reported to the School Board and **returned to the District's Capital Reserve**.

## SMART Program Budget By Program Year

Years 1-5	\$750.9 M
Year 6	\$442.5 M
Year 7	\$122.3 M
Year 8	\$99.6 M
<b>Total SMART Program</b>	<b>\$1,415.3 M *</b>

The Budget Activity Report includes financial details on all program years.

\* Includes School Board approved project budget amendments



## Budget Activity

### SMART RESERVE AND THE RISK ASSESSMENT

While the South Florida construction market continues to be stable, the District and the Cost and Program Controls vendor are watching national construction market increases in materials and labor that are driving up inflation concerns. Indicators that are being monitored, include the volume of construction in the U.S., Volatility of construction materials costs stemming from shortages related to the impact of COVID-19, and Construction Cost Index results that show recent concern for construction inflation after a results for 2020 and early 2021 showed low inflation. The District will continue monitoring the construction market's reaction to the economic changes and continued reaction to COVID-19.

Early in the SMART Program the District reacted to increased SMART Program cost expectations and **set aside \$225 million** in funding to mitigate potential funding risks in the SMART Program. **The 2020A COPs** issuance provided additional supplemental funding for SMART Program cost expectations, \$211 of the \$250 million was placed into the SMART reserve.

During FY21 and the adoption of the FY22 Capital Budget, the Board has authorized an **additional \$122 million for the SMART reserve**.

**ADDITIONAL ALLOCATIONS INTO THE SMART PROGRAM REQUIRE THE SCHOOL BOARD'S APPROVAL** and all future amounts are subject to change based on economic conditions and the results of annual legislative action. It is also important to note there are other capital outlay needs to consider when deciding how to allocate future funding.

The District Finance team is working on a strategy to address the near-term inflationary pressures as we prepare to issue the fourth and final series of the general obligation bonds later this fiscal year.





## Budget Activity

### SMART Program Reserve

In FY18 **the District committed to set aside \$225 million** in funding to mitigate potential funding risks in the SMART Program and added another **\$211 Million with the COPs Series 2020A**. In FY21, **\$47 million** was added for additional Project Manager Owner's Representative (PMOR) costs. During the Adoption of the District Educational Facilities Plan for FY 22, another **\$29 million** was added specifically for increases at Markham Elementary, and **\$46 million** was added for FY24 & FY25 for other future anticipated Program cost increases.

\$225 million	SMART Reserve Established (FY18)
211 million	COPs Series 2020A
47 million	PMOR Allocation (FY21 Board Item)
29 million	SMART Program Needs (Markham ES FY22)
+ 46 million	SMART Program Needs (FY24 and FY25)
<b><u>\$558 million</u></b>	<b>Total SMART Program Reserve</b>



Due to Approved Board items thru the end of FY22 Q2 **the current year SMART Reserve balance is \$62.5 million.**

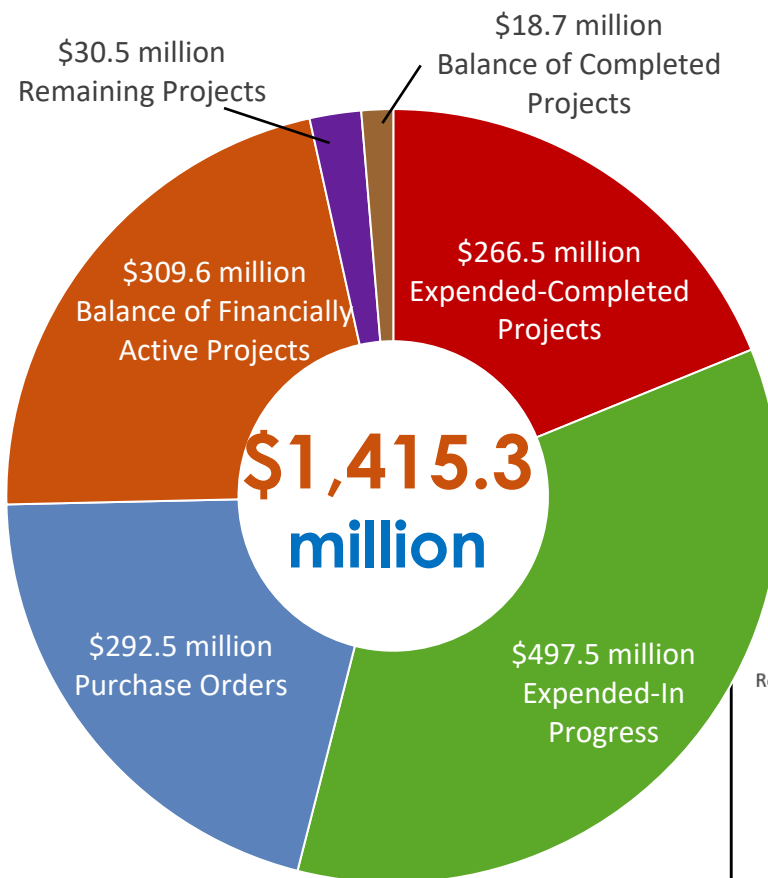
Total SMART Reserves Identified	\$ 558 million
Approved Board Items	(428) million
<b>Total</b>	<b>\$ 130 million</b>



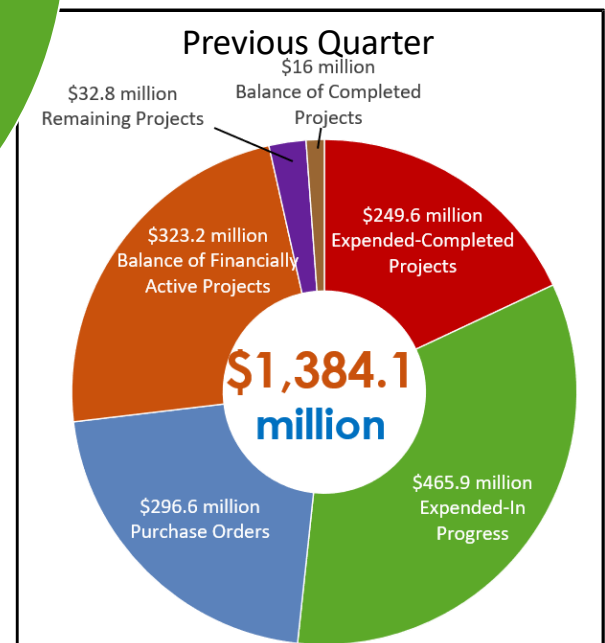
## Budget Activity

The District is continuing to make significant progress toward implementing all the SMART Program projects. Every month more projects are moving into the financially active category, and the expenditures continue to increase as more projects are moving through the design phases, entering construction, and payments are being made to contractors.

The following charts demonstrates the financial progress made in the SMART Program through the end of the second quarter of fiscal year 2022.



**\$48.6 million**  
Expenditures this  
Quarter



The *Economic Development & Diversity Compliance Department (EDDC)*, through the *Supplier Diversity Outreach Program (SDOP)*, promotes inclusion and economic growth in support of the local small business community. With a focus on *Support Services for All*, the **EDDC mission is to grow the economic base of Broward County for the benefit of students, families, and the business community.** This is achieved through the following program components:

## OUTREACH

- Business Consultation; Targeted Outreach; One-on-One Technical Assistance; Business Referrals
- Disseminates courtesy emails of active solicitations

## CERTIFICATION

- E/S/M/WBE Recruitment; Business Development; Community Connections; Site Visits
- Increases the visibility of local firms to prospective customers through certification
- Assists certified firms to gain access to District Business opportunities
- Provides options for business growth through Certific2ation

## COMPLIANCE

- Evaluates solicitations for the applicability of Affirmative Procurement Initiatives (APIs)
- Participation in Pre-bid and Outreach Meetings
- Evaluation of RFQs, RFPs and Hard Bids; Prime Performance Evaluation
- Compliance Reviews for SMART and Non-SMART Projects
- Monitors and tracks procurement activities for E/S/M/WBE engagement, utilization, and awards
- Performs site visits
- Facilitates mediations between primes and sub-contractors

## SDOP PROGRAM METRICS FY'22 Q2

Reporting Period October 1, 2021 – December 31, 2021

### 1. E/S/M/WBE CERTIFICATION PROGRAM ACTIVITY

New Certifications	21
Tri-County Reciprocal Certifications	14
Renewals	19
Denials	20
Total # of Certification Activities	77

**Total # of E/S/M/WBE Certified Firms: 526**

### 2. SDOP TARGETED MARKETING REPORT

# of Solicitation Notifications Campaign	15
Total # of Marketing Campaigns	12
Average Email Open Rate	26.61%
One-on-One Technical Assistance Provided	28
Internal/External Community Meetings	56

\*E/S/M/WBE firms may be listed as a prime or subcontractor in District solicitations

### 3. SMART BOND M/WBE CONTRACT COMPLIANCE\*

Total RFP/RFQ/ITB Solicitations Evaluated	22
Total # of Prime Submittals Evaluated	37
Total # of Approved Contracts	8

\*Contract Compliance total is related solely to Design and Construction Contracts

### 4. SMART PROJECTS M/WBE COMMITMENT BY ETHNICITY & GENDER

Amount of Total Contracts	\$28,736,621
Amount of M/WBE Commitment	\$13,929,138
Percentage of M/WBE Commitment	48%

### 5. SMART BOND S/M/WBE CUMULATIVE SPEND\*

M/WBE Cumulative Spend FY'15 Q2 – FY'22 Q2	\$327,046,915
Percentage of S/M/WBE Prime Utilization	32%

\*Cumulative Spend is based on the value of Purchase Orders issued to E/S/M/WBE primes per SMART Category

# Communications

The communications section summarizes quarterly communications materials produced to keep the Broward Schools community informed about progress made in the SMART Program and School Choice Enhancement Program.

-  **'WHAT SMART MEANS TO ME' CAMPAIGN**
-  **WEBSITE ENHANCEMENTS & UPDATES**
-  **COMMUNITY MEETINGS**
-  **SOCIAL MEDIA MANAGEMENT**
-  **MILESTONE CELEBRATIONS**
-  **PHOTO & VIDEO DOCUMENTATION**



**VISIT [BCPSSMARTFUTURES.COM](https://www.bcpssmartfutures.com)**

Scan the QR code or [click here](#) to view the updated District SMART Spaces.

The SMART Program's online presence has grown steadily as the Communications team continues to update all social media platforms regularly with the latest SMART-related content and news.

 **69 posts**

 **98 posts**

 **93 posts**







# Section 1

---

## Technology SBBC Schools

Vincent Vinueza, Chief Information Officer  
(Task Assigned)

## Bond Oversight Committee SMART Technology Quarterly Update SBBC Schools



### Technology SBBC Schools:



As of September 30, 2017, the SMART technology deployment is fully completed for all 230 schools. All work has been completed for the three (3) Project Scopes identified in the SMART Program:

- **Computer Gap:** Many schools exceeded the goal of 3.5:1 student to computer ratio, bringing the district to a 2:1 average student to computer ratio
  - 83,362 computing devices were delivered to 209 schools
- **Infrastructure Upgrade** Completed for all Schools
- **Wireless/Cat6 Upgrade** 13,166 Wireless Access Points were installed, in addition to installing 12,738 CAT6 Wiring drops

**This Project was completed with a Savings of \$10.3 million to the district.**

As of the First Quarter of FY 2018 (month ended September 30, 2017) **the SMART technology deployment is completed for all 230 SBBC schools.** For more detailed information on the SMART Program SBBC school technology you can visit the Bond Oversight Committee website and review the FY18 Q1 report and the district wide infrastructure was completed in Third Quarter FY 2021 (month ended December 31, 2020).

[http://www.broward.k12.fl.us/boc/QuarterlyReports/FY18\\_Q1BOCReport.pdf](http://www.broward.k12.fl.us/boc/QuarterlyReports/FY18_Q1BOCReport.pdf)

[http://www.broward.k12.fl.us/boc/QuarterlyReports/FY21\\_Q2BOCReport.pdf](http://www.broward.k12.fl.us/boc/QuarterlyReports/FY21_Q2BOCReport.pdf)



# Section 2

---

## Technology Charter Schools

Vincent Vinueza, Chief Information Officer  
(Task Assigned)

## Bond Oversight Committee SMART Technology Quarterly Update Charter Schools



### Technology Charter Schools:



The development of charter school technology is completed for the 67 eligible schools as more than 11,314 computing devices have been ordered and installed.

As of the Third Quarter of FY 2017 (month ended March 31, 2017) **all charter school technology projects were completed.** For more detailed information on the SMART Program charter school technology, you can visit the Bond Oversight Committee website and review the FY17 Q3 report.

[http://www.broward.k12.fl.us/boc/QuarterlyReports/FY17\\_Q3BOCReport.pdf](http://www.broward.k12.fl.us/boc/QuarterlyReports/FY17_Q3BOCReport.pdf)





# Section 3

---

## Music & Art Equipment

Dr. Nicole Mancini, Chief Academic Officer  
(Task Assigned)

## Music & Art Equipment - Applied Learning Department

**COMPLETE** ✓

As of the end of FY21 Q4, all Music & Art Equipment projects were completed:

- **60,076 new musical items in the hands of our student<sup>+-</sup>**


- Elementary 47,342
- Middle 3,847
- High 8,303
- Center 584+



- **136 New Kilns delivered to schools**



- **39 school theater stage, sound and lighting installations completed**



For more detailed information on the SMART Program Music & Art Equipment, you can visit the Bond Oversight Committee website and review the FY21 Q4 report.

[http://www.broward.k12.fl.us/boc/QuarterlyReports/FY21\\_Q4BOCReport.pdf](http://www.broward.k12.fl.us/boc/QuarterlyReports/FY21_Q4BOCReport.pdf)





# Section 4

---

## Athletics

Valerie S. Wanza, Ph.D.  
Chief School Performance & Accountability Officer

# SMART PROGRAM ATHLETICS



As of the end of FY21 Q4, all the Athletic projects were completed:

SMART Program Athletic initiatives are in good standing, **with all projects completed**. All 15 track and 30 weight room enhancements funded by the SMART Program have been completed.

## Tracks



# 15

COMPLETED

Track  
Upgrades

### SMART athletic track projects

Each of the athletic track projects, (15 tracks – 3 middle schools and 12 high schools) have been complete as of September 30, 2018.

## Weight Rooms



# 30

COMPLETED

Weight Room  
Upgrades

### SMART weight room projects

Improvements include equipment, paint, murals, structural repairs, flooring, sound system, mirrors, lighting, electrical upgrades, etc.

The 30 High Schools covered by the weight room initiative have undergone a coordinated review for safety, ADA compliance, dimensional clearance, and gender equity prior to the release of funding.

Each of the 30 weight room upgrade projects have been completed as of June 30, 2021.

For more detailed information on the SMART Program Athletics, you can visit the Bond Oversight Committee website and review the FY21 Q4 report.

[http://www.broward.k12.fl.us/boc/QuarterlyReports/FY21\\_Q4BOCReport.pdf](http://www.broward.k12.fl.us/boc/QuarterlyReports/FY21_Q4BOCReport.pdf)

# Section 5

---

## Facilities

**Sam Bays**

Executive Director of Capital Programs  
(Task Assigned)

Report Provided by the District's Program Managers:

**Kathleen Langan**

AECOM

**Ashley Carpenter**

Atkins

# TABLE OF CONTENTS

---

## FACILITIES

1

### PRIMARY RENOVATIONS

Introduction  
Quarterly Highlights  
Big 3 Schools Update  
Safety & Security Projects  
Change Orders  
Holding Vendors Accountable  
Responses to TaxWatch & BOC Questions

2

### SCHOOL CHOICE ENHANCEMENT PROGRAM (SCEP)

SCEP Quarterly Highlights  
Summary of SCEP Projects

3

### PROGRAM COSTS & CONTROLS

Hard vs. Soft Costs  
Risk Assessment

4

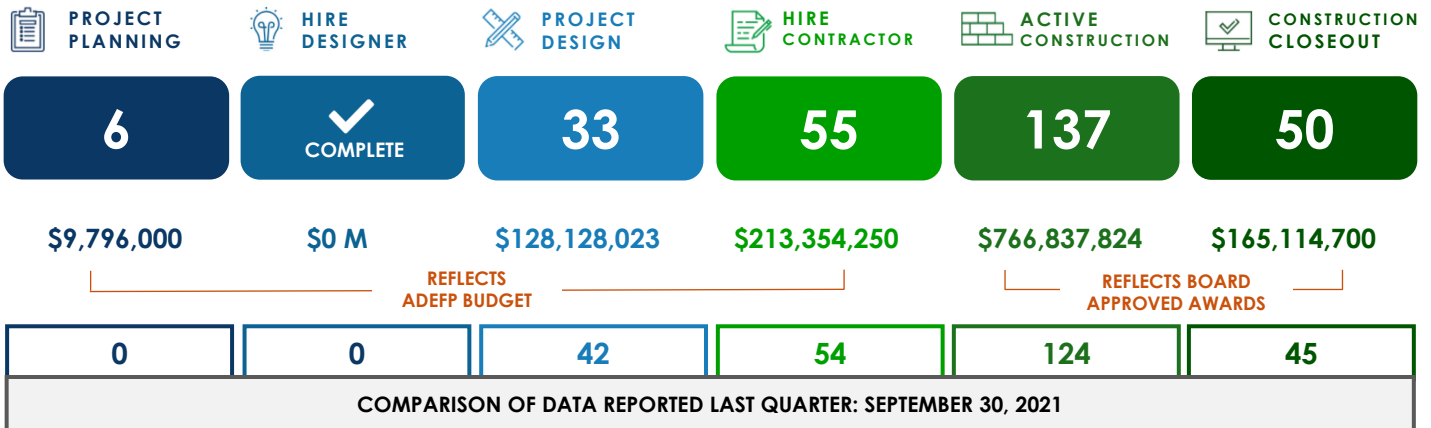
### SCHOOL SPOTLIGHTS

Understanding the Six-Phase Process  
Individual School Spotlights

## QUARTERLY HIGHLIGHTS

The following highlights are of progress made this quarter (ending December 31, 2021).

### PRIMARY RENOVATIONS PROCESS CHART



Disclaimer: Some schools have multiple Primary Renovations projects in different phases.

### PROGRESS MILESTONES

- 6 PROJECTS ENTERED PLANNING
- 13 PROJECTS ENTERED CONSTRUCTION
- 5 PROJECTS ENTERED CONSTRUCTION CLOSEOUT



**VISIT [BCPSSMARTFUTURES.COM](https://www.bcpssmartfutures.com)**

to find up-to-date footage of construction activity across the District. Scan the QR code to view the gallery section of the SMART website or [click here](#).

## QUARTERLY HIGHLIGHTS: PROJECTS IN CLOSEOUT

A school enters the Construction Closeout phase once a Certificate of Occupancy has been issued for the entire project. Included below is a breakdown of the multiple steps within the Construction Closeout phase.

### 50 PROJECTS IN CLOSEOUT

#### 14 PROJECTS IN SUBSTANTIAL COMPLETION

Substantial Completion is that point in which, the Work, or designated portion thereof, is at a level of completion in substantial compliance with the contract documents such that the Owner or its designee can enjoy, use or, occupancy of the work performed and can use or operate in all respects for its intended purpose.

#### 4 PROJECTS IN FINAL COMPLETION

Final Completion date subsequent to the date of Substantial Completion at which time all of the Work has been completed (or designated portion thereof) in accordance with the contract documents as certified by the project consultant and/or approved by the Owner. In addition, final completion shall not be deemed to have occurred until any and all governmental bodies, boards, entities, etc. which regulate or have jurisdiction of the work, have inspected, approved, and certified the work and issued a Certificate of Occupancy or other required documentation.

#### 12 PROJECTS IN WARRANTY PERIOD THROUGH FINANCIAL CLOSEOUT

The Warranty Period is the start of the warranty until the warranty expires, typically 1 year. Once the Warranty period has expired the remaining commitments will be paid and the project will be financially closed.

#### 20 PROJECTS CLOSED

All vendors have completed all work and all commitments have been closed.



## BIG 3 SCHOOLS UPDATE

SMART Program updates at **Blanche Ely High School**, **Northeast High School**, and **Stranahan High School** for the quarter ending December 31, 2021.

### BLANCHE ELY HIGH SCHOOL



### NORTHEAST HIGH SCHOOL



### STRANAHAN HIGH SCHOOL





## BLANCHE ELY HIGH SCHOOL

### PRIMARY RENOVATIONS (ORIGINAL SCOPE)

- Campus renovations at Blanche Ely High School are nearing completion with final inspections in progress.

### KEY MILESTONES TO COMPLETION:





## BLANCHE ELY HIGH SCHOOL

### PRIMARY RENOVATIONS



#### ACTIVE CONSTRUCTION



#### WORK COMPLETED

- ✓ **MEDIA CENTER**
- ✓ **OUTDOOR DINING STRUCTURE**
- ✓ **CHILLER PLANT REPLACEMENT**
- BUILDING 1**
  - ✓ Roofing repairs, interior chilled water piping, AHU replacement & ceiling installation
- BUILDING 2**
  - ✓ STEM Lab, restroom, roofing, HVAC & fire sprinkler
- BUILDING 4**
  - ✓ HVAC chiller
- BUILDING 14 (GYMNASIUM)**
  - ✓ ADA restroom, wheelchair ADA lift & HVAC
- BUILDING 15**
  - ✓ HVAC duct heater
- BUILDING 17**
  - ✓ Exterior ADA improvements & HVAC
- BUILDING 18**
  - ✓ Roofing repairs
- BUILDINGS 18 & 26**
  - ✓ STEM Labs
- LOCKER ROOM**
  - ✓ ADA compliance



#### WORK IN PROGRESS

- CAMPUS-WIDE**
  - Final inspections

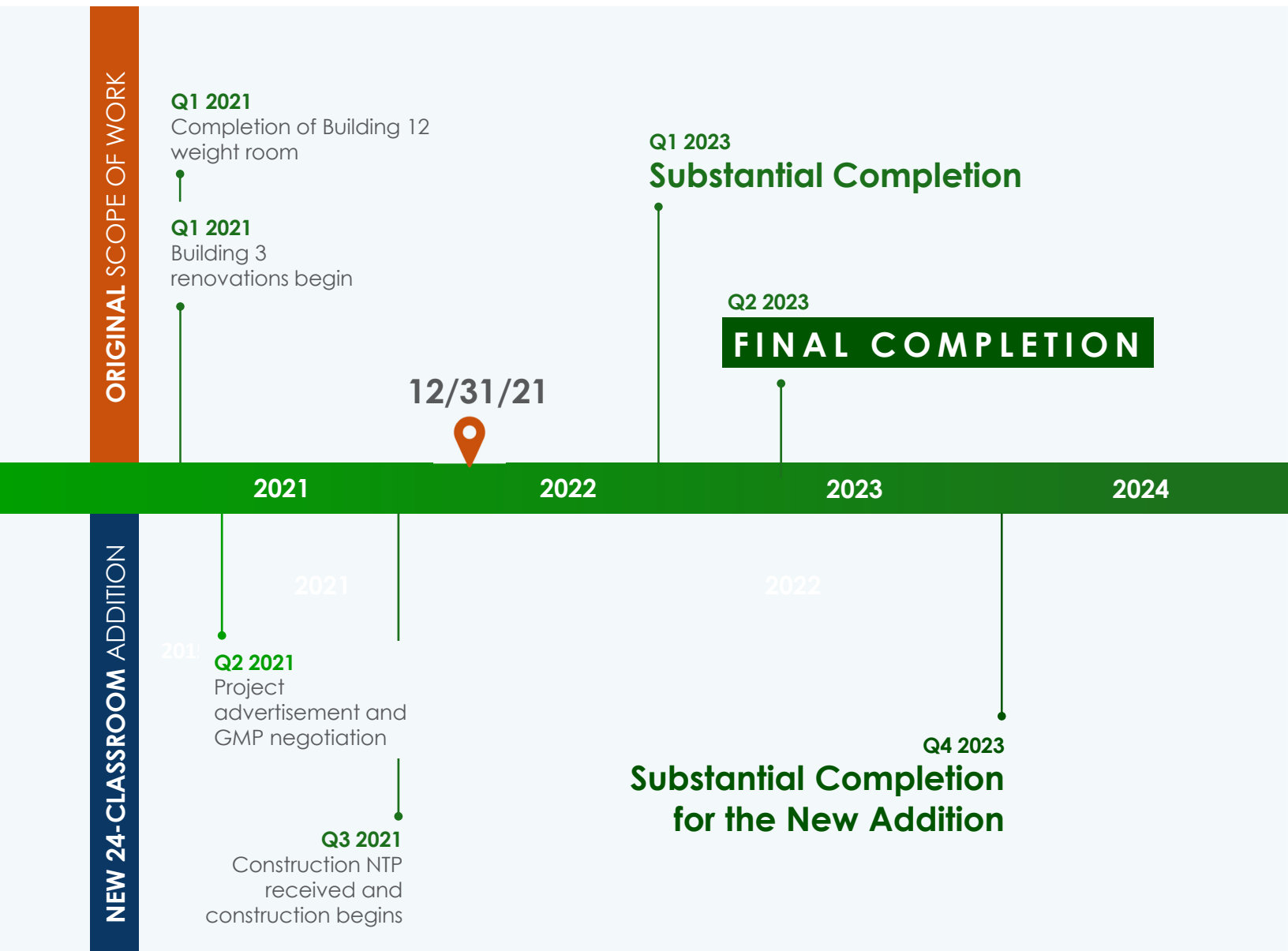


## NORTHEAST HIGH SCHOOL

### PRIMARY RENOVATIONS (ORIGINAL SCOPE & NEW ADDITION)

- Northeast High School remains under construction with roofing repairs, STEM Lab upgrades, and locker room renovations underway.

### KEY MILESTONES TO COMPLETION:





## NORTHEAST HIGH SCHOOL

### PRIMARY RENOVATIONS (PHASE 1)



#### ACTIVE CONSTRUCTION



#### WORK COMPLETED

##### ✓ WEIGHT ROOM RENOVATIONS

##### **BUILDING 1**

- ✓ Science labs

##### **BUILDING 3**

- ✓ Group restroom, electrical & ceiling tile installation

##### **BUILDING 12**

- ✓ Fire alarm & roofing



#### WORK IN PROGRESS

##### **BUILDING 1**

- Roofing

##### **BUILDING 3**

- STEM/ Culinary Lab
- Restroom
- Roofing
- Fire protection

##### **BUILDING 15**

- Roofing

### NEW CLASSROOM ADDITION (PHASE 2)



#### HIRE CONTRACTOR



## STRANAHAN HIGH SCHOOL

### PRIMARY RENOVATIONS (ORIGINAL SCOPE)

- Roofing repairs remain ongoing at Stranahan High School. All other work is complete

### KEY MILESTONES TO COMPLETION:





## STRANAHAN HIGH SCHOOL

### PRIMARY RENOVATIONS (PHASE 1)



#### ACTIVE CONSTRUCTION



#### WORK COMPLETED

##### **BUILDING 1**

- ✓ HVAC, roofing

##### **BUILDING 4**

- ✓ Media Center, HVAC, roofing

##### **BUILDING 5**

- ✓ Roofing, HVAC, restrooms

##### **BUILDING 6**

- ✓ STEM Lab, HVAC, roofing

##### **BUILDING 7**

- ✓ Roofing, interior work, HVAC

##### **BUILDING 9**

- ✓ Restrooms, fire protection, HVAC

##### **BUILDING 15 (GYMNASIUM)**

- ✓ HVAC

##### **BUILDING 17**

- ✓ Storage conversion

##### **BUILDING 20**

- ✓ STEM Lab, roofing

##### **BUILDINGS 23**

- ✓ STEM Lab

#### **ALL HVAC & FIRE ALARM IMPROVEMENTS COMPLETE**



#### WORK IN PROGRESS

##### **BUILDINGS 2-3 , 8-10, 13-15**

- Roofing



## SAFETY & SECURITY PROJECTS

### SAFETY BREAKDOWN



	Planning	Design	Hire Contractor	Construction	Complete/ Closeout	Total
Fire Alarm	0	10	26	60	4	100
Fire Sprinkler	1	13	21	47	7	89

## CHANGE ORDERS THIS QUARTER

SCHOOL NAME	PROJECT NAME	BOARD APPROVAL DATE	AMOUNT	DAYS EXTENDED	CHANGE%	SOURCE	DESCRIPTION
Blanche Ely High School	GOB Renovations	10.12.2021	439.00	0	0.00	Owner Request	Torque Testing on Existing Amp Main Breaker
		10.12.2021	12,780.00	0	0.07	Consultant Omission	Addition of Main Grounding Bus Bar in Electrical Room 457
		10.12.2021	27,129.00	0	0.15	Consultant Omission	Addition of Motorized Valves for Cooling Tower New Valve Sequence
Broadview Elementary School	Building Renovations	12.14.2021	1,391.00	0	0.03	Unforeseen Condition	Removal of Cables & Conduits in Media Center
Castle Hill Elementary School	SMART Program Renovations	10.12.2021	44,893.00	0	1.51	Unforeseen Condition	Replacement of Exhaust Fans and Backdraft Dampers
		10.12.2021	51,330.00	0	1.73	Owner Request	Fire Alarm Voice Evacuation System Installation
		10.12.2021	5,838.00	0	0.20	Consultant Omission	Fire Alarm Devices

## CHANGE ORDERS THIS QUARTER

SCHOOL NAME	PROJECT NAME	BOARD APPROVAL DATE	AMOUNT	DAYS EXTENDED	CHANGE%	SOURCE	DESCRIPTION
Cypress Bay High School	GOB Renovations	10.12.2021	42,291.00	0	0.17	Owner Request	Sitework Scope Changes
		10.12.2021	13,995.00	0	0.05	Consultant Omission	Corner Guards
		10.12.2021	6,522.00	0	0.03	Owner Request	Reimbursement to Contractor
		10.12.2021	5,706.00	0	0.02	Owner Request	Reimbursement to Contractor
		11.09.2021	2,549.00	0	0.01	Consultant Error	Reinstallation of Swing Doors
		11.09.2021	8,758.00	0	0.03	Consultant Error	Fire Line Extension
		11.09.2021	11,303.00	0	0.04	Owner Request	Door and Door Hardware Modifications
Driftwood Middle School		12.14.2021	3,382.00	0	0.05	Consultant Error	Change in Material from Supply Fans to Exhaust Fans
Eagle Point Elementary School	GOB Renovations	12.14.2021	659.00	0	0.01	Consultant Error	One-Hour Fire Rating at Existing Walls in Rm 110B
		12.14.2021	139,014.00	0	3.14	Consultant Error	Installation of Exhaust Ductwork and Exterior Wall Louvers
Embassy Creek Elementary School	SMART Program Renovations	12.14.2021	18,101.00	0	0.53	Consultant Omission	Removal and Replacement of Water Damaged Insulation
		12.14.2021	2,120.00	0	0.06	Unforeseen Condition	Removal and Replacement of Water Damaged Plywood and Gypsum

## CHANGE ORDERS THIS QUARTER

SCHOOL NAME	PROJECT NAME	BOARD APPROVAL DATE	AMOUNT	DAYS EXTENDED	CHANGE%	SOURCE	DESCRIPTION
Everglades Elementary School	SMART Program Renovations	11.09.2021	9,221.00	0	0.51	Owner Request	Remediation of Rooftop Equipment
Fairway Elementary School	GOB Renovations	11.09.2021	9,314.00	0	0.16	Unforeseen Condition	Roof Curb Replacement
		12.14.2021	6,436.00	0	0.11	Consultant Error	Media Center Door Replacement
Falcon Cove Middle School	SMART Program Renovations	11.09.2021	12,452.00	0	0.07	Consultant Error	Additional Piping and Fittings from Chiller Plant
		11.09.2021	1,504.00	0	0.01	Consultant Error	Relocation of Planters Due to Limited Space
		11.09.2021	34,852.00	0	0.19	Consultant Error	Installation of Grounding Conductors
		11.09.2021	5,923.00	0	0.03	Owner Request	Relocation of Bus Loop Entry
		11.09.2021	12,483.00	0	0.07	Owner Request	Installation of Additional Coping
		11.09.2021	985.00	0	0.01	Consultant Error	Relocation of Existing Piping
		11.09.2021	14,320.00	0	0.08	Owner Request	Adjustments to Meet Required Airflows
Forest Hills Elementary School	SMART Program Renovations	10.12.2021	4,401.00	0	0.23	Consultant Omission	Update of GFI Breakers for Newly Installed Hand Dryers
Gator Run Elementary School	SMART Program Renovations	10.12.2021	14,482.00	0	0.45	Consultant Omission	Installation of New Recessed Floor Outlets in Music Room 109
		10.12.2021	-7,200.00	0	(0.22)	Owner Request	Credit to the Owner

## CHANGE ORDERS THIS QUARTER

SCHOOL NAME	PROJECT NAME	BOARD APPROVAL DATE	AMOUNT	DAYS EXTENDED	CHANGE%	SOURCE	DESCRIPTION
Gulfstream Academy of Hallandale Beach K-8 (North)	SMART Program Renovations	12.14.2021	1,442.00	0	0.04	Consultant Omission	Additional Ductwork and Grills
Gulfstream Early Childhood Center of Excellence	SMART Program Renovations	12.14.2021	19,301.00	0	0.39	Unforeseen Condition	Sanitary Pipe Replacement
Hollywood Central Elementary School	SMART Program Renovations	12.14.2021	11,736.00	0	0.17	Consultant Omission	Installation of Switched Circuit For Wall Pack Light Fixtures
		12.14.2021	23,829.00	0	0.34	Consultant Error	Electrical Panel Replacement
		12.14.2021	16,016.00	0	0.23	Consultant Error	Removal of Items For Air Handler Clearance
Hollywood Hills High School	SMART Program Renovations	11.09.2021	4,998.00	0	0.03	Consultant Omission	Replacement of Mezzanine-Level Sprinklers
		11.09.2021	129,245.00	0	0.70	Owner Request	Relocation of Utilities to Facilitate Continued Roofing Production
J.P. Taravella High School	SMART Program Renovations	10.12.2021	-146,188.00	0	(1.20)	Owner Request	Removal of Lightning Protection Scope
		10.12.2021	16,500.00	0	0.14	Consultant Error	Cooling Tower Model Type

## CHANGE ORDERS THIS QUARTER

SCHOOL NAME	PROJECT NAME	BOARD APPROVAL DATE	AMOUNT	DAYS EXTENDED	CHANGE%	SOURCE	DESCRIPTION
Lake Forest Elementary School	SMART Program Renovations	10.12.2021	13,327.00	0	0.54	Consultant Error	Addition of Duct-Heater and Supply Air Diffuser in Mechanical Room 121
Maplewood Elementary School	Building Renovations	12.14.2021	-1,468.00	0	(0.04)	Owner Request	Credit for Restroom Light Fixtures
		12.14.2021	2,157.00	0	0.06	Consultant Error	Relocation of TV for Fire Alarm Panel Installation
		12.14.2021	66,531.00	0	1.90	Unforeseen Condition	Securock Installation on Roof
Mirror Lake Elementary School	SMART Program Renovations	11.09.2021	-134,947.00	0	(4.44)	Owner Request	Credit Change Order for Removal of Lightweight Insulating Concrete
		11.09.2021	12,062.00	116	0.40	Consultant Error	Door Replacement and Lavatory Sink Installation
Nova High School	SMART Program Renovations	10.12.2021	6,633.00	0	0.03	Consultant Omission	Addition of VAV Device in Soundlock Room
		10.12.2021	42,075.00	0	0.17	Owner Request	Building Improvements for Building 15
		12.14.2021	21,230.00	0	0.08	Owner Request	Required Duct Cleaning
		12.14.2021	2,646.00	0	0.01	Consultant Omission	Additional Fire Protection at Existing Alcoves

## CHANGE ORDERS THIS QUARTER

SCHOOL NAME	PROJECT NAME	BOARD APPROVAL DATE	AMOUNT	DAYS EXTENDED	CHANGE%	SOURCE	DESCRIPTION
Oakland Park Elementary School	SMART Program Renovations	10.12.2021	22,441.00	0	0.50	Consultant Error	Installation of New Switchboard
Olsen Middle School	SMART Program Renovations	10.12.2021	45,210.00	0	0.50	Unforeseen Condition	Securock Installation
		12.14.2021	-236,840.00	0	(2.60)	Owner Request	Credit for Roof Crickets
Park Lakes Elementary School	SMART Program Renovations	10.12.2021	-1,366.00	0	(0.32)	Owner Request	Credit for Office Trailer
		12.14.2021	-263.00	0	(0.06)	Consultant Error	Credit for Art Room Sink
Pinewood Elementary School	SMART Program Renovations	12.14.2021	3,026.00	292	0.09	Owner Request	Installation of Fire Alarm Antenna & Monitoring System (AES)
Pioneer Middle School	GOB Renovations	11.09.2021	28,392.00	0	0.31	Consultant Omission	Installation of Grounding Wire to Existing Light Fixtures
		11.09.2021	12,487.00	0	0.14	Unforeseen Condition	Removal of Concrete Slab at Restrooms 123 and 124
Quiet Waters Elementary School	GOB Renovations	11.09.2021	1,154.00	0	0.02	Consultant Omission	Chiller Vent Pipe Extension on Building 2 Roof
		11.09.2021	14,530.00	0	0.30	Unforeseen Condition	Replacement of Inoperable Supply Fans
Ramblewood Elementary School	GOB Renovations	11.09.2021	109,103.00	0	3.36	Consultant Error	Various Chiller Yard Improvements
Riverland Elementary School	SMART Program Renovations	11.09.2021	-8,093.00	0	(0.24)	Consultant Error	Credit Change Order for Removal of Smoke Detectors

## CHANGE ORDERS THIS QUARTER

SCHOOL NAME	PROJECT NAME	BOARD APPROVAL DATE	AMOUNT	DAYS EXTENDED	CHANGE%	SOURCE	DESCRIPTION
Royal Palm STEM Museum Magnet	SMART Program Renovations	11.09.2021	11,636.00	0	0.18	Consultant Omission	Relocation of Existing Wall Light Fixtures
		11.09.2021	36,235.00	0	0.57	Owner Request	Installation of New Egress Door
Silver Trail Middle School	GOB Renovations	11.09.2021	2,521.00	0	0.05	Consultant Error	Installation of New Module for Electrical Panel
		11.09.2021	6,484.00	0	0.13	Unforeseen Condition	Replacement of Dampers
		11.09.2021	2,160.00	0	0.04	Consultant Omission	Replacement of Access Ladder
Sunrise Middle School	SMART Program Renovations	11.09.2021	63,427.00	0	1.18	Consultant Omission	Electrical Circuits
Village Elementary School	SMART Program Renovations	12.14.2021	3,493.00	0	0.38	Unforeseen Condition	Moisture Mitigation
Watkins Elementary School	SMART Program Renovations	12.14.2021	8,705.00	0	0.34	Owner Request	Additional Painting of Covered Walkways, Railings and Outside of Front-Loading Yard
		12.14.2021	2,379.00	0	0.09	Consultant Omission	Painting of Down Spouts, Gates and Loading Yard

## CHANGE ORDERS THIS QUARTER

SCHOOL NAME	PROJECT NAME	BOARD APPROVAL DATE	AMOUNT	DAYS EXTENDED	CHANGE%	SOURCE	DESCRIPTION
West Hollywood Elementary School	GOB Renovations	11.09.2021	6,532.00	0	0.22	Consultant Error	Upsizing of Disconnects and Fuses
		11.09.2021	-17,360.00	0	(0.58)	Owner Request	Credit for Removal of Fan Coil Unit Measuring Devices
		12.14.2021	4,358.00	0	0.15	Consultant Omission	Smoke Detector Installation
Westchester Elementary School	SMART Program Renovations	11.09.2021	51,003.00	0	2.70	Consultant Error	Installation of Exterior Canopy Lighting
Winston Park Elementary School	SMART Program Renovations	10.12.2021	-16,504.00	0	(1.31)	Owner Request	Credit for De-Scoping Furniture, Fixtures, and Equipment (FF&E) in Art Room and Music Lab

## SCHEDULE VARIANCES

At the end of this reporting period, 26 projects were delayed or advanced, with **25 delayed** and **1 advanced** in the Master Project Schedule. Additionally, 17 of the delayed projects are 95% complete or more.

Multiple reasons factor into the delay of projects. The findings of the most significant factors that caused project delays during this reporting period are as follows:

### Final Inspection Added Scope / Owner Delays

- 14 completed projects are delayed after receiving a 110b (substantial completion) due to additional work required by the District

### Errors & Omissions

- 3 projects are delayed due to Errors and Omissions

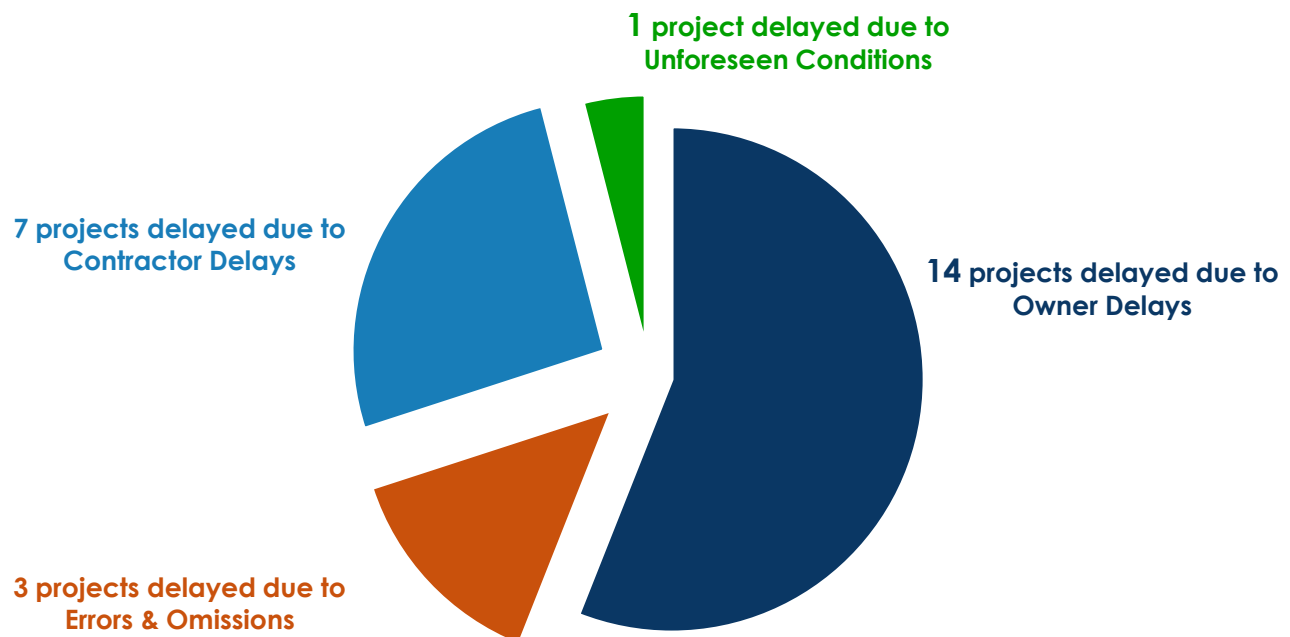
### Contractor Delays

- 7 projects are delayed due to contractor delay issues

### Unforeseen Conditions

- 1 projects is delayed due to unforeseen conditions

## BREAKDOWN OF DELAYS



## HOLDING VENDORS ACCOUNTABLE

The Program Management team continues to enforce the damages/financial penalties clause of the Professional Services Agreement (PSA) with designers.

The team has recovered **\$731,650** to-date and **\$70,300** this quarter in penalties from architects/engineers who completed the Design phase.



**\$731,650**

recovered  
to-date



**\$70,300**

recovered  
this quarter

Designers and construction managers have been closely monitored to evaluate potential for further delays or best use of bond dollars.

## TAX WATCH RESPONSES & BOC QUESTIONS

The following section includes responses to questions and requests brought up at prior Bond Oversight Committee Meetings, Workshops, and in TaxWatch Reports.



### TAX WATCH

**Q:**

Florida TaxWatch recommends the District reconcile the apparent discrepancies between the number of delayed projects identified on page 50 of the District Report and the number of projects flagged for schedule delays on the School Spotlights.

**A:**

In working to implement a Traffic Light and Flag concept for reporting delays, there appears to be a glitch with the reconciliation of source data that informs the spotlights. The PMOR is working to address the matter to ensure accuracy of future reports. Please see the correct list of projects with schedule delays below. An updated version of the spotlight is being processed for redistribution:

Schedule Delays   Quarter Ending September 30, 2021	
1	Atlantic Technical College Arthur Ashe, Jr. Campus SMART Program Renovations
2	Bayview ES GOB Renovations
3	Castle Hill ES SMART Program Renovations
4	Colbert Museum Magnet (aka Colbert ES) SMART Program Renovations
5	Everglades ES SMART Program Renovations
6	Fairway ES GOB Renovations
7	Forest Glen MS SMART Program Renovations
8	Forest Hills ES SMART Program Renovations
9	Gator Run ES SMART Program Renovations
10	Griffin ES GOB Renovations
11	Hawkes Bluff ES GOS Renovations
12	Lauderdale Lakes MS SMART Program Renovations
13	Maplewood ES SMART Program Renovations
14	Margate ES Building Renovations
15	Margate ES Building Renovations (Demolition)
16	McNab ES SMART Program Renovations
17	Mirror Lakes ES SMART Program Renovations
18	Norcrest ES SMART Program Renovations
19	Pioneer MS GOB Renovations
20	Pompano Beach ES GOB Renovations
21	Riverglades ES SMART Program Renovations
22	Rock Island ES SMART Program Renovations
23	West Hollywood ES GOB Renovations

## TAX WATCH RESPONSES & BOC QUESTIONS



### TAX WATCH

**Q:**

Florida TaxWatch reiterates its previous recommendation that the SBBC delegate authority to approve change orders less than \$25,000 to the Superintendent or other senior official.

**A:**

**The PMOR team brought this item to a School Board workshop on January 5, 2022. The Board determined the matter needs further consideration.**

**Q:**

Florida TaxWatch recommends the District brief the Committee at its December 13, 2021, meeting on efforts to recover change order funds that are the result of consultant omissions and consultant errors.

**A:**

**The district and PMOR are working to determine the approach to this matter. We will respond in the next report.**

## TAX WATCH RESPONSES & BOC QUESTIONS



### TAX WATCH

**Q:**

Florida TaxWatch recommends the District brief the Committee at its December 13, 2021, meeting on steps taken by the SBBC/District to streamline and shorten the project process and to reduce the number of Building Department reviews from nine to ten (currently) to five or fewer.

**A:**

**The District has taken the following steps to streamline the project process:**

- **Administrative Changes**
  - Division 0
  - Instructions to Bidders
  - Adjustments to Internal Requirements for issuance of NTP
  - Updated bid form and Updated Milestone Schedules
  - E-Builder Improvements
  - Change Management, Submittal Logs, RFI Logs
- **Schedule Management**
  - Assignment of Project Managers on Construction
  - Organizational Changes
  - Development and Implementation of Short Interval Scheduling
  - Resolute Master Schedule Management – Development of Improved Reporting
  - Development of Monthly Project Update Reports (MPU's)
- **Construction Program**
  - Roofing at night - implemented roofing certification / training & safety program
  - Recommended implementation of Day 2 work program
  - Implementing swing space pilot program

**The District has considered the following methods to reduce the amount of time it takes to navigate the change order process:**

- **Moving Through the Process Of Changing School Board Policy**
  - Policy 7006 – Presented and Discussed at the December 17, 2020 meeting & Public Workshop on May 13, 2021
- **A&E Contract Enforcement**
  - Improved Management of A&E Contract Provision – Time is of the Essence Provision
- **E-Builder Changes**
  - Making Improvements in the e-Builder Change Management Process – (PCO, Claims, CCD, and Change Orders – including forms)
  - Making Improvement to the RFI process in e-Builder
  - Overall Improvements to the workflow from ASI – Building Department – Final Pricing from Contractor
- **Modified the Process Following Corporate Approval**

**Immediately registering Item at the subsequent School Board meeting**

## TAX WATCH RESPONSES & BOC QUESTIONS



### TAX WATCH

**Q:**

Florida TaxWatch recommends the District brief the Committee at its December 13, 2021, meeting on the results of its investigation into the cause of the partial roof collapse at James S. Rickards Middle School and the status of the roofs at the other four schools with similar designs.

**A:**

**A report will be provided after the Board has had an opportunity to review the results/report. That date is still pending.**

**Q:**

Florida TaxWatch reiterates its previous recommendation that the District update the "Big 3 Schools Update" section of the Report and the School Spotlight for Stranahan High School to reflect the status of Phase 2 (cafeteria) of the Primary Renovations.

**A:**

**The Stranahan cafeteria project was not included in the report and on the Spotlight as it does not include SMART funding (bond dollars). funding (bond dollars).**

**Q:**

Florida TaxWatch recommends that, in the event copies of the District's response to public comments made at the September 27, 2021, Committee meeting have not been distributed to Committee members, the District should provide the requested information at the December 13, 2021, Committee meeting.

**A:**

**The public comments made at the September 27, 2021, committee meeting as well as the associated responses are listed below:**

- Staff to provide a detailed update of the primary renovation project at Oakridge Elementary? (Linda Ferrara, Vice Chair of the Facilities Task Force)  
**Response:** *The current status can be found in the December SMART Monthly Report (attached).*
- Are there any other buildings that have structural issues? (Natalie Lynch-Walsh, Chair of the Facilities Task Force)  
**Response:** *Per the School Board's direction at the November 3, 2021 workshop, the Program Manager Owner's Rep (PMOR) is in the process of preparing the RFP to a hire a consultant.*



## Section 5

Facilities Sub-Section



# SCHOOL CHOICE ENHANCEMENT PROGRAM

(SCEP)

# SCHOOL CHOICE ENHANCEMENT PROGRAM (SCEP)



## QUARTERLY HIGHLIGHTS

7



### SCHOOLS IN DESIGN

Schools that are still determining how to best make use of their SCEP funds.

59



### SCHOOLS IN IMPLEMENTATION

Selected items are being implemented and/or delivered to these schools in prioritized order.

164



### SCHOOLS COMPLETE TO-DATE

All SCEP items have been both **delivered and installed**, with a SCEP fund balance of **5% or less remaining** to be spent.



## SCHOOL CHOICE ENHANCEMENT PROGRAM (SCEP)




### FEATURED SCEP PROJECTS COMPLETED THIS QUARTER



#### CORAL PARK ELEMENTARY SCHOOL

Classroom Chairs  
Storefront  
Electric Strike  
Wind Screen For The Playground  
K-2 & 3-5 Playground Structures  
Morning Show Equipment  
Indoor Furniture  
Adapters



#### HERON HEIGHTS ELEMENTARY SCHOOL

Laptops  
Digital Marquee  
Indoor Furniture



#### NOB HILL ELEMENTARY SCHOOL

Murals  
Interior Painting (Hallways, Cafeteria Walls, Etc.)  
Projectors  
Indoor Furniture  
Promethean Boards  
Tennant Cs5 Batt Micro Scrubber  
Facilities Equipment  
Tracker



SCAN HERE

VISIT THE SMART PROGRAM  
WEBSITE TO FIND YOUR  
SCHOOL'S SCEP STATUS





## Section 5

Facilities Sub-Section



## PROGRAM COST & CONTROLS

# ATKINS

## HARD COSTS VS. SOFT COSTS

Included here is a brief explanation of hard costs vs soft costs in the SMART Program, as well as schools that have reached substantial/final completion and a breakdown of their costs.

**The important distinction here is budget vs. actual.**

While the project budgets were developed with approximately **30% soft line items** such as Design, Program Management, IT and Contingencies, when the project is completed, the funds that remain unspent are then **swept back to the SMART Program Reserve and that lowers the soft cost percentage.**

Examples of soft costs include, Architect and Engineering fees, Program Management fees, and Building and Permitting fees.

### HARD COSTS VS. SOFT COSTS BREAKDOWN

School	Hard Cost (%)	Soft Cost (%)
Annabel C Perry ES	85%	15%
Charles Flanagan HS	86%	14%
Coconut Creek ES	81%	19%
Coral Cove ES	83%	17%
Cypress ES	85%	15%
Cypress Run EC	88%	12%
Discovery ES	79%	21%
Dr. MLK Montessori Academy	81%	19%
Everglades HS	84%	16%
Forest Hills ES	70%	30%
Fox Trail ES	82%	18%
Indian Ridge MS	81%	19%
Liberty ES	69%	31%
Manatee Bay ES	86%	14%
McNicol MS	80%	20%
Miramar ES	82%	18%
Palm Cove ES	80%	20%
Panther Run ES	84%	16%
Park Lakes ES	70%	30%
Pine Ridge EC	85%	15%
Plantation ES	80%	20%
Silver Lakes ES	85%	15%
Silver Shores ES	81%	19%
Sunset Lakes ES	85%	15%
Tradewinds ES	84%	16%
West Broward HS	62%	38%
Westwood Heights ES	83%	17%

## RISK ASSESSMENT



ISSUED JANUARY 28, 2022

Included below is the latest **SMART Program Risk Assessment** provided to the District by Atkins. It is reported on a quarterly basis, with a focus on **potential risk to the program's budget and projected costs**.

### ATKINS Risk Assessment

January 28, 2022

Mr. Sam Bays; Task Assigned Executive Director, Capital Programs Office of Capital Programs; Broward County Public Schools  
600 Southeast 3rd Avenue; Fort Lauderdale, FL 33301  
Re: SMART Program Risk Assessment / Market Conditions: December 2021 Update

Dear Mr. Bays,

The December 2021 Risk Assessment has not changed from the September 2021 update. The summary is as follows:

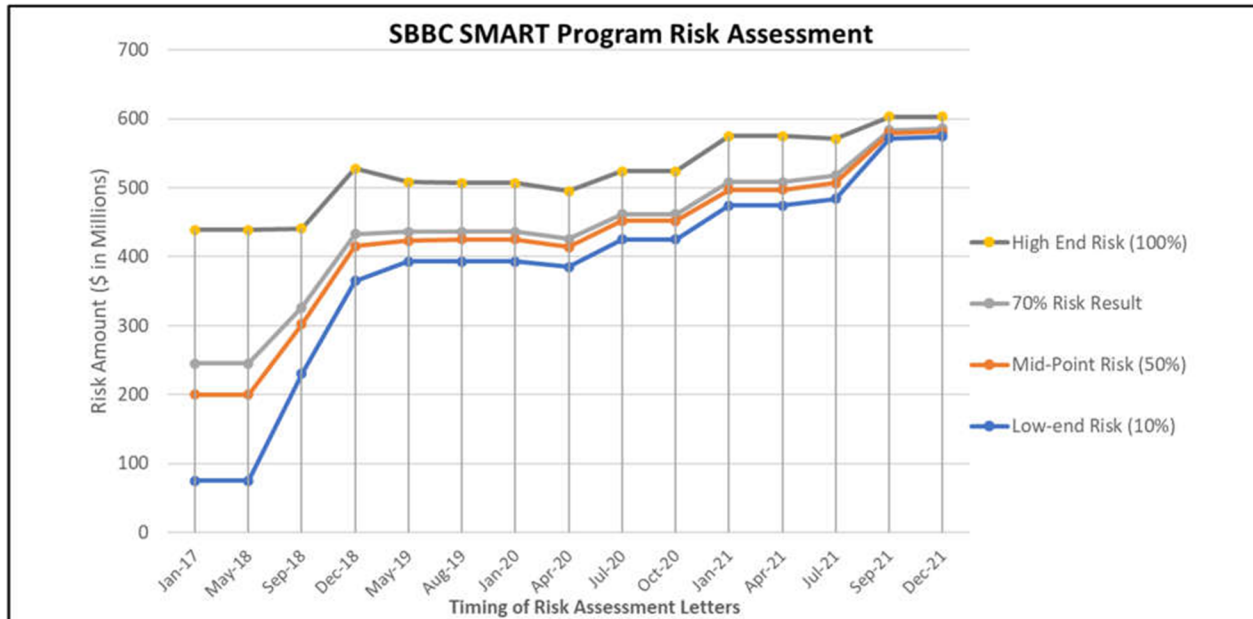
Date of Submittal	Risk Analysis Result Range (Percentage Increase / \$ increase in Millions)		
	Mid-Point Risk Result	70% Risk Result	High End Risk Result
Jan 2017	22% / \$200	26% / \$245	49% / \$439
Dec 2018	46% / \$415	48% / \$433	58% / \$528
Jan 2020	47% / \$425	49% / \$436	56% / \$507
Jan 2021	55% / \$497	56% / \$508	64% / \$575
Apr 2021	55% / \$497	56% / \$508	64% / \$575
Jul 2021	56% / \$507	57% / \$518	63% / \$571
Sep 2021	64% / \$580	65% / \$584	67% / \$603
Dec 2021	64% / \$580	65% / \$584	67% / \$603

**Figure 1 - Risk Analysis Results Comparison**

## RISK ASSESSMENT

ATKINS

ISSUED JANUARY 28, 2022



**Figure 2 - Range of Potential Risk Outcomes Over Time**

### December 2021 Risk Assessment Discussion

The risk analysis calculation had negligible changes from the previous quarter because while the inflation and risks in the market have increased slightly, the volume of work that has been bid out has increased and the risks are less on projects that have already been bid out. The Atkins "Running Construction Budget" (RCB) (Attachment A) is an evaluation of Program costs that includes current contracted amounts for the work under contract plus current cost estimates for work to be procured. The total of this Program cost evaluation is shown on page 5 of 5 of the RCB, with a "Projected SMART Reserves (Total Projected Budget - 2017 DEFP)" = \$ 610,306,184. This approximate \$610 million should be in close alignment with the high-end risk results, and the evaluation was performed with this alignment as a key. With high confidence in the RCB remaining estimates (based on past estimates being within 1% of project bids/negotiated amounts), the risk evaluation was aligned with the Running Construction Budget. To do this alignment, a 5% change order allowance that is included in the construction costs in the RCB (amounting to approximately

\$55.5 million) was removed from the RCB total (\$610 million - \$55.5 million) to arrive at a risk assessment base increase of \$554.5 without any allowance for change orders.

## RISK ASSESSMENT



ISSUED JANUARY 28, 2022

The risk assessment reevaluation then began with the \$554.5 million base increase and applied the following remaining risks:

- A risk that future project bids could vary from the estimates by +/- 3%
- A risk that change orders for the Program would likely finish with a percentage of construction of .5% to 2.5%, with 1% most likely (to date is less than 1%)
- A risk of additional construction inflation to the midpoint of planned remaining procurement (~ 9 months to September 2022), with an annual inflation increase basis from 1% to 6% with a most likely of 3.5%.

Running these results arrived at the values in this December 2021 Risk Assessment. Further observations are the following:

- The contracted results to-date have resulted in a 63.4% increase from initial DEFP estimates (see Attachment B, "SMART PROJECTS: AWARDED TO DATE PROJECT BUDGET STATUS", page 6 of 6). Based on the estimates of projects remaining, this percentage increase remains consistent and possibly higher to include all program management costs.
- With 71% of the Program under contract, the RCB base is a more accurate representation than the previous risk assessment method, as risks such as roofing, inflation to present day, and estimates for previously unquantified and ancillary scope are included in the remaining estimates.
- The opportunity for potential reduction in future costs are now minimized as design is nearly complete and projects have been estimated, and the market does not show signs of greatly increased competition that could decrease future pricing.
- Added scope previously approved by the Board for Northeast High, Margate Elementary, McArthur High, Dania Elementary and C. Robert Markham Elementary as well as temporary swing space totals approximately \$76 M that is included in the overall risk assessment.

## RISK ASSESSMENT



ISSUED JANUARY 28, 2022

### Other Risk Assessment Discussion

This risk assessment is based on approximately 71% of the program being contracted and 29% remaining to be contracted. The other actual cost factors that have had the greatest influence on the higher end risk results are:

- Actual roofing costs are well above the initial established budgets, and this largest Program risk has been based on bid data and roofing evaluations;
- Cumulative impact of higher inflation than budgeted from 2014 to 2022. Inflation is now projected to the midpoint of the revised schedule for inflation calculations;
- Scope unquantified or ancillary scope in the ADEFP that has been identified during design development (i.e., added ductwork and electrical upgrades on HVAC Improvements);
- Current actual prices / estimates for classroom addition buildings at school sites have increased above established budgets;
- Pandemic related staffing shortages and work stoppage due to whole crews being quarantined

Other potential risks that are being monitored include; a) a potential that some of the contractors that are predominately performing SBBC project work could potentially have bonding capacity issues that would limit their ability to participate in new projects; b) a potential that the number of roofing contractors qualified and available to participate on SBBC roofing projects may not be sufficient to meet the current delivery schedule; and c) a potential that further program delay could add further cost inflation to the program.

## RISK ASSESSMENT



ISSUED JANUARY 28, 2022

### Risk Mitigation Strategies

The risk strategies that have been put in place to address the high-end potential risk increases remain as follows (note these exclude the schedule evaluation to mitigate the increased costs of extending the program):

- The District is investing funds on portable swing space with some expectation that it might lower risk for both costs and schedule overruns. It is too early to make any conclusion since what is being implemented is on projects that already have contracts, but there is at least some expectation that this might impact risks to the schedules on those projects. If the program is successful and implemented on projects that have not been bid, there may be cost savings to offset the investment and potentially shorten the duration of the SMART program.
- Additional "Roofing Improvement Strategies" issued on September 22, 2020 from the SMART Program Owner's Representative, AECOM, with a focused roofing team designated to continue to improve the process and execution of the roofing projects.
- Expansion of the Direct Owner Purchase (DOP) program: to maximize tax benefits of Broward Schools purchasing materials for contractors;
- Scope Validations: continuing validations to ensure the scope of each project is only what is required to meet the intent of the Bond;
- Right-sizing of campuses: being performed to include new classroom additions, demolishing outdated and non-needed spaces, renovate all remaining buildings, and adequately address site logistics;
- Focused efforts to increase pool of contractors available for SBBC work: continue to reach out to the construction industry to try and increase the contractors available to perform on SBBC projects, with a focus on roofers;


## RISK ASSESSMENT



ISSUED JANUARY 28, 2022

### Current Market Discussion and Market Conditions Driving Construction Inflation

The South Florida construction market appears to be somewhat stable as construction spending is increasing in some markets (particularly residential) that is offsetting the decreases in the pandemic related markets such as offices and entertainment related construction. The South Florida construction labor is consistent with this stabilization, only now beginning to increase in late 2021 as shown in Figure 4.



**Figure 4 - South Florida Construction Employment: base source: bls.gov**

This market stabilization combined with SBBC bid information continues to indicate that construction prices are not increasing at the high rates from 2014 to 2020. However, the national construction market has shown increases in materials and labor costs that are driving up inflation, giving concern included in this risk model for potential impact to costs at Broward Schools. There is a slight increase from the last quarter values that is being monitored.

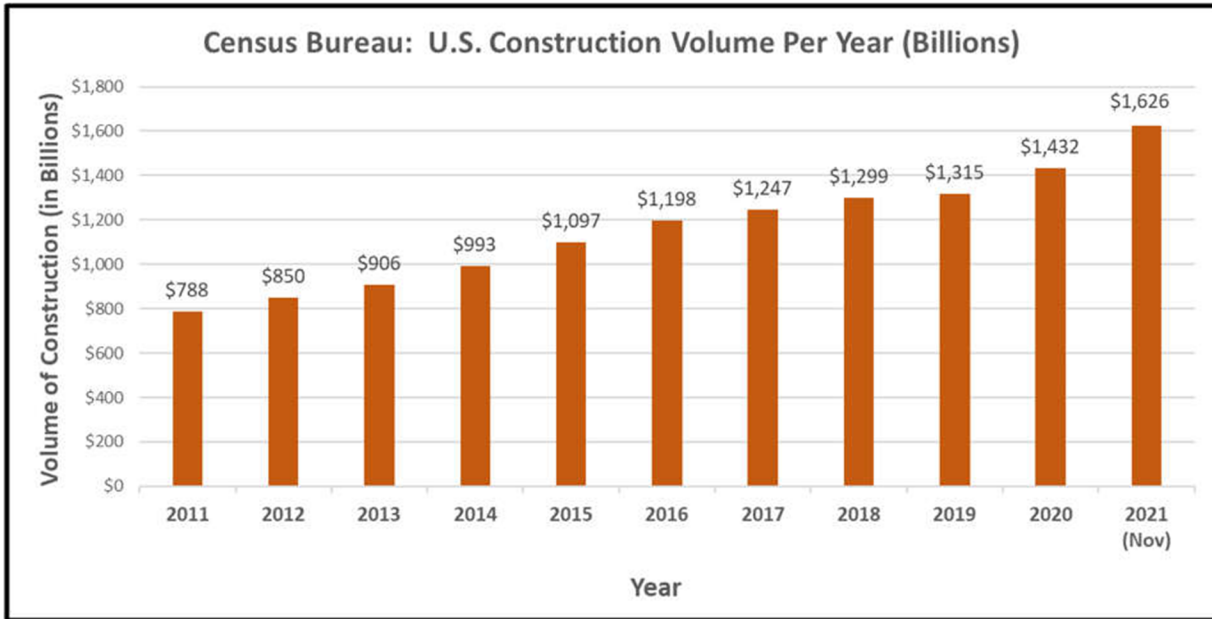
Other indicators related to the market conditions are as follows:

1. **Volume of Construction in the U.S.:** Volume of construction has increased substantially since 2011. Figure 5 demonstrates this volume, showing that in 2021 this number has continued to increase, primarily related to increases in the residential market. There is the potential that supply chain issues will slow this continued increase, however, that would likely only be short term. This trend will be watched closely as it will be a key indicator of construction inflation in the future.

## RISK ASSESSMENT

ATKINS

ISSUED JANUARY 28, 2022



**Figure 5 - U.S. Construction Volume:** base source: census.gov

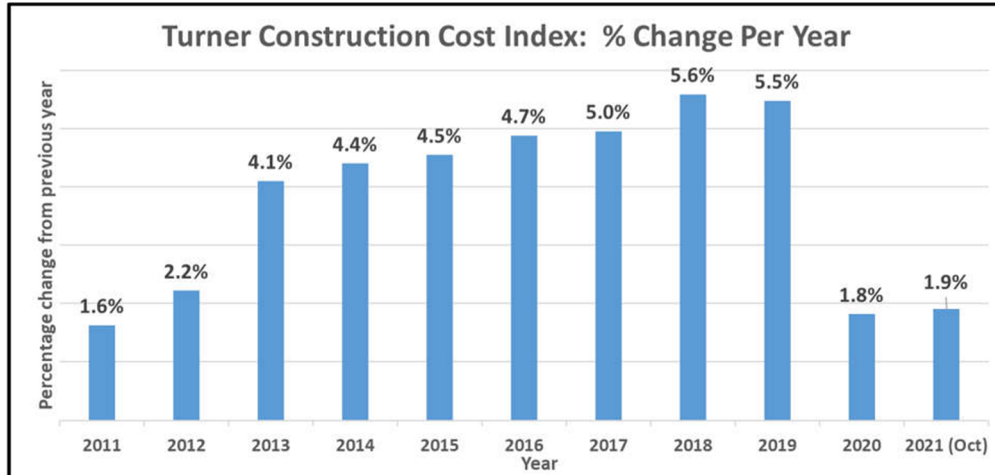
History has shown that construction cost trends closely follow this volume of construction and should the construction volume increase in South Florida it is expected that construction costs would have a related increase.

2. **Volatility of the cost of construction materials:** There continues to be signs of shortages of equipment and materials in the construction market related to the impact of COVID-19, and this will have an impact on construction costs. Indications from contractors is that these shortages are impacting costs on the SMART Program.
3. **Cost Index Results:** The Turner Construction Cost Index is an industry index that has been shown to be reasonably accurate in showing actual building construction cost trends. Results for 2020 and early 2021 show low inflation as shown in Figure 6. However, the 2<sup>nd</sup> Quarter of 2021 began showing an inflation increase in the quarter that offset a deflation that was exhibited in the 1<sup>st</sup> Quarter of 2021. The 3<sup>rd</sup> Quarter of 2021 continued this trend. This indicates a valid concern for construction inflation to potentially increase in the future.

## RISK ASSESSMENT

ATKINS

ISSUED JANUARY 28, 2022



**Figure 6 - Turner Construction Cost Index:** base source: [turnerconstruction.com](http://turnerconstruction.com)

### Conclusion

The SMART Program currently has \$558 million in additional capital (SMART) reserve funds dedicated by the Board related to the potential increases in construction costs to meet the intended scope of the Program. The 70% level of the risk assessment is currently in the range of \$584 million, approximately 4.6% (\$26 million) above the approved reserves.

The high-end risk result is in line with the Running Construction Budget (RCB) for the Program, where contracted amounts for projects plus current estimates for non-contracted projects are combined to forecast a final Program cost.

As the program continues, any scope added beyond the ADEFP plan will further impact the risk, as will any further changes in schedule or market conditions.

Sincerely,

*Ashley Carpenter*

Ashley Carpenter, P.E. ; Cost and Program Controls Director

C: Omar Shim (BCPS); Phil Kaufold (BCPS); Shelley Meloni (BCPS); Dave Archer (BCPS);  
Kathleen Langan (AECOM)

Attachments

A: SMART Program Running Construction Budget

B: SMART Projects: Awarded to date Project Budget Status

## Section 5 - Facilities

### Sub-Section



## SCHOOL SPOTLIGHTS



## UNDERSTANDING THE SIX-PHASE PROCESS

To ensure projects are completed with the utmost efficiency and integrity, each project typically goes through a six-phase process.



### PROJECT PLANNING



PROJECT  
PLANNING

The Project Planning phase (Phase 1) is the initiation phase of a project. During this phase, the scope of work is assembled, and a delivery method is chosen based on the complexity and size of the scope of work. The selected delivery method can be a traditional Design/Bid/Build method, a Construction Management at Risk method, or the use of task order contracts that are currently in place between the District, Professional Service Firms, and Contractors.



HIRE  
DESIGNER

### HIRE DESIGNER

The Hire Designer phase (Phase 2) represents the various steps involved in hiring a professional Design team. It begins with the advertising for Requests for Qualifications (RFQ) from design firms, then goes through the selection process with the Qualification Evaluation Selection Committee (QSEC) and ends with the issuance of an Authorization to Proceed (ATP) for the design work.

## UNDERSTANDING THE SIX-PHASE PROCESS

**33**PROJECT  
DESIGN

### DESIGN

The Design phase (Phase 3) starts after the ATP has been issued. The selected design firm begins by holding a kickoff meeting with the Owner Representative and school administration in order to perform a more detailed scope validation, then moves into the development of drawings and plans needed to hire a contractor and begin the implementation of work.

### THE DESIGN PROCESS EXPLAINED

#### 0-20%

Defining and validating general scope of the project

#### 20-50%

Beginning to develop construction documents

#### 50-70%

Incorporating details and specifications into construction documents

#### 70-90%

Construction documents are nearing completion for permitting

#### 90-95%

Construction documents undergo internal review process

#### 95-100%

Drawings are reviewed by the Building Department for permitting.

Once a Letter of Recommendation (LOR) is received, the phase is complete.

## UNDERSTANDING THE SIX-PHASE PROCESS



**55**

HIRE  
CONTRACTOR

### HIRE CONTRACTOR

The Hire Contractor phase (Phase 4) begins by hiring a contractor or vendor and ends with the issuance of a Notice To Proceed (NTP). This process can be completed in various forms and delivery methods, including Invitations To Bid (ITB), Construction Management at Risk (CMAR), or leveraging approved continuing services contracts.

### THE HIRE CONTRACTOR PROCESS EXPLAINED

#### 0-30%

Advertisement of the Invitation to Bid / CM assembling design documents

#### 30-50%

Bids received and reviewed / CM collecting sub-contractor bids

#### 50-80%

Bid negotiations held / CM submits GMP proposal

#### 80-100%

Award and execution of the contracts / execution of contract amendment



**137**

ACTIVE  
CONSTRUCTION

### CONSTRUCTION

The Construction phase (Phase 5) begins after the NTP that authorizes the contractor/vendor to start working has been issued. The process includes all aspects required to execute approved scope of work through substantial completion.

## UNDERSTANDING THE SIX-PHASE PROCESS

**50****CONSTRUCTION  
CLOSEOUT**

### CONSTRUCTION CLOSEOUT

The Construction Closeout phase takes place between substantial and final completion, which includes verification that the scope is completed according to approved specifications, final submittals of documents, and in closing out the vendor contract.

There are multiple steps within the Construction Closeout phase. Included below is a breakdown of these steps.

## THE CONSTRUCTION CLOSEOUT PROCESS EXPLAINED

### 0-80%

#### Substantial Completion

Obtained with the certificate of occupancy, following close-out of construction

### 80-100%

#### Final Completion

Accomplished when all punch-list items have been reviewed by the designer and approved by the inspector

### 100%

#### Board Approval

The SBBC approves Final Change Order, Final Acceptance & Final Release of Retainage. This step represents the official completion of the project.

## Annabel C. Perry Pre K - 8 (f.k.a. Annabel C. Perry Elementary)



Address: 6850 SW 34 STREET, MIRAMAR 33023  
Location Num: 1631  
Board District: 1  
Board Member: Ann Murray  
ADEFP Budget: \$5,478,037  
Total Facilities Budget (Sum of Projects): \$680,500

### PRIMARY RENOVATIONS P.002814 Kitchen HVAC - SMART Program

#### CURRENT PHASE

RISK LEVEL

#### HIRE CONTRACTOR



#### PROJECT UPDATE

NTP in progress. 10% completed

#### PROJECT SCOPE

HVAC Improvement in the Kitchen

#### BUDGET

	Current Budget	Actuals	Remaining Budget
Design	\$30,500	\$15,900	\$14,600
Construction	\$497,000	\$950	\$496,050
Construction Mgmt	\$29,000	\$0	\$29,000
Contingency	\$49,000	\$0	\$49,000
Consultants	\$5,000	\$0	\$5,000
Misc Construction	\$70,000	\$0	\$70,000
<b>Project Total:</b>	<b>\$680,500</b>	<b>\$16,850</b>	<b>\$663,650</b>

#### FLAG: BUDGET, Reason: Budget Adjustment

PHASE	2015				2016				2017				2018				2019				2020				2021				2022				2023				2024				2025				2026			
PROJECT PLANNING																																																
HIRE DESIGNER																																																
PROJECT DESIGN																																																
HIRE CONTRACTOR																																																
ACTIVE CONSTRUCTION																																																
CONSTRUCTION CLOSEOUT																																																

### SCHOOL CHOICE ENHANCEMENT (SCEP)

#### CURRENT PHASE

COMPLETE

#### DELIVERED

Front office renovation  
student laptops  
golf cart  
Athletics equipment  
Outdoor furniture  
Digital marquee  
floor mats  
front door wrap  
minifridge  
presentation cabinets and chain link fence artwork.

#### BUDGET

\$100,000

### MUSIC

✓ **SCOPE**  
COMPLETE 80 Instruments Delivered

### TECHNOLOGY

✓ **SCOPE**  
COMPLETE 246 Items Delivered

#### TRAFFIC LIGHT INDICATOR OF VARIOUS RISK LEVELS



**HIGH:**  
Further analysis should be performed, if this risk still shows unacceptable or medium risk redesign and or other changes should be introduced to reduce the criticality.  
**MEDIUM:**  
The risk may be acceptable but redesign or other changes should be considered if reasonably practical.  
**LOW:**  
The risk is low and further risk reducing measures are not necessary.

## Apollo Middle School



Address: 6800 ARTHUR STREET, HOLLYWOOD 33024  
Location Num: 1791  
Board District: 1  
Board Member: Ann Murray  
ADEFP Budget: \$7,433,000  
Total Facilities Budget (Sum of Projects): \$6,915,000

### PRIMARY RENOVATIONS P.002110 SMART Program Renovations

#### CURRENT PHASE

RISK LEVEL

#### HIRE CONTRACTOR



#### PROJECT UPDATE

Letter of Recommendation (LOR) has been extended to 3/2/2022. The Project is expected to be Advertised on January 18, 2022. The delay in advertising is due to the project having structural issues regarding the roof. The designer is preparing an addendum for the bidders addressing this issue.

#### PROJECT SCOPE

Safety and Security Emergency Lighting System Replacement: Building 1 Fire Sprinkler System Replacement: Building 1 Media Center & Restroom Improvements: Building 1 HVAC Improvements: Buildings 1, 2, 3, 4, 6, 7 & 9 Re-roofing: Buildings 1, 2, 3, 4, 5, 6, 7 & 9 Single Point Entry Modifications

#### BUDGET

	Current Budget	Actuals	Remaining Budget
Design	\$510,000	\$307,103	\$202,897
Construction	\$4,873,539	\$0	\$4,873,539
FF&E and Technology	\$119,461	\$9,461	\$110,000
Construction Mgmt	\$847,850	\$563,445	\$284,405
Contingency	\$534,150	\$0	\$534,150
Consultants	\$15,000	\$5,738	\$9,262
Utilities	\$15,000	\$0	\$15,000
<b>Project Total:</b>	<b>\$6,915,000</b>	<b>\$885,747</b>	<b>\$6,029,253</b>

#### FLAG:

PHASE	2015 Q1 Q2 Q3 Q4	2016 Q1 Q2 Q3 Q4	2017 Q1 Q2 Q3 Q4	2018 Q1 Q2 Q3 Q4	2019 Q1 Q2 Q3 Q4	2020 Q1 Q2 Q3 Q4	2021 Q1 Q2 Q3 Q4	2022 Q1 Q2 Q3 Q4	2023 Q1 Q2 Q3 Q4	2024 Q1 Q2 Q3 Q4	2025 Q1 Q2 Q3 Q4	2026 Q1 Q2 Q3 Q4
PROJECT PLANNING												
HIRE DESIGNER												
PROJECT DESIGN												
HIRE CONTRACTOR												
ACTIVE CONSTRUCTION												
CONSTRUCTION CLOSEOUT												

### SCHOOL CHOICE ENHANCEMENT (SCEP)

#### CURRENT PHASE

#### IMPLEMENTATION

#### DELIVERED

ID maker machine  
cork strips  
printer  
Aiphone & strike  
chairs  
logo rugs  
signage & wayfinding  
microwave  
refrigerator  
aiphone submaster

#### BUDGET

\$100,000

#### IN PROGRESS

Digital marquee

### ATHLETICS

#### SCOPE

COMPLETE Track

### MUSIC

#### SCOPE

COMPLETE 146 Instruments Delivered

### TECHNOLOGY

#### SCOPE

COMPLETE 168 Items Delivered

#### TRAFFIC LIGHT INDICATOR OF VARIOUS RISK LEVELS



**HIGH:**  
Further analysis should be performed, if this risk still shows unacceptable or medium risk redesign and/or other changes should be introduced to reduce the criticality.

**MEDIUM:**  
The risk may be acceptable but redesign or other changes should be considered if reasonably practical.

**LOW:**  
The risk is low and further risk reducing measures are not necessary.

## Atlantic Technical College Arthur Ashe Jr. Campus



Address: 1701 NW 23 AVENUE, FORT LAUDERDALE 33311  
 Location Num: 4702  
 Board District: 5  
 Board Member: Dr. Rosalind Osgood  
 ADEFP Budget: \$3,326,449  
 Total Facilities Budget (Sum of Projects): \$3,172,268

### PRIMARY RENOVATIONS P.001959 SMART Program Renovations

#### CURRENT PHASE

RISK LEVEL

#### ACTIVE CONSTRUCTION



#### PROJECT UPDATE

The work on this project is complete. We are awaiting final inspections and approval of ASI 2 to obtain Occupancy. ASI 2 is ready to be submitted to Building Department. Awaiting Day 2 letter to be submitted from PMOR. - Rejected as day 2 work. The project is effectively complete. The Building Department has asked ASI 2 to include efficiency ratings for the Roof Top Condensing units that were added to the contract via CO, but the manufacturer has stated it is impossible to calculate efficiency ratings since the condensing unit was engineered to use the existing AHU freon. The replacement of the AHU and RTU were determined to be submitted as Day 2 work. It was rejected for day 2 work. The direction was issued to the Designer to revise ASI 2 to address BD comments and provide a proposal for AUH replacement design. According to the new updated schedule, the new substantial completion date is October 12, 2022.

#### PROJECT SCOPE

Lightning Protection: Buildings 1 & 2 Paint Roof Access Ladder: Building 1 Reroofing: Buildings 1 & 2 Completed Change Order Work - Removed and installed 2 rooftop condensing units and 1 DX unit.

#### BUDGET

	Current Budget	Actuals	Remaining Budget
Design	\$288,222	\$216,247	\$71,975
Construction	\$2,167,515	\$2,115,892	\$51,623
FF&E and Technology	\$10,290	\$10,290	\$0
Direct Purchase	\$348,376	\$344,840	\$3,536
Construction Mgmt	\$310,510	\$284,131	\$26,379
Contingency	\$47,355	\$0	\$47,355
Consultants	\$0	\$0	\$0
<b>Project Total:</b>	<b>\$3,172,268</b>	<b>\$2,971,400</b>	<b>\$200,868</b>

#### FLAG: Schedule, REASON: Owner Delays

PHASE	2015	2016	2017	2018	2019	2020	2021	2022	2023	2024	2025	2026
	Q1 Q2 Q3 Q4	Q1 Q2 Q3 Q4	Q1 Q2 Q3 Q4	Q1 Q2 Q3 Q4	Q1 Q2 Q3 Q4	Q1 Q2 Q3 Q4	Q1 Q2 Q3 Q4	Q1 Q2 Q3 Q4	Q1 Q2 Q3 Q4	Q1 Q2 Q3 Q4	Q1 Q2 Q3 Q4	Q1 Q2 Q3 Q4
PROJECT PLANNING												
HIRE DESIGNER												
PROJECT DESIGN												
HIRE CONTRACTOR												
ACTIVE CONSTRUCTION												
CONSTRUCTION CLOSEOUT												

#### SCHOOL CHOICE ENHANCEMENT (SCEP)

#### CURRENT PHASE

#### BUDGET

COMPLETE

\$100,000

#### DELIVERED

Renovation/furniture for the Media Center

#### TRAFFIC LIGHT INDICATOR OF VARIOUS RISK LEVELS



**HIGH:**  
Further analysis should be performed, if this risk still shows unacceptable or medium risk redesign and or other changes should be introduced to reduce the criticality.

**MEDIUM:**  
The risk may be acceptable but redesign or other changes should be considered if reasonably practical.

**LOW:**  
The risk is low and further risk reducing measures are not necessary.

## Atlantic Technical College Technical High School



Address: 4700 COCONUT CREEK PARKWAY, COCONUT CREEK 33063  
Location Num: 2221  
Board District: 7  
Board Member: Nora Rupert  
ADEFP Budget: \$10,340,400  
Total Facilities Budget (Sum of Projects): \$8,952,000

### PRIMARY RENOVATIONS P.000415 Smart Building Renovations

#### CURRENT PHASE

**RISK LEVEL**

#### HIRE CONTRACTOR



#### PROJECT UPDATE

A Letter of Recommendation (LOR) was issued on 8/9/2021. It has been decided to carve out all of the roofing scope. This project is expected to be advertised on 2/10/2022.

#### PROJECT SCOPE

Building Envelope Improvements- Re-roofing at Buildings 1,2,3,5,6,7,9,10,11,12,13,14,16,17,18,20,22 & 23. Building Envelope Improvements- Exterior Painting at Buildings 1,2,3,4,5,6,7,8,10,11,12,13,14,15,16,17,18,19,20,22,& 23 Building Envelope Improvements- Door Hardware at Buildings 1,2,5 & 7. Fire Sprinklers at Buildings 3,4,8,13,14,15, and 17. HVAC Improvements with Component replacement chiller and cooling towers at Buildings 4 & 20. HVAC Improvements with Component replacement at Buildings 1,2,3,4,6,7,8,10,11,12,13,14,15,17,18,19,20, & 24 Media Center Improvements at Building 5.

#### BUDGET

	Current Budget	Actuals	Remaining Budget
Design	\$728,195	\$544,473	\$183,722
Construction	\$6,171,350	\$162,913	\$6,008,437
Construction Mgmt	\$1,529,225	\$698,256	\$830,969
Contingency	\$426,230	\$0	\$426,230
Consultants	\$81,000	\$19,110	\$61,890
Utilities	\$16,000	\$650	\$15,350
<b>Project Total:</b>	<b>\$8,952,000</b>	<b>\$1,425,402</b>	<b>\$7,526,598</b>

#### FLAG:

PHASE	2015				2016				2017				2018				2019				2020				2021				2022				2023				2024				2025				2026			
	Q1	Q2	Q3	Q4	Q1	Q2	Q3	Q4	Q1	Q2	Q3	Q4	Q1	Q2	Q3	Q4	Q1	Q2	Q3	Q4	Q1	Q2	Q3	Q4	Q1	Q2	Q3	Q4	Q1	Q2	Q3	Q4	Q1	Q2	Q3	Q4	Q1	Q2	Q3	Q4	Q1	Q2	Q3	Q4				
PROJECT PLANNING																																																
HIRE DESIGNER																																																
PROJECT DESIGN																																																
HIRE CONTRACTOR																																																
ACTIVE CONSTRUCTION																																																
CONSTRUCTION CLOSEOUT																																																

### SCHOOL CHOICE ENHANCEMENT (SCEP)

#### CURRENT PHASE

#### BUDGET

#### COMPLETE

\$100,000

#### DELIVERED

Furniture/renovation for the media center

#### TRAFFIC LIGHT INDICATOR OF VARIOUS RISK LEVELS



**HIGH:**  
Further analysis should be performed, if this risk still shows unacceptable or medium risk redesign and or other changes should be introduced to reduce the criticality.

**MEDIUM:**  
The risk may be acceptable but redesign or other changes should be considered if reasonably practical.

**LOW:**  
The risk is low and further risk reducing measures are not necessary.

## Atlantic West Elementary School



Address: 301 NW 69 TERRACE, MARGATE 33063  
Location Num: 2511  
Board District: 7  
Board Member: Nora Rupert  
ADEFP Budget: \$3,070,197  
Total Facilities Budget (Sum of Projects): \$2,617,000

### PRIMARY RENOVATIONS P.001796 SMART Program Renovations

#### CURRENT PHASE

RISK LEVEL

#### DESIGN



#### PROJECT UPDATE

Project P.002810 is active with CSMP contractor bid and award for roof scope. Project Manager is reviewing the A/E's two Additional Services proposals, both dated 11/16/21- one for resubmitting the 100% CD deliverables to conform to the FBC 2020 Edition, and one for Roof Carve out. First proposal in the amount of \$21,000.00 may be funded by Supplemental Services with Board approval. Second proposal was issued by FICE in the amount of \$86,735.00 to remove roof scope. Project Manager to complete negotiations with A/E for roofing scope removal.

#### PROJECT SCOPE

Replace roofing - Bldg 1, 3, and 6. Fire Sprinklers Bldg 2 HVAC Improvements - New AHUs Bldg 1, new exterior chiller. Media Center Improvement ADA Restrooms renovation Bldg 1.

#### BUDGET

	Current Budget	Actuals	Remaining Budget
Design	\$217,000	\$158,007	\$58,993
Construction	\$1,685,000	\$0	\$1,685,000
Construction Mgmt	\$447,500	\$388,232	\$59,268
Contingency	\$257,500	\$0	\$257,500
Consultants	\$5,000	\$2,814	\$2,186
Utilities	\$5,000	\$0	\$5,000
<b>Project Total:</b>	<b>\$2,617,000</b>	<b>\$549,053</b>	<b>\$2,067,947</b>

#### FLAG:

PHASE	2015	2016	2017	2018	2019	2020	2021	2022	2023	2024	2025	2026
	Q1 Q2 Q3 Q4	Q1 Q2 Q3 Q4	Q1 Q2 Q3 Q4	Q1 Q2 Q3 Q4	Q1 Q2 Q3 Q4	Q1 Q2 Q3 Q4	Q1 Q2 Q3 Q4	Q1 Q2 Q3 Q4	Q1 Q2 Q3 Q4	Q1 Q2 Q3 Q4	Q1 Q2 Q3 Q4	Q1 Q2 Q3 Q4
PROJECT PLANNING												
HIRE DESIGNER												
PROJECT DESIGN												
HIRE CONTRACTOR												
ACTIVE CONSTRUCTION												
CONSTRUCTION CLOSEOUT												

### PRIMARY RENOVATIONS P.002810 SMART Program Renovations

#### CURRENT PHASE

RISK LEVEL

#### HIRE CONTRACTOR



#### PROJECT UPDATE

-12/6/21 Answers to RFIs completed and sent to Lego, Advanced and Decktight. Ron Morgan clarified that the notion of a structural analysis of the whole Bldg. is incorrect. RFI #21 was answered accordingly. - 12/10/21 Decktight opted out - 12/13/21 Advanced turned-in their proposal - 12/15/21 Bids due: Lego requested till tomorrow morning to submit their bid. - 12/16/21 Lego turns-in their proposal: > \$4M - 12/20/21 Negotiation with Advanced

#### PROJECT SCOPE

Roofing carve-out - Bldgs. 1, 3 & 6 and their associated roof top mechanical equipment

#### FLAG:

PHASE	2015	2016	2017	2018	2019	2020	2021	2022	2023	2024	2025	2026
	Q1 Q2 Q3 Q4	Q1 Q2 Q3 Q4	Q1 Q2 Q3 Q4	Q1 Q2 Q3 Q4	Q1 Q2 Q3 Q4	Q1 Q2 Q3 Q4	Q1 Q2 Q3 Q4	Q1 Q2 Q3 Q4	Q1 Q2 Q3 Q4	Q1 Q2 Q3 Q4	Q1 Q2 Q3 Q4	Q1 Q2 Q3 Q4
ACTIVE CONSTRUCTION												
CONSTRUCTION CLOSEOUT												

### SCHOOL CHOICE ENHANCEMENT (SCEP)

#### TRAFFIC LIGHT INDICATOR OF VARIOUS RISK LEVELS



**HIGH:**  
Further analysis should be performed, if this risk still shows unacceptable or medium risk redesign and/or other changes should be introduced to reduce the criticality.

**MEDIUM:**  
The risk may be acceptable but redesign or other changes should be considered if reasonably practical.

**LOW:**  
The risk is low and further risk reducing measures are not necessary.

## Atlantic West Elementary School



Address: 301 NW 69 TERRACE, MARGATE 33063  
 Location Num: 2511  
 Board District: 7  
 Board Member: Nora Rupert  
 ADEFP Budget: \$3,070,197  
 Total Facilities Budget (Sum of Projects): \$2,617,000

### CURRENT PHASE

COMPLETE

### DELIVERED

Janitorial equipment  
 folding chairs  
 digital marquee  
 front office furniture  
 Shade Structure in PE court

### BUDGET

\$100,000

### MUSIC

✓ **SCOPE**  
 COMPLETE 592 Instruments Delivered

### TECHNOLOGY

✓ **SCOPE**  
 COMPLETE 231 Items Delivered

#### TRAFFIC LIGHT INDICATOR OF VARIOUS RISK LEVELS



**HIGH:**  
Further analysis should be performed, if this risk still shows unacceptable or medium risk redesign and or other changes should be introduced to reduce the criticality.

**MEDIUM:**  
The risk may be acceptable but redesign or other changes should be considered if reasonably practical.

**LOW:**  
The risk is low and further risk reducing measures are not necessary.

## Attucks Middle School



Address: 3500 N 22 AVENUE, HOLLYWOOD 33020  
Location Num: 0343  
Board District: 1  
Board Member: Ann Murray  
ADEFP Budget: \$6,031,270  
Total Facilities Budget (Sum of Projects): \$6,491,407

### PRIMARY RENOVATIONS P.001633 Building Envelope Improvements

#### CURRENT PHASE

RISK LEVEL

#### ACTIVE CONSTRUCTION



#### PROJECT UPDATE

1) The project is on hold pending receipt of roof tile, which has a long lead time. The current estimate for getting tile is at least March 2022.

#### PROJECT SCOPE

-Emergency reroofing of Building 8, including retiling.

#### BUDGET

	Current Budget	Actuals	Remaining Budget
Design	\$95,215	\$71,065	\$24,150
Construction	\$787,773	\$415,140	\$372,633
Construction Mgmt	\$152,145	\$128,066	\$24,079
Contingency	\$311,887	\$0	\$311,887
Consultants	\$33,647	\$22,928	\$10,719
Utilities	\$2,458	\$0	\$2,458
<b>Project Total:</b>	<b>\$1,383,125</b>	<b>\$637,199</b>	<b>\$745,926</b>

#### FLAG:

PHASE	2015 Q1 Q2 Q3 Q4				2016 Q1 Q2 Q3 Q4				2017 Q1 Q2 Q3 Q4				2018 Q1 Q2 Q3 Q4				2019 Q1 Q2 Q3 Q4				2020 Q1 Q2 Q3 Q4				2021 Q1 Q2 Q3 Q4				2022 Q1 Q2 Q3 Q4				2023 Q1 Q2 Q3 Q4				2024 Q1 Q2 Q3 Q4				2025 Q1 Q2 Q3 Q4				2026 Q1 Q2 Q3 Q4			
PROJECT PLANNING																																																
HIRE DESIGNER																																																
PROJECT DESIGN																																																
HIRE CONTRACTOR																																																
ACTIVE CONSTRUCTION																																																
CONSTRUCTION CLOSEOUT																																																

#### TRAFFIC LIGHT INDICATOR OF VARIOUS RISK LEVELS



**HIGH:**  
Further analysis should be performed, if this risk still shows unacceptable or medium risk redesign and or other changes should be introduced to reduce the criticality.

**MEDIUM:**  
The risk may be acceptable but redesign or other changes should be considered if reasonably practical.

**LOW:**  
The risk is low and further risk reducing measures are not necessary.

## Attucks Middle School



Address: 3500 N 22 AVENUE, HOLLYWOOD 33020  
Location Num: 0343  
Board District: 1  
Board Member: Ann Murray  
ADEFP Budget: \$6,031,270  
Total Facilities Budget (Sum of Projects): \$6,491,407

### PRIMARY RENOVATIONS P.001686 GOB Renovations

#### CURRENT PHASE

RISK LEVEL

#### ACTIVE CONSTRUCTION



#### PROJECT UPDATE

The preparation and review of construction submittals by the GC are continuing. The contractor is gearing up to complete the larger complex scopes of work in the upcoming months. The contractor has continued the replacement of lighting fixtures in bldg. 2. Over winter break the contractor demolished and began installation of a new chiller. Replacement of a transformer and 3 panels were completed in building 2.

#### PROJECT SCOPE

Campus-Wide Fire Alarm Replacement, Fire Sprinkler Installation in Bldg. 1 & 2, HVAC Improvements inclusive of AHUs and Chillers in Bldgs. 1 & 2, Electrical Improvements inclusive of panels, transformers, and selective lighting in Bldgs. 1 & 2.

#### BUDGET

	Current Budget	Actuals	Remaining Budget
Design	\$281,921	\$250,570	\$31,351
Construction	\$2,951,402	\$197,478	\$2,753,924
Direct Purchase	\$718,471	\$341,249	\$377,222
Construction Mgmt	\$518,116	\$237,181	\$280,935
Contingency	\$218,285	\$0	\$218,285
Consultants	\$16,950	\$6,545	\$10,405
Utilities	\$5,000	\$0	\$5,000
<b>Project Total:</b>	<b>\$4,710,145</b>	<b>\$1,033,023</b>	<b>\$3,677,122</b>

#### FLAG:

PHASE	2015	2016	2017	2018	2019	2020	2021	2022	2023	2024	2025	2026
	Q1 Q2 Q3 Q4	Q1 Q2 Q3 Q4	Q1 Q2 Q3 Q4	Q1 Q2 Q3 Q4	Q1 Q2 Q3 Q4	Q1 Q2 Q3 Q4	Q1 Q2 Q3 Q4	Q1 Q2 Q3 Q4	Q1 Q2 Q3 Q4	Q1 Q2 Q3 Q4	Q1 Q2 Q3 Q4	Q1 Q2 Q3 Q4
PROJECT PLANNING												
HIRE DESIGNER												
PROJECT DESIGN												
HIRE CONTRACTOR												
ACTIVE CONSTRUCTION												
CONSTRUCTION CLOSEOUT												

#### TRAFFIC LIGHT INDICATOR OF VARIOUS RISK LEVELS



**HIGH:**  
Further analysis should be performed, if this risk still shows unacceptable or medium risk redesign and or other changes should be introduced to reduce the criticality.

**MEDIUM:**  
The risk may be acceptable but redesign or other changes should be considered if reasonably practical.

**LOW:**  
The risk is low and further risk reducing measures are not necessary.

## Attucks Middle School



Address: 3500 N 22 AVENUE, HOLLYWOOD 33020  
Location Num: 0343  
Board District: 1  
Board Member: Ann Murray  
ADEFP Budget: \$6,031,270  
Total Facilities Budget (Sum of Projects): \$6,491,407

### PRIMARY RENOVATIONS P.002863 Media Center Improvements

#### CURRENT PHASE

RISK LEVEL

#### DESIGN



#### PROJECT UPDATE

As of 12/31/21, Negotiations are ongoing with the Consultant over additional fees for resubmittal to Bldg Dept for a new LOR after the previous LOR was lost. New Proposal is to be provided by GLE to submit documents under the new Building Code Edition 7th, FBC 2020.

#### PROJECT SCOPE

Media Center renovation priority: - Install new Carpet. - Install new perimeter and freestanding shelving. - Paint Interior walls and columns. - Install new lighting fixtures. - FF&E

#### BUDGET

	Current Budget	Actuals	Remaining Budget
Construction	\$398,137	\$0	\$398,137
<b>Project Total:</b>	<b>\$398,137</b>	<b>\$0</b>	<b>\$398,137</b>

#### FLAG:

PHASE	2015	2016	2017	2018	2019	2020	2021	2022	2023	2024	2025	2026
	Q1 Q2 Q3 Q4	Q1 Q2 Q3 Q4	Q1 Q2 Q3 Q4	Q1 Q2 Q3 Q4	Q1 Q2 Q3 Q4	Q1 Q2 Q3 Q4	Q1 Q2 Q3 Q4	Q1 Q2 Q3 Q4	Q1 Q2 Q3 Q4	Q1 Q2 Q3 Q4	Q1 Q2 Q3 Q4	Q1 Q2 Q3 Q4
PROJECT PLANNING												
HIRE DESIGNER												
PROJECT DESIGN												
HIRE CONTRACTOR												
ACTIVE CONSTRUCTION												
CONSTRUCTION CLOSEOUT												

### PRIMARY RENOVATIONS P.002864 Building Envelope Improvements SMART Program

#### CURRENT PHASE

RISK LEVEL

#### DESIGN



#### PROJECT UPDATE

100% CD\_R01 comments were returned from the Building department on 10/14/20. 392 days have passed since this action. As of 12/31/21, Negotiations are ongoing with the Consultant over additional fees for resubmittal to Bldg Dept for a new LOR after the previous LOR was lost. The re-roofing portion was carved out to allow the remaining of the GOB project to continue under separate project numbers.

#### PROJECT SCOPE

Partial re-roof of Building 1. Complete re-roof of Building 7. Re-sealant of Concrete roof of Building 4. The Lightning Protection System replacement and the Complete re-roof of Building 8 (work is being done under P.001633)

#### FLAG:

No Data Available

### SCHOOL CHOICE ENHANCEMENT (SCEP)

#### CURRENT PHASE

#### BUDGET

COMPLETE

\$100,000

#### DELIVERED

Front office renovation  
murals  
facilities equipment  
technology  
lab remodeling  
media center upgrade  
LCD projectors and an interior audio system

### MUSIC

✓ COMPLETE

#### SCOPE

109 Instruments Delivered

### TECHNOLOGY

✓ COMPLETE

#### SCOPE

179 Items Delivered

#### TRAFFIC LIGHT INDICATOR OF VARIOUS RISK LEVELS



#### HIGH:

Further analysis should be performed, if this risk still shows unacceptable or medium risk redesign and/or other changes should be introduced to reduce the criticality.

#### MEDIUM:

The risk may be acceptable but redesign or other changes should be considered if reasonably practical.

#### LOW:

The risk is low and further risk reducing measures are not necessary.

## Bair Middle School



Address: 9100 NW 21 MANOR, SUNRISE 33322  
Location Num: 2611  
Board District: 5  
Board Member: Dr. Rosalind Osgood  
ADEFP Budget: \$1,746,470  
Total Facilities Budget (Sum of Projects): \$1,309,843

### PRIMARY RENOVATIONS P.002044 SMART Program Renovations

#### CURRENT PHASE

RISK LEVEL

#### HIRE CONTRACTOR



#### PROJECT UPDATE

Price escalation increase was approved on the December Board agenda. The issuance of the Notice To Proceed is in progress.

#### PROJECT SCOPE

Fire Alarm: Entire Campus. Restrooms: Media Center and Teacher's Aluminum Window Replacement

#### BUDGET

	Current Budget	Actuals	Remaining Budget
Design	\$145,000	\$76,958	\$68,042
Construction	\$887,708	\$658	\$887,050
Construction Mgmt	\$158,274	\$158,274	\$0
Contingency	\$106,861	\$0	\$106,861
Consultants	\$7,000	\$2,624	\$4,376
Utilities	\$5,000	\$0	\$5,000
<b>Project Total:</b>	<b>\$1,309,843</b>	<b>\$238,514</b>	<b>\$1,071,329</b>

#### FLAG: BUDGET, Reason: Budget Adjustment

PHASE	2015	2016	2017	2018	2019	2020	2021	2022	2023	2024	2025	2026
	Q1 Q2 Q3 Q4	Q1 Q2 Q3 Q4	Q1 Q2 Q3 Q4	Q1 Q2 Q3 Q4	Q1 Q2 Q3 Q4	Q1 Q2 Q3 Q4	Q1 Q2 Q3 Q4	Q1 Q2 Q3 Q4	Q1 Q2 Q3 Q4	Q1 Q2 Q3 Q4	Q1 Q2 Q3 Q4	Q1 Q2 Q3 Q4
PROJECT PLANNING												
HIRE DESIGNER												
PROJECT DESIGN												
HIRE CONTRACTOR												
ACTIVE CONSTRUCTION												
CONSTRUCTION CLOSEOUT												

### SCHOOL CHOICE ENHANCEMENT (SCEP)

#### CURRENT PHASE

COMPLETE

#### DELIVERED

Projector  
Portable Sound System  
Cafeteria Sound system  
Indoor Office Furniture  
Laptops and an earth cart.

#### BUDGET

\$100,000

### MUSIC

✓ **SCOPE**  
COMPLETE 87 Instruments Delivered

### TECHNOLOGY

✓ **SCOPE**  
COMPLETE 343 Items Delivered

#### TRAFFIC LIGHT INDICATOR OF VARIOUS RISK LEVELS



**HIGH:**  
Further analysis should be performed, if this risk still shows unacceptable or medium risk redesign and or other changes should be introduced to reduce the criticality.

**MEDIUM:**  
The risk may be acceptable but redesign or other changes should be considered if reasonably practical.

**LOW:**  
The risk is low and further risk reducing measures are not necessary.

## Banyan Elementary School



Address: 8800 NW 50 STREET, SUNRISE 33351  
Location Num: 2001  
Board District: 5  
Board Member: Dr. Rosalind Osgood  
ADEFP Budget: \$2,633,224  
Total Facilities Budget (Sum of Projects): \$2,205,979

### PRIMARY RENOVATIONS P.001944 SMART Program Renovations

#### CURRENT PHASE

RISK LEVEL

#### ACTIVE CONSTRUCTION



#### PROJECT UPDATE

The roofing change order has been re-evaluated and has received entitlement from the roofing committee. In addition, the change order was reviewed by Cost Control and comments were provided to the Contractor. The GC is responding to pricing comments. This project had a delay for months pending direction of how to proceed with work after the CO submitted by the GC was rejected. Direction has been given to the GC to proceed with resubmitting the roofing binder based on previous comments in the review. The Change Order is in process based on comments received by Cost Estimators with GC making adjustments. Roof Binders were submitted by the GC but as of 1/7/22, the ISS roofing comments were not answered. December updated schedule hasn't yet been submitted by the Contractor. The roof binder was originally submitted for permitting on June 18, 2019. It has been in the permitting process for 911 days and counting. The November updated schedule is now included. Roofing binders are the critical path and we are following up on the re-submission of the roofing binders for the changes made during the review process.

#### PROJECT SCOPE

Reroofing: Buildings 1, 2 & 80 Test and Balance: Buildings 1, 4 & 80 Restrooms Renovation: Building 1 Media Center Renovation: Building 1 Window Replacement: Building 1

#### BUDGET

	Current Budget	Actuals	Remaining Budget
Design	\$132,900	\$103,719	\$29,181
Construction	\$1,724,088	\$458,690	\$1,265,398
Construction Mgmt	\$167,307	\$167,307	\$0
Contingency	\$168,461	\$0	\$168,461
Consultants	\$13,223	\$2,590	\$10,633
<b>Project Total:</b>	<b>\$2,205,979</b>	<b>\$732,306</b>	<b>\$1,473,673</b>

#### FLAG:

PHASE	2015	2016	2017	2018	2019	2020	2021	2022	2023	2024	2025	2026
	Q1 Q2 Q3 Q4	Q1 Q2 Q3 Q4	Q1 Q2 Q3 Q4	Q1 Q2 Q3 Q4	Q1 Q2 Q3 Q4	Q1 Q2 Q3 Q4	Q1 Q2 Q3 Q4	Q1 Q2 Q3 Q4	Q1 Q2 Q3 Q4	Q1 Q2 Q3 Q4	Q1 Q2 Q3 Q4	Q1 Q2 Q3 Q4
PROJECT PLANNING												
HIRE DESIGNER												
PROJECT DESIGN												
HIRE CONTRACTOR												
ACTIVE CONSTRUCTION												
CONSTRUCTION CLOSEOUT												

### SCHOOL CHOICE ENHANCEMENT (SCEP)

#### CURRENT PHASE

COMPLETE

#### DELIVERED

Murals  
playground upgrades  
digital marquee  
projectors  
document cameras

#### BUDGET

\$100,000

### MUSIC

#### SCOPE

765 Instruments Delivered

### TECHNOLOGY

#### SCOPE

269 Items Delivered

#### TRAFFIC LIGHT INDICATOR OF VARIOUS RISK LEVELS



**HIGH:**  
Further analysis should be performed, if this risk still shows unacceptable or medium risk redesign and or other changes should be introduced to reduce the criticality.

**MEDIUM:**  
The risk may be acceptable but redesign or other changes should be considered if reasonably practical.

**LOW:**  
The risk is low and further risk reducing measures are not necessary.

## Bayview Elementary School



Address: 1175 MIDDLE RIVER DRIVE, FORT LAUDERDALE 33304  
Location Num: 641  
Board District: 3  
Board Member: Sarah Leonardi  
ADEFP Budget: \$3,019,739  
Total Facilities Budget (Sum of Projects): \$2,688,738

### PRIMARY RENOVATIONS P.001786 GOB Renovations

#### CURRENT PHASE

RISK LEVEL

#### ACTIVE CONSTRUCTION



#### PROJECT UPDATE

All contract work has been completed on this project. The Certificate of Occupancy (Form 110b) was approved and is en route for final approval by the Superintendent. The final change orders were approved by CORP in November. The Certificate of Final Inspection is in the Building Dept. pending approval. The Warranty walkthrough was held on 7/27/2021. There were no major issues at the school at the time.

#### PROJECT SCOPE

Aluminum Walkway replacement Re-roofing: Buildings 1, 2, & 3 Exterior Paint: Building 2 Mechanical: Buildings 2 (Roof Condenser and Test & Balance), 3 (Roof Condenser, AHU, Large Circulating Pump, and Chiller), & 6 (Controls Repair, AHU Coil, Ductwork, AHU, Roof Condenser, A/C Window Units, and Test & Balance).

#### BUDGET

	Current Budget	Actuals	Remaining Budget
Design	\$104,556	\$104,556	\$0
Construction	\$2,150,713	\$2,140,032	\$10,681
Construction Mgmt	\$295,762	\$214,801	\$80,961
Contingency	\$134,258	\$0	\$134,258
Consultants	\$3,449	\$0	\$3,449
<b>Project Total:</b>	<b>\$2,688,738</b>	<b>\$2,459,389</b>	<b>\$229,349</b>

#### FLAG: Schedule, REASON: Contractor Delays

PHASE	2015	2016	2017	2018	2019	2020	2021	2022	2023	2024	2025	2026
	Q1 Q2 Q3 Q4	Q1 Q2 Q3 Q4	Q1 Q2 Q3 Q4	Q1 Q2 Q3 Q4	Q1 Q2 Q3 Q4	Q1 Q2 Q3 Q4	Q1 Q2 Q3 Q4	Q1 Q2 Q3 Q4	Q1 Q2 Q3 Q4	Q1 Q2 Q3 Q4	Q1 Q2 Q3 Q4	Q1 Q2 Q3 Q4
PROJECT PLANNING												
HIRE DESIGNER												
PROJECT DESIGN												
HIRE CONTRACTOR												
ACTIVE CONSTRUCTION												
CONSTRUCTION CLOSEOUT												

### SCHOOL CHOICE ENHANCEMENT (SCEP)

#### CURRENT PHASE

COMPLETE

#### DELIVERED

Cafeteria sound system  
printers  
poster maker  
parking stanchions  
furniture (tables  
chairs for 3rd  
4th & 5th grade)  
cafeteria projector cage  
LCD panel assembly touch screen  
AC adapter  
4-cell battery  
laptops

#### BUDGET

\$100,000

### MUSIC

#### SCOPE

759 Instruments Delivered

#### TECHNOLOGY

#### SCOPE

240 Items Delivered

#### TRAFFIC LIGHT INDICATOR OF VARIOUS RISK LEVELS



**HIGH:**  
Further analysis should be performed, if this risk still shows unacceptable or medium risk redesign and or other changes should be introduced to reduce the criticality.

**MEDIUM:**  
The risk may be acceptable but redesign or other changes should be considered if reasonably practical.

**LOW:**  
The risk is low and further risk reducing measures are not necessary.

## Beachside Montessori Village



Address 2230 LINCOLN STREET, HOLLYWOOD 33020  
Location Num: 2041  
Board District: 1  
Board Member: Ann Murray  
ADEFP Budget: \$441,000  
Total Facilities Budget (Sum of Projects):

### SCHOOL CHOICE ENHANCEMENT (SCEP)

#### CURRENT PHASE

COMPLETE

#### DELIVERED

Music equipment  
athletic equipment  
math and science equipment  
portable sound system  
Cafeteria audio system  
Microscopes  
Cabinets and laptops.

#### BUDGET

\$100,000

### MUSIC

✓  
COMPLETE

#### SCOPE

167 Instruments Delivered

### TECHNOLOGY

✓  
COMPLETE

#### SCOPE

567 Items Delivered

#### TRAFFIC LIGHT INDICATOR OF VARIOUS RISK LEVELS



##### HIGH:

Further analysis should be performed, if this risk still shows unacceptable or medium risk redesign and or other changes should be introduced to reduce the criticality.

##### MEDIUM:

The risk may be acceptable but redesign or other changes should be considered if reasonably practical.

##### LOW:

The risk is low and further risk reducing measures are not necessary.

## Bennett Elementary School



Address: 1755 NE 14 STREET, FORT LAUDERDALE 33304  
Location Num: 201  
Board District: 3  
Board Member: Sarah Leonardi  
ADEFP Budget: \$2,119,000  
Total Facilities Budget (Sum of Projects): \$1,814,000

### PRIMARY RENOVATIONS P.002085 SMART Program Renovations

#### CURRENT PHASE

RISK LEVEL

#### HIRE CONTRACTOR



#### PROJECT UPDATE

As of 12/31/21, The scope of work is to be reviewed by BCPS Pre-Construction and PMOR. Ensure the original scope valuation report aligns with the original scope as described by MAPPs. The School Board of Broward County's (SBBC) directive is to perform a Building Condition Assessment Report.

#### PROJECT SCOPE

Re-roofing (including roof curbs & scuppers and cleaning downspouts): Buildings 9, 10, & 85 Roof Equipment Tie-downs: Building 11. Aluminum Walkway Repairs

#### BUDGET

	Current Budget	Actuals	Remaining Budget
Design	\$198,000	\$110,346	\$87,654
Construction	\$1,275,145	\$10,000	\$1,265,145
FF&E and Technology	\$9,700	\$0	\$9,700
Construction Mgmt	\$192,806	\$177,789	\$15,017
Contingency	\$124,596	\$0	\$124,596
Consultants	\$10,000	\$7,149	\$2,851
Utilities	\$3,753	\$0	\$3,753
<b>Project Total:</b>	<b>\$1,814,000</b>	<b>\$305,284</b>	<b>\$1,508,716</b>

#### FLAG:

PHASE	2015	2016	2017	2018	2019	2020	2021	2022	2023	2024	2025	2026
	Q1 Q2 Q3 Q4	Q1 Q2 Q3 Q4	Q1 Q2 Q3 Q4	Q1 Q2 Q3 Q4	Q1 Q2 Q3 Q4	Q1 Q2 Q3 Q4	Q1 Q2 Q3 Q4	Q1 Q2 Q3 Q4	Q1 Q2 Q3 Q4	Q1 Q2 Q3 Q4	Q1 Q2 Q3 Q4	Q1 Q2 Q3 Q4
PROJECT PLANNING												
HIRE DESIGNER												
PROJECT DESIGN												
HIRE CONTRACTOR												
ACTIVE CONSTRUCTION												
CONSTRUCTION CLOSEOUT												

### SCHOOL CHOICE ENHANCEMENT (SCEP)

#### CURRENT PHASE

#### IMPLEMENTATION

#### DELIVERED

Golf cart  
office and classroom furniture  
furniture for reception area and AP office  
Desk with reception top  
Cube tables  
cabinets  
open front student desk  
chairs  
tables & stools.

#### BUDGET

\$100,000

#### IN PROGRESS

4'x8' digital marquee

### MUSIC

#### COMPLETE

#### SCOPE

359 Instruments Delivered

#### TECHNOLOGY

#### COMPLETE

#### SCOPE

116 Items Delivered

#### TRAFFIC LIGHT INDICATOR OF VARIOUS RISK LEVELS



#### HIGH:

Further analysis should be performed, if this risk still shows unacceptable or medium risk redesign and/or other changes should be introduced to reduce the criticality.

#### MEDIUM:

The risk may be acceptable but redesign or other changes should be considered if reasonably practical.

#### LOW:

The risk is low and further risk reducing measures are not necessary.

## Blanche Ely High School



Address: 1201 NW 6 AVENUE, POMPANO BEACH 33060  
Location Num: 361  
Board District: 7  
Board Member: Nora Rupert  
ADEFP Budget: \$23,335,150  
Total Facilities Budget (Sum of Projects): \$21,984,437

### PRIMARY RENOVATIONS P.001646 GOB Renovations

#### CURRENT PHASE

#### RISK LEVEL

#### ACTIVE CONSTRUCTION



#### PROJECT UPDATE

ADA Ramp at Building 17 is complete, pending final inspection. The contractor is focused on completing the ADA shower renovations in bldg. 13 and 14. Work in these restrooms are planned to be completed the second week of January. Final inspections for roofing work at Bldgs. 1 and 18 are ongoing.

#### PROJECT SCOPE

Re-Roofing Building 1, 2, 4, 10, 11, 17, 18, 20, and 21 HVAC Replacement in Building 1, 2, 13, 14, 15, and 17 Chilled piping replacement on the south half of the campus Chiller Replacement in Building 4 Electrical Upgrades to support HVAC Replacement ADA Improvements (ADA Lifts at Building 14, ADA Restrooms Building 14), Building 17 Entry Ramp New Concessions area in Building 14 for Basketball Games New Outdoor Dining Area

#### BUDGET

	Current Budget	Actuals	Remaining Budget
Design	\$1,220,332	\$1,147,277	\$73,055
Construction	\$16,974,981	\$15,889,718	\$1,085,263
FF&E and Technology	\$271,924	\$188,244	\$83,680
Direct Purchase	\$1,552,128	\$1,550,723	\$1,405
Construction Mgmt	\$1,454,044	\$1,154,044	\$300,000
Contingency	\$389,952	\$0	\$389,952
Consultants	\$121,076	\$105,534	\$15,542
<b>Project Total:</b>	<b>\$21,984,437</b>	<b>\$20,035,540</b>	<b>\$1,948,897</b>

#### FLAG:

PHASE	2015	2016	2017	2018	2019	2020	2021	2022	2023	2024	2025	2026
	Q1 Q2 Q3 Q4	Q1 Q2 Q3 Q4	Q1 Q2 Q3 Q4	Q1 Q2 Q3 Q4	Q1 Q2 Q3 Q4	Q1 Q2 Q3 Q4	Q1 Q2 Q3 Q4	Q1 Q2 Q3 Q4	Q1 Q2 Q3 Q4	Q1 Q2 Q3 Q4	Q1 Q2 Q3 Q4	Q1 Q2 Q3 Q4
PROJECT PLANNING												
HIRE DESIGNER												
PROJECT DESIGN												
HIRE CONTRACTOR												
ACTIVE CONSTRUCTION												
CONSTRUCTION CLOSEOUT												

#### TRAFFIC LIGHT INDICATOR OF VARIOUS RISK LEVELS



**HIGH:**  
Further analysis should be performed, if this risk still shows unacceptable or medium risk redesign and/or other changes should be introduced to reduce the criticality.

**MEDIUM:**  
The risk may be acceptable but redesign or other changes should be considered if reasonably practical.

**LOW:**  
The risk is low and further risk reducing measures are not necessary.

## Blanche Ely High School



Address: 1201 NW 6 AVENUE, POMPANO BEACH 33060  
Location Num: 361  
Board District: 7  
Board Member: Nora Rupert  
ADEFP Budget: \$23,335,150  
Total Facilities Budget (Sum of Projects): \$21,984,437

### PRIMARY RENOVATIONS P.002342 Switch Gear Replacement

#### CURRENT PHASE

RISK LEVEL

#### ACTIVE CONSTRUCTION



#### PROJECT UPDATE

Submittal in progress

#### PROJECT SCOPE

Switch Gear Replacement

#### FLAG:

PHASE	2015				2016				2017				2018				2019				2020				2021				2022				2023				2024				2025				2026			
	Q1	Q2	Q3	Q4	Q1	Q2	Q3	Q4	Q1	Q2	Q3	Q4	Q1	Q2	Q3	Q4	Q1	Q2	Q3	Q4	Q1	Q2	Q3	Q4	Q1	Q2	Q3	Q4	Q1	Q2	Q3	Q4	Q1	Q2	Q3	Q4	Q1	Q2	Q3	Q4	Q1	Q2	Q3	Q4	Q1	Q2	Q3	Q4
PROJECT PLANNING																																																
PROJECT DESIGN																																																
HIRE CONTRACTOR																																																
ACTIVE CONSTRUCTION																																																
CONSTRUCTION CLOSEOUT																																																

### SCHOOL CHOICE ENHANCEMENT (SCEP)

#### CURRENT PHASE

COMPLETE

#### DELIVERED

Media Backdrop  
Indoor tables  
Bracket Kits with ActivBoards  
projectors  
tables  
chairs  
science equipment  
digital classroom upgrades  
Heart Models  
podium  
laptops & adaptors

#### BUDGET

\$100,000

### ATHLETICS

#### SCOPE

✓ COMPLETE Weight Room

### MUSIC

#### SCOPE

✓ COMPLETE 164 Instruments Delivered

### TECHNOLOGY

#### SCOPE

✓ COMPLETE 1,132 Items Delivered

#### TRAFFIC LIGHT INDICATOR OF VARIOUS RISK LEVELS



##### HIGH:

Further analysis should be performed, if this risk still shows unacceptable or medium risk redesign and/or other changes should be introduced to reduce the criticality.

##### MEDIUM:

The risk may be acceptable but redesign or other changes should be considered if reasonably practical.

##### LOW:

The risk is low and further risk reducing measures are not necessary.

## Boulevard Heights Elementary School



Address: 7201 JOHNSON STREET, HOLLYWOOD 33024  
Location Num: 971  
Board District: 1  
Board Member: Ann Murray  
ADEFP Budget: \$4,070,000  
Total Facilities Budget (Sum of Projects): \$6,055,165

### PRIMARY RENOVATIONS P.002065 SMART Program Renovations

#### CURRENT PHASE

RISK LEVEL

#### ACTIVE CONSTRUCTION



#### PROJECT UPDATE

The contractor is proceeding with the submittal process and has obtained approvals on the majority of their construction submittals. The roof permit was issued and roof work is projected to begin 1/5/22. Mechanical Equipment delivery is scheduled for February.

#### PROJECT SCOPE

Exterior Paint on Walls, Doors Soffits, and Trim: All buildings with the exception of Buildings 3 & 8. Re-Roofing: All buildings with the exception of Buildings 3, 14, & 16. Aluminum Window Replacement: Buildings 1, 2, 4, 5, 6, & 7. Metal Exterior Door Replacement: Buildings 1 & 6. Ductwork Replacement. Air Handler HVAC Component Replacement Controls to be replaced with DDC controls Fan Coil Chiller water HVAC Component Replacement Mechanical HVAC Piping/System Replacement Fan coil HVAC Component Replacement Exhausts/ Hoods Replacement Exterior Condenser Replacement Large HVAC Circulating Pump Replacement

#### BUDGET

	Current Budget	Actuals	Remaining Budget
Design	\$315,000	\$208,215	\$106,785
Construction	\$3,845,962	\$163,341	\$3,682,621
FF&E and Technology	\$29,384	\$0	\$29,384
Direct Purchase	\$1,011,338	\$66,060	\$945,278
Construction Mgmt	\$605,000	\$470,698	\$134,302
Contingency	\$233,481	\$0	\$233,481
Consultants	\$15,000	\$13,736	\$1,264
<b>Project Total:</b>	<b>\$6,055,165</b>	<b>\$922,050</b>	<b>\$5,133,115</b>

#### FLAG:

PHASE	2015	2016	2017	2018	2019	2020	2021	2022	2023	2024	2025	2026
	Q1 Q2 Q3 Q4	Q1 Q2 Q3 Q4	Q1 Q2 Q3 Q4	Q1 Q2 Q3 Q4	Q1 Q2 Q3 Q4	Q1 Q2 Q3 Q4	Q1 Q2 Q3 Q4	Q1 Q2 Q3 Q4	Q1 Q2 Q3 Q4	Q1 Q2 Q3 Q4	Q1 Q2 Q3 Q4	Q1 Q2 Q3 Q4
PROJECT PLANNING												
HIRE DESIGNER												
PROJECT DESIGN												
HIRE CONTRACTOR												
ACTIVE CONSTRUCTION												
CONSTRUCTION CLOSEOUT												

### SCHOOL CHOICE ENHANCEMENT (SCEP)

#### CURRENT PHASE

#### COMPLETE

#### DELIVERED

Two-way radios  
poster maker  
laptops carts  
printers  
outdoor rugs  
laminator  
laptops  
Mimio boards  
facilities equipment  
electric strikes  
Digital Marquee

#### BUDGET

\$100,000

#### IN PROGRESS

Laptops  
EarthWalk Cart  
Cable Management

### MUSIC

#### SCOPE

200 Instruments Delivered

#### TECHNOLOGY

#### SCOPE

109 Items Delivered

#### TRAFFIC LIGHT INDICATOR OF VARIOUS RISK LEVELS



**HIGH:**  
Further analysis should be performed, if this risk still shows unacceptable or medium risk redesign and/or other changes should be introduced to reduce the criticality.  
**MEDIUM:**  
The risk may be acceptable but redesign or other changes should be considered if reasonably practical.  
**LOW:**  
The risk is low and further risk reducing measures are not necessary.

## Boyd H. Anderson High School



Address: 3050 NW 41 STREET, LAUDERDALE LAKES 33309  
Location Num: 1741  
Board District: 5  
Board Member: Dr. Rosalind Osgood  
ADEFP Budget: \$13,268,594  
Total Facilities Budget (Sum of Projects): \$10,333,254

### PRIMARY RENOVATIONS P.001846 SMART Program Renovation

#### CURRENT PHASE

RISK LEVEL

#### ACTIVE CONSTRUCTION



#### PROJECT UPDATE

OAC Meeting held 12/16/21. Site meeting w/ Architect and GC held 12/17/21 to review progress and scope of work. Restrooms 291 and 292 are nearing completion. Restrooms 106 and 166 should proceed with drywall installation, excluding areas where FA infrastructure needs to be installed. Business STEM lab (RM 232, 233, 234, 236, and 237) electrical conduit and drywall hanging is progressing. This project is in Construction, the work is 40% complete: - Plumbing renovations are in progress for Restrooms 291 and 292. (Wall framing is 85% complete.) - Renovation of group restrooms 106 and 166 is in progress. (Wall framing is 85% complete.) - Renovation of Business STEM Lab Rooms 223, 224, 225 and 227 is in progress. Pending submittals: - Roof Sub-Permit Binder needs an updated review stamp from the GC. - Fire Alarm Sub-Permit resubmitted to the building department.

#### PROJECT SCOPE

1) Roofing: - Buildings 1, 2, 3, 6, 8, 9, 10, 11, 12 & 13 2) ADA Restroom Renovations: - Building 1: Rooms 102H, 102J, 106, and 166. - Building 2: Rooms 291 and 292 3) STEM Lab Renovations: - Building 1: Business Technology Center (Rooms 223, 224, 225 and 227) - Building 1: Aviation (Room 194) - Building 2: Health and Wellness (Room 2001 and 2002) 4) Exit Signage Renovations: - Building 1, 5, and 6

#### BUDGET

	Current Budget	Actuals	Remaining Budget
Design	\$486,160	\$380,717	\$105,443
Construction	\$6,834,795	\$874,789	\$5,960,006
FF&E and Technology	\$218,000	\$0	\$218,000
Direct Purchase	\$1,173,480	\$0	\$1,173,480
Construction Mgmt	\$1,029,000	\$800,965	\$228,035
Contingency	\$561,819	\$0	\$561,819
Consultants	\$30,000	\$13,563	\$16,437
<b>Project Total:</b>	<b>\$10,333,254</b>	<b>\$2,070,034</b>	<b>\$8,263,220</b>

#### FLAG:

PHASE	2015	2016	2017	2018	2019	2020	2021	2022	2023	2024	2025	2026
	Q1 Q2 Q3 Q4	Q1 Q2 Q3 Q4	Q1 Q2 Q3 Q4	Q1 Q2 Q3 Q4	Q1 Q2 Q3 Q4	Q1 Q2 Q3 Q4	Q1 Q2 Q3 Q4	Q1 Q2 Q3 Q4	Q1 Q2 Q3 Q4	Q1 Q2 Q3 Q4	Q1 Q2 Q3 Q4	Q1 Q2 Q3 Q4
PROJECT PLANNING												
HIRE DESIGNER												
PROJECT DESIGN												
HIRE CONTRACTOR												
ACTIVE CONSTRUCTION												
CONSTRUCTION CLOSEOUT												

### SCHOOL CHOICE ENHANCEMENT (SCEP)

#### CURRENT PHASE

COMPLETE

#### DELIVERED

Recordex  
Sound system for the Gymnasium  
laptop cart with 30 laptops  
portable sound system  
roof for visitor's dugout  
lockers  
golf carts and gym wall pads.

#### BUDGET

\$100,000

### ATHLETICS

#### SCOPE

COMPLETE Weight Room

### MUSIC

#### SCOPE

COMPLETE 284 Instruments Delivered

### TECHNOLOGY

#### SCOPE

COMPLETE 580 Items Delivered

#### TRAFFIC LIGHT INDICATOR OF VARIOUS RISK LEVELS



**HIGH:**  
Further analysis should be performed, if this risk still shows unacceptable or medium risk redesign and/or other changes should be introduced to reduce the criticality.

**MEDIUM:**  
The risk may be acceptable but redesign or other changes should be considered if reasonably practical.

**LOW:**  
The risk is low and further risk reducing measures are not necessary.

## Bright Horizons Center



Address: 3901 NE 1ST TERRACE, DEERFIELD BEACH 33064  
Location Num: 871  
Board District: 7  
Board Member: Nora Rupert  
ADEFP Budget: \$4,046,871  
Total Facilities Budget (Sum of Projects): \$3,832,961

### PRIMARY RENOVATIONS P.001974 SMART Program Renovations

#### CURRENT PHASE

RISK LEVEL

#### ACTIVE CONSTRUCTION



#### PROJECT UPDATE

Final roof inspections are in progress, new exhaust fans have been ordered, still waiting on the confirmed date of arrival. The metal panel work is almost complete pending the re-installation of the security camera by the SBBC subcontractor

#### PROJECT SCOPE

Reroofing Buildings 01, 03, & 14. Fire Alarm and Fire Sprinkler Improvements: Buildings 01, 02, 03, 04 & 05 HVAC Improvements: Test and Balance for Buildings 01, 03, and & 04 and RTU Installation for Pool Area.

#### BUDGET

	Current Budget	Actuals	Remaining Budget
Design	\$171,394	\$157,290	\$14,104
Construction	\$2,793,001	\$2,692,539	\$100,462
Direct Purchase	\$615,093	\$610,708	\$4,385
Construction Mgmt	\$248,800	\$242,481	\$6,319
Consultants	\$4,673	\$673	\$4,000
<b>Project Total:</b>	<b>\$3,832,961</b>	<b>\$3,703,691</b>	<b>\$129,270</b>

#### FLAG:

PHASE	2015	2016	2017	2018	2019	2020	2021	2022	2023	2024	2025	2026
	Q1 Q2 Q3 Q4	Q1 Q2 Q3 Q4	Q1 Q2 Q3 Q4	Q1 Q2 Q3 Q4	Q1 Q2 Q3 Q4	Q1 Q2 Q3 Q4	Q1 Q2 Q3 Q4	Q1 Q2 Q3 Q4	Q1 Q2 Q3 Q4	Q1 Q2 Q3 Q4	Q1 Q2 Q3 Q4	Q1 Q2 Q3 Q4
PROJECT PLANNING												
HIRE DESIGNER												
PROJECT DESIGN												
HIRE CONTRACTOR												
ACTIVE CONSTRUCTION												
CONSTRUCTION CLOSEOUT												

### SCHOOL CHOICE ENHANCEMENT (SCEP)

#### CURRENT PHASE

#### IMPLEMENTATION

#### DELIVERED

Recordex  
Digital marquee  
Playground shade structure  
Promethean boards

#### BUDGET

\$100,000

### TECHNOLOGY

#### COMPLETE

✓

#### SCOPE

29 Items Delivered

#### TRAFFIC LIGHT INDICATOR OF VARIOUS RISK LEVELS



**HIGH:**  
Further analysis should be performed, if this risk still shows unacceptable or medium risk redesign and or other changes should be introduced to reduce the criticality.

**MEDIUM:**  
The risk may be acceptable but redesign or other changes should be considered if reasonably practical.

**LOW:**  
The risk is low and further risk reducing measures are not necessary.

## Broadview Elementary School



Address: 1800 SW 62 AVENUE, NORTH LAUDERDALE 33068  
Location Num: 811  
Board District: 4  
Board Member: Lori Alhadeff  
ADEFP Budget: \$6,071,131  
Total Facilities Budget (Sum of Projects): \$5,475,130

### PRIMARY RENOVATIONS P.001638 Building Renovations

#### CURRENT PHASE

RISK LEVEL

#### ACTIVE CONSTRUCTION



#### PROJECT UPDATE

Roofing Bldg # 1 is in Progress Roof Plumbing in Bldg. # 1 is in Progress Fire Alarm Rough Conduits installation in progress. Bldgs. 1 & 2 Electrical Panels D, F & G is complete, Pending installation Electrical Panel E

#### PROJECT SCOPE

Electrical Panel Replacements: Building 1 Fire Alarm: Building 1 Conversion of Cafetorium to Music Room: Building 1 Existing Art Lab Renovation: Building 1 Existing Media Center Renovation: Building 1. HVAC Replacement: Building 1 Test & Balance: Buildings J, 2, 5, 7, 8 & 85, Electrical Panels Replacement: Building 1 Reroofing: Buildings 1, 2 & 85

#### BUDGET

	Current Budget	Actuals	Remaining Budget
Design	\$404,720	\$378,623	\$26,097
Construction	\$3,993,620	\$870,808	\$3,122,812
FF&E and Technology	\$32,580	\$31,981	\$599
Direct Purchase	\$491,562	\$0	\$491,562
Construction Mgmt	\$421,490	\$187,281	\$234,209
Contingency	\$100,662	\$0	\$100,662
Consultants	\$26,496	\$28,141	(\$1,645)
Utilities	\$4,000	\$0	\$4,000
<b>Project Total:</b>	<b>\$5,475,130</b>	<b>\$1,496,834</b>	<b>\$3,978,296</b>

#### FLAG:

PHASE	2015	2016	2017	2018	2019	2020	2021	2022	2023	2024	2025	2026
	Q1 Q2 Q3 Q4	Q1 Q2 Q3 Q4	Q1 Q2 Q3 Q4	Q1 Q2 Q3 Q4	Q1 Q2 Q3 Q4	Q1 Q2 Q3 Q4	Q1 Q2 Q3 Q4	Q1 Q2 Q3 Q4	Q1 Q2 Q3 Q4	Q1 Q2 Q3 Q4	Q1 Q2 Q3 Q4	Q1 Q2 Q3 Q4
PROJECT PLANNING	■											
HIRE DESIGNER		■	■	■								
PROJECT DESIGN			■	■	■	■	■	■				
HIRE CONTRACTOR					■	■	■	■				
ACTIVE CONSTRUCTION							■	■	■	■		
CONSTRUCTION CLOSEOUT									■	■		

### SCHOOL CHOICE ENHANCEMENT (SCEP)

#### CURRENT PHASE

COMPLETE

#### DELIVERED

Digital marquee  
classroom rugs  
playground upgrades & equipment  
Laptops  
HDMI  
Adapters

#### BUDGET

\$100,000

### MUSIC

#### SCOPE

334 Instruments Delivered

### TECHNOLOGY

#### SCOPE

338 Items Delivered

#### TRAFFIC LIGHT INDICATOR OF VARIOUS RISK LEVELS



**HIGH:**  
Further analysis should be performed, if this risk still shows unacceptable or medium risk redesign and or other changes should be introduced to reduce the criticality.

**MEDIUM:**  
The risk may be acceptable but redesign or other changes should be considered if reasonably practical.

**LOW:**  
The risk is low and further risk reducing measures are not necessary.

## Broward Estates Elementary School



Address: 441 NW 35 AVENUE, LAUDERHILL 33311  
Location Num: 501  
Board District: 5  
Board Member: Dr. Rosalind Osgood  
ADEFP Budget: \$7,005,168  
Total Facilities Budget (Sum of Projects): \$6,752,168

### PRIMARY RENOVATIONS P.002037 SMART Program Renovations

#### CURRENT PHASE

RISK LEVEL

#### HIRE CONTRACTOR



#### PROJECT UPDATE

Bids have been received, proposals and costs are being evaluated. Procurement extended bid acceptance for an additional 4 weeks. Awaiting further details.

#### PROJECT SCOPE

Aluminum Walkway Canopy Repairs Exterior Painting: Buildings 1-7, 9-14, 16 and 75 Aluminum Window Replacement: Buildings 1-7 HVAC Improvements: Buildings 1 with Coil Replacements in Buildings 1-7 HVAC Components: Buildings 9, 10, 11, 12, 16 and 75 Reroofing: Buildings 1-8, 10, 12, 13-18 and 75

#### BUDGET

	Current Budget	Actuals	Remaining Budget
Design	\$235,000	\$141,344	\$93,656
Construction	\$5,606,517	\$227	\$5,606,290
Construction Mgmt	\$577,825	\$456,679	\$121,146
Contingency	\$317,826	\$0	\$317,826
Consultants	\$10,000	\$7,130	\$2,870
Utilities	\$5,000	\$0	\$5,000
<b>Project Total:</b>	<b>\$6,752,168</b>	<b>\$605,380</b>	<b>\$6,146,788</b>

#### FLAG:

PHASE	2015	2016	2017	2018	2019	2020	2021	2022	2023	2024	2025	2026
	Q1 Q2 Q3 Q4	Q1 Q2 Q3 Q4	Q1 Q2 Q3 Q4	Q1 Q2 Q3 Q4	Q1 Q2 Q3 Q4	Q1 Q2 Q3 Q4	Q1 Q2 Q3 Q4	Q1 Q2 Q3 Q4	Q1 Q2 Q3 Q4	Q1 Q2 Q3 Q4	Q1 Q2 Q3 Q4	Q1 Q2 Q3 Q4
PROJECT PLANNING												
HIRE DESIGNER												
PROJECT DESIGN												
HIRE CONTRACTOR												
ACTIVE CONSTRUCTION												
CONSTRUCTION CLOSEOUT												

### SCHOOL CHOICE ENHANCEMENT (SCEP)

#### CURRENT PHASE

PLANNING/DESIGN

#### BUDGET

\$100,000

#### IN PROGRESS

Meeting held with staff  
ballot development in progress.

### MUSIC

✓ **SCOPE**  
COMPLETE 2 Instruments Delivered

✓ **TECHNOLOGY**  
COMPLETE **SCOPE**  
109 Items Delivered

#### TRAFFIC LIGHT INDICATOR OF VARIOUS RISK LEVELS



**HIGH:**  
Further analysis should be performed, if this risk still shows unacceptable or medium risk redesign and or other changes should be introduced to reduce the criticality.  
**MEDIUM:**  
The risk may be acceptable but redesign or other changes should be considered if reasonably practical.  
**LOW:**  
The risk is low and further risk reducing measures are not necessary.

## C. Robert Markham Elementary School



Address: 1501 NW 15 AVENUE, POMPANO BEACH 33069  
Location Num: 1671  
Board District: 7  
Board Member: Nora Rupert  
ADEFP Budget: \$8,264,830  
Total Facilities Budget (Sum of Projects): \$37,013,829

### PRIMARY RENOVATIONS P.001920 SMART Program Renovations

#### CURRENT PHASE

RISK LEVEL

#### ACTIVE CONSTRUCTION



#### PROJECT UPDATE

Roofing; Demolition and installation of temporary roofing is completed at Buildings 2, 3, 4, 5, 6, 7 and 8 and walkway canopies. Installation of Mechanical Equipment roof curbs is completed at Building 02, and are In progress at Buildings 3, 4, 5, 6 and 8. Building 5; Mechanical Rooms FCU 5-1, 5-2, 5-3 & 5-4 Replacement has been completed and are pending final inspections, Duct work installation is 80% Complete, Mechanical Rooms Drywall ceilings re installation is pending, Interior door and frame installation is complete and Fire Alarm electrical rough had been completed. Exterior Window replacement is complete at Building 03. 04 and 05. Exterior building painting was 80% complete at Buildings 05, 06 and 78.

#### PROJECT SCOPE

Aluminum & Concrete Canopy Repairs Double Egress Doors: Buildings 3, 4 & 5 Exterior Window and Glass Block Replacement: Buildings 3, 4, 5 and 7 Exterior Painting: Buildings 6 & 78 HVAC Improvements: Buildings 01, 07, and 08. HVAC Replacements: Buildings 1, 2, 3, 4, 5 & 7 New Fire Alarm System: Buildings 1, 2, 3, 4, 5, 6, 7, 8, 10, 78, 99 & Chiller Yard Reroofing: Buildings 1, 2, 3, 4, 5, 6, 7 & 8 Walk-in Cooler Condenser and Piping Replacements

#### BUDGET

	Current Budget	Actuals	Remaining Budget
Design	\$682,000	\$574,194	\$107,806
Construction	\$4,784,694	\$804,317	\$3,980,377
Direct Purchase	\$922,464	\$368,732	\$553,732
Construction Mgmt	\$870,000	\$724,715	\$145,285
Contingency	\$524,723	\$0	\$524,723
Consultants	\$100,000	\$63,922	\$36,078
Misc Construction	\$14,948	\$14,948	\$0
Utilities	\$15,000	\$0	\$15,000
<b>Project Total:</b>	<b>\$7,913,829</b>	<b>\$2,550,828</b>	<b>\$5,363,001</b>

#### FLAG:

PHASE	2015	2016	2017	2018	2019	2020	2021	2022	2023	2024	2025	2026
	Q1 Q2 Q3 Q4	Q1 Q2 Q3 Q4	Q1 Q2 Q3 Q4	Q1 Q2 Q3 Q4	Q1 Q2 Q3 Q4	Q1 Q2 Q3 Q4	Q1 Q2 Q3 Q4	Q1 Q2 Q3 Q4	Q1 Q2 Q3 Q4	Q1 Q2 Q3 Q4	Q1 Q2 Q3 Q4	Q1 Q2 Q3 Q4
PROJECT PLANNING												
HIRE DESIGNER												
PROJECT DESIGN												
HIRE CONTRACTOR												
ACTIVE CONSTRUCTION												
CONSTRUCTION CLOSEOUT												

#### TRAFFIC LIGHT INDICATOR OF VARIOUS RISK LEVELS



**HIGH:**  
Further analysis should be performed, if this risk still shows unacceptable or medium risk redesign and or other changes should be introduced to reduce the criticality.

**MEDIUM:**  
The risk may be acceptable but redesign or other changes should be considered if reasonably practical.

**LOW:**  
The risk is low and further risk reducing measures are not necessary.

## C. Robert Markham Elementary School



Address: 1501 NW 15 AVENUE, POMPANO BEACH 33069  
Location Num: 1671  
Board District: 7  
Board Member: Nora Rupert  
ADEFP Budget: \$8,264,830  
Total Facilities Budget (Sum of Projects): \$37,013,829

### PRIMARY RENOVATIONS P.002777 SMART Program Renovations

#### CURRENT PHASE

RISK LEVEL

#### DESIGN



#### PROJECT UPDATE

12-16-21 The Team (A/E and AECOM PMs) Conducted a Scope Validation Meeting. 12-29-21 Design PM and Civil Engineering team conducted a site visit.

#### PROJECT SCOPE

Replacement of Building 1 and Chiller Yard

#### BUDGET

	Current Budget	Actuals	Remaining Budget
Design	\$2,199,927	\$0	\$2,199,927
Construction	\$23,240,000	\$0	\$23,240,000
FF&E and Technology	\$1,000,000	\$0	\$1,000,000
Construction Mgmt	\$1,575,073	\$0	\$1,575,073
Contingency	\$1,020,000	\$0	\$1,020,000
Consultants	\$50,000	\$0	\$50,000
Utilities	\$15,000	\$0	\$15,000
<b>Project Total:</b>	<b>\$29,100,000</b>	<b>\$0</b>	<b>\$29,100,000</b>

#### FLAG:

PHASE	2015	2016	2017	2018	2019	2020	2021	2022	2023	2024	2025	2026
	Q1 Q2 Q3 Q4	Q1 Q2 Q3 Q4	Q1 Q2 Q3 Q4	Q1 Q2 Q3 Q4	Q1 Q2 Q3 Q4	Q1 Q2 Q3 Q4	Q1 Q2 Q3 Q4	Q1 Q2 Q3 Q4	Q1 Q2 Q3 Q4	Q1 Q2 Q3 Q4	Q1 Q2 Q3 Q4	Q1 Q2 Q3 Q4
PROJECT PLANNING												
HIRE DESIGNER												
PROJECT DESIGN												
HIRE CONTRACTOR												
ACTIVE CONSTRUCTION												
CONSTRUCTION CLOSEOUT												

### SCHOOL CHOICE ENHANCEMENT (SCEP)

#### CURRENT PHASE

COMPLETE

#### DELIVERED

Furniture (student desks chairs cafeteria tables front office furniture) and water bottle filling stations.

#### BUDGET

\$100,000

### MUSIC

#### SCOPE

15 Instruments Delivered

#### TECHNOLOGY

#### SCOPE

282 Items Delivered

#### TRAFFIC LIGHT INDICATOR OF VARIOUS RISK LEVELS



**HIGH:**  
Further analysis should be performed, if this risk still shows unacceptable or medium risk redesign and or other changes should be introduced to reduce the criticality.

**MEDIUM:**  
The risk may be acceptable but redesign or other changes should be considered if reasonably practical.

**LOW:**  
The risk is low and further risk reducing measures are not necessary.

## Castle Hill Elementary School



Address: 2640 NW 46 AVENUE, LAUDERHILL 33313  
Location Num: 1461  
Board District: 5  
Board Member: Dr. Rosalind Osgood  
ADEFP Budget: \$4,059,030  
Total Facilities Budget (Sum of Projects): \$3,778,091

### PRIMARY RENOVATIONS P.001661 SMART Program Renovations

#### CURRENT PHASE

RISK LEVEL

#### ACTIVE CONSTRUCTION



#### PROJECT UPDATE

No change in status this month for the fire and electrical final inspections. Change Order for roof wall demo pending subcontractor back-up. Time extension CO to be processed at CORP. New superintendent to address three (3) roof leaks at drains.

#### PROJECT SCOPE

Roofing Replacement - Buildings 1, 2, 3, 4, 6 Roof metal deck replacement Fire Alarm System Replacement Renovate Media Center Renovate Restrooms 115& 116, 137 & 138 Casework test & Balance HVAC

#### BUDGET

	Current Budget	Actuals	Remaining Budget
Design	\$303,753	\$296,336	\$7,417
Construction	\$3,282,490	\$2,914,670	\$367,820
FF&E and Technology	\$20,720	\$20,715	\$5
Construction Mgmt	\$85,291	\$85,291	\$0
Contingency	\$79,337	\$0	\$79,337
Consultants	\$6,500	\$2,674	\$3,826
<b>Project Total:</b>	<b>\$3,778,091</b>	<b>\$3,319,686</b>	<b>\$458,405</b>

#### FLAG: Schedule, REASON: Owner Delays BUDGET, Reason: Budget Adjustment

PHASE	2015	2016	2017	2018	2019	2020	2021	2022	2023	2024	2025	2026
	Q1 Q2 Q3 Q4	Q1 Q2 Q3 Q4	Q1 Q2 Q3 Q4	Q1 Q2 Q3 Q4	Q1 Q2 Q3 Q4	Q1 Q2 Q3 Q4	Q1 Q2 Q3 Q4	Q1 Q2 Q3 Q4	Q1 Q2 Q3 Q4	Q1 Q2 Q3 Q4	Q1 Q2 Q3 Q4	Q1 Q2 Q3 Q4
PROJECT PLANNING												
HIRE DESIGNER												
PROJECT DESIGN												
HIRE CONTRACTOR												
ACTIVE CONSTRUCTION												
CONSTRUCTION CLOSEOUT												

### SCHOOL CHOICE ENHANCEMENT (SCEP)

#### CURRENT PHASE

#### COMPLETE

#### DELIVERED

Mimio boards  
murals  
cafeteria sound system  
projector  
TVs  
TV production studio  
classroom furniture  
digital marquee & projector screen

#### BUDGET

\$100,000

### MUSIC



COMPLETE

#### SCOPE

435 Instruments Delivered

### TECHNOLOGY



COMPLETE

#### SCOPE

371 Items Delivered

#### TRAFFIC LIGHT INDICATOR OF VARIOUS RISK LEVELS



#### HIGH:

Further analysis should be performed, if this risk still shows unacceptable or medium risk redesign and/or other changes should be introduced to reduce the criticality.

#### MEDIUM:

The risk may be acceptable but redesign or other changes should be considered if reasonably practical.

#### LOW:

The risk is low and further risk reducing measures are not necessary.

## Central Park Elementary School



Address: 777 N NOB HILL ROAD, PLANTATION 33322  
Location Num: 2641  
Board District: 6  
Board Member: Laurie Rich Levinson  
ADEFP Budget: \$8,539,000  
Total Facilities Budget (Sum of Projects): \$7,973,000

### PRIMARY RENOVATIONS P.001757 GOB Renovations

#### CURRENT PHASE

RISK LEVEL

#### ACTIVE CONSTRUCTION



#### PROJECT UPDATE

In the month of December there were 10 passed inspections to date for roofing. Inspectors are pleased with progress and the installation. The project received approval for ASI#2 which contains casework for the art room, venting for the art room sink in building #4. Roofing will be starting on Building #6 to be demoed and completed. Expansion joint building #2 completed. Building #5 cap sheet started. Building #6 metal work. Chiller piping completed to fan coils in building 5 and 6 and the fan coil units are being hung. Duct work 80% complete, electrical work 50% complete in those buildings. Chiller disconnect are planned to be upgraded we anticipate approval by the building department in January. ADA chair lift is scheduled for installation this will happen in the first week of January.

#### PROJECT SCOPE

Fire Sprinkler: Building 2 HVAC Improvements: Buildings 1 (1-AHU, 9-FCU), 2 (5-AHU, 2-Chillers, & 6-FCU), 3 (2-AHU), 4:(9-FCU), 5 (13 FCU), & 6 (7 FCU). Music (Room 202) and Art (Room 201) Room Improvements Aluminum Covered Walkways Replacement Aluminum Window Replacement: Portables Re-roofing: Buildings 1, 2, 3, 4, 5, 6, 8, 9, & 10

#### BUDGET

	Current Budget	Actuals	Remaining Budget
Design	\$546,860	\$258,694	\$288,166
Construction	\$5,229,254	\$1,251,164	\$3,978,090
FF&E and Technology	\$25,911	\$0	\$25,911
Direct Purchase	\$899,756	\$722,747	\$177,009
Construction Mgmt	\$877,030	\$384,343	\$492,687
Contingency	\$347,189	\$0	\$347,189
Consultants	\$38,000	\$0	\$38,000
Utilities	\$9,000	\$0	\$9,000
<b>Project Total:</b>	<b>\$7,973,000</b>	<b>\$2,616,948</b>	<b>\$5,356,052</b>

#### FLAG:

PHASE	2015	2016	2017	2018	2019	2020	2021	2022	2023	2024	2025	2026
	Q1 Q2 Q3 Q4	Q1 Q2 Q3 Q4	Q1 Q2 Q3 Q4	Q1 Q2 Q3 Q4	Q1 Q2 Q3 Q4	Q1 Q2 Q3 Q4	Q1 Q2 Q3 Q4	Q1 Q2 Q3 Q4	Q1 Q2 Q3 Q4	Q1 Q2 Q3 Q4	Q1 Q2 Q3 Q4	Q1 Q2 Q3 Q4
PROJECT PLANNING												
HIRE DESIGNER												
PROJECT DESIGN												
HIRE CONTRACTOR												
ACTIVE CONSTRUCTION												
CONSTRUCTION CLOSEOUT												

### SCHOOL CHOICE ENHANCEMENT (SCEP)

#### CURRENT PHASE

#### IMPLEMENTATION

#### DELIVERED

Computer carts  
printers  
classroom furniture  
science lab materials  
bulletin boards  
carpet replaced in FISH 301 & blinds

#### BUDGET

\$100,000

#### IN PROGRESS

Coordinating additional proposals.

### MUSIC



COMPLETE

#### SCOPE

325 Instruments Delivered

### TECHNOLOGY



COMPLETE

#### SCOPE

229 Items Delivered

#### TRAFFIC LIGHT INDICATOR OF VARIOUS RISK LEVELS



#### HIGH:

Further analysis should be performed, if this risk still shows unacceptable or medium risk redesign and/or other changes should be introduced to reduce the criticality.

#### MEDIUM:

The risk may be acceptable but redesign or other changes should be considered if reasonably practical.

#### LOW:

The risk is low and further risk reducing measures are not necessary.

## Challenger Elementary School



Address: 5703 NW 94 AVENUE, TAMARAC 33321  
Location Num: 3771  
Board District: 4  
Board Member: Lori Alhadeff  
ADEFP Budget: \$4,041,100  
Total Facilities Budget (Sum of Projects): \$3,555,100

### PRIMARY RENOVATIONS P.002040 SMART Program Renovations

#### CURRENT PHASE

RISK LEVEL

#### ACTIVE CONSTRUCTION



#### PROJECT UPDATE

Currently, work is in progress in the Music and Art Room. Roofing Work has begun in Building 1 hurricane area in order to complete that out of hurricane season. This month roofing work was performed in Building 1 upper deck and Building 2. Fire Alarm Work has not yet begun as it was impacted by resolution of ISS Comments #9945 by GNU pending Owner direction. The project is currently about 12 months behind schedule. Estimated substantial completion is September 23, 2022. Although the Bldg Dept closed for two weeks during the holidays, there was still positive progress this month.

#### PROJECT SCOPE

Fire Alarm Replacement: Building 1 Conversion of Existing Space to Music and/or Art Lab(s) Music Room Renovation Re-roofing: Buildings 1, 2 & 4 HVAC Improvements: Buildings 1, 2 & 4

#### BUDGET

	Current Budget	Actuals	Remaining Budget
Design	\$145,000	\$105,633	\$39,367
Construction	\$2,502,455	\$547,214	\$1,955,241
FF&E and Technology	\$56,323	\$0	\$56,323
Direct Purchase	\$419,945	\$411,044	\$8,901
Construction Mgmt	\$287,830	\$241,275	\$46,555
Contingency	\$137,547	\$0	\$137,547
Consultants	\$6,000	\$6,000	\$0
<b>Project Total:</b>	<b>\$3,555,100</b>	<b>\$1,311,166</b>	<b>\$2,243,934</b>

#### FLAG:

PHASE	2015	2016	2017	2018	2019	2020	2021	2022	2023	2024	2025	2026
	Q1 Q2 Q3 Q4	Q1 Q2 Q3 Q4	Q1 Q2 Q3 Q4	Q1 Q2 Q3 Q4	Q1 Q2 Q3 Q4	Q1 Q2 Q3 Q4	Q1 Q2 Q3 Q4	Q1 Q2 Q3 Q4	Q1 Q2 Q3 Q4	Q1 Q2 Q3 Q4	Q1 Q2 Q3 Q4	Q1 Q2 Q3 Q4
PROJECT PLANNING												
HIRE DESIGNER												
PROJECT DESIGN												
HIRE CONTRACTOR												
ACTIVE CONSTRUCTION												
CONSTRUCTION CLOSEOUT												

### SCHOOL CHOICE ENHANCEMENT (SCEP)

#### CURRENT PHASE

#### IMPLEMENTATION

#### DELIVERED

iPads  
Laptops  
digital marquee

#### BUDGET

\$100,000

#### IN PROGRESS

Playground shades

### MUSIC

#### SCOPE

COMPLETE 889 Instruments Delivered

#### TECHNOLOGY

#### SCOPE

COMPLETE 341 Items Delivered

#### TRAFFIC LIGHT INDICATOR OF VARIOUS RISK LEVELS



**HIGH:**  
Further analysis should be performed, if this risk still shows unacceptable or medium risk redesign and or other changes should be introduced to reduce the criticality.

**MEDIUM:**  
The risk may be acceptable but redesign or other changes should be considered if reasonably practical.

**LOW:**  
The risk is low and further risk reducing measures are not necessary.

## Chapel Trail Elementary School



Address: 19595 TAFT STREET, PEMBROKE PINES 33029  
Location Num: 2961  
Board District: 2  
Board Member: Patricia Good  
ADEFP Budget: \$5,146,650  
Total Facilities Budget (Sum of Projects): \$4,538,436

### PRIMARY RENOVATIONS P.001732 SMART Program Renovations

#### CURRENT PHASE

RISK LEVEL

#### ACTIVE CONSTRUCTION



#### PROJECT UPDATE

- Reroofing 94% complete - Install Drip edge, strip in & Cap Sheet install. - Re-texturizing Bldg. 85 96% complete

#### PROJECT SCOPE

Re-roofing: Buildings 1, 2, 3, 4, 5, 6, & 85. AHU: Buildings 1, 2, & 3 Cooling Tower Building 1 Walkway replacement.

#### BUDGET

	Current Budget	Actuals	Remaining Budget
Design	\$328,444	\$297,785	\$30,659
Construction	\$3,158,529	\$2,612,568	\$545,961
Direct Purchase	\$573,157	\$552,639	\$20,518
Construction Mgmt	\$325,713	\$241,126	\$84,587
Contingency	\$147,713	\$0	\$147,713
Consultants	\$4,880	\$0	\$4,880
<b>Project Total:</b>	<b>\$4,538,436</b>	<b>\$3,704,118</b>	<b>\$834,318</b>

#### FLAG:

PHASE	2015	2016	2017	2018	2019	2020	2021	2022	2023	2024	2025	2026
	Q1 Q2 Q3 Q4	Q1 Q2 Q3 Q4	Q1 Q2 Q3 Q4	Q1 Q2 Q3 Q4	Q1 Q2 Q3 Q4	Q1 Q2 Q3 Q4	Q1 Q2 Q3 Q4	Q1 Q2 Q3 Q4	Q1 Q2 Q3 Q4	Q1 Q2 Q3 Q4	Q1 Q2 Q3 Q4	Q1 Q2 Q3 Q4
PROJECT PLANNING												
HIRE DESIGNER												
PROJECT DESIGN												
HIRE CONTRACTOR												
ACTIVE CONSTRUCTION												
CONSTRUCTION CLOSEOUT												

### SCHOOL CHOICE ENHANCEMENT (SCEP)

#### CURRENT PHASE

COMPLETE

#### DELIVERED

Student laptops  
stage curtains  
bus loop shade  
shade structure

#### BUDGET

\$100,000

### MUSIC

#### SCOPE

280 Instruments Delivered

### TECHNOLOGY

#### SCOPE

324 Items Delivered

#### TRAFFIC LIGHT INDICATOR OF VARIOUS RISK LEVELS



**HIGH:**  
Further analysis should be performed, if this risk still shows unacceptable or medium risk redesign and or other changes should be introduced to reduce the criticality.

**MEDIUM:**  
The risk may be acceptable but redesign or other changes should be considered if reasonably practical.

**LOW:**  
The risk is low and further risk reducing measures are not necessary.

## Charles Drew Elementary School



Address: 1000 NW 31 AVENUE, POMPANO BEACH 33060  
Location Num: 3221  
Board District: 7  
Board Member: Nora Rupert  
ADEFP Budget: \$3,310,000  
Total Facilities Budget (Sum of Projects): \$3,017,000

### PRIMARY RENOVATIONS P.001818 SMART Program Renovations

#### CURRENT PHASE

RISK LEVEL

#### DESIGN



#### PROJECT UPDATE

Project Manager reviewing Amendment Package with PM Checklist package. Project Manager needs more accurate accounting of time related to 4 of 5 Owner added items from approved Amendment #2. Proposed Amendment #3 amount of \$19,349.00, including design fee and reimbursables needs credit money value from A/E for failure to perform timely.

#### PROJECT SCOPE

Roof Replacement: Buildings 1-6, 8, 9, 10. Replacement of existing HVAC units in all buildings. New Fire Sprinklers in Bldg 2 Replace Fire Alarm system in all buildings. Replace existing door hardware in Bldgs. 1-6 and 8.

#### BUDGET

	Current Budget	Actuals	Remaining Budget
Design	\$265,661	\$199,323	\$66,338
Construction	\$1,933,000	\$250	\$1,932,750
Construction Mgmt	\$565,000	\$235,326	\$329,674
Contingency	\$243,339	\$0	\$243,339
Consultants	\$10,000	\$0	\$10,000
<b>Project Total:</b>	<b>\$3,017,000</b>	<b>\$434,899</b>	<b>\$2,582,101</b>

#### FLAG:

PHASE	2015	2016	2017	2018	2019	2020	2021	2022	2023	2024	2025	2026
	Q1 Q2 Q3 Q4	Q1 Q2 Q3 Q4	Q1 Q2 Q3 Q4	Q1 Q2 Q3 Q4	Q1 Q2 Q3 Q4	Q1 Q2 Q3 Q4	Q1 Q2 Q3 Q4	Q1 Q2 Q3 Q4	Q1 Q2 Q3 Q4	Q1 Q2 Q3 Q4	Q1 Q2 Q3 Q4	Q1 Q2 Q3 Q4
PROJECT PLANNING												
HIRE DESIGNER												
PROJECT DESIGN												
HIRE CONTRACTOR												
ACTIVE CONSTRUCTION												
CONSTRUCTION CLOSEOUT												

### SCHOOL CHOICE ENHANCEMENT (SCEP)

#### CURRENT PHASE

COMPLETE

#### DELIVERED

Portable PA system  
trash cans  
Murals  
Two-way radios  
(20) Projectors  
Golf carts  
Cafeteria sound system  
floor mats  
traffic cones  
stage curtains  
office furniture & Picnic Tables

#### BUDGET

\$100,000

### MUSIC

#### SCOPE

127 Instruments Delivered

#### TECHNOLOGY

#### SCOPE

277 Items Delivered

#### TRAFFIC LIGHT INDICATOR OF VARIOUS RISK LEVELS



**HIGH:**  
Further analysis should be performed, if this risk still shows unacceptable or medium risk redesign and or other changes should be introduced to reduce the criticality.

**MEDIUM:**  
The risk may be acceptable but redesign or other changes should be considered if reasonably practical.

**LOW:**  
The risk is low and further risk reducing measures are not necessary.

## Charles Drew Family Resource Center



Address: 2600 NW 9TH COURT, POMPANO BEACH 33060  
Location Num: 301  
Board District: 7  
Board Member: Nora Rupert  
ADEFP Budget: \$3,496,000  
Total Facilities Budget (Sum of Projects): \$3,278,000

### PRIMARY RENOVATIONS P.001848 SMART Program

#### CURRENT PHASE

RISK LEVEL

#### HIRE CONTRACTOR



#### PROJECT UPDATE

The Letter of Recommendation (LOR) was issued on 6/16/2021. The LOR has been extended to 3/16/2022. The project is currently at Procurement, pending advertisement. The project is expected to be advertised on January 20, 2022.

#### PROJECT SCOPE

Re-roofing: Buildings 1, 2, 3, 4, 5, 6, 7, 8, 9, 10 & 13. HVAC Improvements: Buildings 1, 2, 3, 4, 5, 6, 7, 8, & 12. Exterior Wall Renovation: Buildings 2, 3, 4, 6, 7 & 8. Electrical - Connect HVAC Components: Buildings 1, 2, 3, 4, 5, 6, 7 & 8. New Smoke Detectors Interface: Buildings 2 & 5. Media Center Improvements. Cafeteria Improvements.

#### BUDGET

	Current Budget	Actuals	Remaining Budget
Design	\$232,000	\$168,336	\$63,664
Construction	\$2,300,000	\$132	\$2,299,868
Construction Mgmt	\$369,200	\$369,200	\$0
Contingency	\$357,800	\$0	\$357,800
Consultants	\$19,000	\$0	\$19,000
<b>Project Total:</b>	<b>\$3,278,000</b>	<b>\$537,668</b>	<b>\$2,740,332</b>

#### FLAG:

PHASE	2015	2016	2017	2018	2019	2020	2021	2022	2023	2024	2025	2026
	Q1 Q2 Q3 Q4	Q1 Q2 Q3 Q4	Q1 Q2 Q3 Q4	Q1 Q2 Q3 Q4	Q1 Q2 Q3 Q4	Q1 Q2 Q3 Q4	Q1 Q2 Q3 Q4	Q1 Q2 Q3 Q4	Q1 Q2 Q3 Q4	Q1 Q2 Q3 Q4	Q1 Q2 Q3 Q4	Q1 Q2 Q3 Q4
PROJECT PLANNING												
HIRE DESIGNER												
PROJECT DESIGN												
HIRE CONTRACTOR												
ACTIVE CONSTRUCTION												
CONSTRUCTION CLOSEOUT												

### SCHOOL CHOICE ENHANCEMENT (SCEP)

#### CURRENT PHASE

#### BUDGET

COMPLETE

\$100,000

#### DELIVERED

Front Office Renovation  
Microphones  
Office Furniture  
(8) Elmo Boards  
(6) Speakers  
Printers  
Outdoor Benches & (12) ThinkPad's

#### TRAFFIC LIGHT INDICATOR OF VARIOUS RISK LEVELS



**HIGH:**  
Further analysis should be performed, if this risk still shows unacceptable or medium risk redesign and or other changes should be introduced to reduce the criticality.

**MEDIUM:**  
The risk may be acceptable but redesign or other changes should be considered if reasonably practical.

**LOW:**  
The risk is low and further risk reducing measures are not necessary.

## Charles W. Flanagan High School



Address: 12800 TAFT STREET, PEMBROKE PINES 33028  
Location Num: 3391  
Board District: 2  
Board Member: Patricia Good  
ADEFP Budget: \$17,029,361  
Total Facilities Budget (Sum of Projects): \$15,326,362

### PRIMARY RENOVATIONS P.001847 SMART Program Renovations

#### CURRENT PHASE

RISK LEVEL

#### CONSTRUCTION CLOSEOUT



#### PROJECT UPDATE

Substantial completion of this project was achieved on 1/3/2020. The project currently has pending change orders for review. An ASI for Sunshades and Fence Calculations was sent to the AE/GC for revision for missing stamps. Shop drawings for an emergency generator were approved by the Building Dept. Most of the closeout documents have been received and a reminder was sent to the GC and AE. Both 6-months and 12-months warranty has been completed on this job.

#### PROJECT SCOPE

Aluminum Covered Walkways Replacement: Campus-wide Classroom Addition Aluminum Window Replacement: Buildings 1, 2, 3 & 9 Re-roofing: Buildings 3 (including new decking), 5 (including new decking), 7 & 8 (including new decking) HVAC Improvements: Buildings 1, (Test & Balance), 2 (Exhaust Hoods, Roof Condenser, and Test & Balance), 3 (Circulating Pump, Chiller & Cooling Tower) 4 (Test & Balance), 5 (Test & Balance), 6 (Test & Balance), 8 (Exhaust Fan & Test & Balance), 9 (Test & Balance), & 11 (Controls, Electric Heater, Window AC Unit)

#### BUDGET

	Current Budget	Actuals	Remaining Budget
Design	\$590,000	\$570,064	\$19,936
Construction	\$10,293,877	\$9,189,030	\$1,104,847
FF&E and Technology	\$739,335	\$739,192	\$143
Direct Purchase	\$1,722,818	\$1,682,143	\$40,675
Construction Mgmt	\$1,814,895	\$1,783,895	\$31,000
Contingency	\$142,864	\$0	\$142,864
Consultants	\$22,573	\$13,497	\$9,076
<b>Project Total:</b>	<b>\$15,326,362</b>	<b>\$13,977,821</b>	<b>\$1,348,541</b>

#### FLAG:

PHASE	2015	2016	2017	2018	2019	2020	2021	2022	2023	2024	2025	2026
	Q1 Q2 Q3 Q4	Q1 Q2 Q3 Q4	Q1 Q2 Q3 Q4	Q1 Q2 Q3 Q4	Q1 Q2 Q3 Q4	Q1 Q2 Q3 Q4	Q1 Q2 Q3 Q4	Q1 Q2 Q3 Q4	Q1 Q2 Q3 Q4	Q1 Q2 Q3 Q4	Q1 Q2 Q3 Q4	Q1 Q2 Q3 Q4
PROJECT PLANNING												
HIRE DESIGNER												
PROJECT DESIGN												
HIRE CONTRACTOR												
ACTIVE CONSTRUCTION												
CONSTRUCTION CLOSEOUT												

### PRIMARY RENOVATIONS P.002589 Re-Roofing Building 4

#### CURRENT PHASE

RISK LEVEL

#### ACTIVE CONSTRUCTION



#### PROJECT UPDATE

-Building 4 roof is dried-in and metalwork has been completed. The building is now available for use by students. -The tile work for the roof is on hold, due to a nationwide shortage of approved tile adhesive and tile.

#### PROJECT SCOPE

-Emergency reroof on Building 4. This is a non-GOB, PPO contract project.

#### FLAG:

PHASE	2015	2016	2017	2018	2019	2020	2021	2022	2023	2024	2025	2026
	Q1 Q2 Q3 Q4	Q1 Q2 Q3 Q4	Q1 Q2 Q3 Q4	Q1 Q2 Q3 Q4	Q1 Q2 Q3 Q4	Q1 Q2 Q3 Q4	Q1 Q2 Q3 Q4	Q1 Q2 Q3 Q4	Q1 Q2 Q3 Q4	Q1 Q2 Q3 Q4	Q1 Q2 Q3 Q4	Q1 Q2 Q3 Q4
ACTIVE CONSTRUCTION												
CONSTRUCTION CLOSEOUT												

#### TRAFFIC LIGHT INDICATOR OF VARIOUS RISK LEVELS



**HIGH:**  
Further analysis should be performed, if this risk still shows unacceptable or medium risk redesign and/or other changes should be introduced to reduce the criticality.

**MEDIUM:**  
The risk may be acceptable but redesign or other changes should be considered if reasonably practical.

**LOW:**  
The risk is low and further risk reducing measures are not necessary.

## Charles W. Flanagan High School



Address 12800 TAFT STREET, PEMBROKE PINES 33028  
Location Num: 3391  
Board District: 2  
Board Member: Patricia Good  
ADEFP Budget: \$17,029,361  
Total Facilities Budget (Sum of Projects): \$15,326,362

### SCHOOL CHOICE ENHANCEMENT (SCEP)

#### CURRENT PHASE

##### COMPLETE

##### DELIVERED

Floor scrubber  
hedger  
trimmer  
blower  
two-way radios  
ID machine  
Recordex  
golf carts  
two-way radio batteries  
digital marquee

#### BUDGET

\$100,000

##### IN PROGRESS

Office furniture

### ATHLETICS

#### ✓ COMPLETE SCOPE

Track, Weight Room

### MUSIC

#### ✓ COMPLETE SCOPE

210 Instruments Delivered

### TECHNOLOGY

#### ✓ COMPLETE SCOPE

600 Items Delivered

#### TRAFFIC LIGHT INDICATOR OF VARIOUS RISK LEVELS



##### HIGH:

Further analysis should be performed, if this risk still shows unacceptable or medium risk redesign and or other changes should be introduced to reduce the criticality.

##### MEDIUM:

The risk may be acceptable but redesign or other changes should be considered if reasonably practical.

##### LOW:

The risk is low and further risk reducing measures are not necessary.

## Coconut Creek Elementary School



Address: 500 NW 45 AVENUE, COCONUT CREEK 33066  
Location Num: 1421  
Board District: 7  
Board Member: Nora Rupert  
ADEFP Budget: \$5,503,761  
Total Facilities Budget (Sum of Projects): \$4,842,000

### PRIMARY RENOVATIONS P.001753 GOB Renovations

#### CURRENT PHASE

RISK LEVEL

#### HIRE CONTRACTOR



#### PROJECT UPDATE

Letter of Recommendation (LOR) has been extended to 4/23/2022. The project is at Procurement, pending to be advertised. the project is expected to be advertised on January 10, 2022.

#### PROJECT SCOPE

Auditorium seating - ADA compliance Security upgrades - Add CCTV Cameras Campus-wide Fire Alarm System replacement Stem Lab Improvement Media Center & Restroom Improvements HVAC Improvements: Buildings 1 (Enclose and air-condition main corridor), 2 (Circulating Pump & AHU), 3 (1-Window A/C Unit), 4 (Exhaust Hoods), 5 (1-Window A/C Unit), 7 (Replace 5 Large Pumps), 8 (Upgrade Minor Controls), & 9 (Upgrade Minor Controls). Re-roofing: Buildings 4, 5, 6, 7 & 9 Exterior Paint: Buildings 3 & 8 Door & Hardware Replacement: Building 8 Replace Fire Alarm System (including electrical connection in Buildings 2, 4, & 9)

#### BUDGET

	Current Budget	Actuals	Remaining Budget
Design	\$354,774	\$242,503	\$112,271
Construction	\$3,469,000	\$696,585	\$2,772,415
FF&E and Technology	\$11,286	\$1,286	\$10,000
Construction Mgmt	\$599,714	\$599,714	\$0
Contingency	\$373,226	\$0	\$373,226
Consultants	\$25,000	\$6,107	\$18,893
Utilities	\$9,000	\$0	\$9,000
<b>Project Total:</b>	<b>\$4,842,000</b>	<b>\$1,546,195</b>	<b>\$3,295,805</b>

#### FLAG:

PHASE	2015	2016	2017	2018	2019	2020	2021	2022	2023	2024	2025	2026
	Q1 Q2 Q3 Q4	Q1 Q2 Q3 Q4	Q1 Q2 Q3 Q4	Q1 Q2 Q3 Q4	Q1 Q2 Q3 Q4	Q1 Q2 Q3 Q4	Q1 Q2 Q3 Q4	Q1 Q2 Q3 Q4	Q1 Q2 Q3 Q4	Q1 Q2 Q3 Q4	Q1 Q2 Q3 Q4	Q1 Q2 Q3 Q4
PROJECT PLANNING												
HIRE DESIGNER												
PROJECT DESIGN												
HIRE CONTRACTOR												
ACTIVE CONSTRUCTION												
CONSTRUCTION CLOSEOUT												

### SCHOOL CHOICE ENHANCEMENT (SCEP)

#### CURRENT PHASE

COMPLETE

#### DELIVERED

TVs  
playground upgrades  
outdoor benches & table

#### BUDGET

\$100,000

### MUSIC

#### SCOPE

COMPLETE 663 Instruments Delivered

#### TECHNOLOGY

#### SCOPE

COMPLETE 436 Items Delivered

#### TRAFFIC LIGHT INDICATOR OF VARIOUS RISK LEVELS



**HIGH:**  
Further analysis should be performed, if this risk still shows unacceptable or medium risk redesign and or other changes should be introduced to reduce the criticality.

**MEDIUM:**  
The risk may be acceptable but redesign or other changes should be considered if reasonably practical.

**LOW:**  
The risk is low and further risk reducing measures are not necessary.

## Coconut Creek High School



Address: 1400 NW 44 AVENUE, COCONUT CREEK 33066  
Location Num: 1681  
Board District: 7  
Board Member: Nora Rupert  
ADEFP Budget: \$5,985,907  
Total Facilities Budget (Sum of Projects):

### PRIMARY RENOVATIONS P.001480 Fire Hydrant

#### CURRENT PHASE

RISK LEVEL

#### HIRE CONTRACTOR



#### PROJECT UPDATE

The Letter of Recommendation (LOR) was issued on 7/23/2021 and the LOR has been extended to 4/21/2022. The Project was sent to Procurement and is pending advertisement. This project is to be combined with the main GOB Project- P.001753 as one hard bid. This project is expected to advertise on January 10, 2022.

#### PROJECT SCOPE

Fire Sprinkler main loop and one fire hydrant.

#### FLAG:

PHASE	2015				2016				2017				2018				2019				2020				2021				2022				2023				2024				2025				2026			
	Q1	Q2	Q3	Q4	Q1	Q2	Q3	Q4	Q1	Q2	Q3	Q4	Q1	Q2	Q3	Q4	Q1	Q2	Q3	Q4	Q1	Q2	Q3	Q4	Q1	Q2	Q3	Q4	Q1	Q2	Q3	Q4	Q1	Q2	Q3	Q4	Q1	Q2	Q3	Q4	Q1	Q2	Q3	Q4	Q1	Q2	Q3	Q4
PROJECT PLANNING																																																
HIRE DESIGNER																																																
PROJECT DESIGN																																																
HIRE CONTRACTOR																																																
ACTIVE CONSTRUCTION																																																
CONSTRUCTION CLOSEOUT																																																

### SCHOOL CHOICE ENHANCEMENT (SCEP)

#### CURRENT PHASE

COMPLETE

#### DELIVERED

Projectors  
auditorium sound system  
cafeteria tables  
laptop carts  
laptops  
projector screen & auditorium projector

#### BUDGET

\$100,000

### ATHLETICS

✓ SCOPE  
COMPLETE Weight Room

### MUSIC

✓ SCOPE  
COMPLETE 323 Instruments Delivered

### TECHNOLOGY

✓ SCOPE  
COMPLETE 526 Items Delivered

#### TRAFFIC LIGHT INDICATOR OF VARIOUS RISK LEVELS



**HIGH:**  
Further analysis should be performed, if this risk still shows unacceptable or medium risk redesign and or other changes should be introduced to reduce the criticality.

**MEDIUM:**  
The risk may be acceptable but redesign or other changes should be considered if reasonably practical.

**LOW:**  
The risk is low and further risk reducing measures are not necessary.

## Coconut Palm Elementary School



Address: 13601 MONARCH LAKES BOULEVARD, MIRAMAR 33027  
Location Num: 3741  
Board District: 2  
Board Member: Patricia Good  
ADEFP Budget: \$1,599,000  
Total Facilities Budget (Sum of Projects): \$2,700,300

### PRIMARY RENOVATIONS P.002088 SMART Program Renovations

#### CURRENT PHASE

RISK LEVEL

#### HIRE CONTRACTOR



#### PROJECT UPDATE

Preconstruction Meeting was held on 12/14/21. Contractor will commence with shop drawing submittals.

#### PROJECT SCOPE

Electrical Improvements: Building 1 Fascia Repair: Buildings 1, 3, & 6 Testing and Balancing: Buildings 1, 3 & 6 Window Replacement: Buildings 3 & 6 Electrical Improvements: Buildings 6 & 7

#### BUDGET

	Current Budget	Actuals	Remaining Budget
Design	\$151,000	\$104,663	\$46,337
Construction	\$2,171,000	\$698	\$2,170,302
Construction Mgmt	\$263,850	\$144,938	\$118,912
Contingency	\$112,300	\$0	\$112,300
Consultants	\$2,150	\$1,794	\$356
<b>Project Total:</b>	<b>\$2,700,300</b>	<b>\$252,093</b>	<b>\$2,448,207</b>

#### FLAG:

PHASE	2015	2016	2017	2018	2019	2020	2021	2022	2023	2024	2025	2026
	Q1 Q2 Q3 Q4	Q1 Q2 Q3 Q4	Q1 Q2 Q3 Q4	Q1 Q2 Q3 Q4	Q1 Q2 Q3 Q4	Q1 Q2 Q3 Q4	Q1 Q2 Q3 Q4	Q1 Q2 Q3 Q4	Q1 Q2 Q3 Q4	Q1 Q2 Q3 Q4	Q1 Q2 Q3 Q4	Q1 Q2 Q3 Q4
PROJECT PLANNING												
HIRE DESIGNER												
PROJECT DESIGN												
HIRE CONTRACTOR												
ACTIVE CONSTRUCTION												
CONSTRUCTION CLOSEOUT												

### SCHOOL CHOICE ENHANCEMENT (SCEP)

#### CURRENT PHASE

COMPLETE

#### DELIVERED

PIP rubber surfacing  
basketball shade structure  
iphone submaster station  
Recordex  
(2) AC adapters & Laptops

#### BUDGET

\$100,000

### MUSIC

#### SCOPE

COMPLETE 372 Instruments Delivered

#### TECHNOLOGY

#### SCOPE

COMPLETE 300 Items Delivered

#### TRAFFIC LIGHT INDICATOR OF VARIOUS RISK LEVELS



**HIGH:**  
Further analysis should be performed, if this risk still shows unacceptable or medium risk redesign and or other changes should be introduced to reduce the criticality.

**MEDIUM:**  
The risk may be acceptable but redesign or other changes should be considered if reasonably practical.

**LOW:**  
The risk is low and further risk reducing measures are not necessary.

## Colbert Museum Magnet



Address: 2702 FUNSTON ST., HOLLYWOOD 33020  
Location Num: 231  
Board District: 1  
Board Member: Ann Murray  
ADEFP Budget: \$1,921,903  
Total Facilities Budget (Sum of Projects): \$1,590,903

### PRIMARY RENOVATIONS P.001937 SMART Program Renovations

#### CURRENT PHASE

RISK LEVEL

#### ACTIVE CONSTRUCTION



#### PROJECT UPDATE

-12/9: PMOR PM requested the status of CO#2 (lightning protection) from GC. GC stated that a new PM will be taking over the project. -12/13: The AE submitted the 01250g and h forms to all required parties. -12/14: The PMOR-PM picked up the signed 0110B from the Building Dept. and gave it to the PMOR-APM for Closeouts to obtain the Superintendent's signature. -12/15: The Commissioning (Cx) Agent requested Receiving Reports (RRs) and Notices of Readiness (NORs) forms for the two Building 12 DX (mini-split) units. The PMOR-PM submitted the RRs and NORs to the GC to complete. -12/17: The PMOR-PM distributed the fully executed 01770e to all appropriate parties. -12/27: The Cx forms were submitted by the PMOR-PM to the Cx Agent.

#### PROJECT SCOPE

-Reroofing: Building 8 -HVAC Improvements: Building 12

#### BUDGET

	Current Budget	Actuals	Remaining Budget
Design	\$64,600	\$57,438	\$7,162
Construction	\$1,079,410	\$1,056,600	\$22,810
Direct Purchase	\$192,958	\$192,958	\$0
Construction Mgmt	\$155,637	\$127,513	\$28,124
Contingency	\$88,498	\$0	\$88,498
Consultants	\$9,800	\$0	\$9,800
<b>Project Total:</b>	<b>\$1,590,903</b>	<b>\$1,434,509</b>	<b>\$156,394</b>

#### FLAG: Schedule, REASON: Owner Delays

PHASE	2015	2016	2017	2018	2019	2020	2021	2022	2023	2024	2025	2026
	Q1 Q2 Q3 Q4	Q1 Q2 Q3 Q4	Q1 Q2 Q3 Q4	Q1 Q2 Q3 Q4	Q1 Q2 Q3 Q4	Q1 Q2 Q3 Q4	Q1 Q2 Q3 Q4	Q1 Q2 Q3 Q4	Q1 Q2 Q3 Q4	Q1 Q2 Q3 Q4	Q1 Q2 Q3 Q4	Q1 Q2 Q3 Q4
PROJECT PLANNING												
HIRE DESIGNER												
PROJECT DESIGN												
HIRE CONTRACTOR												
ACTIVE CONSTRUCTION												
CONSTRUCTION CLOSEOUT												

### SCHOOL CHOICE ENHANCEMENT (SCEP)

#### CURRENT PHASE

COMPLETE

#### DELIVERED

Laptops  
laptop carts  
Recorder  
camera  
microphone  
media center chairs  
shade structure

#### BUDGET

\$100,000

#### IN PROGRESS

Digital Marquee

### MUSIC

#### SCOPE

COMPLETE 249 Instruments Delivered

#### TECHNOLOGY

#### SCOPE

COMPLETE 321 Items Delivered

#### TRAFFIC LIGHT INDICATOR OF VARIOUS RISK LEVELS



**HIGH:**  
Further analysis should be performed, if this risk still shows unacceptable or medium risk redesign and or other changes should be introduced to reduce the criticality.

**MEDIUM:**  
The risk may be acceptable but redesign or other changes should be considered if reasonably practical.

**LOW:**  
The risk is low and further risk reducing measures are not necessary.

## Collins Elementary School



Address: 1050 NW 2 STREET, DANIA 33004  
Location Num: 331  
Board District: 1  
Board Member: Ann Murray  
ADEFP Budget: \$2,718,300  
Total Facilities Budget (Sum of Projects): \$2,533,152

### PRIMARY RENOVATIONS P.001659 SMART Program Renovations and Restroom Renovations

#### CURRENT PHASE

RISK LEVEL

#### ACTIVE CONSTRUCTION



#### PROJECT UPDATE

Contractor continues the submittal process for Fire Alarm and Kitchen Hood Exhaust. Building 3 roof is on-going and is 90% complete. Permanent restroom design is underway and the temp restroom submittal has been resubmitted for final approval.

#### PROJECT SCOPE

Roofing: Buildings 3, 10, & 85 Kitchen Hood and Air Condition Installation: Building 3 Group Restroom Renovations: Building 4 Door Hardware Replacement: Campuswide Emergency Lighting Replacement Media Center Renovations: Building 1 Fire Alarm Replacement: Campus wide Miscellaneous Electrical improvements

#### BUDGET

	Current Budget	Actuals	Remaining Budget
Design	\$262,607	\$138,042	\$124,565
Construction	\$1,894,152	\$880,396	\$1,013,756
FF&E and Technology	\$20,385	\$18,972	\$1,413
Direct Purchase	\$102,067	\$61,638	\$40,429
Construction Mgmt	\$188,332	\$188,331	\$1
Contingency	\$50,609	\$0	\$50,609
Consultants	\$15,000	\$12,975	\$2,025
<b>Project Total:</b>	<b>\$2,533,152</b>	<b>\$1,300,354</b>	<b>\$1,232,798</b>

#### FLAG:

PHASE	2015	2016	2017	2018	2019	2020	2021	2022	2023	2024	2025	2026
	Q1 Q2 Q3 Q4	Q1 Q2 Q3 Q4	Q1 Q2 Q3 Q4	Q1 Q2 Q3 Q4	Q1 Q2 Q3 Q4	Q1 Q2 Q3 Q4	Q1 Q2 Q3 Q4	Q1 Q2 Q3 Q4	Q1 Q2 Q3 Q4	Q1 Q2 Q3 Q4	Q1 Q2 Q3 Q4	Q1 Q2 Q3 Q4
PROJECT PLANNING												
HIRE DESIGNER												
PROJECT DESIGN												
HIRE CONTRACTOR												
ACTIVE CONSTRUCTION												
CONSTRUCTION CLOSEOUT												

### SCHOOL CHOICE ENHANCEMENT (SCEP)

#### CURRENT PHASE

COMPLETE

#### DELIVERED

Document cameras  
printers  
outdoor bulletin boards  
two-way radios  
projector screen  
murals  
laptops  
Recordex & Digital marquee

#### BUDGET

\$100,000

### TECHNOLOGY

✓ COMPLETE

#### SCOPE

151 Items Delivered

#### TRAFFIC LIGHT INDICATOR OF VARIOUS RISK LEVELS



**HIGH:**  
Further analysis should be performed, if this risk still shows unacceptable or medium risk redesign and or other changes should be introduced to reduce the criticality.

**MEDIUM:**  
The risk may be acceptable but redesign or other changes should be considered if reasonably practical.

**LOW:**  
The risk is low and further risk reducing measures are not necessary.

## Cooper City Elementary School



Address: 5080 SW 92 AVENUE, COOPER CITY 33328  
Location Num: 1211  
Board District: 6  
Board Member: Laurie Rich Levinson  
ADEFP Budget: \$1,660,238  
Total Facilities Budget (Sum of Projects): \$1,177,238

### PRIMARY RENOVATIONS P.002150 SMART Program Renovations

#### CURRENT PHASE

RISK LEVEL

#### ACTIVE CONSTRUCTION



#### PROJECT UPDATE

The contractor is working on revisions to the fire alarm shop drawings. Replacement of Chilled water pumps are completed. The ADA restroom renovations began and are progressing. Contractor completed the exterior door hardware replacements.

#### PROJECT SCOPE

Building Envelope Improvements inclusive of exterior door hardware replacement and reroofing of Bldg. 85. HVAC improvements inclusive of chiller pump exhaust fan replacements and campus-wide Test & Balance. Campus-wide Fire Alarm Replacement. Media Center and ADA restroom renovations.

#### BUDGET

	Current Budget	Actuals	Remaining Budget
Design	\$99,000	\$60,362	\$38,638
Construction	\$855,465	\$300,809	\$554,656
FF&E and Technology	\$49,079	\$36,439	\$12,640
Construction Mgmt	\$124,000	\$82,456	\$41,544
Contingency	\$42,194	\$0	\$42,194
Consultants	\$7,500	\$5,062	\$2,438
<b>Project Total:</b>	<b>\$1,177,238</b>	<b>\$485,128</b>	<b>\$692,110</b>

#### FLAG:

PHASE	2015	2016	2017	2018	2019	2020	2021	2022	2023	2024	2025	2026
	Q1 Q2 Q3 Q4	Q1 Q2 Q3 Q4	Q1 Q2 Q3 Q4	Q1 Q2 Q3 Q4	Q1 Q2 Q3 Q4	Q1 Q2 Q3 Q4	Q1 Q2 Q3 Q4	Q1 Q2 Q3 Q4	Q1 Q2 Q3 Q4	Q1 Q2 Q3 Q4	Q1 Q2 Q3 Q4	Q1 Q2 Q3 Q4
PROJECT PLANNING												
HIRE DESIGNER												
PROJECT DESIGN												
HIRE CONTRACTOR												
ACTIVE CONSTRUCTION												
CONSTRUCTION CLOSEOUT												

### SCHOOL CHOICE ENHANCEMENT (SCEP)

#### CURRENT PHASE

#### IMPLEMENTATION

#### DELIVERED

Golf Cart  
floor replacement  
reception area furniture  
Principal's office furniture  
chairs  
laptops  
EarthWalk Cart  
cart cable management  
Motorola digital portable radios  
playground windscreen  
signage TV  
desktops

#### BUDGET

\$100,000

#### IN PROGRESS

Exterior water fountain outside FISH 162

### MUSIC



COMPLETE

#### SCOPE

319 Instruments Delivered

### TECHNOLOGY



COMPLETE

#### SCOPE

198 Items Delivered

#### TRAFFIC LIGHT INDICATOR OF VARIOUS RISK LEVELS



#### HIGH:

Further analysis should be performed, if this risk still shows unacceptable or medium risk redesign and/or other changes should be introduced to reduce the criticality.

#### MEDIUM:

The risk may be acceptable but redesign or other changes should be considered if reasonably practical.

#### LOW:

The risk is low and further risk reducing measures are not necessary.

## Cooper City High School



Address: 9401 STIRLING ROAD, COOPER CITY 33328  
Location Num: 1931  
Board District: 6  
Board Member: Laurie Rich Levinson  
ADEFP Budget: \$12,055,872  
Total Facilities Budget (Sum of Projects): \$8,609,000

### PRIMARY RENOVATIONS P.002133 SMART Program Renovations

#### CURRENT PHASE

RISK LEVEL

#### HIRE CONTRACTOR



#### PROJECT UPDATE

The Design Project Manager needs set up a transition meeting with AECOM Team Leader.

#### PROJECT SCOPE

Re-roofing: Buildings 13, 21 & 22. Replace or Repair Doors: Buildings 3, 4, 5, 7, 8, 9, 10, & 13. Replace or Repair Windows: Buildings 4, & 10. Restroom Renovations: Buildings 3, 5, 6, & 8. Electrical Improvements- Transformers, Switchgear, Sub Panels, Lighting replacement Fire Sprinklers: Buildings 4, 6, 9, & 16 with civil work site tie-in. HVAC Improvements: Buildings 6 & 16 Auditorium Accessibility STEM Lab Improvements- Robotics and Cyber Security Labs Renovation

#### BUDGET

	Current Budget	Actuals	Remaining Budget
Design	\$640,000	\$406,455	\$233,545
Construction	\$6,080,000	\$0	\$6,080,000
Construction Mgmt	\$1,024,990	\$731,263	\$293,727
Contingency	\$831,010	\$0	\$831,010
Consultants	\$15,000	\$9,660	\$5,340
Utilities	\$18,000	\$0	\$18,000
<b>Project Total:</b>	<b>\$8,609,000</b>	<b>\$1,147,378</b>	<b>\$7,461,622</b>

#### FLAG:

PHASE	2015	2016	2017	2018	2019	2020	2021	2022	2023	2024	2025	2026
	Q1 Q2 Q3 Q4	Q1 Q2 Q3 Q4	Q1 Q2 Q3 Q4	Q1 Q2 Q3 Q4	Q1 Q2 Q3 Q4	Q1 Q2 Q3 Q4	Q1 Q2 Q3 Q4	Q1 Q2 Q3 Q4	Q1 Q2 Q3 Q4	Q1 Q2 Q3 Q4	Q1 Q2 Q3 Q4	Q1 Q2 Q3 Q4
PROJECT PLANNING												
HIRE DESIGNER												
PROJECT DESIGN												
HIRE CONTRACTOR												
ACTIVE CONSTRUCTION												
CONSTRUCTION CLOSEOUT												

### SCHOOL CHOICE ENHANCEMENT (SCEP)

#### CURRENT PHASE

IMPLEMENTATION

#### BUDGET

\$100,000

#### IN PROGRESS

Coordinating proposals

### ATHLETICS

✓ **SCOPE**  
COMPLETE Weight Room

### MUSIC

✓ **SCOPE**  
COMPLETE 166 Instruments Delivered

### TECHNOLOGY

✓ **SCOPE**  
COMPLETE 150 Items Delivered

#### TRAFFIC LIGHT INDICATOR OF VARIOUS RISK LEVELS



**HIGH:**  
Further analysis should be performed, if this risk still shows unacceptable or medium risk redesign and or other changes should be introduced to reduce the criticality.  
**MEDIUM:**  
The risk may be acceptable but redesign or other changes should be considered if reasonably practical.  
**LOW:**  
The risk is low and further risk reducing measures are not necessary.

## Coral Cove Elementary School



Address: 5100 SW 148 AVENUE, MIRAMAR 33027  
 Location Num: 2011  
 Board District: 2  
 Board Member: Patricia Good  
 ADEFP Budget: \$698,000  
 Total Facilities Budget (Sum of Projects):

### SCHOOL CHOICE ENHANCEMENT (SCEP)

#### CURRENT PHASE

COMPLETE

#### DELIVERED

(46) LCD projectors ceiling mounted

#### BUDGET

\$100,000

### MUSIC

✓  
COMPLETE

#### SCOPE

311 Instruments Delivered

### TECHNOLOGY

✓  
COMPLETE

#### SCOPE

536 Items Delivered

#### TRAFFIC LIGHT INDICATOR OF VARIOUS RISK LEVELS



##### HIGH:

Further analysis should be performed, if this risk still shows unacceptable or medium risk redesign and or other changes should be introduced to reduce the criticality.

##### MEDIUM:

The risk may be acceptable but redesign or other changes should be considered if reasonably practical.

##### LOW:

The risk is low and further risk reducing measures are not necessary.

## Coral Glades High School



Address: 2700 SPORTSPLEX DRIVE, CORAL SPRINGS 33065  
Location Num: 3861  
Board District: 4  
Board Member: Lori Alhadeff  
ADEFP Budget: \$3,621,000  
Total Facilities Budget (Sum of Projects): \$6,752,775

### PRIMARY RENOVATIONS P.002080 SMART Program Renovations

#### CURRENT PHASE

RISK LEVEL

#### ACTIVE CONSTRUCTION



#### PROJECT UPDATE

Letter of Recommendation (LOR) has been extended through April 9, 2022. The project was advertised on 8/17/2021, and the Bid Opening date was extended to 10/8/2021. The project went to the Board, and LEGO Construction was awarded this project.

#### PROJECT SCOPE

Re-Roofing: Building 1, 2, & 3 Test and Balancing: Building 1 MEP support for Re-roofing: Buildings 1 & 3. Remove and Reinstall the Existing Lightning Protection System: Buildings 1, 2, & 3 Test and Balancing: Building 4

#### BUDGET

	Current Budget	Actuals	Remaining Budget
Design	\$215,000	\$129,796	\$85,204
Construction	\$5,603,775	\$291	\$5,603,484
Construction Mgmt	\$621,000	\$318,134	\$302,866
Contingency	\$293,000	\$0	\$293,000
Consultants	\$20,000	\$5,263	\$14,737
<b>Project Total:</b>	<b>\$6,752,775</b>	<b>\$453,484</b>	<b>\$6,299,291</b>

#### FLAG: BUDGET, Reason: Budget Adjustment

PHASE	2015				2016				2017				2018				2019				2020				2021				2022				2023				2024				2025				2026			
	Q1	Q2	Q3	Q4	Q1	Q2	Q3	Q4	Q1	Q2	Q3	Q4	Q1	Q2	Q3	Q4	Q1	Q2	Q3	Q4	Q1	Q2	Q3	Q4	Q1	Q2	Q3	Q4	Q1	Q2	Q3	Q4	Q1	Q2	Q3	Q4	Q1	Q2	Q3	Q4	Q1	Q2	Q3	Q4				
PROJECT PLANNING																																																
HIRE DESIGNER																																																
PROJECT DESIGN																																																
HIRE CONTRACTOR																																																
ACTIVE CONSTRUCTION																																																
CONSTRUCTION CLOSEOUT																																																

### SCHOOL CHOICE ENHANCEMENT (SCEP)

#### CURRENT PHASE

#### COMPLETE

#### DELIVERED

Laptop carts  
laptops & cart cable management

#### BUDGET

\$100,000

#### IN PROGRESS

Media Center furniture

### ATHLETICS



COMPLETE

#### SCOPE

Weight Room

### MUSIC



COMPLETE

#### SCOPE

360 Instruments Delivered

### TECHNOLOGY



COMPLETE

#### SCOPE

829 Items Delivered

#### TRAFFIC LIGHT INDICATOR OF VARIOUS RISK LEVELS



#### HIGH:

Further analysis should be performed, if this risk still shows unacceptable or medium risk redesign and/or other changes should be introduced to reduce the criticality.

#### MEDIUM:

The risk may be acceptable but redesign or other changes should be considered if reasonably practical.

#### LOW:

The risk is low and further risk reducing measures are not necessary.

## Coral Park Elementary School



Address: 8401 WESTVIEW DRIVE, CORAL SPRINGS 33067  
Location Num: 3041  
Board District: 4  
Board Member: Lori Alhadeff  
ADEFP Budget: \$5,312,071  
Total Facilities Budget (Sum of Projects): \$1,332,450

### PRIMARY RENOVATIONS P.002045 SMART Program Renovations

#### CURRENT PHASE

RISK LEVEL

#### ACTIVE CONSTRUCTION



#### PROJECT UPDATE

GC secured the area to be trenched for fire sprinkler work with temporary fencing or orange barrier with adequate supports. GC shall not proceed with excavation until the area is secured. Fire Sprinkler materials to be inspected by BCPS inspectors before work proceeds. Excavation for fire hydrant in progress Excavation of FDC in progress Underground fire line is installed 100% Back flow preventer will need to be certified and documentation provided Ceiling work and inspections are ongoing to complete the interior work

#### PROJECT SCOPE

Re-Roofing Building 12 New Structural Cabling for Rooftop Equipment Exterior Painting: Buildings 2, 3, 6, 9, and 85 Fire protection: Building 4 Flow and tamper switch connection to the existing fire alarm. Exterior hardware in all buildings.

#### BUDGET

	Current Budget	Actuals	Remaining Budget
Design	\$231,190	\$154,108	\$77,082
Construction	\$852,140	\$520,555	\$331,585
Construction Mgmt	\$147,983	\$147,983	\$0
Contingency	\$83,037	\$0	\$83,037
Consultants	\$15,000	\$11,203	\$3,797
Utilities	\$3,100	\$0	\$3,100
<b>Project Total:</b>	<b>\$1,332,450</b>	<b>\$833,849</b>	<b>\$498,601</b>

#### FLAG:

PHASE	2015	2016	2017	2018	2019	2020	2021	2022	2023	2024	2025	2026
	Q1 Q2 Q3 Q4	Q1 Q2 Q3 Q4	Q1 Q2 Q3 Q4	Q1 Q2 Q3 Q4	Q1 Q2 Q3 Q4	Q1 Q2 Q3 Q4	Q1 Q2 Q3 Q4	Q1 Q2 Q3 Q4	Q1 Q2 Q3 Q4	Q1 Q2 Q3 Q4	Q1 Q2 Q3 Q4	Q1 Q2 Q3 Q4
PROJECT PLANNING												
HIRE DESIGNER												
PROJECT DESIGN												
HIRE CONTRACTOR												
ACTIVE CONSTRUCTION												
CONSTRUCTION CLOSEOUT												

### SCHOOL CHOICE ENHANCEMENT (SCEP)

#### CURRENT PHASE

#### IMPLEMENTATION

#### DELIVERED

Classroom chairs  
storefront and electric strike & wind screen for the playground & K-2 &  
3-5 playground structures

#### BUDGET

\$100,000

### MUSIC

#### SCOPE

COMPLETE 261 Instruments Delivered

#### TECHNOLOGY

#### SCOPE

COMPLETE 185 Items Delivered

#### TRAFFIC LIGHT INDICATOR OF VARIOUS RISK LEVELS



**HIGH:**  
Further analysis should be performed, if this risk still shows unacceptable or medium risk redesign and/or other changes should be introduced to reduce the criticality.

**MEDIUM:**  
The risk may be acceptable but redesign or other changes should be considered if reasonably practical.

**LOW:**  
The risk is low and further risk reducing measures are not necessary.

## Coral Springs High School



Address: 7201 W SAMPLE ROAD, CORAL SPRINGS 33065  
Location Num: 1151  
Board District: 4  
Board Member: Lori Alhadeff  
ADEFP Budget: \$15,921,000  
Total Facilities Budget (Sum of Projects): \$15,002,000

### PRIMARY RENOVATIONS P.001765 GOB Renovations

#### CURRENT PHASE

RISK LEVEL

#### ACTIVE CONSTRUCTION



#### PROJECT UPDATE

Asbestos abatement for roofing is planned to start on 1/4/2022

#### PROJECT SCOPE

Provide additional Sprinkler heads in selected rooms of Building 1. RE-Roofing and related repairs to Buildings 1,2,4, and 10. Painting Exterior Walls on Buildings 2,4,10, and 11 Restroom renovations at 630a & 630b. Renovate STEM Labs and advanced Culinary Kitchen in Building 3. HVAC improvements and Chiller replacements Electrical improvements throughout.

#### BUDGET

	Current Budget	Actuals	Remaining Budget
Design	\$922,373	\$776,558	\$145,815
Construction	\$9,100,880	\$2,071,777	\$7,029,103
FF&E and Technology	\$250,000	\$0	\$250,000
Direct Purchase	\$2,249,412	\$1,978,121	\$271,291
Construction Mgmt	\$1,611,278	\$1,532,774	\$78,504
Contingency	\$765,627	\$0	\$765,627
Consultants	\$80,000	\$1,009	\$78,991
Misc Construction	\$2,430	\$2,430	\$0
Utilities	\$20,000	\$0	\$20,000
<b>Project Total:</b>	<b>\$15,002,000</b>	<b>\$6,362,669</b>	<b>\$8,639,331</b>

#### FLAG:

PHASE	2015	2016	2017	2018	2019	2020	2021	2022	2023	2024	2025	2026
	Q1 Q2 Q3 Q4	Q1 Q2 Q3 Q4	Q1 Q2 Q3 Q4	Q1 Q2 Q3 Q4	Q1 Q2 Q3 Q4	Q1 Q2 Q3 Q4	Q1 Q2 Q3 Q4	Q1 Q2 Q3 Q4	Q1 Q2 Q3 Q4	Q1 Q2 Q3 Q4	Q1 Q2 Q3 Q4	Q1 Q2 Q3 Q4
PROJECT PLANNING												
HIRE DESIGNER												
PROJECT DESIGN												
HIRE CONTRACTOR												
ACTIVE CONSTRUCTION												
CONSTRUCTION CLOSEOUT												

### SCHOOL CHOICE ENHANCEMENT (SCEP)

#### CURRENT PHASE

COMPLETE

#### DELIVERED

ThinkPad's  
earth walk carts  
printers & projectors

#### BUDGET

\$100,000

### ATHLETICS

#### SCOPE

COMPLETE Weight Room

### MUSIC

#### SCOPE

COMPLETE 88 Instruments Delivered

### TECHNOLOGY

#### SCOPE

COMPLETE 659 Items Delivered

#### TRAFFIC LIGHT INDICATOR OF VARIOUS RISK LEVELS



**HIGH:**  
Further analysis should be performed, if this risk still shows unacceptable or medium risk redesign and or other changes should be introduced to reduce the criticality.

**MEDIUM:**  
The risk may be acceptable but redesign or other changes should be considered if reasonably practical.

**LOW:**  
The risk is low and further risk reducing measures are not necessary.

## Coral Springs Middle School



Address: 10300 W WILES ROAD, CORAL SPRINGS 33076  
Location Num: 2561  
Board District: 4  
Board Member: Lori Alhadeff  
ADEFP Budget: \$12,886,223  
Total Facilities Budget (Sum of Projects): \$10,502,000

### PRIMARY RENOVATIONS P.000441 Provide Fire Sprinkle

#### CURRENT PHASE

RISK LEVEL

#### HIRE CONTRACTOR



#### PROJECT UPDATE

The Letter of Recommendation LOR was issued 2/23/2021 and the LOR has been extended to 2/23/2022. The project is currently at Procurement, pending advertisement. The project is expected to be advertised on 1/20/2022.

#### PROJECT SCOPE

COMPLETE FIRE SPRINKLER PROTECTION SYSTEM IN BUILDING ONE (APPROXIMATELY 146,000 SQ-FT)

#### FLAG:

No Data Available

### PRIMARY RENOVATIONS P.001979 SMART Program Renovations

#### CURRENT PHASE

RISK LEVEL

#### HIRE CONTRACTOR



#### PROJECT UPDATE

Letter of Recommendation for Permit (LOR) issued on 10/20/2021. The project is currently at Procurement and is pending to be advertised. It is expected to be advertised on 1/20/2022.

#### PROJECT SCOPE

Re-roofing at Building 1. Re-painting at Buildings 1,3,4,5, and 6. HVAC Improvements- Component Replacement at Buildings 1,4 and 5. Media Center Improvements & ADA Restrooms Renovations at Building 1.

#### BUDGET

	Current Budget	Actuals	Remaining Budget
Design	\$755,000	\$478,340	\$276,660
Construction	\$7,406,000	\$204,115	\$7,201,885
Construction Mgmt	\$1,629,000	\$1,430,526	\$198,474
Contingency	\$670,600	\$0	\$670,600
Consultants	\$41,400	\$8,985	\$32,415
<b>Project Total:</b>	<b>\$10,502,000</b>	<b>\$2,121,966</b>	<b>\$8,380,034</b>

#### FLAG:

PHASE	2015	2016	2017	2018	2019	2020	2021	2022	2023	2024	2025	2026
	Q1 Q2 Q3 Q4	Q1 Q2 Q3 Q4	Q1 Q2 Q3 Q4	Q1 Q2 Q3 Q4	Q1 Q2 Q3 Q4	Q1 Q2 Q3 Q4	Q1 Q2 Q3 Q4	Q1 Q2 Q3 Q4	Q1 Q2 Q3 Q4	Q1 Q2 Q3 Q4	Q1 Q2 Q3 Q4	Q1 Q2 Q3 Q4
PROJECT PLANNING												
HIRE DESIGNER												
PROJECT DESIGN												
HIRE CONTRACTOR												
ACTIVE CONSTRUCTION												
CONSTRUCTION CLOSEOUT												

### SCHOOL CHOICE ENHANCEMENT (SCEP)

#### CURRENT PHASE

#### BUDGET

COMPLETE

\$100,000

#### DELIVERED

Recordex  
student laptops  
adaptors  
carts  
Aiphone at the main entrance  
golf cart  
digital marquee

### MUSIC

✓ **SCOPE**  
COMPLETE 33 Instruments Delivered

✓ **TECHNOLOGY**  
COMPLETE 597 Items Delivered

#### TRAFFIC LIGHT INDICATOR OF VARIOUS RISK LEVELS



**HIGH:**  
Further analysis should be performed, if this risk still shows unacceptable or medium risk redesign and/or other changes should be introduced to reduce the criticality.

**MEDIUM:**  
The risk may be acceptable but redesign or other changes should be considered if reasonably practical.

**LOW:**  
The risk is low and further risk reducing measures are not necessary.

**Coral Springs Pre-K - 8 (f.k.a. Coral Springs Elementary)**



Address: 3601 NW 110 AVENUE, CORAL SPRINGS 33065  
Location Num: 2551  
Board District: 4  
Board Member: Lori Alhadeff  
ADEFP Budget: \$4,627,262  
Total Facilities Budget (Sum of Projects): \$2,538,000

**PRIMARY RENOVATIONS P.001923 ADA Restrooms, Fire Alarm, & Sprinkler**

**CURRENT PHASE**

**RISK LEVEL**

**DESIGN**



**PROJECT UPDATE**

Building Dept. R03 review was completed on 12/08/21 and LOR was issued. This is a non-GOB SMART Renovation project.

**PROJECT SCOPE**

Fire Alarm System Replacement: Campus-wide Fire Sprinklers: Building 1 and civil underground water line tie-in. ADA Restroom Renovations: Building 1 (Rooms 155 & 156).

**FLAG:**

PHASE	2015 Q1 Q2 Q3 Q4				2016 Q1 Q2 Q3 Q4				2017 Q1 Q2 Q3 Q4				2018 Q1 Q2 Q3 Q4				2019 Q1 Q2 Q3 Q4				2020 Q1 Q2 Q3 Q4				2021 Q1 Q2 Q3 Q4				2022 Q1 Q2 Q3 Q4				2023 Q1 Q2 Q3 Q4				2024 Q1 Q2 Q3 Q4				2025 Q1 Q2 Q3 Q4				2026 Q1 Q2 Q3 Q4			
PROJECT PLANNING																																																
HIRE DESIGNER																																																
PROJECT DESIGN																																																
HIRE CONTRACTOR																																																
ACTIVE CONSTRUCTION																																																
CONSTRUCTION CLOSEOUT																																																

**TRAFFIC LIGHT INDICATOR OF VARIOUS RISK LEVELS**



**HIGH:**  
Further analysis should be performed, if this risk still shows unacceptable or medium risk redesign and or other changes should be introduced to reduce the criticality.

**MEDIUM:**  
The risk may be acceptable but redesign or other changes should be considered if reasonably practical.

**LOW:**  
The risk is low and further risk reducing measures are not necessary.

## Coral Springs Pre-K - 8 (f.k.a. Coral Springs Elementary)



Address: 3601 NW 110 AVENUE, CORAL SPRINGS 33065  
Location Num: 2551  
Board District: 4  
Board Member: Lori Alhadeff  
ADEFP Budget: \$4,627,262  
Total Facilities Budget (Sum of Projects): \$2,538,000

### PRIMARY RENOVATIONS P.001982 SMART Program Renovations

#### CURRENT PHASE

RISK LEVEL

#### DESIGN



#### PROJECT UPDATE

On 12/16/21 Project Manager advised A/E to get 100%CDs Mechanical R05 comment responses back to the Building Dept. As of 10/31/21 A/E has all disciplines approved, except Mechanical, which is revise and resubmit. Project Manager advised A/E to draft Additional Services proposal and Add Alternate for added scope of ACT replacement, light fixtures and lighting controls.

#### PROJECT SCOPE

Building Envelope Improvements- Re-roofing at Buildings 2, 4 & 5. Building Envelope Improvements- Exterior painting at Building 1,3,4,6, & 78. HVAC Improvements at Buildings 1,3,6 & 85. Media Center Improvements at Building 1.

#### BUDGET

	Current Budget	Actuals	Remaining Budget
Design	\$218,000	\$126,484	\$91,516
Construction	\$1,635,000	\$92,053	\$1,542,947
Construction Mgmt	\$555,000	\$393,674	\$161,326
Contingency	\$123,000	\$0	\$123,000
Consultants	\$7,000	\$5,426	\$1,574
<b>Project Total:</b>	<b>\$2,538,000</b>	<b>\$617,637</b>	<b>\$1,920,363</b>

#### FLAG:

PHASE	2015	2016	2017	2018	2019	2020	2021	2022	2023	2024	2025	2026
	Q1 Q2 Q3 Q4	Q1 Q2 Q3 Q4	Q1 Q2 Q3 Q4	Q1 Q2 Q3 Q4	Q1 Q2 Q3 Q4	Q1 Q2 Q3 Q4	Q1 Q2 Q3 Q4	Q1 Q2 Q3 Q4	Q1 Q2 Q3 Q4	Q1 Q2 Q3 Q4	Q1 Q2 Q3 Q4	Q1 Q2 Q3 Q4
PROJECT PLANNING												
HIRE DESIGNER												
PROJECT DESIGN												
HIRE CONTRACTOR												
ACTIVE CONSTRUCTION												
CONSTRUCTION CLOSEOUT												

### SCHOOL CHOICE ENHANCEMENT (SCEP)

#### CURRENT PHASE

IMPLEMENTATION

#### BUDGET

\$100,000

#### IN PROGRESS

Promethean boards  
Color Poster Maker  
Document Cameras  
ThinkPads  
Laptops  
Die Cut Machine

### MUSIC

#### SCOPE

667 Instruments Delivered

#### TECHNOLOGY

#### SCOPE

194 Items Delivered

#### TRAFFIC LIGHT INDICATOR OF VARIOUS RISK LEVELS



**HIGH:**  
Further analysis should be performed, if this risk still shows unacceptable or medium risk redesign and or other changes should be introduced to reduce the criticality.

**MEDIUM:**  
The risk may be acceptable but redesign or other changes should be considered if reasonably practical.

**LOW:**  
The risk is low and further risk reducing measures are not necessary.

## Country Hills Elementary School



Address: 10550 WESTVIEW DRIVE, CORAL SPRINGS 33076  
Location Num: 3111  
Board District: 4  
Board Member: Lori Alhadeff  
ADEFP Budget: \$5,148,310  
Total Facilities Budget (Sum of Projects): \$5,777,500

### PRIMARY RENOVATIONS P.002063 SMART Program Renovations

#### CURRENT PHASE

RISK LEVEL

#### ACTIVE CONSTRUCTION



#### PROJECT UPDATE

This project has been moved to the Construction phase. The General Contractor is going through the submittal process. A biweekly OAC meeting has been set, the first one took place December 14. Mobilization is being coordinated.

#### PROJECT SCOPE

Scope of Work: 1) Aluminum Covered Walkway Repair 2) Re-roofing: Buildings 1, 2, 3, 4, 5, 6, 8, 9 & 10 3) Exterior Stucco Repair & Painting: Buildings 1, 2, 3, 4, 5, 6, 8, 9 & 85 4) HVAC System Replacements: Buildings 1, 2, 3, 5, 6, 8, 9 & 85 5) New Fire Sprinkler System: Building 1

#### BUDGET

	Current Budget	Actuals	Remaining Budget
Design	\$407,000	\$243,221	\$163,779
Construction	\$4,400,000	\$0	\$4,400,000
Construction Mgmt	\$645,000	\$555,231	\$89,769
Contingency	\$307,500	\$0	\$307,500
Consultants	\$9,000	\$8,676	\$324
Utilities	\$9,000	\$0	\$9,000
<b>Project Total:</b>	<b>\$5,777,500</b>	<b>\$807,128</b>	<b>\$4,970,372</b>

#### FLAG:

PHASE	2015 Q1 Q2 Q3 Q4	2016 Q1 Q2 Q3 Q4	2017 Q1 Q2 Q3 Q4	2018 Q1 Q2 Q3 Q4	2019 Q1 Q2 Q3 Q4	2020 Q1 Q2 Q3 Q4	2021 Q1 Q2 Q3 Q4	2022 Q1 Q2 Q3 Q4	2023 Q1 Q2 Q3 Q4	2024 Q1 Q2 Q3 Q4	2025 Q1 Q2 Q3 Q4	2026 Q1 Q2 Q3 Q4
PROJECT PLANNING												
HIRE DESIGNER												
PROJECT DESIGN												
HIRE CONTRACTOR												
ACTIVE CONSTRUCTION												
CONSTRUCTION CLOSEOUT												

### SCHOOL CHOICE ENHANCEMENT (SCEP)

#### CURRENT PHASE

#### IMPLEMENTATION

#### DELIVERED

Motorola two-way radios  
radio batteries  
tables  
aiphone at main entrance

#### BUDGET

\$100,000

### MUSIC



#### SCOPE

COMPLETE

208 Instruments Delivered

### TECHNOLOGY



#### SCOPE

COMPLETE

385 Items Delivered

#### TRAFFIC LIGHT INDICATOR OF VARIOUS RISK LEVELS



#### HIGH:

Further analysis should be performed, if this risk still shows unacceptable or medium risk redesign and or other changes should be introduced to reduce the criticality.

#### MEDIUM:

The risk may be acceptable but redesign or other changes should be considered if reasonably practical.

#### LOW:

The risk is low and further risk reducing measures are not necessary.

## Country Isles Elementary School



Address: 2300 COUNTRY ISLES ROAD, WESTON 33326  
Location Num: 2981  
Board District: 6  
Board Member: Laurie Rich Levinson  
ADEFP Budget: \$1,759,660  
Total Facilities Budget (Sum of Projects): \$1,239,660

### PRIMARY RENOVATIONS P.002002 SMART Program Renovations

#### CURRENT PHASE

RISK LEVEL

#### ACTIVE CONSTRUCTION



#### PROJECT UPDATE

The project is currently in construction and 68% completed. Restrooms and installation of one mini-split unit work is currently in progress. Media Center scope is complete pending a revise drawing from the Architect Fire Alarm shop drawings submittal is being reviewed.

#### PROJECT SCOPE

Fire Alarm Improvement: Buildings 1 through 10. Mechanical Improvements: Campus-wide Test and Balance. Media Center Improvements (including flooring, paint, bookshelves) and two restroom renovations (plumbing, partition walls, fixture. wall and floor tiles upgrade).

#### BUDGET

	Current Budget	Actuals	Remaining Budget
Design	\$77,299	\$44,528	\$32,771
Construction	\$1,017,217	\$441,039	\$576,178
Construction Mgmt	\$78,077	\$78,077	\$0
Contingency	\$56,067	\$0	\$56,067
Consultants	\$11,000	\$4,842	\$6,158
<b>Project Total:</b>	<b>\$1,239,660</b>	<b>\$568,486</b>	<b>\$671,174</b>

#### FLAG:

PHASE	2015				2016				2017				2018				2019				2020				2021				2022				2023				2024				2025				2026			
	Q1	Q2	Q3	Q4	Q1	Q2	Q3	Q4	Q1	Q2	Q3	Q4	Q1	Q2	Q3	Q4	Q1	Q2	Q3	Q4	Q1	Q2	Q3	Q4	Q1	Q2	Q3	Q4	Q1	Q2	Q3	Q4	Q1	Q2	Q3	Q4	Q1	Q2	Q3	Q4	Q1	Q2	Q3	Q4				
PROJECT PLANNING																																																
HIRE DESIGNER																																																
PROJECT DESIGN																																																
HIRE CONTRACTOR																																																
ACTIVE CONSTRUCTION																																																
CONSTRUCTION CLOSEOUT																																																

### SCHOOL CHOICE ENHANCEMENT (SCEP)

#### CURRENT PHASE

#### COMPLETE

#### DELIVERED

Sand replacement with PIP surfacing in K-2 & 3-5 play areas

#### BUDGET

\$100,000

### MUSIC

#### COMPLETE

#### SCOPE

386 Instruments Delivered

### TECHNOLOGY

#### COMPLETE

#### SCOPE

462 Items Delivered

#### TRAFFIC LIGHT INDICATOR OF VARIOUS RISK LEVELS



#### HIGH:

Further analysis should be performed, if this risk still shows unacceptable or medium risk redesign and or other changes should be introduced to reduce the criticality.

#### MEDIUM:

The risk may be acceptable but redesign or other changes should be considered if reasonably practical.

#### LOW:

The risk is low and further risk reducing measures are not necessary.

## Cresthaven Elementary School



Address: 801 NE 25 STREET, POMPANO BEACH 33064  
Location Num: 901  
Board District: 7  
Board Member: Nora Rupert  
ADEFP Budget: \$4,862,123  
Total Facilities Budget (Sum of Projects): \$4,416,123

### PRIMARY RENOVATIONS P.001676 SMART Program Renovations

#### CURRENT PHASE

RISK LEVEL

#### DESIGN



#### PROJECT UPDATE

12-15-21 Building Department comments were received and forwarded to the A/E for revise and resubmit.

#### PROJECT SCOPE

Re-roofing at Buildings 1,2,3,4,5, and 6. Exterior painting at Buildings 1,3,4, and 5. Alum. Covered Walkway Repairs at Buildings 1,5, & 78. ADA Restrooms Improvements at Buildings 1. HVAC Improvements- Components replace at Buildings 1,3,4,5,6 & 78 including (7) AHUs, (25) FCUs, and (3) Dx splits.

#### BUDGET

	Current Budget	Actuals	Remaining Budget
Design	\$368,300	\$226,831	\$141,469
Construction	\$3,015,000	\$39,817	\$2,975,183
Construction Mgmt	\$801,875	\$456,016	\$345,859
Contingency	\$195,948	\$0	\$195,948
Consultants	\$35,000	\$0	\$35,000
<b>Project Total:</b>	<b>\$4,416,123</b>	<b>\$722,664</b>	<b>\$3,693,459</b>

#### FLAG:

PHASE	2015	2016	2017	2018	2019	2020	2021	2022	2023	2024	2025	2026
	Q1 Q2 Q3 Q4	Q1 Q2 Q3 Q4	Q1 Q2 Q3 Q4	Q1 Q2 Q3 Q4	Q1 Q2 Q3 Q4	Q1 Q2 Q3 Q4	Q1 Q2 Q3 Q4	Q1 Q2 Q3 Q4	Q1 Q2 Q3 Q4	Q1 Q2 Q3 Q4	Q1 Q2 Q3 Q4	Q1 Q2 Q3 Q4
PROJECT PLANNING												
HIRE DESIGNER												
PROJECT DESIGN												
HIRE CONTRACTOR												
ACTIVE CONSTRUCTION												
CONSTRUCTION CLOSEOUT												

### SCHOOL CHOICE ENHANCEMENT (SCEP)

#### CURRENT PHASE

IMPLEMENTATION

#### BUDGET

\$100,000

#### IN PROGRESS

Digital marquee

### MUSIC

#### SCOPE

COMPLETE 536 Instruments Delivered

#### TECHNOLOGY

#### SCOPE

COMPLETE 538 Items Delivered

#### TRAFFIC LIGHT INDICATOR OF VARIOUS RISK LEVELS



**HIGH:**  
Further analysis should be performed, if this risk still shows unacceptable or medium risk redesign and or other changes should be introduced to reduce the criticality.

**MEDIUM:**  
The risk may be acceptable but redesign or other changes should be considered if reasonably practical.

**LOW:**  
The risk is low and further risk reducing measures are not necessary.

## Croissant Park Elementary School



Address: 1800 SW 4 AVENUE, FORT LAUDERDALE 33315  
Location Num: 221  
Board District: 3  
Board Member: Sarah Leonardi  
ADEFP Budget: \$4,123,000  
Total Facilities Budget (Sum of Projects): \$6,203,911

### PRIMARY RENOVATIONS P.002086 SMART Program Renovations

#### CURRENT PHASE

RISK LEVEL

#### ACTIVE CONSTRUCTION



#### PROJECT UPDATE

Currently the project is working on submissions and submittals the most critical being the one with Atlas Apex on the roofing binders.

#### PROJECT SCOPE

Building Envelope Improvements (Roof, Window, Ext Wall, etc.) Fire Alarm Fire Sprinklers HVAC Improvements

#### BUDGET

	Current Budget	Actuals	Remaining Budget
Design	\$337,000	\$200,470	\$136,530
Construction	\$4,572,020	\$141,076	\$4,430,944
Direct Purchase	\$328,371	\$0	\$328,371
Construction Mgmt	\$685,000	\$423,122	\$261,878
Contingency	\$262,520	\$0	\$262,520
Consultants	\$11,000	\$5,136	\$5,864
Utilities	\$8,000	\$0	\$8,000
<b>Project Total:</b>	<b>\$6,203,911</b>	<b>\$769,804</b>	<b>\$5,434,107</b>

#### FLAG:

PHASE	2015	2016	2017	2018	2019	2020	2021	2022	2023	2024	2025	2026
	Q1 Q2 Q3 Q4	Q1 Q2 Q3 Q4	Q1 Q2 Q3 Q4	Q1 Q2 Q3 Q4	Q1 Q2 Q3 Q4	Q1 Q2 Q3 Q4	Q1 Q2 Q3 Q4	Q1 Q2 Q3 Q4	Q1 Q2 Q3 Q4	Q1 Q2 Q3 Q4	Q1 Q2 Q3 Q4	Q1 Q2 Q3 Q4
PROJECT PLANNING												
HIRE DESIGNER												
PROJECT DESIGN												
HIRE CONTRACTOR												
ACTIVE CONSTRUCTION												
CONSTRUCTION CLOSEOUT												

### SCHOOL CHOICE ENHANCEMENT (SCEP)

#### CURRENT PHASE

#### IMPLEMENTATION

#### DELIVERED

Facilities equipment  
blower  
pressure cleaner  
surface cleaner  
vaccums  
digital marquee  
and buffer

#### BUDGET

\$100,000

### MUSIC

#### SCOPE

COMPLETE 324 Instruments Delivered

#### TECHNOLOGY

#### SCOPE

COMPLETE 605 Items Delivered

#### TRAFFIC LIGHT INDICATOR OF VARIOUS RISK LEVELS



**HIGH:**  
Further analysis should be performed, if this risk still shows unacceptable or medium risk redesign and/or other changes should be introduced to reduce the criticality.

**MEDIUM:**  
The risk may be acceptable but redesign or other changes should be considered if reasonably practical.

**LOW:**  
The risk is low and further risk reducing measures are not necessary.

## Cross Creek School



Address: 1010 NW 31ST AVENUE, POMPANO BEACH 33069  
Location Num: 3222  
Board District: 7  
Board Member: Nora Rupert  
ADEFP Budget: \$1,500,000  
Total Facilities Budget (Sum of Projects): \$1,921,500

### PRIMARY RENOVATIONS P.002081 SMART Program Renovations

#### CURRENT PHASE

RISK LEVEL

#### ACTIVE CONSTRUCTION



#### PROJECT UPDATE

NTP is issued and the pre-construction meeting was held.

#### PROJECT SCOPE

Exterior Painting (including soffits): Buildings 1, 2, 4, 5, 6, & 7 HVAC Improvements: Buildings 1 (Chiller, Pump, Piping, & HVAC Components) Concrete Pads for Chillers

#### BUDGET

	Current Budget	Actuals	Remaining Budget
Design	\$170,000	\$78,106	\$91,894
Construction	\$1,435,000	\$0	\$1,435,000
Construction Mgmt	\$215,000	\$167,419	\$47,581
Contingency	\$94,000	\$0	\$94,000
Consultants	\$7,500	\$7,466	\$34
<b>Project Total:</b>	<b>\$1,921,500</b>	<b>\$252,991</b>	<b>\$1,668,509</b>

#### FLAG:

PHASE	2015	2016	2017	2018	2019	2020	2021	2022	2023	2024	2025	2026
	Q1 Q2 Q3 Q4	Q1 Q2 Q3 Q4	Q1 Q2 Q3 Q4	Q1 Q2 Q3 Q4	Q1 Q2 Q3 Q4	Q1 Q2 Q3 Q4	Q1 Q2 Q3 Q4	Q1 Q2 Q3 Q4	Q1 Q2 Q3 Q4	Q1 Q2 Q3 Q4	Q1 Q2 Q3 Q4	Q1 Q2 Q3 Q4
PROJECT PLANNING												
HIRE DESIGNER												
PROJECT DESIGN												
HIRE CONTRACTOR												
ACTIVE CONSTRUCTION												
CONSTRUCTION CLOSEOUT												

### SCHOOL CHOICE ENHANCEMENT (SCEP)

#### CURRENT PHASE

PLANNING/DESIGN

#### BUDGET

\$100,000

### MUSIC

#### SCOPE

COMPLETE 286 Instruments Delivered

#### TECHNOLOGY

#### SCOPE

COMPLETE 36 Items Delivered

#### TRAFFIC LIGHT INDICATOR OF VARIOUS RISK LEVELS



**HIGH:**  
Further analysis should be performed, if this risk still shows unacceptable or medium risk redesign and or other changes should be introduced to reduce the criticality.

**MEDIUM:**  
The risk may be acceptable but redesign or other changes should be considered if reasonably practical.

**LOW:**  
The risk is low and further risk reducing measures are not necessary.

## Crystal Lake Middle School



Address: 3551 NE 3 AVENUE, POMPANO BEACH 33064  
Location Num: 1871  
Board District: 7  
Board Member: Nora Rupert  
ADEFP Budget: \$2,760,525  
Total Facilities Budget (Sum of Projects): \$2,603,321

### PRIMARY RENOVATIONS P.000816 SMART Program Renovations

#### CURRENT PHASE

RISK LEVEL

#### HIRE CONTRACTOR



#### PROJECT UPDATE

The initial walk through with the CC, GC and Custodian is scheduled for (01-07). Preliminary staging and mobilization is on-going. The NTP is designated for 01-11-22 as well.

#### PROJECT SCOPE

Exterior Stucco Replacement - Bldg. 1&2 Exterior Painting - Bldg 1&2 Exterior Covered Walkway Repair - new gutter system and downspout (existing ones to be capped) Full Fire Alarm Replacement Media Center Renovation - Bldg. 1 - new carpet, paint, sink/cabinet replacement, eyewash station removal, video equipment relocated. Music Lab Renovation - Bldg. 1 - Sound wall removal, new carpet/tile, ceiling tiles, sink cabinet removal, new door/hardware Art Lab Renovation - Bldg. 1 - Paint, existing FF&E to be removed, tiling under mill work, sliding board, shelving, refinish sink cabinet and cabinets ADA Improvements - Bldg. 1 Exhaust Fan Replacement (8) Wall Mounted AC Unit Replacements (851, 854, 859)

#### BUDGET

	Current Budget	Actuals	Remaining Budget
Design	\$195,000	\$98,501	\$96,499
Construction	\$1,910,467	\$2,996	\$1,907,471
FF&E and Technology	\$60,000	\$0	\$60,000
Construction Mgmt	\$289,140	\$289,140	\$0
Contingency	\$143,714	\$0	\$143,714
Consultants	\$5,000	\$640	\$4,360
<b>Project Total:</b>	<b>\$2,603,321</b>	<b>\$391,277</b>	<b>\$2,212,044</b>

#### FLAG: BUDGET, Reason: Budget Adjustment

PHASE	2015	2016	2017	2018	2019	2020	2021	2022	2023	2024	2025	2026
	Q1 Q2 Q3 Q4	Q1 Q2 Q3 Q4	Q1 Q2 Q3 Q4	Q1 Q2 Q3 Q4	Q1 Q2 Q3 Q4	Q1 Q2 Q3 Q4	Q1 Q2 Q3 Q4	Q1 Q2 Q3 Q4	Q1 Q2 Q3 Q4	Q1 Q2 Q3 Q4	Q1 Q2 Q3 Q4	Q1 Q2 Q3 Q4
PROJECT PLANNING												
HIRE DESIGNER												
PROJECT DESIGN												
HIRE CONTRACTOR												
ACTIVE CONSTRUCTION												
CONSTRUCTION CLOSEOUT												

#### SCHOOL CHOICE ENHANCEMENT (SCEP)

##### CURRENT PHASE

COMPLETE

##### DELIVERED

Cafeteria Tables  
Broadcasting equipment  
front office furniture  
digital marquee

##### BUDGET

\$100,000

#### TECHNOLOGY

✓  
COMPLETE

##### SCOPE

366 Items Delivered

#### TRAFFIC LIGHT INDICATOR OF VARIOUS RISK LEVELS



**HIGH:**  
Further analysis should be performed, if this risk still shows unacceptable or medium risk redesign and/or other changes should be introduced to reduce the criticality.

**MEDIUM:**  
The risk may be acceptable but redesign or other changes should be considered if reasonably practical.

**LOW:**  
The risk is low and further risk reducing measures are not necessary.

## Cypress Bay High School



Address: 18600 VISTA PARK BOULEVARD, WESTON 33332  
Location Num: 3623  
Board District: 6  
Board Member: Laurie Rich Levinson  
ADEFP Budget: \$35,428,323  
Total Facilities Budget (Sum of Projects): \$32,578,000

### PRIMARY RENOVATIONS P.001774 GOB Renovations

#### CURRENT PHASE

RISK LEVEL

#### CONSTRUCTION CLOSEOUT



#### PROJECT UPDATE

Items on the Contractor punch list have made progress and currently being completed. Punch list is currently 90% completed with the remainder to be completed in the next 6-8 weeks.

#### PROJECT SCOPE

New Classroom addition, Phase 2

#### BUDGET

	Current Budget	Actuals	Remaining Budget
Design	\$1,822,740	\$1,725,737	\$97,003
Construction	\$22,851,673	\$21,597,581	\$1,254,092
FF&E and Technology	\$2,253,820	\$2,154,032	\$99,788
Direct Purchase	\$3,390,597	\$3,199,619	\$190,978
Construction Mgmt	\$1,715,020	\$1,596,649	\$118,371
Contingency	\$9,256	\$0	\$9,256
Consultants	\$105,511	\$103,813	\$1,698
Misc Construction	\$357,181	\$350,915	\$6,266
Utilities	\$72,202	\$72,202	\$0
<b>Project Total:</b>	<b>\$32,578,000</b>	<b>\$30,800,548</b>	<b>\$1,777,452</b>

#### FLAG:

PHASE	2015	2016	2017	2018	2019	2020	2021	2022	2023	2024	2025	2026
	Q1 Q2 Q3 Q4	Q1 Q2 Q3 Q4	Q1 Q2 Q3 Q4	Q1 Q2 Q3 Q4	Q1 Q2 Q3 Q4	Q1 Q2 Q3 Q4	Q1 Q2 Q3 Q4	Q1 Q2 Q3 Q4	Q1 Q2 Q3 Q4	Q1 Q2 Q3 Q4	Q1 Q2 Q3 Q4	Q1 Q2 Q3 Q4
PROJECT PLANNING												
HIRE DESIGNER												
PROJECT DESIGN												
HIRE CONTRACTOR												
ACTIVE CONSTRUCTION												
CONSTRUCTION CLOSEOUT												

### SCHOOL CHOICE ENHANCEMENT (SCEP)

#### CURRENT PHASE

COMPLETE

#### DELIVERED

Projectors  
(112) printers  
projector in auditorium  
(4) Recordex & Office furniture

#### BUDGET

\$100,000

### ATHLETICS

#### SCOPE

Track, Weight Room

### MUSIC

#### SCOPE

464 Instruments Delivered

### TECHNOLOGY

#### SCOPE

1,369 Items Delivered

#### TRAFFIC LIGHT INDICATOR OF VARIOUS RISK LEVELS



**HIGH:**  
Further analysis should be performed, if this risk still shows unacceptable or medium risk redesign and/or other changes should be introduced to reduce the criticality.

**MEDIUM:**  
The risk may be acceptable but redesign or other changes should be considered if reasonably practical.

**LOW:**  
The risk is low and further risk reducing measures are not necessary.

## Cypress Elementary School



Address: 851 SW 3 AVENUE, POMPANO BEACH 33060  
 Location Num: 1781  
 Board District: 3  
 Board Member: Sarah Leonardi  
 ADEFP Budget: \$4,311,982  
 Total Facilities Budget (Sum of Projects):

### SCHOOL CHOICE ENHANCEMENT (SCEP)

#### CURRENT PHASE

COMPLETE

#### DELIVERED

Picnic tables  
 furniture for student service area  
 teacher workroom renovation  
 Playground PIP  
 Digital Marquee

#### BUDGET

\$100,000

### MUSIC

✓  
COMPLETE

#### SCOPE

391 Instruments Delivered

### TECHNOLOGY

✓  
COMPLETE

#### SCOPE

693 Items Delivered

#### TRAFFIC LIGHT INDICATOR OF VARIOUS RISK LEVELS



##### HIGH:

Further analysis should be performed, if this risk still shows unacceptable or medium risk redesign and or other changes should be introduced to reduce the criticality.

##### MEDIUM:

The risk may be acceptable but redesign or other changes should be considered if reasonably practical.

##### LOW:

The risk is low and further risk reducing measures are not necessary.

## Cypress Run Education Center



Address: 2800 NW 30TH AVENUE, POMPANO BEACH 33069  
 Location Num: 2123  
 Board District: 7  
 Board Member: Nora Rupert  
 ADEFP Budget: \$248,000  
 Total Facilities Budget (Sum of Projects):

### SCHOOL CHOICE ENHANCEMENT (SCEP)

#### CURRENT PHASE

COMPLETE

#### DELIVERED

Staff and Student laptops  
 TV production  
 USB drives

#### BUDGET

\$100,000

#### TRAFFIC LIGHT INDICATOR OF VARIOUS RISK LEVELS



**HIGH:**  
Further analysis should be performed, if this risk still shows unacceptable or medium risk redesign and or other changes should be introduced to reduce the criticality.

**MEDIUM:**  
The risk may be acceptable but redesign or other changes should be considered if reasonably practical.

**LOW:**  
The risk is low and further risk reducing measures are not necessary.

## Dania Elementary School



Address: 300 SE 2 AVENUE, DANIA 33004  
Location Num: 101  
Board District: 1  
Board Member: Ann Murray  
ADEFP Budget: \$2,861,000  
Total Facilities Budget (Sum of Projects): \$2,502,000

### PRIMARY RENOVATIONS P.002061 SMART Program Renovations

#### CURRENT PHASE

RISK LEVEL

#### DESIGN



#### PROJECT UPDATE

The Music Room option selection that includes the School instruction curriculum input will be discussed with the District 1 School Board Member. Castaldi Report supplemental documents were submitted to the Educational Facilities Construction Planning Manager on 12/21/21. For the balance of the GOB Project anticipate submitting the 100% Construction Documents for the first time to the Building Department in January. As of 12/31/21, the review of the 90% Backcheck package is in progress.

#### PROJECT SCOPE

Demolition: Buildings 2 & 8 Music Room, Art Room and Media Center Renovation: Building 1 Electrical Improvements Emergency Lighting: Buildings 1, 3, 4, 5, 7, & 9 Exit Signage: Buildings 1, 3, 4, & 5 Light Poles: Building 1 Receptacles: Buildings 1, 3, 4, 6, 9, & 11 Install New MDP-1 and TC: Building 1 Install New DPLP7 and 7L1: Building 7 Exterior Lighting: Buildings 1, 3, 4, 7, 9, 10, & 11 Brick Exterior Replacement: Building 1 Painting: Building 1, 3, 4, 5, 7, & 11 Replace Exterior Door Hardware Building 1, 3, 5, 6, 7, & 11 Window Replacement: Building 2 Re-roofing: Buildings 2, 7, 10, & 11

#### BUDGET

	Current Budget	Actuals	Remaining Budget
Design	\$250,000	\$107,166	\$142,834
Construction	\$1,754,439	\$0	\$1,754,439
Construction Mgmt	\$308,000	\$249,791	\$58,209
Contingency	\$171,561	\$0	\$171,561
Consultants	\$12,000	\$11,100	\$900
Utilities	\$6,000	\$0	\$6,000
<b>Project Total:</b>	<b>\$2,502,000</b>	<b>\$368,057</b>	<b>\$2,133,943</b>

#### FLAG:

PHASE	2015	2016	2017	2018	2019	2020	2021	2022	2023	2024	2025	2026
	Q1 Q2 Q3 Q4	Q1 Q2 Q3 Q4	Q1 Q2 Q3 Q4	Q1 Q2 Q3 Q4	Q1 Q2 Q3 Q4	Q1 Q2 Q3 Q4	Q1 Q2 Q3 Q4	Q1 Q2 Q3 Q4	Q1 Q2 Q3 Q4	Q1 Q2 Q3 Q4	Q1 Q2 Q3 Q4	Q1 Q2 Q3 Q4
PROJECT PLANNING												
HIRE DESIGNER												
PROJECT DESIGN												
HIRE CONTRACTOR												
ACTIVE CONSTRUCTION												
CONSTRUCTION CLOSEOUT												

#### SCHOOL CHOICE ENHANCEMENT (SCEP)

##### CURRENT PHASE

##### IMPLEMENTATION

##### DELIVERED

Golf carts  
murals

##### BUDGET

\$100,000

##### IN PROGRESS

picnic table  
benches

#### MUSIC



COMPLETE

##### SCOPE

431 Instruments Delivered

#### TECHNOLOGY



COMPLETE

##### SCOPE

365 Items Delivered

#### TRAFFIC LIGHT INDICATOR OF VARIOUS RISK LEVELS



##### HIGH:

Further analysis should be performed, if this risk still shows unacceptable or medium risk redesign and/or other changes should be introduced to reduce the criticality.

##### MEDIUM:

The risk may be acceptable but redesign or other changes should be considered if reasonably practical.

##### LOW:

The risk is low and further risk reducing measures are not necessary.

## Dave Thomas Education Center - East



Address: 180 SW 2ND STREET, POMPANO BEACH 33060  
Location Num: 3697  
Board District: 7  
Board Member: Nora Rupert  
ADEFP Budget: \$2,876,494  
Total Facilities Budget (Sum of Projects): \$2,619,494

### PRIMARY RENOVATIONS P.001972 SMART Program Renovations

#### CURRENT PHASE

RISK LEVEL

#### ACTIVE CONSTRUCTION



#### PROJECT UPDATE

Due to innumerable concerns based on multiple types of failures, it was decided to proceed with a cease and desist letter to contractor to stop all work. Consultant/Owner/Contractor have reviewed the inventory list of all installed and pending to installed items on the field. Contractor is currently working on the final change order. A proposed meeting with upper management for final agreement for the closeout has been submitted. Contractor is also submitting Pay App#13 to account for the work completed up to this point.

#### PROJECT SCOPE

Building Envelope Building 01 roof replacement and exterior painting HVAC improvements Building 01 replace 12 RTU and dedicated outside air units with corresponding ductwork

#### BUDGET

	Current Budget	Actuals	Remaining Budget
Design	\$95,765	\$63,750	\$32,015
Construction	\$1,998,450	\$740,033	\$1,258,417
Direct Purchase	\$217,100	\$217,100	\$0
Construction Mgmt	\$206,679	\$151,057	\$55,622
Contingency	\$79,400	\$0	\$79,400
Consultants	\$22,100	\$0	\$22,100
<b>Project Total:</b>	<b>\$2,619,494</b>	<b>\$1,171,940</b>	<b>\$1,447,554</b>

#### FLAG:

PHASE	2015	2016	2017	2018	2019	2020	2021	2022	2023	2024	2025	2026
	Q1 Q2 Q3 Q4	Q1 Q2 Q3 Q4	Q1 Q2 Q3 Q4	Q1 Q2 Q3 Q4	Q1 Q2 Q3 Q4	Q1 Q2 Q3 Q4	Q1 Q2 Q3 Q4	Q1 Q2 Q3 Q4	Q1 Q2 Q3 Q4	Q1 Q2 Q3 Q4	Q1 Q2 Q3 Q4	Q1 Q2 Q3 Q4
PROJECT PLANNING												
HIRE DESIGNER												
PROJECT DESIGN												
HIRE CONTRACTOR												
ACTIVE CONSTRUCTION												
CONSTRUCTION CLOSEOUT												

### SCHOOL CHOICE ENHANCEMENT (SCEP)

#### CURRENT PHASE

#### BUDGET

#### COMPLETE

\$100,000

#### DELIVERED

Lenovo laptops  
Digital marquee  
Front office furniture

#### TRAFFIC LIGHT INDICATOR OF VARIOUS RISK LEVELS



**HIGH:**  
Further analysis should be performed, if this risk still shows unacceptable or medium risk redesign and or other changes should be introduced to reduce the criticality.

**MEDIUM:**  
The risk may be acceptable but redesign or other changes should be considered if reasonably practical.

**LOW:**  
The risk is low and further risk reducing measures are not necessary.

## Dave Thomas Education Center - West



Address: 4690 COCONUT CREEK PKWY, COCONUT CREEK 33066  
 Location Num: 2031  
 Board District: 7  
 Board Member: Nora Rupert  
 ADEFP Budget: \$212,000  
 Total Facilities Budget (Sum of Projects):

### SCHOOL CHOICE ENHANCEMENT (SCEP)

#### CURRENT PHASE

COMPLETE

DELIVERED

Reconstructing of Room 202  
 Technology items  
 outdoor furniture  
 Recordex & Wall wraps

#### BUDGET

\$100,000

### MUSIC

✓  
COMPLETE

#### SCOPE

26 Instruments Delivered

#### TRAFFIC LIGHT INDICATOR OF VARIOUS RISK LEVELS



##### HIGH:

Further analysis should be performed, if this risk still shows unacceptable or medium risk redesign and or other changes should be introduced to reduce the criticality.

##### MEDIUM:

The risk may be acceptable but redesign or other changes should be considered if reasonably practical.

##### LOW:

The risk is low and further risk reducing measures are not necessary.

## Davie Elementary School



Address: 7025 SW 39 STREET, DAVIE 33314  
Location Num: 2801  
Board District: 6  
Board Member: Laurie Rich Levinson  
ADEFP Budget: \$5,536,700  
Total Facilities Budget (Sum of Projects): \$5,096,700

### PRIMARY RENOVATIONS P.001899 SMART Program Renovations

#### CURRENT PHASE

RISK LEVEL

#### ACTIVE CONSTRUCTION



#### PROJECT UPDATE

All work has been completed. Final inspections are on-going along with the punch list.

#### PROJECT SCOPE

Restroom Renovations: Building 1 (Rooms 145 & 146). Re-Roofing: Buildings 1, 2, 3, and 85. HVAC Equipment Replacement: Buildings 1 & 2. Fire Sprinklers: Building 1. Emergency lights and Exit signs: Buildings 1, 2, 5, and 85. Media Center Renovation: Building 1.

#### BUDGET

	Current Budget	Actuals	Remaining Budget
Design	\$275,000	\$214,282	\$60,718
Construction	\$3,437,803	\$3,378,956	\$58,847
FF&E and Technology	\$40,310	\$300	\$40,010
Direct Purchase	\$541,013	\$541,013	\$0
Construction Mgmt	\$560,637	\$512,812	\$47,825
Contingency	\$229,937	\$0	\$229,937
Consultants	\$6,000	\$3,818	\$2,182
Utilities	\$6,000	\$0	\$6,000
<b>Project Total:</b>	<b>\$5,096,700</b>	<b>\$4,651,181</b>	<b>\$445,519</b>

#### FLAG:

PHASE	2015	2016	2017	2018	2019	2020	2021	2022	2023	2024	2025	2026
	Q1 Q2 Q3 Q4	Q1 Q2 Q3 Q4	Q1 Q2 Q3 Q4	Q1 Q2 Q3 Q4	Q1 Q2 Q3 Q4	Q1 Q2 Q3 Q4	Q1 Q2 Q3 Q4	Q1 Q2 Q3 Q4	Q1 Q2 Q3 Q4	Q1 Q2 Q3 Q4	Q1 Q2 Q3 Q4	Q1 Q2 Q3 Q4
PROJECT PLANNING												
HIRE DESIGNER												
PROJECT DESIGN												
HIRE CONTRACTOR												
ACTIVE CONSTRUCTION												
CONSTRUCTION CLOSEOUT												

### SCHOOL CHOICE ENHANCEMENT (SCEP)

#### CURRENT PHASE

COMPLETE

#### DELIVERED

Laptops  
desktops  
Earthwalk carts  
printers  
reading tables  
cafeteria system upgrades  
stage curtains  
teacher lounge upgrade  
classroom rugs  
Recordex & teacher lounge updates - (Conference table - Cabinets -  
presentation board - 2 leather seating - 6

#### BUDGET

\$100,000

### MUSIC

#### SCOPE

COMPLETE 638 Instruments Delivered

#### TECHNOLOGY

#### SCOPE

COMPLETE 308 Items Delivered

#### TRAFFIC LIGHT INDICATOR OF VARIOUS RISK LEVELS



**HIGH:**  
Further analysis should be performed, if this risk still shows unacceptable or medium risk redesign and/or other changes should be introduced to reduce the criticality.

**MEDIUM:**  
The risk may be acceptable but redesign or other changes should be considered if reasonably practical.

**LOW:**  
The risk is low and further risk reducing measures are not necessary.

## Deerfield Beach Elementary School



Address: 650 NE 1 STREET, DEERFIELD BEACH 33441  
Location Num: 11  
Board District: 7  
Board Member: Nora Rupert  
ADEFP Budget: \$6,053,445  
Total Facilities Budget (Sum of Projects): \$5,611,445

### PRIMARY RENOVATIONS P.001820 SMART Program Renovations

#### CURRENT PHASE

RISK LEVEL

#### ACTIVE CONSTRUCTION



#### PROJECT UPDATE

DiPompeo Construction will be issued a Cease and Desist to pause work on Building No. 1. ACAI has submitted a proposal to survey the building and document existing conditions based on recent demolition scope and new unforeseen conditions. A report will be developed documenting these conditions. A meeting is scheduled for Monday, 01/10, to review the new process with Principal Gerlach. All other renovation items are to be completed as part of the original contract scope. This includes the Building 8, 9, and 13 HVAC items and window/door replacement scopes. Building No. 8 originally includes new exhaust fans, new mini split, and new windows/doors. Building No. 9 originally includes new windows/doors. Building No. 13 originally includes new HVAC equipment and mechanical room renovation items. A punch list will be generated for items pending as part of the Media Center scope in Building No. 8.

#### PROJECT SCOPE

1) Campus Wide Fire Alarm system replacement. 2) Building 9: - Exterior Doors and Windows 3) HVAC Improvements: - Building 13: Replacement of two (2) AHUs - Building 8: A new split A/C unit - Tie-downs of various pieces of existing roof equipment. 4) Media Center renovations including flooring, ceiling, lighting, windows and door replacement, and FF&E. 5) Building 1 (Historic) renovations include lead paint removal and exterior painting, new fire sprinklers, four (4) group restrooms, structural repairs, flooring repairs, exterior walkways, installation of new classroom ductwork, new electrical system and equipment, new ceilings and light fixtures, new stair tower, replacement of all gates, handrails, and guardrails, and new FF&E.

#### BUDGET

	Current Budget	Actuals	Remaining Budget
Design	\$443,100	\$311,323	\$131,777
Construction	\$3,919,631	\$890,251	\$3,029,380
FF&E and Technology	\$114,343	\$114,258	\$85
Construction Mgmt	\$617,258	\$616,850	\$408
Contingency	\$468,013	\$0	\$468,013
Consultants	\$37,100	\$31,534	\$5,566
Utilities	\$12,000	\$0	\$12,000
<b>Project Total:</b>	<b>\$5,611,445</b>	<b>\$1,964,216</b>	<b>\$3,647,229</b>

#### FLAG:

PHASE	2015	2016	2017	2018	2019	2020	2021	2022	2023	2024	2025	2026
	Q1 Q2 Q3 Q4	Q1 Q2 Q3 Q4	Q1 Q2 Q3 Q4	Q1 Q2 Q3 Q4	Q1 Q2 Q3 Q4	Q1 Q2 Q3 Q4	Q1 Q2 Q3 Q4	Q1 Q2 Q3 Q4	Q1 Q2 Q3 Q4	Q1 Q2 Q3 Q4	Q1 Q2 Q3 Q4	Q1 Q2 Q3 Q4
PROJECT PLANNING												
HIRE DESIGNER												
PROJECT DESIGN												
HIRE CONTRACTOR												
ACTIVE CONSTRUCTION												
CONSTRUCTION CLOSEOUT												

### SCHOOL CHOICE ENHANCEMENT (SCEP)

#### CURRENT PHASE

#### COMPLETE

#### DELIVERED

Fence around the butterfly garden  
tables  
stools  
bookcases  
indoor furniture  
outdoor classroom shade  
8x12 classroom rugs & chairs

#### BUDGET

\$100,000

### MUSIC

#### SCOPE

COMPLETE

238 Instruments Delivered

#### TECHNOLOGY

COMPLETE

566 Items Delivered

#### TRAFFIC LIGHT INDICATOR OF VARIOUS RISK LEVELS



**HIGH:**  
Further analysis should be performed, if this risk still shows unacceptable or medium risk redesign and/or other changes should be introduced to reduce the criticality.

**MEDIUM:**  
The risk may be acceptable but redesign or other changes should be considered if reasonably practical.

**LOW:**  
The risk is low and further risk reducing measures are not necessary.

## Deerfield Beach High School



Address: 910 SW 15 STREET, DEERFIELD BEACH 33441  
Location Num: 1711  
Board District: 7  
Board Member: Nora Rupert  
ADEFP Budget: \$12,535,400  
Total Facilities Budget (Sum of Projects): \$11,271,400

### PRIMARY RENOVATIONS P.001694 GOB Renovations

#### CURRENT PHASE

RISK LEVEL

#### ACTIVE CONSTRUCTION



#### PROJECT UPDATE

Replacement of the chiller water pipes in the Bldg. 1 in progress, PCOI# 1 Pipe sampling Negotiation in progress, PCOI# 2,3,4,5 & 6 at AE Court. Installation of CWP in Bldg 2 in progress. pending Electrical Feeders ETA, SD-9 Roof Curbs Shop Drawings in progress. coordination with FPL and Facilities Planning & Real Estate in Progress. FPL's concrete pad and Transformer installation in Progress. Working with the construction team to provide for time extensions for issues the project has encountered, working those out with the recent change orders for the project.

#### PROJECT SCOPE

HVAC Replacement: Buildings 1, 2, 5, 6, 8, 9, 12 Reroofing: Building 12

#### BUDGET

	Current Budget	Actuals	Remaining Budget
Design	\$510,000	\$432,172	\$77,828
Construction	\$4,680,705	\$1,288,867	\$3,391,838
Direct Purchase	\$788,575	\$140,412	\$648,163
Construction Mgmt	\$809,500	\$684,372	\$125,128
Contingency	\$500,620	\$0	\$500,620
Consultants	\$30,000	\$0	\$30,000
Utilities	\$40,000	\$39,288	\$712
<b>Project Total:</b>	<b>\$7,359,400</b>	<b>\$2,585,111</b>	<b>\$4,774,289</b>

#### FLAG:

PHASE	2015	2016	2017	2018	2019	2020	2021	2022	2023	2024	2025	2026
	Q1 Q2 Q3 Q4	Q1 Q2 Q3 Q4	Q1 Q2 Q3 Q4	Q1 Q2 Q3 Q4	Q1 Q2 Q3 Q4	Q1 Q2 Q3 Q4	Q1 Q2 Q3 Q4	Q1 Q2 Q3 Q4	Q1 Q2 Q3 Q4	Q1 Q2 Q3 Q4	Q1 Q2 Q3 Q4	Q1 Q2 Q3 Q4
PROJECT PLANNING												
HIRE DESIGNER												
PROJECT DESIGN												
HIRE CONTRACTOR												
ACTIVE CONSTRUCTION												
CONSTRUCTION CLOSEOUT												

#### TRAFFIC LIGHT INDICATOR OF VARIOUS RISK LEVELS



**HIGH:**  
Further analysis should be performed, if this risk still shows unacceptable or medium risk redesign and or other changes should be introduced to reduce the criticality.

**MEDIUM:**  
The risk may be acceptable but redesign or other changes should be considered if reasonably practical.

**LOW:**  
The risk is low and further risk reducing measures are not necessary.

## Deerfield Beach High School



Address: 910 SW 15 STREET, DEERFIELD BEACH 33441  
Location Num: 1711  
Board District: 7  
Board Member: Nora Rupert  
ADEFP Budget: \$12,535,400  
Total Facilities Budget (Sum of Projects): \$11,271,400

### PRIMARY RENOVATIONS P.002134 SMART Program Renovations

#### CURRENT PHASE

RISK LEVEL

#### DESIGN



#### PROJECT UPDATE

PMOR 90% Backcheck review comments were sent to the consultant on 12/23/21. Asbestos Report Request approval and Report sent by EH&S Department on 12/21/21 for inclusion in the Project Binder. As of 12/31, The CMAR is to provide a 100% CD - Deliverable, including Constructability Report, Design Estimate, Master Schedule, Preliminary Staging, and Phasing. Anticipate 100% CD first submittal to the Building Department by January 2022.

#### PROJECT SCOPE

Exterior Painting: Buildings 1, 2, 3, 4, 5, 6, 8, 9, 10, 12, 13 and 17. Exterior Lighting Replacement: Buildings 1, 2, 11, and 13. Media and Stem Lab Renovations: Building 1. ADA Restroom Renovation: Buildings 1,2 and 9. Door and Window Repairs: Building 1 and 2. Security Camera Installation: Building 99.

#### BUDGET

	Current Budget	Actuals	Remaining Budget
Design	\$325,000	\$170,372	\$154,628
Construction	\$2,715,754	\$43,673	\$2,672,081
Construction Mgmt	\$640,592	\$373,838	\$266,754
Contingency	\$210,654	\$0	\$210,654
Consultants	\$20,000	\$0	\$20,000
<b>Project Total:</b>	<b>\$3,912,000</b>	<b>\$587,883</b>	<b>\$3,324,117</b>

#### FLAG:

PHASE	2015	2016	2017	2018	2019	2020	2021	2022	2023	2024	2025	2026
	Q1 Q2 Q3 Q4	Q1 Q2 Q3 Q4	Q1 Q2 Q3 Q4	Q1 Q2 Q3 Q4	Q1 Q2 Q3 Q4	Q1 Q2 Q3 Q4	Q1 Q2 Q3 Q4	Q1 Q2 Q3 Q4	Q1 Q2 Q3 Q4	Q1 Q2 Q3 Q4	Q1 Q2 Q3 Q4	Q1 Q2 Q3 Q4
PROJECT PLANNING												
HIRE DESIGNER												
PROJECT DESIGN												
HIRE CONTRACTOR												
ACTIVE CONSTRUCTION												
CONSTRUCTION CLOSEOUT												

### SCHOOL CHOICE ENHANCEMENT (SCEP)

#### CURRENT PHASE

COMPLETE

#### DELIVERED

Gator  
aiphone at the SPE  
gym scoreboards  
digital marquee

#### BUDGET

\$100,000

#### IN PROGRESS

washer  
dryer

### ATHLETICS

#### SCOPE

COMPLETE Weight Room

#### TECHNOLOGY

#### SCOPE

COMPLETE 1,084 Items Delivered

#### TRAFFIC LIGHT INDICATOR OF VARIOUS RISK LEVELS



**HIGH:**  
Further analysis should be performed, if this risk still shows unacceptable or medium risk redesign and or other changes should be introduced to reduce the criticality.

**MEDIUM:**  
The risk may be acceptable but redesign or other changes should be considered if reasonably practical.

**LOW:**  
The risk is low and further risk reducing measures are not necessary.

## Deerfield Beach Middle School



Address 701 SE 6 AVENUE, DEERFIELD BEACH 33441  
Location Num: 911  
Board District: 7  
Board Member: Nora Rupert  
ADEFP Budget: \$4,757,000  
Total Facilities Budget (Sum of Projects): \$4,333,000

### PRIMARY RENOVATIONS P.002142 SMART Program Renovations

#### CURRENT PHASE

RISK LEVEL

#### DESIGN



#### PROJECT UPDATE

The project was reviewed in July to carve out the reroofing to expedite due to the existing conditions of the roofs. Reroofing would be done under a CSMP contract and include roof-mounted mechanical equipment. CSMP Bidding phase is in progress as of 10/31. The balance of the GOB work will proceed to a 50% review. As 12-31-21 no changes have accrued.

#### PROJECT SCOPE

Replace fire alarm system, all buildings. New Fire Sprinklers Bldg 1 Replace roof - Bldg 4, 7, 8, 85. Replace windows - Bldg 2, 4, 5, 7, 9, 85. Replace exhaust fan - Bldg - 1, 3, 5. HVAC test and balance - Bldg 1, 2, 3 and 9.

#### BUDGET

	Current Budget	Actuals	Remaining Budget
Design	\$402,500	\$90,907	\$311,593
Construction	\$2,886,000	\$247,374	\$2,638,626
Construction Mgmt	\$817,115	\$458,219	\$358,896
Contingency	\$154,153	\$0	\$154,153
Consultants	\$64,232	\$0	\$64,232
Utilities	\$9,000	\$0	\$9,000
<b>Project Total:</b>	<b>\$4,333,000</b>	<b>\$796,500</b>	<b>\$3,536,500</b>

#### FLAG:

PHASE	2015	2016	2017	2018	2019	2020	2021	2022	2023	2024	2025	2026
	Q1 Q2 Q3 Q4	Q1 Q2 Q3 Q4	Q1 Q2 Q3 Q4	Q1 Q2 Q3 Q4	Q1 Q2 Q3 Q4	Q1 Q2 Q3 Q4	Q1 Q2 Q3 Q4	Q1 Q2 Q3 Q4	Q1 Q2 Q3 Q4	Q1 Q2 Q3 Q4	Q1 Q2 Q3 Q4	Q1 Q2 Q3 Q4
PROJECT PLANNING												
HIRE DESIGNER												
PROJECT DESIGN												
HIRE CONTRACTOR												
ACTIVE CONSTRUCTION												
CONSTRUCTION CLOSEOUT												

### PRIMARY RENOVATIONS P.002778 SMART Program Renovations

#### CURRENT PHASE

RISK LEVEL

#### HIRE CONTRACTOR



#### PROJECT UPDATE

Negotiations with Advanced

#### PROJECT SCOPE

Roofing carve-out - Bldgs. 1, 3, 4 & 9 and their associated roof top mechanical equipment

#### FLAG:

PHASE	2015	2016	2017	2018	2019	2020	2021	2022	2023	2024	2025	2026
	Q1 Q2 Q3 Q4	Q1 Q2 Q3 Q4	Q1 Q2 Q3 Q4	Q1 Q2 Q3 Q4	Q1 Q2 Q3 Q4	Q1 Q2 Q3 Q4	Q1 Q2 Q3 Q4	Q1 Q2 Q3 Q4	Q1 Q2 Q3 Q4	Q1 Q2 Q3 Q4	Q1 Q2 Q3 Q4	Q1 Q2 Q3 Q4
PROJECT PLANNING												
HIRE CONTRACTOR												
ACTIVE CONSTRUCTION												
CONSTRUCTION CLOSEOUT												

#### TRAFFIC LIGHT INDICATOR OF VARIOUS RISK LEVELS



**HIGH:**  
Further analysis should be performed, if this risk still shows unacceptable or medium risk redesign and/or other changes should be introduced to reduce the criticality.

**MEDIUM:**  
The risk may be acceptable but redesign or other changes should be considered if reasonably practical.

**LOW:**  
The risk is low and further risk reducing measures are not necessary.

## Deerfield Beach Middle School



Address 701 SE 6 AVENUE, DEERFIELD BEACH 33441  
Location Num: 911  
Board District: 7  
Board Member: Nora Rupert  
ADEFP Budget: \$4,757,000  
Total Facilities Budget (Sum of Projects): \$4,333,000

### PRIMARY RENOVATIONS P.002849 SMART Program Renovations

#### CURRENT PHASE

RISK LEVEL

#### HIRE CONTRACTOR

#### PROJECT UPDATE

- 12/2/21: 800a issued to Sierra, Cosugas & Messam - 12/7/21: Pre-proposal conference held with all three contractors - 12/9/21: 10:00AM site walkthrough - 12/20/21: RFIs answered - 12/21/21: Cosugas requesting till next Tuesday to turn-in his bid. Request granted and shared with the other contractors. New Bid due date: 12/28/21  
- 12/28/21: In receipt of the proposals (800b) / All above \$1M. Atkins estimate: \$777,554

#### PROJECT SCOPE

Roofing carve-out - Bldgs. 8, 85 & walkways and their associated roof top mechanical equipment

#### FLAG:

PHASE	2015				2016				2017				2018				2019				2020				2021				2022				2023				2024				2025				2026			
	Q1	Q2	Q3	Q4	Q1	Q2	Q3	Q4	Q1	Q2	Q3	Q4	Q1	Q2	Q3	Q4	Q1	Q2	Q3	Q4	Q1	Q2	Q3	Q4	Q1	Q2	Q3	Q4	Q1	Q2	Q3	Q4	Q1	Q2	Q3	Q4	Q1	Q2	Q3	Q4	Q1	Q2	Q3	Q4				
PROJECT PLANNING																																																
HIRE CONTRACTOR																																																
ACTIVE CONSTRUCTION																																																
CONSTRUCTION CLOSEOUT																																																

### PRIMARY RENOVATIONS P.002861 Roofing Building 2, 5, 6, 7 -SMART Program

#### CURRENT PHASE

RISK LEVEL

#### HIRE CONTRACTOR

#### PROJECT UPDATE

-This project is awarded to Decktight. - Decktight is negotiating the design portion of the carve-out with DLFC Architects, the Designer of record on the overall GOB project.

#### PROJECT SCOPE

Roofing carve-out - Bldgs. 2, 5, 6 & 7 and their associated roof top mechanical equipment

#### FLAG:

PHASE	2015				2016				2017				2018				2019				2020				2021				2022				2023				2024				2025				2026			
HIRE CONTRACTOR																																																
ACTIVE CONSTRUCTION																																																
CONSTRUCTION CLOSEOUT																																																

### SCHOOL CHOICE ENHANCEMENT (SCEP)

#### CURRENT PHASE

#### BUDGET

\$100,000

#### COMPLETE

#### DELIVERED

Broadcasting equipment  
high student desks  
armless chairs  
tabletop  
flip down table base  
teachers' desk  
collision tables for STEM LAB Room  
furniture for room 212 Medical and Rooms 301E - 301F - 302 &  
Zenenergy stools  
armless chairs  
MakerBot 3D Printer

### MUSIC

#### COMPLETE

#### SCOPE

53 Instruments Delivered

### TECHNOLOGY

#### COMPLETE

#### SCOPE

357 Items Delivered

#### TRAFFIC LIGHT INDICATOR OF VARIOUS RISK LEVELS



#### HIGH:

Further analysis should be performed, if this risk still shows unacceptable or medium risk redesign and or other changes should be introduced to reduce the criticality.

#### MEDIUM:

The risk may be acceptable but redesign or other changes should be considered if reasonably practical.

#### LOW:

The risk is low and further risk reducing measures are not necessary.

## Deerfield Park Elementary School



Address: 650 SW 3 AVENUE, DEERFIELD BEACH 33441  
Location Num: 391  
Board District: 7  
Board Member: Nora Rupert  
ADEFP Budget: \$6,585,840  
Total Facilities Budget (Sum of Projects): \$6,224,840

### PRIMARY RENOVATIONS P.002036 SMART Program Renovations

#### CURRENT PHASE

RISK LEVEL

#### ACTIVE CONSTRUCTION



#### PROJECT UPDATE

Contractor has completed the roofing temp installation on Bldg.4,5 and 8 including the installation of the roof curbs. Contractor has begun with the roof demo, fire proofing, base and 1 ply upper roof installation in Bldg.6. In Bldg.1 and 2, the grinding and base flashing of parapet walls have been completed and the new roof system has been installed. In Bldg.3, all roof curbs have been installed and the new roof system is getting installed. In Bldg.8, the new cuppers are getting installed. In Bldg.7, the new roof system has been completed. Contractor has submitted multiple change orders for A/E to review. Approval of the Fire Sprinklers Shop Dwgs was obtained. Contractor is creating a phasing plan for the schedule of the oncoming work.

#### PROJECT SCOPE

Re-roofing Buildings 1, 2, 3, 4, 5, 6, 7, and 8. HVAC Buildings 1, 2, 3, 4, 5, 6, 7, and 8. Fire Alarm improvements: campus-wide.

#### BUDGET

	Current Budget	Actuals	Remaining Budget
Design	\$425,000	\$329,024	\$95,976
Construction	\$4,248,481	\$26,074	\$4,222,407
Direct Purchase	\$496,825	\$183,167	\$313,658
Construction Mgmt	\$684,732	\$684,732	\$0
Contingency	\$347,802	\$0	\$347,802
Consultants	\$11,000	\$7,974	\$3,026
Utilities	\$11,000	\$0	\$11,000
<b>Project Total:</b>	<b>\$6,224,840</b>	<b>\$1,230,971</b>	<b>\$4,993,869</b>

#### FLAG:

PHASE	2015	2016	2017	2018	2019	2020	2021	2022	2023	2024	2025	2026
	Q1 Q2 Q3 Q4	Q1 Q2 Q3 Q4	Q1 Q2 Q3 Q4	Q1 Q2 Q3 Q4	Q1 Q2 Q3 Q4	Q1 Q2 Q3 Q4	Q1 Q2 Q3 Q4	Q1 Q2 Q3 Q4	Q1 Q2 Q3 Q4	Q1 Q2 Q3 Q4	Q1 Q2 Q3 Q4	Q1 Q2 Q3 Q4
PROJECT PLANNING												
HIRE DESIGNER												
PROJECT DESIGN												
HIRE CONTRACTOR												
ACTIVE CONSTRUCTION												
CONSTRUCTION CLOSEOUT												

### SCHOOL CHOICE ENHANCEMENT (SCEP)

#### CURRENT PHASE

IMPLEMENTATION

#### DELIVERED

Digital marquee

#### BUDGET

\$100,000

#### IN PROGRESS

TVs and production studio

### MUSIC



COMPLETE

#### SCOPE

326 Instruments Delivered



COMPLETE

#### TECHNOLOGY

#### SCOPE

460 Items Delivered

#### TRAFFIC LIGHT INDICATOR OF VARIOUS RISK LEVELS



#### HIGH:

Further analysis should be performed, if this risk still shows unacceptable or medium risk redesign and or other changes should be introduced to reduce the criticality.

#### MEDIUM:

The risk may be acceptable but redesign or other changes should be considered if reasonably practical.

#### LOW:

The risk is low and further risk reducing measures are not necessary.

## Dillard 6-12 School



Address: 2501 NW 11 STREET, FORT LAUDERDALE 33311  
Location Num: 371  
Board District: 5  
Board Member: Dr. Rosalind Osgood  
ADEFP Budget: \$8,929,232  
Total Facilities Budget (Sum of Projects): \$8,481,232

### PRIMARY RENOVATIONS P.001726 GOB Renovations

#### CURRENT PHASE

RISK LEVEL

#### ACTIVE CONSTRUCTION



#### PROJECT UPDATE

The CSMP contractor for Re-roofing of Building 5 and Building 6 completed the temp dry-in. Currently waiting on materials for the permanent Roof. In Building 3, the fire sprinkler system is 90% completed, ASI is required for a unforeseen condition with the underground fire line.

#### PROJECT SCOPE

Site improvement: New Site Lighting Poles Aluminum Walkways New Building for Single Point of Entry Fire Protection install in Building 3 Re-Roofing: Building 4 - 10 Emergency Signage for Buildings 5, 6, & 7 HVAC improvements: Building 3 Electrical HVAC Repairs Boiler Repairs in Building 7 Building 8 & 9 Electrical repairs for HVAC

#### BUDGET

	Current Budget	Actuals	Remaining Budget
Design	\$628,170	\$614,586	\$13,584
Construction	\$6,432,949	\$3,203,393	\$3,229,556
FF&E and Technology	\$11,115	\$5,713	\$5,402
Direct Purchase	\$407,905	\$0	\$407,905
Construction Mgmt	\$720,441	\$573,035	\$147,406
Contingency	\$237,452	\$0	\$237,452
Consultants	\$35,000	\$3,839	\$31,161
Utilities	\$8,200	\$0	\$8,200
<b>Project Total:</b>	<b>\$8,481,232</b>	<b>\$4,400,566</b>	<b>\$4,080,666</b>

#### FLAG:

PHASE	2015	2016	2017	2018	2019	2020	2021	2022	2023	2024	2025	2026
	Q1 Q2 Q3 Q4	Q1 Q2 Q3 Q4	Q1 Q2 Q3 Q4	Q1 Q2 Q3 Q4	Q1 Q2 Q3 Q4	Q1 Q2 Q3 Q4	Q1 Q2 Q3 Q4	Q1 Q2 Q3 Q4	Q1 Q2 Q3 Q4	Q1 Q2 Q3 Q4	Q1 Q2 Q3 Q4	Q1 Q2 Q3 Q4
PROJECT PLANNING												
HIRE DESIGNER												
PROJECT DESIGN												
HIRE CONTRACTOR												
ACTIVE CONSTRUCTION												
CONSTRUCTION CLOSEOUT												

### SCHOOL CHOICE ENHANCEMENT (SCEP)

#### CURRENT PHASE

#### BUDGET

COMPLETE

\$100,000

#### DELIVERED

Poster maker  
3D printer  
student laptops  
chairs  
furniture  
golf carts & digital marquee

### ATHLETICS

✓ **SCOPE**  
COMPLETE Weight Room

### MUSIC

✓ **SCOPE**  
COMPLETE 185 Instruments Delivered

### TECHNOLOGY

✓ **SCOPE**  
COMPLETE 404 Items Delivered

#### TRAFFIC LIGHT INDICATOR OF VARIOUS RISK LEVELS



**HIGH:**  
Further analysis should be performed, if this risk still shows unacceptable or medium risk redesign and or other changes should be introduced to reduce the criticality.  
**MEDIUM:**  
The risk may be acceptable but redesign or other changes should be considered if reasonably practical.  
**LOW:**  
The risk is low and further risk reducing measures are not necessary.

## Dillard Elementary School



Address: 2330 NW 12 COURT, FORT LAUDERDALE 33311  
Location Num: 271  
Board District: 5  
Board Member: Dr. Rosalind Osgood  
ADEFP Budget: \$4,316,371  
Total Facilities Budget (Sum of Projects): \$4,093,371

### PRIMARY RENOVATIONS P.001915 SMART Program Renovations

#### CURRENT PHASE

RISK LEVEL

#### ACTIVE CONSTRUCTION



#### PROJECT UPDATE

The mechanical equipment has been delivered. Temporary cooling plans have been prepared by the contractor and is awaiting EOR approval. The roofing binder is being revised by the contractor. The contractor at this time has not invoiced for their bond nor insurance.

#### PROJECT SCOPE

Re-roofing: Buildings 1, 3, & 9 Window replacements (2) HVAC Improvements - Replacements of all classroom FCUs and all AHUs

#### BUDGET

	Current Budget	Actuals	Remaining Budget
Design	\$175,000	\$126,730	\$48,270
Construction	\$3,137,306	\$136,668	\$3,000,638
Direct Purchase	\$193,000	\$0	\$193,000
Construction Mgmt	\$399,500	\$277,648	\$121,852
Contingency	\$183,565	\$0	\$183,565
Consultants	\$5,000	\$3,666	\$1,334
<b>Project Total:</b>	<b>\$4,093,371</b>	<b>\$544,712</b>	<b>\$3,548,659</b>

#### FLAG:

PHASE	2015	2016	2017	2018	2019	2020	2021	2022	2023	2024	2025	2026
	Q1 Q2 Q3 Q4	Q1 Q2 Q3 Q4	Q1 Q2 Q3 Q4	Q1 Q2 Q3 Q4	Q1 Q2 Q3 Q4	Q1 Q2 Q3 Q4	Q1 Q2 Q3 Q4	Q1 Q2 Q3 Q4	Q1 Q2 Q3 Q4	Q1 Q2 Q3 Q4	Q1 Q2 Q3 Q4	Q1 Q2 Q3 Q4
PROJECT PLANNING												
HIRE DESIGNER												
PROJECT DESIGN												
HIRE CONTRACTOR												
ACTIVE CONSTRUCTION												
CONSTRUCTION CLOSEOUT												

### SCHOOL CHOICE ENHANCEMENT (SCEP)

#### CURRENT PHASE

#### IMPLEMENTATION

#### DELIVERED

Outdoor mats  
classroom rugs  
flat screen TVs  
window wraps  
custodial equipment  
two-way radios  
golf cart accessories  
stage curtains  
media center furniture  
TV and window wraps  
Golf Cart

#### BUDGET

\$100,000

### MUSIC

#### SCOPE

COMPLETE 277 Instruments Delivered

#### TECHNOLOGY

#### SCOPE

COMPLETE 32 Items Delivered

#### TRAFFIC LIGHT INDICATOR OF VARIOUS RISK LEVELS



**HIGH:**  
Further analysis should be performed, if this risk still shows unacceptable or medium risk redesign and or other changes should be introduced to reduce the criticality.

**MEDIUM:**  
The risk may be acceptable but redesign or other changes should be considered if reasonably practical.

**LOW:**  
The risk is low and further risk reducing measures are not necessary.

## Discovery Elementary School



Address: 8800 NW 54 COURT, SUNRISE 33351  
 Location Num: 3962  
 Board District: 5  
 Board Member: Dr. Rosalind Osgood  
 ADEFP Budget: \$613,000  
 Total Facilities Budget (Sum of Projects):

### SCHOOL CHOICE ENHANCEMENT (SCEP)

#### CURRENT PHASE

COMPLETE

#### DELIVERED

PE equipment  
 classroom carpets  
 books  
 stage curtains  
 furniture  
 portable sound systems  
 cabinets  
 podiums  
 outdoor benches  
 tables  
 tricaster  
 TVs  
 cafeteria sound system  
 projector  
 murals  
 golf carts  
 fabric for chairs  
 front office furniture

#### BUDGET

\$100,000

### MUSIC

✓  
COMPLETE

#### SCOPE

215 Instruments Delivered

### TECHNOLOGY

✓  
COMPLETE

#### SCOPE

434 Items Delivered

#### TRAFFIC LIGHT INDICATOR OF VARIOUS RISK LEVELS



##### HIGH:

Further analysis should be performed, if this risk still shows unacceptable or medium risk redesign and or other changes should be introduced to reduce the criticality.

##### MEDIUM:

The risk may be acceptable but redesign or other changes should be considered if reasonably practical.

##### LOW:

The risk is low and further risk reducing measures are not necessary.

## Dolphin Bay Elementary School



Address: 16450 MIRAMAR PARKWAY, MIRAMAR 33027  
 Location Num: 3751  
 Board District: 2  
 Board Member: Patricia Good  
 ADEFP Budget: \$307,000  
 Total Facilities Budget (Sum of Projects):

### SCHOOL CHOICE ENHANCEMENT (SCEP)

#### CURRENT PHASE

COMPLETE

#### DELIVERED

Projectors  
 Morning Announcement Studio Equipment  
 Recordex  
 Laptops  
 Playground upgrades & new play equipment Pre-K

#### BUDGET

\$100,000

### MUSIC

✓  
COMPLETE

#### SCOPE

655 Instruments Delivered

### TECHNOLOGY

✓  
COMPLETE

#### SCOPE

208 Items Delivered

#### TRAFFIC LIGHT INDICATOR OF VARIOUS RISK LEVELS



##### HIGH:

Further analysis should be performed, if this risk still shows unacceptable or medium risk redesign and or other changes should be introduced to reduce the criticality.

##### MEDIUM:

The risk may be acceptable but redesign or other changes should be considered if reasonably practical.

##### LOW:

The risk is low and further risk reducing measures are not necessary.

## Dr. Martin Luther King, Jr. Montessori Academy



Address: 591 NW 31 AVENUE, LAUDERHILL 33311  
Location Num: 1611  
Board District: 5  
Board Member: Dr. Rosalind Osgood  
ADEFP Budget: \$1,348,615  
Total Facilities Budget (Sum of Projects): \$1,061,000

### PRIMARY RENOVATIONS P.001662 SMART Program Renovations

#### CURRENT PHASE

RISK LEVEL

#### CONSTRUCTION CLOSEOUT



#### PROJECT UPDATE

Substantial Completion received on 4/15/2020. The Certificate of Final Inspection (OEF209) form was completed on 9/24/2021. The Warranty Walkthrough was performed on 8/5/2021. There were no major warranty defects on the project. The Closeout documents were turned over to the district in October. The documents were turned over to the school on 7/22/2021. The POs are in the process of being closed. The AE submitted their final invoice in December and their POs will be closed out.

#### PROJECT SCOPE

Aluminum Covered Walkways Reroofing Building 5 & 85 HVAC Improvements: Building 1: AHU component replacements Building 2: Chiller replacement Building 4: Exterior condenser replacement

#### BUDGET

	Current Budget	Actuals	Remaining Budget
Design	\$73,437	\$73,437	\$0
Construction	\$779,907	\$779,907	\$0
Construction Mgmt	\$127,351	\$127,351	\$0
Contingency	\$80,305	\$0	\$80,305
<b>Project Total:</b>	<b>\$1,061,000</b>	<b>\$980,695</b>	<b>\$80,305</b>

#### FLAG:

PHASE	2015				2016				2017				2018				2019				2020				2021				2022				2023				2024				2025				2026			
	Q1	Q2	Q3	Q4	Q1	Q2	Q3	Q4	Q1	Q2	Q3	Q4	Q1	Q2	Q3	Q4	Q1	Q2	Q3	Q4	Q1	Q2	Q3	Q4	Q1	Q2	Q3	Q4	Q1	Q2	Q3	Q4	Q1	Q2	Q3	Q4	Q1	Q2	Q3	Q4	Q1	Q2	Q3	Q4				
PROJECT PLANNING																																																
HIRE DESIGNER																																																
PROJECT DESIGN																																																
HIRE CONTRACTOR																																																
ACTIVE CONSTRUCTION																																																
CONSTRUCTION CLOSEOUT																																																

### SCHOOL CHOICE ENHANCEMENT (SCEP)

#### CURRENT PHASE

#### COMPLETE

#### DELIVERED

Interiors murals  
outdoor benches  
laptop computers  
teachers' laptops  
printers  
promethean boards  
digital marquee

#### BUDGET

\$100,000

### MUSIC

#### COMPLETE

#### SCOPE

#### COMPLETE

#### SCOPE

#### COMPLETE

#### SCOPE

#### COMPLETE

#### SCOPE

#### COMPLETE

#### SCOPE

#### COMPLETE

#### SCOPE

#### COMPLETE

#### SCOPE

#### COMPLETE

#### SCOPE

#### COMPLETE

#### SCOPE

#### COMPLETE

#### SCOPE

#### COMPLETE

#### SCOPE

#### COMPLETE

#### SCOPE

#### COMPLETE

#### SCOPE

#### COMPLETE

#### SCOPE

#### COMPLETE

#### SCOPE

#### COMPLETE

#### SCOPE

#### TRAFFIC LIGHT INDICATOR OF VARIOUS RISK LEVELS



#### HIGH:

Further analysis should be performed, if this risk still shows unacceptable or medium risk redesign and or other changes should be introduced to reduce the criticality.

#### MEDIUM:

The risk may be acceptable but redesign or other changes should be considered if reasonably practical.

#### LOW:

The risk is low and further risk reducing measures are not necessary.

## Driftwood Elementary School



Address: 2700 NW 69 AVENUE, HOLLYWOOD 33024  
Location Num: 721  
Board District: 1  
Board Member: Ann Murray  
ADEFP Budget: \$2,080,000  
Total Facilities Budget (Sum of Projects): \$1,735,000

### PRIMARY RENOVATIONS P.002064 SMART Program Renovations

#### CURRENT PHASE

RISK LEVEL

#### DESIGN



#### PROJECT UPDATE

A/E working on R02 comment responses as of 12/31/21. Site Utility, Electrical and Fire Alarm reviews are approved. Six disciplines need to be approved. On 12/14/21 AECOM, A/E, and Building Dept. conducted meeting to review A/E structural package for re-roofing of (4) buildings. A/E recommended 3rd party review of (4) buildings.

#### PROJECT SCOPE

Re-roofing: Buildings 1, 2, 3, 4, 6, 7, 8, 9, 10, 12, 13, 15, & 16. Door Replacements: Buildings 1, 6, 7, 8, 9, & 12. Window Replacements: Buildings 1, 2, 6, 8, & 12. Covered Wood Walkways Replaced with Aluminum Walkways. Exterior Painting: Buildings 3, 4, & 16. Fire Sprinklers: Buildings 2, & 12. HVAC Improvements: Buildings 1, 2, 8, & 12.

#### BUDGET

	Current Budget	Actuals	Remaining Budget
Design	\$239,627	\$160,166	\$79,461
Construction	\$1,060,000	\$36	\$1,059,964
Construction Mgmt	\$375,283	\$256,944	\$118,339
Contingency	\$51,500	\$0	\$51,500
Consultants	\$8,590	\$7,887	\$703
<b>Project Total:</b>	<b>\$1,735,000</b>	<b>\$425,033</b>	<b>\$1,309,967</b>

#### FLAG:

PHASE	2015	2016	2017	2018	2019	2020	2021	2022	2023	2024	2025	2026
	Q1 Q2 Q3 Q4	Q1 Q2 Q3 Q4	Q1 Q2 Q3 Q4	Q1 Q2 Q3 Q4	Q1 Q2 Q3 Q4	Q1 Q2 Q3 Q4	Q1 Q2 Q3 Q4	Q1 Q2 Q3 Q4	Q1 Q2 Q3 Q4	Q1 Q2 Q3 Q4	Q1 Q2 Q3 Q4	Q1 Q2 Q3 Q4
PROJECT PLANNING												
HIRE DESIGNER												
PROJECT DESIGN												
HIRE CONTRACTOR												
ACTIVE CONSTRUCTION												
CONSTRUCTION CLOSEOUT												

### SCHOOL CHOICE ENHANCEMENT (SCEP)

#### CURRENT PHASE

PLANNING/DESIGN

#### BUDGET

\$100,000

#### IN PROGRESS

Ballot development in progress.

### MUSIC

#### SCOPE

COMPLETE 290 Instruments delivered

#### TECHNOLOGY

#### SCOPE

COMPLETE 197 Items Delivered

#### TRAFFIC LIGHT INDICATOR OF VARIOUS RISK LEVELS



**HIGH:**  
Further analysis should be performed, if this risk still shows unacceptable or medium risk redesign and or other changes should be introduced to reduce the criticality.

**MEDIUM:**  
The risk may be acceptable but redesign or other changes should be considered if reasonably practical.

**LOW:**  
The risk is low and further risk reducing measures are not necessary.

## Driftwood Middle School



Address: 2751 NW 70 TERRACE, HOLLYWOOD 33024  
Location Num: 861  
Board District: 1  
Board Member: Ann Murray  
ADEFP Budget: \$8,930,700  
Total Facilities Budget (Sum of Projects): \$8,345,700

### PRIMARY RENOVATIONS P.001837 SMART Program Renovations

#### CURRENT PHASE

RISK LEVEL

#### ACTIVE CONSTRUCTION



#### PROJECT UPDATE

Buildings 2 and 10 - Panels were changed. Building 3 - Curbs 80% Complete Buildings 4, 7, 8, 9, 11, 12 Stucco repair 100% complete Buildings 86, 87 & 88 70% complete Store front door and mural for the Media Center was received.

#### PROJECT SCOPE

Re-Roofing: Building 1, 2, 3, 4, 5, 6, 7, 8, 9, 10, 11, & 12 Safety/Security Upgrades Electrical Improvements: Switchgear Building 7, Transformer Building 12, GFCI Buildings 2, 3, 4, 5, 6, 10, 11, & 12 Art Room: Building 7 Renovation, Conversion of Music and/or Art Lab(s) HVAC Improvements: AHU Buildings 3, 5, & 12 Media Center Improvements

#### BUDGET

	Current Budget	Actuals	Remaining Budget
Design	\$372,347	\$327,646	\$44,701
Construction	\$5,382,256	\$3,275,118	\$2,107,138
FF&E and Technology	\$117,364	\$0	\$117,364
Direct Purchase	\$1,043,100	\$943,986	\$99,114
Construction Mgmt	\$918,000	\$841,078	\$76,922
Contingency	\$437,633	\$0	\$437,633
Consultants	\$75,000	\$0	\$75,000
<b>Project Total:</b>	<b>\$8,345,700</b>	<b>\$5,387,828</b>	<b>\$2,957,872</b>

#### FLAG:

PHASE	2015	2016	2017	2018	2019	2020	2021	2022	2023	2024	2025	2026
	Q1 Q2 Q3 Q4	Q1 Q2 Q3 Q4	Q1 Q2 Q3 Q4	Q1 Q2 Q3 Q4	Q1 Q2 Q3 Q4	Q1 Q2 Q3 Q4	Q1 Q2 Q3 Q4	Q1 Q2 Q3 Q4	Q1 Q2 Q3 Q4	Q1 Q2 Q3 Q4	Q1 Q2 Q3 Q4	Q1 Q2 Q3 Q4
PROJECT PLANNING												
HIRE DESIGNER												
PROJECT DESIGN												
HIRE CONTRACTOR												
ACTIVE CONSTRUCTION												
CONSTRUCTION CLOSEOUT												

### SCHOOL CHOICE ENHANCEMENT (SCEP)

#### CURRENT PHASE

COMPLETE

#### DELIVERED

Golf Carts  
indoor furniture for the computer lab (tables chairs storage cabinets bookcases)  
vacuum & athletic equipment

#### BUDGET

\$100,000

### MUSIC

✓ **SCOPE**  
COMPLETE 75 Instruments delivered

### TECHNOLOGY

✓ **SCOPE**  
COMPLETE 444 Items Delivered

#### TRAFFIC LIGHT INDICATOR OF VARIOUS RISK LEVELS



**HIGH:**  
Further analysis should be performed, if this risk still shows unacceptable or medium risk redesign and/or other changes should be introduced to reduce the criticality.  
**MEDIUM:**  
The risk may be acceptable but redesign or other changes should be considered if reasonably practical.  
**LOW:**  
The risk is low and further risk reducing measures are not necessary.

## Eagle Point Elementary School



Address: 100 INDIAN TRACE, WESTON 33326  
Location Num: 3461  
Board District: 6  
Board Member: Laurie Rich Levinson  
ADEFP Budget: \$6,813,450  
Total Facilities Budget (Sum of Projects): \$6,145,450

### PRIMARY RENOVATIONS P.001746 GOB Renovations

#### CURRENT PHASE

RISK LEVEL

#### ACTIVE CONSTRUCTION



#### PROJECT UPDATE

The plan change for the kiln room has been permitted and is being priced. The RTUs on Buildings 2 & 3 were removed and the roof curbs set. New units to be installed in January. The ASI for the new fire panel location was permitted and is being priced. The work in the Building 80 Chiller Yard ongoing.

#### PROJECT SCOPE

Art Room Renovation 317 & 319 Music Room Renovation Rooms 110 & 401 Re-roofing: Buildings 1, 2, 3, 4, 5, & 6 Fire Alarm Improvements HVAC Improvements: Building: 1 2 Chillers, 2 Cooling Towers, 2 Condenser Water Pumps, & Piping, Building 2: Ductwork, 3 (Chilled Water Piping, & 2 Air Handlers), 80 (AHU, New Chiller, Pumps In a Chiller Yard & New Piping).

#### BUDGET

	Current Budget	Actuals	Remaining Budget
Design	\$387,904	\$361,121	\$26,783
Construction	\$3,801,993	\$1,834,751	\$1,967,242
FF&E and Technology	\$13,500	\$0	\$13,500
Direct Purchase	\$925,958	\$807,523	\$118,435
Construction Mgmt	\$676,000	\$375,960	\$300,040
Contingency	\$300,095	\$0	\$300,095
Consultants	\$40,000	\$10,353	\$29,647
<b>Project Total:</b>	<b>\$6,145,450</b>	<b>\$3,389,708</b>	<b>\$2,755,742</b>

#### FLAG:

PHASE	2015	2016	2017	2018	2019	2020	2021	2022	2023	2024	2025	2026
	Q1 Q2 Q3 Q4	Q1 Q2 Q3 Q4	Q1 Q2 Q3 Q4	Q1 Q2 Q3 Q4	Q1 Q2 Q3 Q4	Q1 Q2 Q3 Q4	Q1 Q2 Q3 Q4	Q1 Q2 Q3 Q4	Q1 Q2 Q3 Q4	Q1 Q2 Q3 Q4	Q1 Q2 Q3 Q4	Q1 Q2 Q3 Q4
PROJECT PLANNING												
HIRE DESIGNER												
PROJECT DESIGN												
HIRE CONTRACTOR												
ACTIVE CONSTRUCTION												
CONSTRUCTION CLOSEOUT												

### SCHOOL CHOICE ENHANCEMENT (SCEP)

#### CURRENT PHASE

COMPLETE

#### DELIVERED

Portable PA system  
PIP rubber surfacing & Recordex

#### BUDGET

\$100,000

### MUSIC

#### SCOPE

COMPLETE 269 Instruments delivered

### TECHNOLOGY

#### SCOPE

COMPLETE 355 Items Delivered

#### TRAFFIC LIGHT INDICATOR OF VARIOUS RISK LEVELS



**HIGH:**  
Further analysis should be performed, if this risk still shows unacceptable or medium risk redesign and/or other changes should be introduced to reduce the criticality.

**MEDIUM:**  
The risk may be acceptable but redesign or other changes should be considered if reasonably practical.

**LOW:**  
The risk is low and further risk reducing measures are not necessary.

## Eagle Ridge Elementary School



Address: 11500 WESTVIEW DRIVE, CORAL SPRINGS 33076  
Location Num: 3441  
Board District: 4  
Board Member: Lori Alhadeff  
ADEFP Budget: \$3,718,383  
Total Facilities Budget (Sum of Projects): \$3,226,382

### PRIMARY RENOVATIONS P.001722 GOB Renovations

#### CURRENT PHASE

RISK LEVEL

#### CONSTRUCTION CLOSEOUT



#### PROJECT UPDATE

Substantial Completion was achieved on 2/16/2021. The construction scope of work has been completed. ASI #17 was approved for the descoping of the A/C in the electrical room. The new P# is P.002704. The electrical inspection was passed on 10/26/2021. The Building inspection was passed on 12/16/2021 All change orders were approved. The AE is working on the closeout of the original scope of work. Missing closeout documents and warranty walkthrough coordination has been requested from the AE. The Certificate of Final Inspection (Form 209) will be forwarded to the Building Dept.

#### PROJECT SCOPE

Fire Alarm Replacement: Campus-wide HVAC Improvements: Building 1, 4, & 6. (inclusive of the replacement of two (2) cooling towers, six (6) air handling units, and ductwork).

#### BUDGET

	Current Budget	Actuals	Remaining Budget
Design	\$148,575	\$138,567	\$10,008
Construction	\$2,765,164	\$2,762,915	\$2,249
Construction Mgmt	\$255,643	\$176,202	\$79,441
Contingency	\$57,000	\$0	\$57,000
<b>Project Total:</b>	<b>\$3,226,382</b>	<b>\$3,077,684</b>	<b>\$148,698</b>

#### FLAG:

PHASE	2015	2016	2017	2018	2019	2020	2021	2022	2023	2024	2025	2026
	Q1 Q2 Q3 Q4	Q1 Q2 Q3 Q4	Q1 Q2 Q3 Q4	Q1 Q2 Q3 Q4	Q1 Q2 Q3 Q4	Q1 Q2 Q3 Q4	Q1 Q2 Q3 Q4	Q1 Q2 Q3 Q4	Q1 Q2 Q3 Q4	Q1 Q2 Q3 Q4	Q1 Q2 Q3 Q4	Q1 Q2 Q3 Q4
PROJECT PLANNING												
HIRE DESIGNER												
PROJECT DESIGN												
HIRE CONTRACTOR												
ACTIVE CONSTRUCTION												
CONSTRUCTION CLOSEOUT												

### SCHOOL CHOICE ENHANCEMENT (SCEP)

#### CURRENT PHASE

COMPLETE

#### DELIVERED

PIP resurfacing & morning show equipment

#### BUDGET

\$100,000

### MUSIC

#### SCOPE

611 Instruments delivered

#### TECHNOLOGY

#### SCOPE

413 Items Delivered

#### TRAFFIC LIGHT INDICATOR OF VARIOUS RISK LEVELS



#### HIGH:

Further analysis should be performed, if this risk still shows unacceptable or medium risk redesign and or other changes should be introduced to reduce the criticality.

#### MEDIUM:

The risk may be acceptable but redesign or other changes should be considered if reasonably practical.

#### LOW:

The risk is low and further risk reducing measures are not necessary.

## Embassy Creek Elementary School



Address: 10905 SE LAKE BOULEVARD, COOPER CITY 33026  
Location Num: 3191  
Board District: 6  
Board Member: Laurie Rich Levinson  
ADEFP Budget: \$5,493,700  
Total Facilities Budget (Sum of Projects): \$4,864,700

### PRIMARY RENOVATIONS P.001897 SMART Program Renovations

#### CURRENT PHASE

RISK LEVEL

#### ACTIVE CONSTRUCTION



#### PROJECT UPDATE

1.) Fire Alarm AES monitoring system has been installed and passed inspection. GC is in the process of calling final FA inspections. 2.) Re-roofing: Buildings 1, 2, 3, 4, 5, & 6 roofing crickets along with the Building 3 low roof is scheduled to be poured in early November. This will complete the roofing scope. 3.) Mechanical work is 95% complete. A/E has provided the GC review comments that needs to be addressed in order to properly evaluate the report.

#### PROJECT SCOPE

Re-Roofing: Building 1, 2, 3, 4, 5, 6 & 85. Media Center and Art Room Improvements. Mechanical Improvements: Building 1, 2, 3, 4, & 85. Aluminum Canopy Restoration: Campus-wide. Fire Alarm Upgrades: Campus-wide.

#### BUDGET

	Current Budget	Actuals	Remaining Budget
Design	\$297,000	\$235,804	\$61,196
Construction	\$3,347,246	\$2,952,202	\$395,044
FF&E and Technology	\$52,522	\$49,875	\$2,647
Direct Purchase	\$443,146	\$443,142	\$4
Construction Mgmt	\$543,257	\$543,257	\$0
Contingency	\$171,529	\$0	\$171,529
Consultants	\$10,000	\$7,272	\$2,728
<b>Project Total:</b>	<b>\$4,864,700</b>	<b>\$4,231,552</b>	<b>\$633,148</b>

#### FLAG: Schedule, REASON: Contractor Delays

PHASE	2015	2016	2017	2018	2019	2020	2021	2022	2023	2024	2025	2026
	Q1 Q2 Q3 Q4	Q1 Q2 Q3 Q4	Q1 Q2 Q3 Q4	Q1 Q2 Q3 Q4	Q1 Q2 Q3 Q4	Q1 Q2 Q3 Q4	Q1 Q2 Q3 Q4	Q1 Q2 Q3 Q4	Q1 Q2 Q3 Q4	Q1 Q2 Q3 Q4	Q1 Q2 Q3 Q4	Q1 Q2 Q3 Q4
PROJECT PLANNING												
HIRE DESIGNER												
PROJECT DESIGN												
HIRE CONTRACTOR												
ACTIVE CONSTRUCTION												
CONSTRUCTION CLOSEOUT												

#### SCHOOL CHOICE ENHANCEMENT (SCEP)

#### CURRENT PHASE

COMPLETE

#### DELIVERED

Student laptops  
classroom projectors ceiling mounted  
cafeteria partitions  
window blinds & (7) laptops

#### BUDGET

\$100,000

#### MUSIC

#### SCOPE

COMPLETE 254 Instruments delivered

#### TECHNOLOGY

#### SCOPE

COMPLETE 477 Items Delivered

#### TRAFFIC LIGHT INDICATOR OF VARIOUS RISK LEVELS



**HIGH:**  
Further analysis should be performed, if this risk still shows unacceptable or medium risk redesign and/or other changes should be introduced to reduce the criticality.  
**MEDIUM:**  
The risk may be acceptable but redesign or other changes should be considered if reasonably practical.  
**LOW:**  
The risk is low and further risk reducing measures are not necessary.

## Endeavour Primary Learning Center



Address: 2701 NW 56 AVENUE, LAUDERHILL 33313  
Location Num: 3301  
Board District: 5  
Board Member: Dr. Rosalind Osgood  
ADEFP Budget: \$2,612,790  
Total Facilities Budget (Sum of Projects): \$2,360,790

### PRIMARY RENOVATIONS P.002111 SMART Program Renovations

#### CURRENT PHASE

RISK LEVEL

#### ACTIVE CONSTRUCTION



#### PROJECT UPDATE

Roofing Material has been attained and roofing commencing on 12/19

#### PROJECT SCOPE

HVAC Improvements: Building 1 Reroof: Building 1

#### BUDGET

	Current Budget	Actuals	Remaining Budget
Design	\$100,000	\$70,152	\$29,848
Construction	\$1,991,640	\$575,304	\$1,416,336
Construction Mgmt	\$188,111	\$144,866	\$43,245
Contingency	\$75,556	\$0	\$75,556
Consultants	\$5,483	\$3,246	\$2,237
<b>Project Total:</b>	<b>\$2,360,790</b>	<b>\$793,568</b>	<b>\$1,567,222</b>

#### FLAG:

PHASE	2015	2016	2017	2018	2019	2020	2021	2022	2023	2024	2025	2026
	Q1 Q2 Q3 Q4	Q1 Q2 Q3 Q4	Q1 Q2 Q3 Q4	Q1 Q2 Q3 Q4	Q1 Q2 Q3 Q4	Q1 Q2 Q3 Q4	Q1 Q2 Q3 Q4	Q1 Q2 Q3 Q4	Q1 Q2 Q3 Q4	Q1 Q2 Q3 Q4	Q1 Q2 Q3 Q4	Q1 Q2 Q3 Q4
PROJECT PLANNING												
HIRE DESIGNER												
PROJECT DESIGN												
HIRE CONTRACTOR												
ACTIVE CONSTRUCTION												
CONSTRUCTION CLOSEOUT												

### SCHOOL CHOICE ENHANCEMENT (SCEP)

#### CURRENT PHASE

#### IMPLEMENTATION

#### DELIVERED

Strike for the main entrance (SPE)  
video equipment for broadcasting studio

#### BUDGET

\$100,000

#### IN PROGRESS

playground upgrades (K-2)  
ID machine  
headphones  
projectors  
picnic tables  
cafeteria sound system  
poster maker

### MUSIC

#### SCOPE

709 Instruments delivered

### TECHNOLOGY

#### SCOPE

211 Items Delivered

#### TRAFFIC LIGHT INDICATOR OF VARIOUS RISK LEVELS



**HIGH:**  
Further analysis should be performed, if this risk still shows unacceptable or medium risk redesign and or other changes should be introduced to reduce the criticality.

**MEDIUM:**  
The risk may be acceptable but redesign or other changes should be considered if reasonably practical.

**LOW:**  
The risk is low and further risk reducing measures are not necessary.

## Everglades Elementary School



Address: 2900 BONAVENTURE BOULEVARD, WESTON 33331  
Location Num: 2942  
Board District: 6  
Board Member: Laurie Rich Levinson  
ADEFP Budget: \$2,941,500  
Total Facilities Budget (Sum of Projects): \$2,344,500

### PRIMARY RENOVATIONS P.001948 SMART Program Renovations

#### CURRENT PHASE

RISK LEVEL

#### CONSTRUCTION CLOSEOUT



#### PROJECT UPDATE

All Construction is complete, final inspections have been passed. The pending change orders are currently in progress. Time Impact Analysis and the deck board change order are currently in review with the scheduler. The Certificate of Occupancy (Form 110b) was approved by the Building Dept. on 11/5/2021.

#### PROJECT SCOPE

HVAC Improvements - Test & Balance: Building 1 and 85 and Circulating Pump Replacement. Re-roofing: Building 1

#### BUDGET

	Current Budget	Actuals	Remaining Budget
Design	\$120,400	\$99,513	\$20,887
Construction	\$1,574,332	\$1,540,221	\$34,111
Direct Purchase	\$280,195	\$277,710	\$2,485
Construction Mgmt	\$249,685	\$95,000	\$154,685
Contingency	\$117,733	\$0	\$117,733
Consultants	\$2,155	\$0	\$2,155
<b>Project Total:</b>	<b>\$2,344,500</b>	<b>\$2,012,444</b>	<b>\$332,056</b>

#### FLAG: Schedule, REASON: Owner Delays

PHASE	2015	2016	2017	2018	2019	2020	2021	2022	2023	2024	2025	2026
	Q1 Q2 Q3 Q4	Q1 Q2 Q3 Q4	Q1 Q2 Q3 Q4	Q1 Q2 Q3 Q4	Q1 Q2 Q3 Q4	Q1 Q2 Q3 Q4	Q1 Q2 Q3 Q4	Q1 Q2 Q3 Q4	Q1 Q2 Q3 Q4	Q1 Q2 Q3 Q4	Q1 Q2 Q3 Q4	Q1 Q2 Q3 Q4
PROJECT PLANNING												
HIRE DESIGNER												
PROJECT DESIGN												
HIRE CONTRACTOR												
ACTIVE CONSTRUCTION												
CONSTRUCTION CLOSEOUT												

### SCHOOL CHOICE ENHANCEMENT (SCEP)

#### CURRENT PHASE

IMPLEMENTATION

#### DELIVERED

Student laptops  
scholastic resource room upgrade (media center)  
windscreen for the playground  
Aiphone  
proximity card reader and an Aiphone sub-master

#### BUDGET

\$100,000

### MUSIC

#### SCOPE

340 Instruments delivered

#### TECHNOLOGY

#### SCOPE

448 Items Delivered

#### TRAFFIC LIGHT INDICATOR OF VARIOUS RISK LEVELS



**HIGH:**  
Further analysis should be performed, if this risk still shows unacceptable or medium risk redesign and/or other changes should be introduced to reduce the criticality.

**MEDIUM:**  
The risk may be acceptable but redesign or other changes should be considered if reasonably practical.

**LOW:**  
The risk is low and further risk reducing measures are not necessary.

## Everglades High School



Address: 17100 SW 48 COURT, MIRAMAR 33027  
Location Num: 3731  
Board District: 2  
Board Member: Patricia Good  
ADEFP Budget: \$8,040,254  
Total Facilities Budget (Sum of Projects): \$6,312,127

### PRIMARY RENOVATIONS P.001985 SMART Program Renovations

#### CURRENT PHASE

RISK LEVEL

#### CONSTRUCTION CLOSEOUT



#### PROJECT UPDATE

This project achieved Substantial Completion on 3/9/2021. Board approval of the Final Acceptance/Final Change order/ Final Retainage was on 5/18/2021. The Certificate of Final Inspection (OEF 209) form was received on 6/29/2021. The warranty walkthrough was conducted on 10/28/2021 and closeout docs were submitted on the same day. The AE submitted their final invoice and POs will be closed out shortly after.

#### PROJECT SCOPE

Reroofing: Buildings 1, 2, & 3 HVAC Improvements: Buildings 1 (Test & Balance), 2 (Chiller Replacement, Test & Balance, Exhaust Fans, and Exhaust), and 3 (Exhaust Fans, Test & Balance, and small diameter exhaust)

#### BUDGET

	Current Budget	Actuals	Remaining Budget
Design	\$303,000	\$246,836	\$56,164
Construction	\$4,131,416	\$4,102,865	\$28,551
Direct Purchase	\$949,247	\$949,247	\$0
Construction Mgmt	\$649,937	\$536,278	\$113,659
Contingency	\$270,907	\$0	\$270,907
Consultants	\$7,620	\$0	\$7,620
<b>Project Total:</b>	<b>\$6,312,127</b>	<b>\$5,835,226</b>	<b>\$476,901</b>

#### FLAG:

PHASE	2015 Q1 Q2 Q3 Q4	2016 Q1 Q2 Q3 Q4	2017 Q1 Q2 Q3 Q4	2018 Q1 Q2 Q3 Q4	2019 Q1 Q2 Q3 Q4	2020 Q1 Q2 Q3 Q4	2021 Q1 Q2 Q3 Q4	2022 Q1 Q2 Q3 Q4	2023 Q1 Q2 Q3 Q4	2024 Q1 Q2 Q3 Q4	2025 Q1 Q2 Q3 Q4	2026 Q1 Q2 Q3 Q4
PROJECT PLANNING												
HIRE DESIGNER												
PROJECT DESIGN												
HIRE CONTRACTOR												
ACTIVE CONSTRUCTION												
CONSTRUCTION CLOSEOUT												

### SCHOOL CHOICE ENHANCEMENT (SCEP)

#### CURRENT PHASE

COMPLETE

#### DELIVERED

Laptops  
(6) printers  
aiphone & strike

#### BUDGET

\$100,000

### ATHLETICS

#### SCOPE

COMPLETE Weight Room

### MUSIC

#### SCOPE

COMPLETE 327 Instruments delivered

### TECHNOLOGY

#### SCOPE

COMPLETE 1,312 Items Delivered

#### TRAFFIC LIGHT INDICATOR OF VARIOUS RISK LEVELS



**HIGH:**  
Further analysis should be performed, if this risk still shows unacceptable or medium risk redesign and or other changes should be introduced to reduce the criticality.

**MEDIUM:**  
The risk may be acceptable but redesign or other changes should be considered if reasonably practical.

**LOW:**  
The risk is low and further risk reducing measures are not necessary.

## Fairway Elementary School



Address: 7850 FAIRWAY BOULEVARD, MIRAMAR 33023  
Location Num: 1641  
Board District: 2  
Board Member: Patricia Good  
ADEFP Budget: \$7,891,900  
Total Facilities Budget (Sum of Projects): \$7,510,900

### PRIMARY RENOVATIONS P.001785 GOB Renovations

#### CURRENT PHASE

RISK LEVEL

#### ACTIVE CONSTRUCTION



#### PROJECT UPDATE

The roofing scope of work is at 97% with only Change-Order work outstanding on #6 Roof. Fire Alarm shop drawings were approved by the building department and are currently being implemented. Fire Alarm function inspections are scheduled to be completed in mid-January.

#### PROJECT SCOPE

Aluminum Covered Walkway Repairs Re-roofing to Buildings 1, 2, 3, 4, 5, 6, 7, 8, & 75 Mechanical Improvements: Buildings 1 (1 AHU), 2 (2 AHU & 10 VAV), 3 (4 AHU), 4 (1 AHU), 5 (2 AHU), 6 (1 AHU), 7 (1 AHU & 1 RTU), and 75 & 78 (2 BARD units, 2 AHU) Fire Alarm System Replacement: Campus-wide Emergency Lighting & Exit Signage Replacement: Campus-wide Building, Canopy, and Pole Lighting Replacement: Campus-wide Media Center Improvements

#### BUDGET

	Current Budget	Actuals	Remaining Budget
Design	\$604,124	\$518,795	\$85,329
Construction	\$5,665,881	\$5,430,281	\$235,600
FF&E and Technology	\$52,700	\$30,999	\$21,701
Direct Purchase	\$438,499	\$438,499	\$0
Construction Mgmt	\$551,960	\$356,050	\$195,910
Contingency	\$175,736	\$0	\$175,736
Consultants	\$22,000	\$14,006	\$7,994
<b>Project Total:</b>	<b>\$7,510,900</b>	<b>\$6,788,630</b>	<b>\$722,270</b>

#### FLAG:

PHASE	2015	2016	2017	2018	2019	2020	2021	2022	2023	2024	2025	2026
	Q1 Q2 Q3 Q4	Q1 Q2 Q3 Q4	Q1 Q2 Q3 Q4	Q1 Q2 Q3 Q4	Q1 Q2 Q3 Q4	Q1 Q2 Q3 Q4	Q1 Q2 Q3 Q4	Q1 Q2 Q3 Q4	Q1 Q2 Q3 Q4	Q1 Q2 Q3 Q4	Q1 Q2 Q3 Q4	Q1 Q2 Q3 Q4
PROJECT PLANNING												
HIRE DESIGNER												
PROJECT DESIGN												
HIRE CONTRACTOR												
ACTIVE CONSTRUCTION												
CONSTRUCTION CLOSEOUT												

### SCHOOL CHOICE ENHANCEMENT (SCEP)

#### CURRENT PHASE

COMPLETE

#### DELIVERED

Color poster  
two-way radios  
projectors  
document cameras  
morning show equipment  
sound stage projector  
cafeteria sound system  
microphones for the sound system  
laptops  
digital marquee  
adaptors  
TV installation  
desktop

#### BUDGET

\$100,000

### MUSIC

#### SCOPE

COMPLETE 450 Instruments delivered

#### TECHNOLOGY

#### SCOPE

COMPLETE 202 Items Delivered

#### TRAFFIC LIGHT INDICATOR OF VARIOUS RISK LEVELS



**HIGH:**  
Further analysis should be performed, if this risk still shows unacceptable or medium risk redesign and/or other changes should be introduced to reduce the criticality.

**MEDIUM:**  
The risk may be acceptable but redesign or other changes should be considered if reasonably practical.

**LOW:**  
The risk is low and further risk reducing measures are not necessary.

## Falcon Cove Middle School



Address: 4251 BONAVENTURE BOULEVARD, WESTON 33332  
Location Num: 3622  
Board District: 6  
Board Member: Laurie Rich Levinson  
ADEFP Budget: \$23,566,000  
Total Facilities Budget (Sum of Projects): \$23,450,425

### PRIMARY RENOVATIONS P.001902 SMART Program Renovations

#### CURRENT PHASE

RISK LEVEL

#### ACTIVE CONSTRUCTION



#### PROJECT UPDATE

Interior and Exterior Painting in progress. ACT ceiling-grid is being installed and dropping tiles is in progress and is about 80% completed. The installation of the canopy foundations has been completed and aluminum canopy and drainage has been completed as well. The irrigation system POC has to be revised to avoid rust stains and new meter application has been started, a check was for the application was cut by capital. Courtyard- and Flatwork is progressing with less than 10% remaining (See photos)

#### PROJECT SCOPE

New Addition Building Re-roofing: Building 3 Test & Balance: Building 1

#### BUDGET

	Current Budget	Actuals	Remaining Budget
Design	\$1,507,182	\$1,098,843	\$408,339
Construction	\$15,252,687	\$13,014,015	\$2,238,672
FF&E and Technology	\$1,605,199	\$575,253	\$1,029,946
Direct Purchase	\$3,107,076	\$3,029,915	\$77,161
Construction Mgmt	\$1,828,964	\$1,791,105	\$37,859
Consultants	\$110,062	\$94,432	\$15,630
Misc Construction	\$33,858	\$16,929	\$16,929
Utilities	\$5,397	\$5,397	\$0
<b>Project Total:</b>	<b>\$23,450,425</b>	<b>\$19,625,889</b>	<b>\$3,824,536</b>

#### FLAG:

PHASE	2015	2016	2017	2018	2019	2020	2021	2022	2023	2024	2025	2026
	Q1 Q2 Q3 Q4	Q1 Q2 Q3 Q4	Q1 Q2 Q3 Q4	Q1 Q2 Q3 Q4	Q1 Q2 Q3 Q4	Q1 Q2 Q3 Q4	Q1 Q2 Q3 Q4	Q1 Q2 Q3 Q4	Q1 Q2 Q3 Q4	Q1 Q2 Q3 Q4	Q1 Q2 Q3 Q4	Q1 Q2 Q3 Q4
PROJECT PLANNING												
HIRE DESIGNER												
PROJECT DESIGN												
HIRE CONTRACTOR												
ACTIVE CONSTRUCTION												
CONSTRUCTION CLOSEOUT												

### SCHOOL CHOICE ENHANCEMENT (SCEP)

#### CURRENT PHASE

COMPLETE

DELIVERED

Student laptops and Recordex

#### BUDGET

\$100,000

### MUSIC

#### SCOPE

38 Instruments delivered

### TECHNOLOGY

#### SCOPE

1,017 Items Delivered

#### TRAFFIC LIGHT INDICATOR OF VARIOUS RISK LEVELS



**HIGH:**  
Further analysis should be performed, if this risk still shows unacceptable or medium risk redesign and or other changes should be introduced to reduce the criticality.

**MEDIUM:**  
The risk may be acceptable but redesign or other changes should be considered if reasonably practical.

**LOW:**  
The risk is low and further risk reducing measures are not necessary.

## Flamingo Elementary School



Address: 1130 SW 133 AVENUE, DAVIE 33325  
Location Num: 2541  
Board District: 6  
Board Member: Laurie Rich Levinson  
ADEFP Budget: \$5,393,630  
Total Facilities Budget (Sum of Projects): \$2,160,000

### PRIMARY RENOVATIONS P.002135 SMART Program Renovations

#### CURRENT PHASE

RISK LEVEL

#### ACTIVE CONSTRUCTION



#### PROJECT UPDATE

The replacement of AHU 1-1 is ongoing. Replacement of exterior door hardware began in late November.

#### PROJECT SCOPE

Building Envelope Improvement inclusive of door hardware replacement and reroofing of bldg. 2, HVAC Improvements inclusive of (9) AHU and cooling tower replacements. Media Center Renovations.

#### BUDGET

	Current Budget	Actuals	Remaining Budget
Design	\$148,250	\$102,628	\$45,622
Construction	\$1,374,500	\$685,518	\$688,982
FF&E and Technology	\$108,302	\$85,043	\$23,259
Direct Purchase	\$163,000	\$163,000	\$0
Construction Mgmt	\$246,737	\$246,737	\$0
Contingency	\$106,211	\$0	\$106,211
Consultants	\$13,000	\$7,341	\$5,659
<b>Project Total:</b>	<b>\$2,160,000</b>	<b>\$1,290,267</b>	<b>\$869,733</b>

#### FLAG:

PHASE	2015	2016	2017	2018	2019	2020	2021	2022	2023	2024	2025	2026
	Q1 Q2 Q3 Q4	Q1 Q2 Q3 Q4	Q1 Q2 Q3 Q4	Q1 Q2 Q3 Q4	Q1 Q2 Q3 Q4	Q1 Q2 Q3 Q4	Q1 Q2 Q3 Q4	Q1 Q2 Q3 Q4	Q1 Q2 Q3 Q4	Q1 Q2 Q3 Q4	Q1 Q2 Q3 Q4	Q1 Q2 Q3 Q4
PROJECT PLANNING												
HIRE DESIGNER												
PROJECT DESIGN												
HIRE CONTRACTOR												
ACTIVE CONSTRUCTION												
CONSTRUCTION CLOSEOUT												

### SCHOOL CHOICE ENHANCEMENT (SCEP)

#### CURRENT PHASE

COMPLETE

#### DELIVERED

Partial Replacement of sand with pour in place rubber in the playground  
golf cart  
iPad and laptops

#### BUDGET

\$100,000

### MUSIC

#### SCOPE

383 Instruments delivered

#### TECHNOLOGY

#### SCOPE

250 Items Delivered

#### TRAFFIC LIGHT INDICATOR OF VARIOUS RISK LEVELS



**HIGH:**  
Further analysis should be performed, if this risk still shows unacceptable or medium risk redesign and/or other changes should be introduced to reduce the criticality.

**MEDIUM:**  
The risk may be acceptable but redesign or other changes should be considered if reasonably practical.

**LOW:**  
The risk is low and further risk reducing measures are not necessary.

## Floranada Elementary School



Address: 5251 NE 14 WAY, FORT LAUDERDALE 33334  
Location Num: 851  
Board District: 3  
Board Member: Sarah Leonardi  
ADEFP Budget: \$3,301,520  
Total Facilities Budget (Sum of Projects): \$2,838,840

### PRIMARY RENOVATIONS P.002001 SMART Program Renovations

#### CURRENT PHASE

RISK LEVEL

#### ACTIVE CONSTRUCTION



#### PROJECT UPDATE

Currently working on the roofing scoping, base sheet and Inner ply on building 1. Building 1 is currently on the cap sheet. The contractor is currently working on roofing Light weight installation on building-1 upper level. Mechanical scope work is 95% completed.

#### PROJECT SCOPE

Roofing Improvements: Building 1 & 2. Install new Mini Split Units and Rooftop Condenser Units on Building 1.

#### BUDGET

	Current Budget	Actuals	Remaining Budget
Design	\$151,546	\$105,729	\$45,817
Construction	\$2,045,393	\$1,051,726	\$993,667
Direct Purchase	\$354,913	\$311,950	\$42,963
Construction Mgmt	\$184,019	\$112,923	\$71,096
Contingency	\$97,969	\$0	\$97,969
Consultants	\$5,000	\$3,012	\$1,988
<b>Project Total:</b>	<b>\$2,838,840</b>	<b>\$1,585,340</b>	<b>\$1,253,500</b>

#### FLAG:

PHASE	2015	2016	2017	2018	2019	2020	2021	2022	2023	2024	2025	2026
	Q1 Q2 Q3 Q4	Q1 Q2 Q3 Q4	Q1 Q2 Q3 Q4	Q1 Q2 Q3 Q4	Q1 Q2 Q3 Q4	Q1 Q2 Q3 Q4	Q1 Q2 Q3 Q4	Q1 Q2 Q3 Q4	Q1 Q2 Q3 Q4	Q1 Q2 Q3 Q4	Q1 Q2 Q3 Q4	Q1 Q2 Q3 Q4
PROJECT PLANNING												
HIRE DESIGNER												
PROJECT DESIGN												
HIRE CONTRACTOR												
ACTIVE CONSTRUCTION												
CONSTRUCTION CLOSEOUT												

### SCHOOL CHOICE ENHANCEMENT (SCEP)

#### CURRENT PHASE

COMPLETE

#### DELIVERED

Interactive projectors and Digital Marquee

#### BUDGET

\$100,000

### MUSIC

✓ COMPLETE

#### SCOPE

262 Instruments delivered

### TECHNOLOGY

✓ COMPLETE

#### SCOPE

400 Items Delivered

#### TRAFFIC LIGHT INDICATOR OF VARIOUS RISK LEVELS



#### HIGH:

Further analysis should be performed, if this risk still shows unacceptable or medium risk redesign and or other changes should be introduced to reduce the criticality.

#### MEDIUM:

The risk may be acceptable but redesign or other changes should be considered if reasonably practical.

#### LOW:

The risk is low and further risk reducing measures are not necessary.

## Forest Glen Middle School



Address: 6501 TURTLE RUN BOULEVARD, CORAL SPRINGS 33067  
Location Num: 3051  
Board District: 4  
Board Member: Lori Alhadeff  
ADEFB Budget: \$9,790,800  
Total Facilities Budget (Sum of Projects): \$9,047,800

### PRIMARY RENOVATIONS P.001865 SMART Program Renovation

#### CURRENT PHASE

RISK LEVEL

#### ACTIVE CONSTRUCTION



#### PROJECT UPDATE

All work is effectively complete on this project. There are outstanding work and inspections needed to close out the job that is Change Order related. This project is effectively complete with the exception of the duct heater design that did not measure the existing mechanical rooms and available clearances. We are currently developing solutions for all locations. The GC has proposed an alternate product for 5 of the units, but the design team needs to provide a design for the remaining. There are 2 RTU and 2 EF units that the roofing inspector is requiring to be replaced, even though the scope of work does not include this work. The SGM report substantiates that these units can remain, so the GC has been instructed to flash in the existing curbs and complete the roofing work. The replacement of these 4 units will be handled as Day 2 work.

#### PROJECT SCOPE

Campus-Wide HVAC Improvements, Electrical Improvements, Re-roofing, and Exterior Painting

#### BUDGET

	Current Budget	Actuals	Remaining Budget
Design	\$425,000	\$351,263	\$73,737
Construction	\$5,834,084	\$5,654,298	\$179,786
Direct Purchase	\$1,581,417	\$1,581,417	\$0
Construction Mgmt	\$913,900	\$811,212	\$102,688
Contingency	\$283,999	\$0	\$283,999
Consultants	\$9,400	\$0	\$9,400
<b>Project Total:</b>	<b>\$9,047,800</b>	<b>\$8,398,190</b>	<b>\$649,610</b>

#### FLAG: Schedule, REASON: Owner Delays/ Error and Omissions

PHASE	2015	2016	2017	2018	2019	2020	2021	2022	2023	2024	2025	2026
	Q1 Q2 Q3 Q4	Q1 Q2 Q3 Q4	Q1 Q2 Q3 Q4	Q1 Q2 Q3 Q4	Q1 Q2 Q3 Q4	Q1 Q2 Q3 Q4	Q1 Q2 Q3 Q4	Q1 Q2 Q3 Q4	Q1 Q2 Q3 Q4	Q1 Q2 Q3 Q4	Q1 Q2 Q3 Q4	Q1 Q2 Q3 Q4
PROJECT PLANNING												
HIRE DESIGNER												
PROJECT DESIGN												
HIRE CONTRACTOR												
ACTIVE CONSTRUCTION												
CONSTRUCTION CLOSEOUT												

#### SCHOOL CHOICE ENHANCEMENT (SCEP)

#### CURRENT PHASE

COMPLETE

#### DELIVERED

Murals  
computer lab furniture  
TV Studio equipment  
Library Remodeling & Gym bleachers

#### BUDGET

\$100,000

#### TECHNOLOGY

✓  
COMPLETE

#### SCOPE

636 Items Delivered

#### TRAFFIC LIGHT INDICATOR OF VARIOUS RISK LEVELS



**HIGH:**  
Further analysis should be performed, if this risk still shows unacceptable or medium risk redesign and/or other changes should be introduced to reduce the criticality.

**MEDIUM:**  
The risk may be acceptable but redesign or other changes should be considered if reasonably practical.

**LOW:**  
The risk is low and further risk reducing measures are not necessary.

## Forest Hills Elementary School



Address: 3100 NW 85 AVENUE, CORAL SPRINGS 33065  
Location Num: 2631  
Board District: 4  
Board Member: Lori Alhadeff  
ADEFP Budget: \$5,097,601  
Total Facilities Budget (Sum of Projects): \$2,712,601

### PRIMARY RENOVATIONS P.001678 Fire Alarm Replacement

#### CURRENT PHASE

RISK LEVEL

#### DESIGN



#### PROJECT UPDATE

BCSP is in the process of closing the existing contract and issue this project as Day 2 Work.

#### PROJECT SCOPE

Replacement of Fire Alarm System: Building 1 & 8

#### BUDGET

	Current Budget	Actuals	Remaining Budget
Construction Mgmt	\$11,360	\$7,178	\$4,182
Consultants	\$281,640	\$29,500	\$252,140
<b>Project Total:</b>	<b>\$293,000</b>	<b>\$36,678</b>	<b>\$256,322</b>

#### FLAG:

PHASE	2015	2016	2017	2018	2019	2020	2021	2022	2023	2024	2025	2026
	Q1 Q2 Q3 Q4	Q1 Q2 Q3 Q4	Q1 Q2 Q3 Q4	Q1 Q2 Q3 Q4	Q1 Q2 Q3 Q4	Q1 Q2 Q3 Q4	Q1 Q2 Q3 Q4	Q1 Q2 Q3 Q4	Q1 Q2 Q3 Q4	Q1 Q2 Q3 Q4	Q1 Q2 Q3 Q4	Q1 Q2 Q3 Q4
PROJECT PLANNING												
HIRE DESIGNER												
PROJECT DESIGN												
HIRE CONTRACTOR												
ACTIVE CONSTRUCTION												
CONSTRUCTION CLOSEOUT												

#### TRAFFIC LIGHT INDICATOR OF VARIOUS RISK LEVELS



**HIGH:**  
Further analysis should be performed, if this risk still shows unacceptable or medium risk redesign and or other changes should be introduced to reduce the criticality.

**MEDIUM:**  
The risk may be acceptable but redesign or other changes should be considered if reasonably practical.

**LOW:**  
The risk is low and further risk reducing measures are not necessary.

## Forest Hills Elementary School



Address: 3100 NW 85 AVENUE, CORAL SPRINGS 33065  
Location Num: 2631  
Board District: 4  
Board Member: Lori Alhadeff  
ADEFP Budget: \$5,097,601  
Total Facilities Budget (Sum of Projects): \$2,712,601

### PRIMARY RENOVATIONS P.001926 SMART Program Renovations

#### CURRENT PHASE

RISK LEVEL

#### CONSTRUCTION CLOSEOUT



#### PROJECT UPDATE

The Certificate of Occupancy (Form 110b) was executed on 7/28/2021. All change orders have been completed. This project went to the board in November for Final Completion / Final Acceptance / Final Release of Retainage The warranty walkthrough was completed on 7/15/2021 Documents were turned over to the district in December.

#### PROJECT SCOPE

Bldg 1: - Interior Finishes and Improvements - Media Center Improvements Fire Alarm: Scope moved to a new project. Roofing: Scope moved to a new project.

#### BUDGET

	Current Budget	Actuals	Remaining Budget
Design	\$166,827	\$163,517	\$3,310
Construction	\$672,875	\$672,874	\$1
FF&E and Technology	\$11,956	\$9,395	\$2,561
Construction Mgmt	\$104,208	\$104,208	\$0
Contingency	\$1,436,035	\$0	\$1,436,035
Consultants	\$27,700	\$23,742	\$3,958
<b>Project Total:</b>	<b>\$2,419,601</b>	<b>\$973,736</b>	<b>\$1,445,865</b>

#### FLAG:

PHASE	2015	2016	2017	2018	2019	2020	2021	2022	2023	2024	2025	2026
	Q1 Q2 Q3 Q4	Q1 Q2 Q3 Q4	Q1 Q2 Q3 Q4	Q1 Q2 Q3 Q4	Q1 Q2 Q3 Q4	Q1 Q2 Q3 Q4	Q1 Q2 Q3 Q4	Q1 Q2 Q3 Q4	Q1 Q2 Q3 Q4	Q1 Q2 Q3 Q4	Q1 Q2 Q3 Q4	Q1 Q2 Q3 Q4
PROJECT PLANNING												
HIRE DESIGNER												
PROJECT DESIGN												
HIRE CONTRACTOR												
ACTIVE CONSTRUCTION												
CONSTRUCTION CLOSEOUT												

### PRIMARY RENOVATIONS P.002869 SMART Program Renovations

#### CURRENT PHASE

RISK LEVEL

#### PROJECT PLANNING



#### PROJECT UPDATE

Project in planning phase

#### PROJECT SCOPE

Roof carve-out - Bldgs. 1, 3 & 80

#### FLAG:

PHASE	2015	2016	2017	2018	2019	2020	2021	2022	2023	2024	2025	2026
	Q1 Q2 Q3 Q4	Q1 Q2 Q3 Q4	Q1 Q2 Q3 Q4	Q1 Q2 Q3 Q4	Q1 Q2 Q3 Q4	Q1 Q2 Q3 Q4	Q1 Q2 Q3 Q4	Q1 Q2 Q3 Q4	Q1 Q2 Q3 Q4	Q1 Q2 Q3 Q4	Q1 Q2 Q3 Q4	Q1 Q2 Q3 Q4
HIRE CONTRACTOR												
ACTIVE CONSTRUCTION												
CONSTRUCTION CLOSEOUT												

### SCHOOL CHOICE ENHANCEMENT (SCEP)

#### CURRENT PHASE

#### BUDGET

TRAFFIC LIGHT INDICATOR OF VARIOUS RISK LEVELS

**HIGH:**  
Further analysis should be performed, if this risk still shows unacceptable or medium risk redesign and/or other changes should be introduced to reduce the criticality.

**MEDIUM:**  
The risk may be acceptable but redesign or other changes should be considered if reasonably practical.

**LOW:**  
The risk is low and further risk reducing measures are not necessary.

## Forest Hills Elementary School



Address 3100 NW 85 AVENUE, CORAL SPRINGS 33065  
 Location Num: 2631  
 Board District: 4  
 Board Member: Lori Alhadeff  
 ADEFP Budget: \$5,097,601  
 Total Facilities Budget (Sum of Projects): \$2,712,601

COMPLETE

**DELIVERED**

Digital marquee  
 Internal Cell Battery  
 (3) Lenovo laptops

\$100,000

### MUSIC

✓ **SCOPE**  
 COMPLETE 363 Instruments delivered

### TECHNOLOGY

✓ **SCOPE**  
 COMPLETE 58 Items Delivered

#### TRAFFIC LIGHT INDICATOR OF VARIOUS RISK LEVELS



**HIGH:**  
Further analysis should be performed, if this risk still shows unacceptable or medium risk redesign and or other changes should be introduced to reduce the criticality.

**MEDIUM:**  
The risk may be acceptable but redesign or other changes should be considered if reasonably practical.

**LOW:**  
The risk is low and further risk reducing measures are not necessary.

## Fort Lauderdale High School



Address: 1600 NE 4 AVENUE, FORT LAUDERDALE 33305  
Location Num: 951  
Board District: 3  
Board Member: Sarah Leonardi  
ADEFP Budget: \$7,309,418  
Total Facilities Budget (Sum of Projects): \$3,772,887

### PRIMARY RENOVATIONS P.001839 SMART Program Renovation

#### CURRENT PHASE

RISK LEVEL

#### ACTIVE CONSTRUCTION



#### PROJECT UPDATE

Building Painting 75% complete, Inspection will be in January. All other scope is completed CHNG-8 EMS lighting - 95% Complete. Test, programing and inspection to be done in January,

#### PROJECT SCOPE

Exterior lighting improvements throughout, HVAC Improvements, duct heater, AHU, Control, Windows mount A/C Building 4, Building Envelope Improvements, Re-Roof Buildings 4, 8, 9, & 10

#### BUDGET

	Current Budget	Actuals	Remaining Budget
Design	\$192,000	\$172,794	\$19,206
Construction	\$2,745,898	\$2,549,362	\$196,536
Direct Purchase	\$325,072	\$325,072	\$0
Construction Mgmt	\$394,995	\$334,022	\$60,973
Contingency	\$104,922	\$0	\$104,922
Consultants	\$10,000	\$0	\$10,000
<b>Project Total:</b>	<b>\$3,772,887</b>	<b>\$3,381,250</b>	<b>\$391,637</b>

#### FLAG:

PHASE	2015	2016	2017	2018	2019	2020	2021	2022	2023	2024	2025	2026
	Q1 Q2 Q3 Q4	Q1 Q2 Q3 Q4	Q1 Q2 Q3 Q4	Q1 Q2 Q3 Q4	Q1 Q2 Q3 Q4	Q1 Q2 Q3 Q4	Q1 Q2 Q3 Q4	Q1 Q2 Q3 Q4	Q1 Q2 Q3 Q4	Q1 Q2 Q3 Q4	Q1 Q2 Q3 Q4	Q1 Q2 Q3 Q4
PROJECT PLANNING												
HIRE DESIGNER												
PROJECT DESIGN												
HIRE CONTRACTOR												
ACTIVE CONSTRUCTION												
CONSTRUCTION CLOSEOUT												

### SCHOOL CHOICE ENHANCEMENT (SCEP)

#### CURRENT PHASE

COMPLETE

#### DELIVERED

Golf carts  
digital scoreboard tables  
Digital Marquee & outdoor concrete patio tables

#### BUDGET

\$100,000

### ATHLETICS

#### SCOPE

Weight Room

### MUSIC

#### SCOPE

190 Instruments delivered

#### TRAFFIC LIGHT INDICATOR OF VARIOUS RISK LEVELS



**HIGH:**  
Further analysis should be performed, if this risk still shows unacceptable or medium risk redesign and/or other changes should be introduced to reduce the criticality.

**MEDIUM:**  
The risk may be acceptable but redesign or other changes should be considered if reasonably practical.

**LOW:**  
The risk is low and further risk reducing measures are not necessary.

## Fox Trail Elementary School



Address: 1250 NOB HILL ROAD, DAVIE 33324  
Location Num: 3531  
Board District: 6  
Board Member: Laurie Rich Levinson  
ADEFP Budget: \$1,969,150  
Total Facilities Budget (Sum of Projects): \$1,393,309

### PRIMARY RENOVATIONS P.001973 SMART Program Renovations

#### CURRENT PHASE

RISK LEVEL

#### CONSTRUCTION CLOSEOUT



#### PROJECT UPDATE

This project obtained substantial completion on 3/24/2021. The board approved the last change order on 05/18/2021. This project went to the board for Final Release/Final Change Order/ Final Acceptance during the 6/15 meeting. The Certificate of Final Inspection was fully executed on 6/16/2021. The 6month warranty walkthrough was completed on 11/12/2021. The closeout binders were received on 4/22/2021 and all the closeout docs were turned over to the district on 8/30/2021.

#### PROJECT SCOPE

Conversion of Existing Space to Music Room and Art Lab HVAC Improvements: Building 1 (including replacement of circulating pump). Test and Balance: Building 80  
Re-roofing: Building 80

#### BUDGET

	Current Budget	Actuals	Remaining Budget
Design	\$88,660	\$66,099	\$22,561
Construction	\$960,606	\$960,709	(\$103)
Direct Purchase	\$63,189	\$63,189	\$0
Construction Mgmt	\$153,686	\$130,739	\$22,947
Contingency	\$126,370	\$0	\$126,370
Consultants	\$798	\$798	\$0
<b>Project Total:</b>	<b>\$1,393,309</b>	<b>\$1,221,534</b>	<b>\$171,775</b>

#### FLAG:

PHASE	2015 Q1 Q2 Q3 Q4	2016 Q1 Q2 Q3 Q4	2017 Q1 Q2 Q3 Q4	2018 Q1 Q2 Q3 Q4	2019 Q1 Q2 Q3 Q4	2020 Q1 Q2 Q3 Q4	2021 Q1 Q2 Q3 Q4	2022 Q1 Q2 Q3 Q4	2023 Q1 Q2 Q3 Q4	2024 Q1 Q2 Q3 Q4	2025 Q1 Q2 Q3 Q4	2026 Q1 Q2 Q3 Q4
PROJECT PLANNING												
HIRE DESIGNER												
PROJECT DESIGN												
HIRE CONTRACTOR												
ACTIVE CONSTRUCTION												
CONSTRUCTION CLOSEOUT												

### SCHOOL CHOICE ENHANCEMENT (SCEP)

#### CURRENT PHASE

#### COMPLETE

#### DELIVERED

Laptops  
desk and drawer file  
front office desk  
office chairs & playground upgrades  
Murals  
AC Adapters

#### BUDGET

\$100,000

### MUSIC

#### SCOPE

114 Instruments delivered

### TECHNOLOGY

#### SCOPE

513 Items Delivered

#### TRAFFIC LIGHT INDICATOR OF VARIOUS RISK LEVELS



**HIGH:**  
Further analysis should be performed, if this risk still shows unacceptable or medium risk redesign and or other changes should be introduced to reduce the criticality.  
**MEDIUM:**  
The risk may be acceptable but redesign or other changes should be considered if reasonably practical.  
**LOW:**  
The risk is low and further risk reducing measures are not necessary.

## Gator Run Elementary School



Address: 1101 GLADES PARKWAY, WESTON 33327  
 Location Num: 3642  
 Board District: 6  
 Board Member: Laurie Rich Levinson  
 ADEFP Budget: \$6,781,323  
 Total Facilities Budget (Sum of Projects): \$4,106,323

### PRIMARY RENOVATIONS P.001210 Covered Walkways at Portables

#### CURRENT PHASE

**RISK LEVEL**

#### ACTIVE CONSTRUCTION



#### PROJECT UPDATE

The project is completed, all final inspections passed, the 110b and 209 were submitted to the building department on 12/15/2021.

#### PROJECT SCOPE

Canopy at portables Side Walk and Bollards at Pick up and Drop Off Area.

**FLAG: Schedule, REASON: Owner Delays**

PHASE	2015				2016				2017				2018				2019				2020				2021				2022				2023				2024				2025				2026			
	Q1	Q2	Q3	Q4	Q1	Q2	Q3	Q4	Q1	Q2	Q3	Q4	Q1	Q2	Q3	Q4	Q1	Q2	Q3	Q4	Q1	Q2	Q3	Q4	Q1	Q2	Q3	Q4	Q1	Q2	Q3	Q4	Q1	Q2	Q3	Q4	Q1	Q2	Q3	Q4	Q1	Q2	Q3	Q4	Q1	Q2	Q3	Q4
PROJECT PLANNING																																																
HIRE DESIGNER																																																
PROJECT DESIGN																																																
HIRE CONTRACTOR																																																
ACTIVE CONSTRUCTION																																																
CONSTRUCTION CLOSEOUT																																																

#### TRAFFIC LIGHT INDICATOR OF VARIOUS RISK LEVELS



**HIGH:**  
Further analysis should be performed, if this risk still shows unacceptable or medium risk redesign and or other changes should be introduced to reduce the criticality.

**MEDIUM:**  
The risk may be acceptable but redesign or other changes should be considered if reasonably practical.

**LOW:**  
The risk is low and further risk reducing measures are not necessary.

## Gator Run Elementary School



Address: 1101 GLADES PARKWAY, WESTON 33327  
Location Num: 3642  
Board District: 6  
Board Member: Laurie Rich Levinson  
ADEFP Budget: \$6,781,323  
Total Facilities Budget (Sum of Projects): \$4,106,323

### PRIMARY RENOVATIONS P.001863 SMART Program Renovations

#### CURRENT PHASE

RISK LEVEL

#### ACTIVE CONSTRUCTION



#### PROJECT UPDATE

Construction is 98% completed, the Contractor is currently working on calling final inspections for Roofing and Building. The GC will provide an additional change order to complete the roof hatch - safety railing on building 80. Building 1 - Pending roof final - contractor requested inspection.

#### PROJECT SCOPE

Roofing Improvements: Buildings 1, 3 & 80. Repair and Paint Exterior Walls: Building 80. Art Classroom Renovations: (including new flooring, ceiling tiles, and cabinetry). HVAC Improvements: Building 1: AHU (1), T&B Building 80: Chiller and Pump Replacement, T&B.

#### BUDGET

	Current Budget	Actuals	Remaining Budget
Design	\$262,500	\$216,068	\$46,432
Construction	\$3,010,061	\$2,899,250	\$110,811
Direct Purchase	\$234,180	\$234,180	\$0
Construction Mgmt	\$378,788	\$354,579	\$24,209
Contingency	\$207,149	\$0	\$207,149
Consultants	\$7,000	\$1,135	\$5,865
Misc Construction	\$6,645	\$6,645	\$0
<b>Project Total:</b>	<b>\$4,106,323</b>	<b>\$3,711,857</b>	<b>\$394,466</b>

#### FLAG: Schedule, REASON: Owner Delays

PHASE	2015	2016	2017	2018	2019	2020	2021	2022	2023	2024	2025	2026
	Q1 Q2 Q3 Q4	Q1 Q2 Q3 Q4	Q1 Q2 Q3 Q4	Q1 Q2 Q3 Q4	Q1 Q2 Q3 Q4	Q1 Q2 Q3 Q4	Q1 Q2 Q3 Q4	Q1 Q2 Q3 Q4	Q1 Q2 Q3 Q4	Q1 Q2 Q3 Q4	Q1 Q2 Q3 Q4	Q1 Q2 Q3 Q4
PROJECT PLANNING												
HIRE DESIGNER												
PROJECT DESIGN												
HIRE CONTRACTOR												
ACTIVE CONSTRUCTION												
CONSTRUCTION CLOSEOUT												

#### SCHOOL CHOICE ENHANCEMENT (SCEP)

##### CURRENT PHASE

COMPLETE

##### DELIVERED

Apple iPad  
media center furniture  
kindle fire for classroom use  
teacher chairs  
Recordex Interactive Systems  
electric door strikes and proximity pads

##### BUDGET

\$100,000

#### MUSIC

✓ COMPLETE

##### SCOPE

140 Instruments delivered

#### TECHNOLOGY

✓ COMPLETE

##### SCOPE

471 Items Delivered

#### TRAFFIC LIGHT INDICATOR OF VARIOUS RISK LEVELS



##### HIGH:

Further analysis should be performed, if this risk still shows unacceptable or medium risk redesign and/or other changes should be introduced to reduce the criticality.

##### MEDIUM:

The risk may be acceptable but redesign or other changes should be considered if reasonably practical.

##### LOW:

The risk is low and further risk reducing measures are not necessary.

## Glades Middle School



Address: 16700 SW 48 COURT, MIRAMAR 33027  
Location Num: 2021  
Board District: 2  
Board Member: Patricia Good  
ADEFP Budget: \$892,000  
Total Facilities Budget (Sum of Projects): \$386,000

### PRIMARY RENOVATIONS P.001968 SMART Program Renovations

#### CURRENT PHASE

RISK LEVEL

#### HIRE CONTRACTOR



#### PROJECT UPDATE

Letter of Recommendation (LOR) expired in June of 2020. The Project has moved back to Design to revise the design documents to the current code. Roof Reality on-site review completed on 11/29/21 to determine the current roof status. As of 12/31/21, The scope of work is to be reviewed and re-aligned. Ensure the original scope valuation report aligns with the original scope as described by MAPPS.

#### PROJECT SCOPE

Roofing Repair At Buildings 1, 3, and 4 Remove damaged flashing at scuppers, replace with new flashing minimum 22 ga. Existing primary scupper and downspout Remove broken remaining pieces of the guard rail at existing roof access hatch install new guardrail at roof hatches. -Remove, existing solder, clean prep, and re-solder at all mitered coping corners -Remove, clean, and replace existing sealant and backer rod see details 1, 3 & 4 a-350 -Re-attach the existing lightning protection terminal. Adhere to coping wiretap and supports. Adhere to a 12" x 12" sacrificial cap sheet, Spacing per manufacturer's recommendation. Door Repair At Building 5 - Replace Exterior Metal Panel, Door, and Hardware At Building 5

#### BUDGET

	Current Budget	Actuals	Remaining Budget
Design	\$49,000	\$31,826	\$17,174
Construction	\$263,500	\$112	\$263,388
Construction Mgmt	\$42,460	\$42,351	\$109
Contingency	\$23,540	\$0	\$23,540
Consultants	\$7,500	\$1,882	\$5,618
<b>Project Total:</b>	<b>\$386,000</b>	<b>\$76,171</b>	<b>\$309,829</b>

#### FLAG:

PHASE	2015	2016	2017	2018	2019	2020	2021	2022	2023	2024	2025	2026
	Q1 Q2 Q3 Q4	Q1 Q2 Q3 Q4	Q1 Q2 Q3 Q4	Q1 Q2 Q3 Q4	Q1 Q2 Q3 Q4	Q1 Q2 Q3 Q4	Q1 Q2 Q3 Q4	Q1 Q2 Q3 Q4	Q1 Q2 Q3 Q4	Q1 Q2 Q3 Q4	Q1 Q2 Q3 Q4	Q1 Q2 Q3 Q4
PROJECT PLANNING												
HIRE DESIGNER												
PROJECT DESIGN												
HIRE CONTRACTOR												
ACTIVE CONSTRUCTION												
CONSTRUCTION CLOSEOUT												

### SCHOOL CHOICE ENHANCEMENT (SCEP)

#### CURRENT PHASE

COMPLETE

#### DELIVERED

Apple iPads  
books  
tablets  
Recordex  
laptops  
P.E. Equipment  
camera for TV Production system  
technology supplies & HDMI cables

#### BUDGET

\$100,000

### MUSIC

✓ **SCOPE**  
COMPLETE 78 Instruments delivered

### TECHNOLOGY

✓ **SCOPE**  
COMPLETE 680 Items Delivered

#### TRAFFIC LIGHT INDICATOR OF VARIOUS RISK LEVELS



**HIGH:**  
Further analysis should be performed, if this risk still shows unacceptable or medium risk redesign and/or other changes should be introduced to reduce the criticality.

**MEDIUM:**  
The risk may be acceptable but redesign or other changes should be considered if reasonably practical.

**LOW:**  
The risk is low and further risk reducing measures are not necessary.

## Griffin Elementary School



Address: 5050 SW 116 AVENUE, COOPER CITY 33330  
Location Num: 2851  
Board District: 6  
Board Member: Laurie Rich Levinson  
ADEFP Budget: \$4,868,143  
Total Facilities Budget (Sum of Projects): \$4,126,208

### PRIMARY RENOVATIONS P.001745 GOB Renovations

#### CURRENT PHASE

RISK LEVEL

#### ACTIVE CONSTRUCTION



#### PROJECT UPDATE

The Architect has completed form 01770d "Substantial Completion Checklist" The Architect and the PMOR have coordinated on the change orders and presented a proposal to the GC

#### PROJECT SCOPE

Fire Alarm System (Campus-Wide) Group restroom renovations (Boys & Girls) Kitchen Hood Replacement Media Center Renovations HVAC Improvements Re-Roofing of Buildings 1, 3, & 4

#### BUDGET

	Current Budget	Actuals	Remaining Budget
Design	\$277,950	\$273,277	\$4,673
Construction	\$3,236,192	\$3,162,416	\$73,776
FF&E and Technology	\$18,947	\$18,947	\$0
Direct Purchase	\$93,959	\$50,711	\$43,248
Construction Mgmt	\$444,095	\$176,124	\$267,971
Contingency	\$50,000	\$0	\$50,000
Consultants	\$5,065	\$973	\$4,092
<b>Project Total:</b>	<b>\$4,126,208</b>	<b>\$3,682,448</b>	<b>\$443,760</b>

#### FLAG: Schedule, REASON: Owner Delays

PHASE	2015	2016	2017	2018	2019	2020	2021	2022	2023	2024	2025	2026
	Q1 Q2 Q3 Q4	Q1 Q2 Q3 Q4	Q1 Q2 Q3 Q4	Q1 Q2 Q3 Q4	Q1 Q2 Q3 Q4	Q1 Q2 Q3 Q4	Q1 Q2 Q3 Q4	Q1 Q2 Q3 Q4	Q1 Q2 Q3 Q4	Q1 Q2 Q3 Q4	Q1 Q2 Q3 Q4	Q1 Q2 Q3 Q4
PROJECT PLANNING												
HIRE DESIGNER												
PROJECT DESIGN												
HIRE CONTRACTOR												
ACTIVE CONSTRUCTION												
CONSTRUCTION CLOSEOUT												

#### SCHOOL CHOICE ENHANCEMENT (SCEP)

##### CURRENT PHASE

COMPLETE

##### DELIVERED

Projectors  
student computers  
document cameras  
digital marquee  
new structure for Pre K-2 playground  
tables  
cafe stack chairs  
2-Seat sofa arm chairs

##### BUDGET

\$100,000

#### MUSIC

✓ COMPLETE

##### SCOPE

588 Instruments delivered

#### TECHNOLOGY

✓ COMPLETE

##### SCOPE

257 Items Delivered

#### TRAFFIC LIGHT INDICATOR OF VARIOUS RISK LEVELS



##### HIGH:

Further analysis should be performed, if this risk still shows unacceptable or medium risk redesign and or other changes should be introduced to reduce the criticality.

##### MEDIUM:

The risk may be acceptable but redesign or other changes should be considered if reasonably practical.

##### LOW:

The risk is low and further risk reducing measures are not necessary.

**Gulfstream Academy of Hallandale Beach K-8 (f.k.a. Hallandale Adult & Community Center)**



Address: 1000 SW 3RD STREET, HALLANDALE 33009  
Location Num: 131  
Board District: 1  
Board Member: Ann Murray  
ADEFP Budget: \$5,973,700  
Total Facilities Budget (Sum of Projects): \$5,161,700

**PRIMARY RENOVATIONS P.001822 (North) - SMART Program Renovations**

**CURRENT PHASE**

**RISK LEVEL**

**CONSTRUCTION  
CLOSEOUT**



**PROJECT UPDATE**

Certificate of Occupancy (110b form) approved on 7/2/2021. The Contractor is still addressing the final electrical punch list items. Fire Alarm inspection failed. The AES Antenna has been installed and coordination of the inspection is being conducted. The AE and GC have been contacted for the turnover of the closeout documents. The work is completed with the electrical final inspection pending as-built drawings confirming the work performed. CHNG-7 was approved by the Board during the December 2021 Board meeting. CHNG-4 is being prepared for CORP submission.

**PROJECT SCOPE**

Electrical Improvements: Buildings 6, 7, 9, 11, 12, 13, 21, & 22 Fire Sprinklers: Campus wide HVAC Improvements: Buildings 4, 5, 6, 7, 9, 12, 13, 14, 21, 22, & 23 Interior Renovations: Buildings 1, 7, 9 & 12 Media Center Improvements: Building 23 Reroofing: Building 16 Window Improvements: Buildings 3,4,5,6 & 7 SPE Safety / Security Upgrade: Completed Safety / Security Upgrade: Completed as Single Point of Entry Project.

**BUDGET**

	Current Budget	Actuals	Remaining Budget
Design	\$415,000	\$370,611	\$44,389
Construction	\$4,088,934	\$4,036,845	\$52,089
FF&E and Technology	\$97,882	\$95,217	\$2,665
Construction Mgmt	\$503,592	\$503,592	\$0
Contingency	\$17,554	\$0	\$17,554
Consultants	\$20,000	\$18,659	\$1,341
Misc Construction	\$6,302	\$5,859	\$443
Utilities	\$12,436	\$12,435	\$1
<b>Project Total:</b>	<b>\$5,161,700</b>	<b>\$5,043,218</b>	<b>\$118,482</b>

**FLAG:**

PHASE	2015	2016	2017	2018	2019	2020	2021	2022	2023	2024	2025	2026
	Q1 Q2 Q3 Q4	Q1 Q2 Q3 Q4	Q1 Q2 Q3 Q4	Q1 Q2 Q3 Q4	Q1 Q2 Q3 Q4	Q1 Q2 Q3 Q4	Q1 Q2 Q3 Q4	Q1 Q2 Q3 Q4	Q1 Q2 Q3 Q4	Q1 Q2 Q3 Q4	Q1 Q2 Q3 Q4	Q1 Q2 Q3 Q4
PROJECT PLANNING												
HIRE DESIGNER												
PROJECT DESIGN												
HIRE CONTRACTOR												
ACTIVE CONSTRUCTION												
CONSTRUCTION CLOSEOUT												

**SCHOOL CHOICE ENHANCEMENT (SCEP)**

**CURRENT PHASE**

**BUDGET**

**COMPLETE**

\$100,000

**DELIVERED**

Student laptops  
carts & murals

**TRAFFIC LIGHT INDICATOR OF VARIOUS RISK LEVELS**



**HIGH:**  
Further analysis should be performed, if this risk still shows unacceptable or medium risk redesign and/or other changes should be introduced to reduce the criticality.  
**MEDIUM:**  
The risk may be acceptable but redesign or other changes should be considered if reasonably practical.  
**LOW:**  
The risk is low and further risk reducing measures are not necessary.

Gulfstream Academy of Hallandale Beach K-8 (f.k.a. Hallandale Elementary)



Address: 900 SW 8TH STREET, HALLANDALE 33009  
Location Num: 0131  
Board District: 1  
Board Member: Ann Murray  
ADEFP Budget: \$2,809,821  
Total Facilities Budget (Sum of Projects): \$2,234,820

PRIMARY RENOVATIONS P.002072 (South) - SMART Program Renovations

CURRENT PHASE

RISK LEVEL

ACTIVE CONSTRUCTION



PROJECT UPDATE

The HVAC scope is 98% complete. Roth control in progress 95% complete. The lightning protection is 70% complete, pending roof work to start. The roof binders permit was issued on 12/14/2021.

PROJECT SCOPE

Exterior Stucco Repair: Building 1 HVAC improvements: Buildings 1, 2 & 3 Reroofing: Buildings 1 & 3

BUDGET

	Current Budget	Actuals	Remaining Budget
Design	\$137,000	\$96,553	\$40,447
Construction	\$1,710,273	\$16,509	\$1,693,764
Direct Purchase	\$71,895	\$27,500	\$44,395
Construction Mgmt	\$232,680	\$131,367	\$101,313
Contingency	\$64,472	\$0	\$64,472
Consultants	\$18,500	\$18,076	\$424
<b>Project Total:</b>	<b>\$2,234,820</b>	<b>\$290,005</b>	<b>\$1,944,815</b>

FLAG:

PHASE	2015	2016	2017	2018	2019	2020	2021	2022	2023	2024	2025	2026
	Q1 Q2 Q3 Q4	Q1 Q2 Q3 Q4	Q1 Q2 Q3 Q4	Q1 Q2 Q3 Q4	Q1 Q2 Q3 Q4	Q1 Q2 Q3 Q4	Q1 Q2 Q3 Q4	Q1 Q2 Q3 Q4	Q1 Q2 Q3 Q4	Q1 Q2 Q3 Q4	Q1 Q2 Q3 Q4	Q1 Q2 Q3 Q4
PROJECT PLANNING												
HIRE DESIGNER												
PROJECT DESIGN												
HIRE CONTRACTOR												
ACTIVE CONSTRUCTION												
CONSTRUCTION CLOSEOUT												

TRAFFIC LIGHT INDICATOR OF VARIOUS RISK LEVELS



**HIGH:**  
Further analysis should be performed, if this risk still shows unacceptable or medium risk redesign and or other changes should be introduced to reduce the criticality.

**MEDIUM:**  
The risk may be acceptable but redesign or other changes should be considered if reasonably practical.

**LOW:**  
The risk is low and further risk reducing measures are not necessary.

## Gulfstream Early Learning Center of Excellence (f.k.a. Gulfstream Middle School)



Address: 120 SW 4 AVENUE, HALLANDALE 33009  
Location Num: 5641  
Board District: 1  
Board Member: Ann Murray  
ADEFP Budget: \$6,713,492  
Total Facilities Budget (Sum of Projects): \$6,406,180

### PRIMARY RENOVATIONS P.002055 SMART Program Renovations

#### CURRENT PHASE

RISK LEVEL

#### ACTIVE CONSTRUCTION



#### PROJECT UPDATE

The outstanding issues here are getting the roofing permit, we are working through the changes on Building 9 restroom but the biggest obstruction now on the job is getting a roofing permit. HVAC equipment installation is in progress. Canopy electrical fixture installation is complete. The roof work is in progress The Fire Alarm is almost complete, pending on installation of the duct detectors. Building#4 restroom renovation is 80% complete. Building#9 restroom renovation is in progress, corroded sanitary pipe was replaced, processing the change orders to replace the wood studs and add water heater are in process.

#### PROJECT SCOPE

HVAC Improvements: Buildings 1-5,7-9, 11-13 New Fire Alarm System: Campus-wide Re-roofing: Buildings 1-5,7-9, 11-13, 85 Restrooms Renovations: Building 4 Window Improvement: Building 85 Bathroom Renovation: Building 9 (School Choice Project)

#### BUDGET

	Current Budget	Actuals	Remaining Budget
Design	\$300,000	\$183,053	\$116,947
Construction	\$4,807,593	\$3,444,348	\$1,363,245
FF&E and Technology	\$10,908	\$0	\$10,908
Direct Purchase	\$432,054	\$400,129	\$31,925
Construction Mgmt	\$648,000	\$495,216	\$152,784
Contingency	\$157,625	\$0	\$157,625
Consultants	\$50,000	\$26,945	\$23,055
<b>Project Total:</b>	<b>\$6,406,180</b>	<b>\$4,549,691</b>	<b>\$1,856,489</b>

#### FLAG:

PHASE	2015	2016	2017	2018	2019	2020	2021	2022	2023	2024	2025	2026
	Q1 Q2 Q3 Q4	Q1 Q2 Q3 Q4	Q1 Q2 Q3 Q4	Q1 Q2 Q3 Q4	Q1 Q2 Q3 Q4	Q1 Q2 Q3 Q4	Q1 Q2 Q3 Q4	Q1 Q2 Q3 Q4	Q1 Q2 Q3 Q4	Q1 Q2 Q3 Q4	Q1 Q2 Q3 Q4	Q1 Q2 Q3 Q4
PROJECT PLANNING												
HIRE DESIGNER												
PROJECT DESIGN												
HIRE CONTRACTOR												
ACTIVE CONSTRUCTION												
CONSTRUCTION CLOSEOUT												

### SCHOOL CHOICE ENHANCEMENT (SCEP)

#### CURRENT PHASE

#### IMPLEMENTATION

#### DELIVERED

Gator  
outdoor picnic benches  
two-way radios

#### BUDGET

\$100,000

#### IN PROGRESS

Bathroom renovations  
Gator

### TECHNOLOGY

✓ **SCOPE**  
COMPLETE 83 Items Delivered

#### TRAFFIC LIGHT INDICATOR OF VARIOUS RISK LEVELS



**HIGH:**  
Further analysis should be performed, if this risk still shows unacceptable or medium risk redesign and/or other changes should be introduced to reduce the criticality.  
**MEDIUM:**  
The risk may be acceptable but redesign or other changes should be considered if reasonably practical.  
**LOW:**  
The risk is low and further risk reducing measures are not necessary.

## Hallandale Magnet High School (f.k.a. Hallandale High School)



Address: 720 NW 9 AVENUE, HALLANDALE 33009  
Location Num: 403  
Board District: 1  
Board Member: Ann Murray  
ADEFP Budget: \$7,946,666  
Total Facilities Budget (Sum of Projects): \$8,013,731

### PRIMARY RENOVATIONS P.002115 SMART Program Renovations

#### CURRENT PHASE

RISK LEVEL

#### ACTIVE CONSTRUCTION



#### PROJECT UPDATE

Letter of Recommendation (LOR) has been extended to March 16, 2022. The project was advertised on 9/13/2021 and the Bid Opening date was 10/22/2021. This project went to the December Board and West Construction was awarded this project.

#### PROJECT SCOPE

Fire Alarm Replacement: Campus wide Canopy Lighting Replacement: Buildings 1 & 2 Exterior Transformer Replacement: Buildings 1 & 2 Mounted Building Lighting Replacement: Buildings 1 & 2 Pole Light Replacement: Building 1 HVAC RENOVATIONS IN BUILDINGS 1, 2 & 3 Electrical Renovations: Building 1, 2, 3 & 4 Fire Sprinkler Installation: Building 1 Media Center Renovation: Building 1 Restroom Renovations: Buildings 1 & 2 Stem Lab Renovations: Buildings 1 & 2 Chemistry Fume Hood Replacement: Building 1 Exterior Door Repair: Buildings 4 & 6 Exterior Painting: Building 4 Aluminum Window Replacement: Building 4 Air Terminal Replacement: Building 2 Architectural Life Safety Upgrades: Building 1. 2nd Floor, Science Department Area

#### BUDGET

	Current Budget	Actuals	Remaining Budget
Design	\$530,600	\$321,396	\$209,204
Construction	\$6,100,729	\$0	\$6,100,729
Construction Mgmt	\$882,000	\$579,104	\$302,896
Contingency	\$455,402	\$0	\$455,402
Consultants	\$30,000	\$17,269	\$12,731
Utilities	\$15,000	\$0	\$15,000
<b>Project Total:</b>	<b>\$8,013,731</b>	<b>\$917,769</b>	<b>\$7,095,962</b>

#### FLAG: BUDGET, Reason: Budget Adjustment

PHASE	2015	2016	2017	2018	2019	2020	2021	2022	2023	2024	2025	2026
	Q1 Q2 Q3 Q4	Q1 Q2 Q3 Q4	Q1 Q2 Q3 Q4	Q1 Q2 Q3 Q4	Q1 Q2 Q3 Q4	Q1 Q2 Q3 Q4	Q1 Q2 Q3 Q4	Q1 Q2 Q3 Q4	Q1 Q2 Q3 Q4	Q1 Q2 Q3 Q4	Q1 Q2 Q3 Q4	Q1 Q2 Q3 Q4
PROJECT PLANNING												
HIRE DESIGNER												
PROJECT DESIGN												
HIRE CONTRACTOR												
ACTIVE CONSTRUCTION												
CONSTRUCTION CLOSEOUT												

#### SCHOOL CHOICE ENHANCEMENT (SCEP)

##### CURRENT PHASE

##### IMPLEMENTATION

##### DELIVERED

Gym floor covering  
smart TV's prometean bundle  
ActivPanels  
golf cart  
jazz band instruments  
Basketball gym scoreboards

##### BUDGET

\$100,000

#### ATHLETICS

##### SCOPE

Track,Weight Room

#### MUSIC

##### SCOPE

272 Instruments delivered

#### TECHNOLOGY

##### SCOPE

569 Items Delivered

#### TRAFFIC LIGHT INDICATOR OF VARIOUS RISK LEVELS



**HIGH:**  
Further analysis should be performed, if this risk still shows unacceptable or medium risk redesign and/or other changes should be introduced to reduce the criticality.

**MEDIUM:**  
The risk may be acceptable but redesign or other changes should be considered if reasonably practical.

**LOW:**  
The risk is low and further risk reducing measures are not necessary.

## Harbordale Elementary School



Address: 900 SE 15 STREET, FORT LAUDERDALE 33316  
Location Num: 491  
Board District: 3  
Board Member: Sarah Leonardi  
ADEFP Budget: \$1,384,000  
Total Facilities Budget (Sum of Projects): \$2,074,121

### PRIMARY RENOVATIONS P.002068 SMART Program Renovations

#### CURRENT PHASE

RISK LEVEL

#### ACTIVE CONSTRUCTION



#### PROJECT UPDATE

The project has a Notice to Proceed, contractor is going through the submittal process. Advanced Roofing Invoice #1 submitted, schedule is under review by PM. Meeting w/ Principal Kashdin on 12/07/21 to discuss Roof and HVAC work and coordinated with the school.

#### PROJECT SCOPE

Scope of Work: 1) Re-Roofing: Buildings 05, 07, 09, 11, 13, 14, 15 & 16. 2) HVAC Improvements: Buildings 05, 10, 11, 13 & 16. 3) Electrical Work related to HVAC & Roofing Work. 4) Plumbing Work related to HVAC and Roofing work.

#### BUDGET

	Current Budget	Actuals	Remaining Budget
Design	\$125,500	\$89,813	\$35,687
Construction	\$1,653,306	\$159	\$1,653,147
Construction Mgmt	\$198,400	\$120,213	\$78,187
Contingency	\$91,915	\$0	\$91,915
Consultants	\$5,000	\$4,509	\$491
<b>Project Total:</b>	<b>\$2,074,121</b>	<b>\$214,694</b>	<b>\$1,859,427</b>

#### FLAG:

PHASE	2015	2016	2017	2018	2019	2020	2021	2022	2023	2024	2025	2026
	Q1 Q2 Q3 Q4	Q1 Q2 Q3 Q4	Q1 Q2 Q3 Q4	Q1 Q2 Q3 Q4	Q1 Q2 Q3 Q4	Q1 Q2 Q3 Q4	Q1 Q2 Q3 Q4	Q1 Q2 Q3 Q4	Q1 Q2 Q3 Q4	Q1 Q2 Q3 Q4	Q1 Q2 Q3 Q4	Q1 Q2 Q3 Q4
PROJECT PLANNING												
HIRE DESIGNER												
PROJECT DESIGN												
HIRE CONTRACTOR												
ACTIVE CONSTRUCTION												
CONSTRUCTION CLOSEOUT												

### SCHOOL CHOICE ENHANCEMENT (SCEP)

#### CURRENT PHASE

#### BUDGET

#### IMPLEMENTATION

\$100,000

#### DELIVERED

iPads  
iPad cases  
iPad cart  
Recordex laptops  
EarthWalk carts  
pre-existing laptop cart cables  
stage curtains  
digital marquee

### MUSIC

#### SCOPE

108 Instruments delivered

#### TECHNOLOGY

#### SCOPE

182 Items Delivered

#### TRAFFIC LIGHT INDICATOR OF VARIOUS RISK LEVELS



**HIGH:**  
Further analysis should be performed, if this risk still shows unacceptable or medium risk redesign and or other changes should be introduced to reduce the criticality.

**MEDIUM:**  
The risk may be acceptable but redesign or other changes should be considered if reasonably practical.

**LOW:**  
The risk is low and further risk reducing measures are not necessary.

## Hawkes Bluff Elementary School



Address: 5900 SW 160 AVENUE, DAVIE 33331  
Location Num: 3131  
Board District: 2  
Board Member: Patricia Good  
ADEFP Budget: \$7,352,437  
Total Facilities Budget (Sum of Projects): \$6,809,437

### PRIMARY RENOVATIONS P.001784 GOB Renovations

#### CURRENT PHASE

RISK LEVEL

#### ACTIVE CONSTRUCTION



#### PROJECT UPDATE

Working on Change order work for Portico roofs and punch list walks/working towards substantial completion. T&B wrapping up with identifying potential missing dampers, next T&B scheduled for 1/6/2021

#### PROJECT SCOPE

HVAC Improvements: Buildings 1 (1 CU & 10 FCU), 2 (2 FCU & 2 Chillers), 3 (1 RTU, 1 AHU, 3 FCU), 4 (5 Gravity Ventilators, 9 FCU), 5 (7 Gravity Ventilators, & 12 FCU), 6 (4 Gravity Ventilators, & 7 FCU), & 8 (Wall unit) Re-roofing: Buildings 1, 2, 3, 4, 5, & 75

#### BUDGET

	Current Budget	Actuals	Remaining Budget
Design	\$505,694	\$477,709	\$27,985
Construction	\$4,518,068	\$4,188,294	\$329,774
Direct Purchase	\$902,202	\$893,505	\$8,697
Construction Mgmt	\$672,083	\$228,025	\$444,058
Contingency	\$177,515	\$0	\$177,515
Consultants	\$33,875	\$0	\$33,875
<b>Project Total:</b>	<b>\$6,809,437</b>	<b>\$5,787,533</b>	<b>\$1,021,904</b>

#### FLAG: Schedule, REASON: Owner Delays

PHASE	2015	2016	2017	2018	2019	2020	2021	2022	2023	2024	2025	2026
	Q1 Q2 Q3 Q4	Q1 Q2 Q3 Q4	Q1 Q2 Q3 Q4	Q1 Q2 Q3 Q4	Q1 Q2 Q3 Q4	Q1 Q2 Q3 Q4	Q1 Q2 Q3 Q4	Q1 Q2 Q3 Q4	Q1 Q2 Q3 Q4	Q1 Q2 Q3 Q4	Q1 Q2 Q3 Q4	Q1 Q2 Q3 Q4
PROJECT PLANNING												
HIRE DESIGNER												
PROJECT DESIGN												
HIRE CONTRACTOR												
ACTIVE CONSTRUCTION												
CONSTRUCTION CLOSEOUT												

### SCHOOL CHOICE ENHANCEMENT (SCEP)

#### CURRENT PHASE

#### COMPLETE

#### DELIVERED

Student chairs  
LCD projector  
Primary Playground Upgrades  
Classroom blinds  
shade structure  
AC Adaptor

#### BUDGET

\$100,000

### MUSIC



COMPLETE

#### SCOPE

239 Instruments delivered

### TECHNOLOGY



COMPLETE

#### SCOPE

300 Items Delivered

#### TRAFFIC LIGHT INDICATOR OF VARIOUS RISK LEVELS



#### HIGH:

Further analysis should be performed, if this risk still shows unacceptable or medium risk redesign and/or other changes should be introduced to reduce the criticality.

#### MEDIUM:

The risk may be acceptable but redesign or other changes should be considered if reasonably practical.

#### LOW:

The risk is low and further risk reducing measures are not necessary.

## Henry D. Perry Education Center



Address: 3400 WILDCAT WAY, MIRAMAR 33023  
Location Num: 1011  
Board District: 1  
Board Member: Ann Murray  
ADEFP Budget: \$9,720,580  
Total Facilities Budget (Sum of Projects): \$9,308,580

### PRIMARY RENOVATIONS P.001986 SMART Program Renovations

#### CURRENT PHASE

RISK LEVEL

#### ACTIVE CONSTRUCTION



#### PROJECT UPDATE

The roof work is in progress, 99% complete. The fire sprinkler work for building #4 is 95% complete. The Fire Alarm work is in progress campus-wide, Building#3 was completed, building#2 is in progress. The HVAC scope of work is in progress, AHU1-1 installation was complete, 19 FCU are installed, working on a final decision to install the remaining, rooftop equipment tie-down is in progress. The Chillers replacement was completed. TL Comment: This needs to be cleaned up, see below: Roofing work is 99% Complete this month, Fire Sprinkler work in Building #4 is nearing completion (95% Complete). Fire alarm work is ongoing across the campus but is primarily completed in Buildings 2 and 3 as of this month. Chiller work completed over this month and the issues with the FCUs persists.

#### PROJECT SCOPE

Fire Alarm System: Campus-wide Fire Sprinklers: Building 4 HVAC Improvements: Buildings 1, 2, 3, 4, 5 & 6 Reroofing: Buildings 1, 2, 3, 4, 5 & 6

#### BUDGET

	Current Budget	Actuals	Remaining Budget
Design	\$548,746	\$390,196	\$158,550
Construction	\$6,448,327	\$4,516,239	\$1,932,088
Direct Purchase	\$957,699	\$751,127	\$206,572
Construction Mgmt	\$959,161	\$824,290	\$134,871
Contingency	\$380,417	\$0	\$380,417
Consultants	\$12,000	\$0	\$12,000
Misc Construction	\$2,230	\$2,230	\$0
<b>Project Total:</b>	<b>\$9,308,580</b>	<b>\$6,484,082</b>	<b>\$2,824,498</b>

#### FLAG:

PHASE	2015	2016	2017	2018	2019	2020	2021	2022	2023	2024	2025	2026
	Q1 Q2 Q3 Q4	Q1 Q2 Q3 Q4	Q1 Q2 Q3 Q4	Q1 Q2 Q3 Q4	Q1 Q2 Q3 Q4	Q1 Q2 Q3 Q4	Q1 Q2 Q3 Q4	Q1 Q2 Q3 Q4	Q1 Q2 Q3 Q4	Q1 Q2 Q3 Q4	Q1 Q2 Q3 Q4	Q1 Q2 Q3 Q4
PROJECT PLANNING												
HIRE DESIGNER												
PROJECT DESIGN												
HIRE CONTRACTOR												
ACTIVE CONSTRUCTION												
CONSTRUCTION CLOSEOUT												

### SCHOOL CHOICE ENHANCEMENT (SCEP)

#### CURRENT PHASE

COMPLETE

#### DELIVERED

Indoor furniture  
cafeteria tables  
students chairs  
desks  
laptop carts

#### BUDGET

\$100,000

### MUSIC

✓ **SCOPE**  
COMPLETE 26 Instruments delivered

### TECHNOLOGY

✓ **SCOPE**  
COMPLETE 71 Items Delivered

#### TRAFFIC LIGHT INDICATOR OF VARIOUS RISK LEVELS



**HIGH:**  
Further analysis should be performed, if this risk still shows unacceptable or medium risk redesign and or other changes should be introduced to reduce the criticality.

**MEDIUM:**  
The risk may be acceptable but redesign or other changes should be considered if reasonably practical.

**LOW:**  
The risk is low and further risk reducing measures are not necessary.

## Heron Heights Elementary School



Address: 11010 NOB HILL ROAD, PARKLAND 33076  
Location Num: 3961  
Board District: 4  
Board Member: Lori Alhadeff  
ADEFP Budget: \$2,160,694  
Total Facilities Budget (Sum of Projects): \$657,000

### PRIMARY RENOVATIONS P.002147 SMART Program Renovations

#### CURRENT PHASE

RISK LEVEL

#### HIRE CONTRACTOR



#### PROJECT UPDATE

The Letter of Recommendation (LOR) was issued on 7/1/2021. The project is at Procurement pending advertisement.

#### PROJECT SCOPE

Exterior Re-painting at Buildings 1, 2 MUSIC/ART ROOM Space Conversion -New sink and cabinets Music Room Renovation with Shelving for instruments. HVAC Improvements- Test & Balance.

#### BUDGET

	Current Budget	Actuals	Remaining Budget
Design	\$85,000	\$42,346	\$42,654
Construction	\$440,000	\$13,500	\$426,500
Construction Mgmt	\$87,700	\$61,221	\$26,479
Contingency	\$39,300	\$0	\$39,300
Consultants	\$5,000	\$2,431	\$2,569
<b>Project Total:</b>	<b>\$657,000</b>	<b>\$119,498</b>	<b>\$537,502</b>

#### FLAG:

PHASE	2015	2016	2017	2018	2019	2020	2021	2022	2023	2024	2025	2026
	Q1 Q2 Q3 Q4	Q1 Q2 Q3 Q4	Q1 Q2 Q3 Q4	Q1 Q2 Q3 Q4	Q1 Q2 Q3 Q4	Q1 Q2 Q3 Q4	Q1 Q2 Q3 Q4	Q1 Q2 Q3 Q4	Q1 Q2 Q3 Q4	Q1 Q2 Q3 Q4	Q1 Q2 Q3 Q4	Q1 Q2 Q3 Q4
PROJECT PLANNING												
HIRE DESIGNER												
PROJECT DESIGN												
HIRE CONTRACTOR												
ACTIVE CONSTRUCTION												
CONSTRUCTION CLOSEOUT												

### SCHOOL CHOICE ENHANCEMENT (SCEP)

#### CURRENT PHASE

IMPLEMENTATION

#### DELIVERED

Laptops  
digital marquee

#### BUDGET

\$100,000

### MUSIC

#### SCOPE

COMPLETE 104 Instruments delivered

#### TECHNOLOGY

#### SCOPE

COMPLETE 836 Items Delivered

#### TRAFFIC LIGHT INDICATOR OF VARIOUS RISK LEVELS



**HIGH:**  
Further analysis should be performed, if this risk still shows unacceptable or medium risk redesign and/or other changes should be introduced to reduce the criticality.

**MEDIUM:**  
The risk may be acceptable but redesign or other changes should be considered if reasonably practical.

**LOW:**  
The risk is low and further risk reducing measures are not necessary.

## Hollywood Central Elementary School



Address: 1700 MONROE STREET, HOLLYWOOD 33020  
Location Num: 121  
Board District: 1  
Board Member: Ann Murray  
ADEFP Budget: \$9,029,350  
Total Facilities Budget (Sum of Projects): \$8,658,350

### PRIMARY RENOVATIONS P.001983 SMART Program Renovations

#### CURRENT PHASE

RISK LEVEL

#### ACTIVE CONSTRUCTION



#### PROJECT UPDATE

Complete windows installation in Bldgs. # 1(1 window), 2(finishes around windows), Pending window 3(12 windows) Generator was received and start installation. Revise & Resubmit ASI# 4 adding the Mini Split for the TV room to the Building Department

#### PROJECT SCOPE

Aluminum Windows Replacement: Building 1 Aluminum Covered Walkway Deck Panel replacement HVAC Controls upgrade to DDC Controls Door Hardware Replacement: Buildings 1, 2, 3, 4 & 5 Electric Unit Heater Replacement: Building 8 Emergency Exit Signage Replacement Emergency Lighting System Replacement Exterior Building Lighting Additions Exterior Painting: Buildings 1,2,3,4,5,6,7,8 & 9 Generator Replacement: Building 8 GFCI Electrical Receptacles Additional HVAC Replacements/Component Replacements: Buildings 1,2, 3, 4, 5, 6, 7 & 8 Roof Install New Built-up with Granulated Cover: Buildings 1,2,3,4,5,6,7,8 & 9 Switchgear Replacement Test and Balance Wall Pack Lighting Replacement: Buildings 1,2,3,4,5,6 & 7

#### BUDGET

	Current Budget	Actuals	Remaining Budget
Design	\$332,000	\$283,395	\$48,605
Construction	\$6,412,952	\$6,136,700	\$276,252
Direct Purchase	\$955,671	\$930,167	\$25,504
Construction Mgmt	\$712,164	\$712,164	\$0
Contingency	\$220,563	\$0	\$220,563
Consultants	\$25,000	\$10,887	\$14,113
<b>Project Total:</b>	<b>\$8,658,350</b>	<b>\$8,073,313</b>	<b>\$585,037</b>

#### FLAG:

PHASE	2015	2016	2017	2018	2019	2020	2021	2022	2023	2024	2025	2026
	Q1 Q2 Q3 Q4	Q1 Q2 Q3 Q4	Q1 Q2 Q3 Q4	Q1 Q2 Q3 Q4	Q1 Q2 Q3 Q4	Q1 Q2 Q3 Q4	Q1 Q2 Q3 Q4	Q1 Q2 Q3 Q4	Q1 Q2 Q3 Q4	Q1 Q2 Q3 Q4	Q1 Q2 Q3 Q4	Q1 Q2 Q3 Q4
PROJECT PLANNING												
HIRE DESIGNER												
PROJECT DESIGN												
HIRE CONTRACTOR												
ACTIVE CONSTRUCTION												
CONSTRUCTION CLOSEOUT												

### SCHOOL CHOICE ENHANCEMENT (SCEP)

#### CURRENT PHASE

PLANNING/DESIGN

#### BUDGET

\$100,000

#### IN PROGRESS

Ballot development in progress.

### MUSIC



#### SCOPE

175 Instruments delivered

### TECHNOLOGY



#### SCOPE

337 Items Delivered

#### TRAFFIC LIGHT INDICATOR OF VARIOUS RISK LEVELS



#### HIGH:

Further analysis should be performed, if this risk still shows unacceptable or medium risk redesign and or other changes should be introduced to reduce the criticality.

#### MEDIUM:

The risk may be acceptable but redesign or other changes should be considered if reasonably practical.

#### LOW:

The risk is low and further risk reducing measures are not necessary.

## Hollywood Hills Elementary School



Address: 3501 TAFT STREET, HOLLYWOOD 33021  
Location Num: 111  
Board District: 1  
Board Member: Ann Murray  
ADEFP Budget: \$3,464,000  
Total Facilities Budget (Sum of Projects): \$2,999,000

### PRIMARY RENOVATIONS P.001845 SMART Program Renovations

#### CURRENT PHASE

RISK LEVEL

#### DESIGN



#### PROJECT UPDATE

Building R04 review completed on 11/8/21. Site Utilities, Building, Mechanical, Fire Safety, Roofing disciplines approved. Plumbing, Electrical, and Fire Alarm disciplines to be approved. A/E working on R04 comment responses as of 12/31/21. Project Manager issued Fire Alarm System Annual Inspection report to A/E on 12/7/21.

#### PROJECT SCOPE

Re-roofing: Buildings 1, 2 & 8. Door Replacements: Buildings 1 & 2. Window Replacements: Building 2. Exterior Painting: Buildings 1, 2, 8, 9, 11, & 13. Aluminum Covered Walkway Replacement: Building 2 Electrical Improvements- Replace switchgear, and transformer at Buildings 1 & 2. Provide lightning protection at Buildings 10, & 13. Fire Sprinklers: Building 1 HVAC Improvements- Components replaced: Buildings 1, 2, & 13. Test and Balance: Building 1. Replace Light fixtures and GFCI Receptacles.

#### BUDGET

	Current Budget	Actuals	Remaining Budget
Design	\$327,415	\$237,734	\$89,681
Construction	\$2,027,500	\$40,125	\$1,987,375
Construction Mgmt	\$530,579	\$319,449	\$211,130
Contingency	\$97,276	\$0	\$97,276
Consultants	\$10,000	\$7,173	\$2,827
Utilities	\$6,230	\$0	\$6,230
<b>Project Total:</b>	<b>\$2,999,000</b>	<b>\$604,481</b>	<b>\$2,394,519</b>

#### FLAG:

PHASE	2015	2016	2017	2018	2019	2020	2021	2022	2023	2024	2025	2026
	Q1 Q2 Q3 Q4	Q1 Q2 Q3 Q4	Q1 Q2 Q3 Q4	Q1 Q2 Q3 Q4	Q1 Q2 Q3 Q4	Q1 Q2 Q3 Q4	Q1 Q2 Q3 Q4	Q1 Q2 Q3 Q4	Q1 Q2 Q3 Q4	Q1 Q2 Q3 Q4	Q1 Q2 Q3 Q4	Q1 Q2 Q3 Q4
PROJECT PLANNING												
HIRE DESIGNER												
PROJECT DESIGN												
HIRE CONTRACTOR												
ACTIVE CONSTRUCTION												
CONSTRUCTION CLOSEOUT												

### SCHOOL CHOICE ENHANCEMENT (SCEP)

#### CURRENT PHASE

#### COMPLETE

#### DELIVERED

Fencing for the bus loop area  
Novo Pros  
iPads  
Outdoor Wireless Network Access Point  
iPad charging carts  
student laptops  
ThinkPads  
Earthwalk carts  
wiring carts  
aiphone at the SPE  
Digital marquee  
car loop fencing

#### BUDGET

\$100,000

### MUSIC

#### SCOPE

229 Instruments delivered

#### TECHNOLOGY

#### SCOPE

537 Items Delivered

#### TRAFFIC LIGHT INDICATOR OF VARIOUS RISK LEVELS



**HIGH:**  
Further analysis should be performed, if this risk still shows unacceptable or medium risk redesign and or other changes should be introduced to reduce the criticality.

**MEDIUM:**  
The risk may be acceptable but redesign or other changes should be considered if reasonably practical.

**LOW:**  
The risk is low and further risk reducing measures are not necessary.

## Hollywood Hills High School



Address: 5400 STIRLING ROAD, HOLLYWOOD 33021  
Location Num: 1661  
Board District: 1  
Board Member: Ann Murray  
ADEFP Budget: \$23,262,351  
Total Facilities Budget (Sum of Projects): \$22,215,351

### PRIMARY RENOVATIONS P.001806 SMART Program Renovations

#### CURRENT PHASE

RISK LEVEL

#### ACTIVE CONSTRUCTION



#### PROJECT UPDATE

The project is nearing final inspections and substantial completion. The roofer completed the installation of roofing membrane in all areas of the project. Fire alarm testing continued, with final fire alarm inspections beginning during winter break in all areas of the school.

#### PROJECT SCOPE

ADA Restrooms: Building 1 Doors and Hardware: Buildings 1 & 7 Electrical System Renovation: Buildings 1, 4, 5, 6, 7, & 8 Exterior Painting: Building 9 Fire Alarm: Buildings 1, 4, 5, 6, 7, 8, & 9 Fire Sprinkler: Buildings 1 & 5 HVAC System Replacement: Buildings 1, 6, & 7 Interior Finishes & Improvements: Buildings 4, 5, 6, & 7 Plumbing: Buildings 1, 5, & 7 Re-Roofing: Buildings 1, 4, 5, 6, 7, & 9

#### BUDGET

	Current Budget	Actuals	Remaining Budget
Design	\$1,155,543	\$1,098,976	\$56,567
Construction	\$17,592,332	\$16,136,883	\$1,455,449
FF&E and Technology	\$449,566	\$336,024	\$113,542
Direct Purchase	\$1,293,789	\$1,250,028	\$43,761
Construction Mgmt	\$1,449,639	\$1,449,639	\$0
Contingency	\$139,295	\$0	\$139,295
Consultants	\$81,000	\$69,411	\$11,589
Misc Construction	\$29,187	\$29,186	\$1
Utilities	\$25,000	\$0	\$25,000
<b>Project Total:</b>	<b>\$22,215,351</b>	<b>\$20,370,147</b>	<b>\$1,845,204</b>

#### FLAG:

PHASE	2015	2016	2017	2018	2019	2020	2021	2022	2023	2024	2025	2026
	Q1 Q2 Q3 Q4	Q1 Q2 Q3 Q4	Q1 Q2 Q3 Q4	Q1 Q2 Q3 Q4	Q1 Q2 Q3 Q4	Q1 Q2 Q3 Q4	Q1 Q2 Q3 Q4	Q1 Q2 Q3 Q4	Q1 Q2 Q3 Q4	Q1 Q2 Q3 Q4	Q1 Q2 Q3 Q4	Q1 Q2 Q3 Q4
PROJECT PLANNING												
HIRE DESIGNER												
PROJECT DESIGN												
HIRE CONTRACTOR												
ACTIVE CONSTRUCTION												
CONSTRUCTION CLOSEOUT												

### SCHOOL CHOICE ENHANCEMENT (SCEP)

#### CURRENT PHASE

COMPLETE

#### DELIVERED

Two-way radios  
front office furniture  
chairs  
plastic tables  
trophy cases  
conference  
chairs and guidance room furniture

#### BUDGET

\$100,000

### ATHLETICS

#### SCOPE

Track,Weight Room

### MUSIC

#### SCOPE

161 Instruments delivered

### TECHNOLOGY

#### SCOPE

1,131 Items Delivered

#### TRAFFIC LIGHT INDICATOR OF VARIOUS RISK LEVELS



**HIGH:**  
Further analysis should be performed, if this risk still shows unacceptable or medium risk redesign and/or other changes should be introduced to reduce the criticality.

**MEDIUM:**  
The risk may be acceptable but redesign or other changes should be considered if reasonably practical.

**LOW:**  
The risk is low and further risk reducing measures are not necessary.

## Hollywood Park Elementary School



Address: 901 N 69 WAY, HOLLYWOOD 33024  
Location Num: 1761  
Board District: 1  
Board Member: Ann Murray  
ADEFP Budget: \$7,308,250  
Total Facilities Budget (Sum of Projects): \$6,965,250

### PRIMARY RENOVATIONS P.001788 GOB Renovations

#### CURRENT PHASE

RISK LEVEL

#### ACTIVE CONSTRUCTION



#### PROJECT UPDATE

Roofing; Building 01 is 50% Complete, Installation of Light Weight Concrete is scheduled for next month. Building 02 is Installation of A/C Air Handler AHU-1-2 Replacement is 100% complete and Inspected. Roof top A/C Unit RTU-1 Replacement is 100% complete and Inspected. MEP Penthouse Roof Raising and AHU 1-6 & 1-7 Replacement is in progress. Electrical Switchgear replacement is in progress and is 50% complete, pending coordination with FPL.

#### PROJECT SCOPE

Aluminum Window Replacement: Buildings 1 & 2 Reroofing: Buildings 1, 2, 3 & 4 Electrical Exterior Lighting Replacement. Exterior Painting: Buildings 1, 2, 3 & 4. Door Hardware Replacement: Buildings 1 & 2. Media Center Renovation Building 1. ADA Restroom Renovations: Building 1 Clinic Restroom ADA Renovations Building 01. Fire Protection Building 01. (Buildings 02, 03 & 04 Have been de-scoped). HVAC Chiller Replacement, Chiller Yard. HVAC Unit, Ductwork Replacement Building 01. HVAC Test and Balance. Electrical Switch Gear Replacement.

#### BUDGET

	Current Budget	Actuals	Remaining Budget
Design	\$501,034	\$238,018	\$263,016
Construction	\$4,539,010	\$2,907,506	\$1,631,504
FF&E and Technology	\$72,615	\$63,769	\$8,846
Direct Purchase	\$738,490	\$625,632	\$112,858
Construction Mgmt	\$766,177	\$704,380	\$61,797
Contingency	\$307,924	\$0	\$307,924
Consultants	\$40,000	\$2,251	\$37,749
<b>Project Total:</b>	<b>\$6,965,250</b>	<b>\$4,541,556</b>	<b>\$2,423,694</b>

#### FLAG:

PHASE	2015	2016	2017	2018	2019	2020	2021	2022	2023	2024	2025	2026
	Q1 Q2 Q3 Q4	Q1 Q2 Q3 Q4	Q1 Q2 Q3 Q4	Q1 Q2 Q3 Q4	Q1 Q2 Q3 Q4	Q1 Q2 Q3 Q4	Q1 Q2 Q3 Q4	Q1 Q2 Q3 Q4	Q1 Q2 Q3 Q4	Q1 Q2 Q3 Q4	Q1 Q2 Q3 Q4	Q1 Q2 Q3 Q4
PROJECT PLANNING												
HIRE DESIGNER												
PROJECT DESIGN												
HIRE CONTRACTOR												
ACTIVE CONSTRUCTION												
CONSTRUCTION CLOSEOUT												

### SCHOOL CHOICE ENHANCEMENT (SCEP)

#### CURRENT PHASE

#### COMPLETE

#### DELIVERED

Cafeteria LCD projector  
laptops  
speakers and control center  
playground upgrades  
Laptops

#### BUDGET

\$100,000

### MUSIC



#### SCOPE

219 Instruments delivered

### TECHNOLOGY



#### SCOPE

202 Items Delivered

#### TRAFFIC LIGHT INDICATOR OF VARIOUS RISK LEVELS



#### HIGH:

Further analysis should be performed, if this risk still shows unacceptable or medium risk redesign and/or other changes should be introduced to reduce the criticality.

#### MEDIUM:

The risk may be acceptable but redesign or other changes should be considered if reasonably practical.

#### LOW:

The risk is low and further risk reducing measures are not necessary.

## Horizon Elementary School



Address: 2101 PINE ISLAND ROAD, SUNRISE 33322  
Location Num: 2531  
Board District: 5  
Board Member: Dr. Rosalind Osgood  
ADEFP Budget: \$1,889,000  
Total Facilities Budget (Sum of Projects): \$1,539,000

### PRIMARY RENOVATIONS P.002038 SMART Program Renovations

#### CURRENT PHASE

RISK LEVEL

#### ACTIVE CONSTRUCTION



#### PROJECT UPDATE

Re-roof is 100% complete. Bldg 3 failed roofing inspection because of an existing damaged soffit. The change order is in the review process. The Media Center is completed. Chiller 1 is installed pending electrical connection and energizing inspection. During power shut down, we discovered the existing Federal Pacific main panel would not shut off. The EOR recommends replacing the damaged panel. The EOR submitted 2 proposals to design the main panel replacement and to add a new panel for the chillers. Both proposals have been approved. ATP to the Designer is in process. Phase 1 Design was submitted and returned to the Designer with comments. December updated schedule hasn't yet been submitted by the Contractor.

#### PROJECT SCOPE

HVAC Improvements: Building 1 Media Center Renovations: Building 1 Re-roofing: Buildings 2, 3, 5 & 85 The existing electrical Main Disconnect Panel(MDP) failed, so a new electrical feed is being designed for the chillers and then under a separate contract replacing the existing MDP.

#### BUDGET

	Current Budget	Actuals	Remaining Budget
Design	\$117,949	\$63,281	\$54,668
Construction	\$984,820	\$733,269	\$251,551
FF&E and Technology	\$71,000	\$47,325	\$23,675
Direct Purchase	\$200,180	\$200,180	\$0
Construction Mgmt	\$128,500	\$111,970	\$16,530
Contingency	\$24,571	\$0	\$24,571
Consultants	\$11,980	\$8,305	\$3,675
<b>Project Total:</b>	<b>\$1,539,000</b>	<b>\$1,164,330</b>	<b>\$374,670</b>

#### FLAG:

PHASE	2015	2016	2017	2018	2019	2020	2021	2022	2023	2024	2025	2026
	Q1 Q2 Q3 Q4	Q1 Q2 Q3 Q4	Q1 Q2 Q3 Q4	Q1 Q2 Q3 Q4	Q1 Q2 Q3 Q4	Q1 Q2 Q3 Q4	Q1 Q2 Q3 Q4	Q1 Q2 Q3 Q4	Q1 Q2 Q3 Q4	Q1 Q2 Q3 Q4	Q1 Q2 Q3 Q4	Q1 Q2 Q3 Q4
PROJECT PLANNING												
HIRE DESIGNER												
PROJECT DESIGN												
HIRE CONTRACTOR												
ACTIVE CONSTRUCTION												
CONSTRUCTION CLOSEOUT												

### SCHOOL CHOICE ENHANCEMENT (SCEP)

#### CURRENT PHASE

#### COMPLETE

#### DELIVERED

Badge Maker  
Outdoor PA System  
Printers  
classroom rugs  
Recordex  
digital poster maker  
laptops  
(10) laptop carts  
morning show equipment  
(11) reading tables

#### BUDGET

\$100,000

### MUSIC

#### SCOPE

368 Instruments delivered

#### TECHNOLOGY

#### SCOPE

195 Items Delivered

#### TRAFFIC LIGHT INDICATOR OF VARIOUS RISK LEVELS



**HIGH:**  
Further analysis should be performed, if this risk still shows unacceptable or medium risk redesign and/or other changes should be introduced to reduce the criticality.

**MEDIUM:**  
The risk may be acceptable but redesign or other changes should be considered if reasonably practical.

**LOW:**  
The risk is low and further risk reducing measures are not necessary.

## Indian Ridge Middle School



Address: 1355 NOB HILL ROAD, DAVIE 33324  
 Location Num: 3471  
 Board District: 6  
 Board Member: Laurie Rich Levinson  
 ADEFP Budget: \$6,850,102  
 Total Facilities Budget (Sum of Projects):

### SCHOOL CHOICE ENHANCEMENT (SCEP)

#### CURRENT PHASE

COMPLETE

#### DELIVERED

Printers  
computers for both staff and students

#### BUDGET

\$100,000

### MUSIC

✓  
COMPLETE

#### SCOPE

67 Instruments delivered

### TECHNOLOGY

✓  
COMPLETE

#### SCOPE

813 Items Delivered

#### TRAFFIC LIGHT INDICATOR OF VARIOUS RISK LEVELS



##### HIGH:

Further analysis should be performed, if this risk still shows unacceptable or medium risk redesign and or other changes should be introduced to reduce the criticality.

##### MEDIUM:

The risk may be acceptable but redesign or other changes should be considered if reasonably practical.

##### LOW:

The risk is low and further risk reducing measures are not necessary.

## Indian Trace Elementary School



Address: 400 INDIAN TRACE, WESTON 33326  
Location Num: 3181  
Board District: 6  
Board Member: Laurie Rich Levinson  
ADEFP Budget: \$3,889,000  
Total Facilities Budget (Sum of Projects): \$3,530,000

### PRIMARY RENOVATIONS P.001980 SMART Program Renovations

#### CURRENT PHASE

RISK LEVEL

#### DESIGN



#### PROJECT UPDATE

A/E working on R04 comment responses and returned to Owner on 12/27/21. Building Dept. R04 review to commence on 1/3/22. Building, Plumbing and Roofing disciplines are approved. Mechanical, Electrical, Fire Alarm, and Fire Safety need approval.

#### PROJECT SCOPE

Re-roofing: Buildings 1, 2, 3, 4, 5, 6, 8, & 9. Exterior Painting: Buildings 1, 2, 3, 4, 5, 6, 8, & 9. HVAC Improvements- Component replacement at Buildings 1, 2, 3, 4, 5, & 6. Coordinate mechanical units at Buildings 8 and 9. Fire Alarm Replacement: Campus-wide.

#### BUDGET

	Current Budget	Actuals	Remaining Budget
Design	\$382,386	\$214,999	\$167,387
Construction	\$2,177,000	\$258,414	\$1,918,586
Construction Mgmt	\$846,114	\$516,191	\$329,923
Contingency	\$117,500	\$0	\$117,500
Consultants	\$7,000	\$4,000	\$3,000
<b>Project Total:</b>	<b>\$3,530,000</b>	<b>\$993,604</b>	<b>\$2,536,396</b>

#### FLAG:

PHASE	2015 Q1 Q2 Q3 Q4	2016 Q1 Q2 Q3 Q4	2017 Q1 Q2 Q3 Q4	2018 Q1 Q2 Q3 Q4	2019 Q1 Q2 Q3 Q4	2020 Q1 Q2 Q3 Q4	2021 Q1 Q2 Q3 Q4	2022 Q1 Q2 Q3 Q4	2023 Q1 Q2 Q3 Q4	2024 Q1 Q2 Q3 Q4	2025 Q1 Q2 Q3 Q4	2026 Q1 Q2 Q3 Q4
PROJECT PLANNING												
HIRE DESIGNER												
PROJECT DESIGN												
HIRE CONTRACTOR												
ACTIVE CONSTRUCTION												
CONSTRUCTION CLOSEOUT												

### SCHOOL CHOICE ENHANCEMENT (SCEP)

#### CURRENT PHASE

#### COMPLETE

#### DELIVERED

Re-keying of the campus electric strike & playground upgrades

#### BUDGET

\$100,000

#### IN PROGRESS

Condenser USB microphone speaker

### MUSIC

#### SCOPE

199 Instruments delivered

#### TECHNOLOGY

#### SCOPE

246 Items Delivered

#### TRAFFIC LIGHT INDICATOR OF VARIOUS RISK LEVELS



**HIGH:**  
Further analysis should be performed, if this risk still shows unacceptable or medium risk redesign and or other changes should be introduced to reduce the criticality.

**MEDIUM:**  
The risk may be acceptable but redesign or other changes should be considered if reasonably practical.

**LOW:**  
The risk is low and further risk reducing measures are not necessary.

## J.P. Taravella High School



Address: 10600 RIVERSIDE DRIVE, CORAL SPRINGS 33071  
 Location Num: 2751  
 Board District: 4  
 Board Member: Lori Alhadeff  
 ADEFP Budget: \$18,328,554  
 Total Facilities Budget (Sum of Projects): \$15,699,000

### PRIMARY RENOVATIONS P.001675 Ada Restrooms

#### CURRENT PHASE

RISK LEVEL

#### HIRE CONTRACTOR



#### PROJECT UPDATE

No change in status December 2021 A GMP negotiation still pending. Permit extension clock is ticking. The Construction Manager (CM) has stated they will not deliver a cost estimate.

#### PROJECT SCOPE

Renovate Building 1 group restrooms for ADA compliance First floor restrooms: 301, 301A, 302, 302A, 416A, 419, 419A, 420, 420A Second floor restrooms: 626, 626A, 627, 627A, 720E

#### FLAG:

PHASE	2015				2016				2017				2018				2019				2020				2021				2022				2023				2024				2025				2026			
	Q1	Q2	Q3	Q4	Q1	Q2	Q3	Q4	Q1	Q2	Q3	Q4	Q1	Q2	Q3	Q4	Q1	Q2	Q3	Q4	Q1	Q2	Q3	Q4	Q1	Q2	Q3	Q4	Q1	Q2	Q3	Q4	Q1	Q2	Q3	Q4	Q1	Q2	Q3	Q4	Q1	Q2	Q3	Q4				
PROJECT PLANNING																																																
HIRE DESIGNER																																																
PROJECT DESIGN																																																
HIRE CONTRACTOR																																																
ACTIVE CONSTRUCTION																																																
CONSTRUCTION CLOSEOUT																																																

#### TRAFFIC LIGHT INDICATOR OF VARIOUS RISK LEVELS



**HIGH:**  
Further analysis should be performed, if this risk still shows unacceptable or medium risk redesign and or other changes should be introduced to reduce the criticality.

**MEDIUM:**  
The risk may be acceptable but redesign or other changes should be considered if reasonably practical.

**LOW:**  
The risk is low and further risk reducing measures are not necessary.

## J.P. Taravella High School



Address: 10600 RIVERSIDE DRIVE, CORAL SPRINGS 33071  
Location Num: 2751  
Board District: 4  
Board Member: Lori Alhadeff  
ADEFP Budget: \$18,328,554  
Total Facilities Budget (Sum of Projects): \$15,699,000

### PRIMARY RENOVATIONS P.001942 SMART Program Renovations

#### CURRENT PHASE

RISK LEVEL

#### ACTIVE CONSTRUCTION



#### PROJECT UPDATE

Work at Building 3 to repair/restore damaged eyebrow element. Repainted columns at Media Center and replaced damaged ceiling tiles. Installed outside air louvers at Building 1. No work over winter break.

#### PROJECT SCOPE

Fire Sprinklers Safety / Security Upgrade Window Replacement: Building 4 Re-roofing Buildings 1 and 7 HVAC and Electrical Improvements: Buildings 1, (25 Air Handling Units, 3 Window AC units, New DDC Controls, Test & Balance, and 25 Exit Signs), 2 (4 exhaust fans with new roof curbs and back draft dampers, 3 air handler units, and new DDC controls), 3 (3-circulating pumps, 6-new pumps, DDC controls, and 2-chillers and new chilled water piping), 4 (1 -AHU, new DDC controls, 1-exhaust fan, provide roof curb and back draft damper, and Test & Balance), 5 (3-AHU, remove existing air-cooled chiller and associated components, prep existing chilled water pipes, to remain, for a new connection to the chilled water system, and Test & Balance), 8 (new connection to the chilled water system, and Test & Balance) Media Center Improvements School Choice Enhancement STEM Lab Improvements: Building 1 (1st Floor Rooms 203 & 205, 312 & 312A and 2nd Floor Rooms 516, 525 & 526) Science Lab (Room 525): Demo all sinks and associated piping, provide new sinks with water & gas piping; provide acid waste piping to new lab sinks; and emergency eyewash shower (Building 10 - 1st Floor Rooms 1016 & 1018)

#### BUDGET

	Current Budget	Actuals	Remaining Budget
Design	\$735,000	\$646,419	\$88,581
Construction	\$10,304,020	\$8,777,222	\$1,526,798
FF&E and Technology	\$268,230	\$121,140	\$147,090
Direct Purchase	\$1,835,292	\$1,710,452	\$124,840
Construction Mgmt	\$1,562,525	\$1,485,732	\$76,793
Contingency	\$888,933	\$0	\$888,933
Consultants	\$80,000	\$69,678	\$10,322
Utilities	\$25,000	\$0	\$25,000
<b>Project Total:</b>	<b>\$15,699,000</b>	<b>\$12,810,643</b>	<b>\$2,888,357</b>

#### FLAG:

PHASE	2015	2016	2017	2018	2019	2020	2021	2022	2023	2024	2025	2026
	Q1 Q2 Q3 Q4	Q1 Q2 Q3 Q4	Q1 Q2 Q3 Q4	Q1 Q2 Q3 Q4	Q1 Q2 Q3 Q4	Q1 Q2 Q3 Q4	Q1 Q2 Q3 Q4	Q1 Q2 Q3 Q4	Q1 Q2 Q3 Q4	Q1 Q2 Q3 Q4	Q1 Q2 Q3 Q4	Q1 Q2 Q3 Q4
PROJECT PLANNING												
HIRE DESIGNER												
PROJECT DESIGN												
HIRE CONTRACTOR												
ACTIVE CONSTRUCTION												
CONSTRUCTION CLOSEOUT												

### SCHOOL CHOICE ENHANCEMENT (SCEP)

#### CURRENT PHASE

#### IMPLEMENTATION

#### DELIVERED

Technology  
floor machine  
facilities equipment  
student desks  
outdoor benches  
cafeteria tables  
door strikes  
water bottle filling stations

#### BUDGET

\$100,000

### ATHLETICS

#### SCOPE

Track, Weight Room

#### MUSIC

#### SCOPE

125 Instruments delivered

#### TECHNOLOGY

#### SCOPE

1,295 Items Delivered

#### TRAFFIC LIGHT INDICATOR OF VARIOUS RISK LEVELS



**HIGH:**  
Further analysis should be performed, if this risk still shows unacceptable or medium risk redesign and/or other changes should be introduced to reduce the criticality.

**MEDIUM:**  
The risk may be acceptable but redesign or other changes should be considered if reasonably practical.

**LOW:**  
The risk is low and further risk reducing measures are not necessary.

## James S. Hunt Elementary School



Address: 7800 NW 35 COURT, CORAL SPRINGS 33065  
Location Num: 1971  
Board District: 4  
Board Member: Lori Alhadeff  
ADEFP Budget: \$5,267,000  
Total Facilities Budget (Sum of Projects): \$4,833,000

### PRIMARY RENOVATIONS P.002059 SMART Program Renovations

#### CURRENT PHASE

RISK LEVEL

#### HIRE CONTRACTOR



#### PROJECT UPDATE

The Building Department issued a Letter of Recommendation (LOR) on 9/24/2021. The project is expected to go to advertisement on January 24, 2022.

#### PROJECT SCOPE

Re-roofing: Buildings 2, 5, 6 & 7. Exterior Painting: Building 1. Doors Replacement: Building 5, 6, & 7. Fire Sprinklers: Building 1. Media Center Improvements & ADA Restrooms: Building 1. Fire Alarm System Replacement: Campus-wide. HVAC Improvements: Buildings 1, 5, 6, 7, and chiller yard.

#### BUDGET

	Current Budget	Actuals	Remaining Budget
Design	\$425,000	\$314,000	\$111,000
Construction	\$3,469,000	\$193,903	\$3,275,097
FF&E and Technology	\$9,461	\$0	\$9,461
Construction Mgmt	\$680,422	\$594,308	\$86,114
Contingency	\$229,039	\$0	\$229,039
Consultants	\$10,039	\$0	\$10,039
Utilities	\$10,039	\$0	\$10,039
<b>Project Total:</b>	<b>\$4,833,000</b>	<b>\$1,102,211</b>	<b>\$3,730,789</b>

#### FLAG:

PHASE	2015	2016	2017	2018	2019	2020	2021	2022	2023	2024	2025	2026
	Q1 Q2 Q3 Q4	Q1 Q2 Q3 Q4	Q1 Q2 Q3 Q4	Q1 Q2 Q3 Q4	Q1 Q2 Q3 Q4	Q1 Q2 Q3 Q4	Q1 Q2 Q3 Q4	Q1 Q2 Q3 Q4	Q1 Q2 Q3 Q4	Q1 Q2 Q3 Q4	Q1 Q2 Q3 Q4	Q1 Q2 Q3 Q4
PROJECT PLANNING												
HIRE DESIGNER												
PROJECT DESIGN												
HIRE CONTRACTOR												
ACTIVE CONSTRUCTION												
CONSTRUCTION CLOSEOUT												

### SCHOOL CHOICE ENHANCEMENT (SCEP)

#### CURRENT PHASE

#### COMPLETE

#### DELIVERED

Document cameras  
two-way radios with earpieces  
projectors  
power adaptors  
student laptops  
staff and admin laptops  
laptop carts  
laptop cart wiring & laptop carrying case  
Printers

#### BUDGET

\$100,000

### MUSIC

#### SCOPE

435 Instruments delivered

#### TECHNOLOGY

#### SCOPE

320 Items Delivered

#### TRAFFIC LIGHT INDICATOR OF VARIOUS RISK LEVELS



**HIGH:**  
Further analysis should be performed, if this risk still shows unacceptable or medium risk redesign and/or other changes should be introduced to reduce the criticality.

**MEDIUM:**  
The risk may be acceptable but redesign or other changes should be considered if reasonably practical.

**LOW:**  
The risk is low and further risk reducing measures are not necessary.

## James S. Rickards Middle School



Address: 6000 NE 9 AVENUE, OAKLAND PARK 33334  
 Location Num: 2121  
 Board District: 3  
 Board Member: Sarah Leonardi  
 ADEFP Budget: \$10,981,080  
 Total Facilities Budget (Sum of Projects):

### SCHOOL CHOICE ENHANCEMENT (SCEP)

#### CURRENT PHASE

COMPLETE

#### DELIVERED

Floor mats  
 outdoor metal bleachers  
 flat screen TVs  
 clay extruder  
 two-way radios  
 indoor furniture  
 projectors  
 dehumidifier  
 Laptops  
 tables for teacher's lounge  
 chairs  
 laminator  
 electric strike for the SPE & digital marquee

#### BUDGET

\$100,000

### TECHNOLOGY

✓  
COMPLETE

#### SCOPE

496 Items Delivered

#### TRAFFIC LIGHT INDICATOR OF VARIOUS RISK LEVELS



##### HIGH:

Further analysis should be performed, if this risk still shows unacceptable or medium risk redesign and or other changes should be introduced to reduce the criticality.

##### MEDIUM:

The risk may be acceptable but redesign or other changes should be considered if reasonably practical.

##### LOW:

The risk is low and further risk reducing measures are not necessary.

## Lake Forest Elementary School



Address: 3550 SW 48 AVENUE, PEMBROKE PARK 33023  
Location Num: 831  
Board District: 1  
Board Member: Ann Murray  
ADEFP Budget: \$3,971,142  
Total Facilities Budget (Sum of Projects): \$3,171,161

### PRIMARY RENOVATIONS P.001886 SMART Program Renovations

#### CURRENT PHASE

RISK LEVEL

#### ACTIVE CONSTRUCTION



#### PROJECT UPDATE

-12/6: The AE uploaded a 01250a for the GC to prepare a deductive CO for the skylight caulking work that was not performed/deemed necessary. -12/15: The PMOR PM asked the Asst. Chief Building Official (ACBO) if he had discussed the need for repair of the Building 5 fireproofing with the Senior Fire Official (SFO). -12/16: The AE asked for an update on the status of the Building 5 fireproofing. The PMOR PM followed up with the ACBO and he said he would talk to the SFO. -12/22: The GC scheduled the equipment training for 1/18/22. -12/27: PPO stated they cannot attend the equipment training on 1/18/22. -12/28: The GC rescheduled the equipment training for 2/14/22 to accommodate PPO.

#### PROJECT SCOPE

Reroofing: Buildings 01, 03, 05, 06, 07, 09, 10, & 13 HVAC Improvements: Controls, Condenser Units and Air Handlers to Buildings 01, 03, 04, 05, 06, & 07

#### BUDGET

	Current Budget	Actuals	Remaining Budget
Design	\$304,979	\$137,264	\$167,715
Construction	\$2,105,519	\$1,538,730	\$566,789
Direct Purchase	\$276,685	\$195,530	\$81,155
Construction Mgmt	\$342,666	\$313,145	\$29,521
Contingency	\$134,011	\$0	\$134,011
Consultants	\$3,840	\$0	\$3,840
Utilities	\$3,461	\$0	\$3,461
<b>Project Total:</b>	<b>\$3,171,161</b>	<b>\$2,184,669</b>	<b>\$986,492</b>

#### FLAG:

PHASE	2015	2016	2017	2018	2019	2020	2021	2022	2023	2024	2025	2026
	Q1 Q2 Q3 Q4	Q1 Q2 Q3 Q4	Q1 Q2 Q3 Q4	Q1 Q2 Q3 Q4	Q1 Q2 Q3 Q4	Q1 Q2 Q3 Q4	Q1 Q2 Q3 Q4	Q1 Q2 Q3 Q4	Q1 Q2 Q3 Q4	Q1 Q2 Q3 Q4	Q1 Q2 Q3 Q4	Q1 Q2 Q3 Q4
PROJECT PLANNING												
HIRE DESIGNER												
PROJECT DESIGN												
HIRE CONTRACTOR												
ACTIVE CONSTRUCTION												
CONSTRUCTION CLOSEOUT												

### SCHOOL CHOICE ENHANCEMENT (SCEP)

#### CURRENT PHASE

#### BUDGET

IMPLEMENTATION

\$100,000

DELIVERED

IN PROGRESS

### MUSIC

#### SCOPE

608 Instruments delivered

#### TECHNOLOGY

#### SCOPE

456 Items Delivered

#### TRAFFIC LIGHT INDICATOR OF VARIOUS RISK LEVELS



**HIGH:**  
Further analysis should be performed, if this risk still shows unacceptable or medium risk redesign and or other changes should be introduced to reduce the criticality.

**MEDIUM:**  
The risk may be acceptable but redesign or other changes should be considered if reasonably practical.

**LOW:**  
The risk is low and further risk reducing measures are not necessary.

## Lake Forest Elementary School



Address 3550 SW 48 AVENUE, PEMBROKE PARK 33023  
 Location Num: 831  
 Board District: 1  
 Board Member: Ann Murray  
 ADEFP Budget: \$3,971,142  
 Total Facilities Budget (Sum of Projects): \$3,171,161

Projector  
 cafeteria projection system  
 teacher chairs  
 blinds  
 studio equipment  
 office chairs  
 traffic cones  
 cone bars  
 cone cart  
 single cassette recorders  
 headphones  
 stools  
 safety cones  
 portable cooler  
 canopy  
 digital scanner  
 desktops  
 computer

Projector  
 sanitizing electrostatic sprayer  
 traffic cones

### TRAFFIC LIGHT INDICATOR OF VARIOUS RISK LEVELS



**HIGH:**  
Further analysis should be performed, if this risk still shows unacceptable or medium risk redesign and or other changes should be introduced to reduce the criticality.

**MEDIUM:**  
The risk may be acceptable but redesign or other changes should be considered if reasonably practical.

**LOW:**  
The risk is low and further risk reducing measures are not necessary.

## Lakeside Elementary School



Address: 900 NW 136 AVENUE, PEMBROKE PINES 33028  
Location Num: 3591  
Board District: 2  
Board Member: Patricia Good  
ADEFP Budget: \$4,891,240  
Total Facilities Budget (Sum of Projects): \$4,284,240

### PRIMARY RENOVATIONS P.002070 SMART Program Renovations

#### CURRENT PHASE

RISK LEVEL

#### ACTIVE CONSTRUCTION



#### PROJECT UPDATE

Building 1: - LWIC on the High Roof (concrete Deck) 100% - Base membrane, 100% on the Concrete deck (high roof). Chiller Yard: Commissioning is done.

#### PROJECT SCOPE

Electrical Improvements Exterior Lighting: Campus-wide HVAC Improvements Duck Heater, AHU Building 4, Controls: Building 17 Window-mount A/C: Building 4 Re-Roofing: Building 4, 8, 9, & 10

#### BUDGET

	Current Budget	Actuals	Remaining Budget
Design	\$245,000	\$182,261	\$62,739
Construction	\$2,937,279	\$1,252	\$2,936,027
Direct Purchase	\$427,027	\$0	\$427,027
Construction Mgmt	\$456,969	\$303,244	\$153,725
Contingency	\$206,965	\$0	\$206,965
Consultants	\$6,000	\$0	\$6,000
Utilities	\$5,000	\$0	\$5,000
<b>Project Total:</b>	<b>\$4,284,240</b>	<b>\$486,757</b>	<b>\$3,797,483</b>

#### FLAG:

PHASE	2015	2016	2017	2018	2019	2020	2021	2022	2023	2024	2025	2026
	Q1 Q2 Q3 Q4	Q1 Q2 Q3 Q4	Q1 Q2 Q3 Q4	Q1 Q2 Q3 Q4	Q1 Q2 Q3 Q4	Q1 Q2 Q3 Q4	Q1 Q2 Q3 Q4	Q1 Q2 Q3 Q4	Q1 Q2 Q3 Q4	Q1 Q2 Q3 Q4	Q1 Q2 Q3 Q4	Q1 Q2 Q3 Q4
PROJECT PLANNING												
HIRE DESIGNER												
PROJECT DESIGN												
HIRE CONTRACTOR												
ACTIVE CONSTRUCTION												
CONSTRUCTION CLOSEOUT												

### SCHOOL CHOICE ENHANCEMENT (SCEP)

#### CURRENT PHASE

#### IMPLEMENTATION

#### DELIVERED

Promethean boards  
stools  
10-piece portable work stations  
flexible chairs  
digital marquee

#### BUDGET

\$100,000

#### IN PROGRESS

Laptops  
Promethean ActivPanel Board  
Promethean fixed height mobile stand

### MUSIC

#### SCOPE

COMPLETE 361 Instruments delivered

#### TECHNOLOGY

#### SCOPE

COMPLETE 372 Items Delivered

#### TRAFFIC LIGHT INDICATOR OF VARIOUS RISK LEVELS



**HIGH:**  
Further analysis should be performed, if this risk still shows unacceptable or medium risk redesign and or other changes should be introduced to reduce the criticality.

**MEDIUM:**  
The risk may be acceptable but redesign or other changes should be considered if reasonably practical.

**LOW:**  
The risk is low and further risk reducing measures are not necessary.

## Lanier-James Education Center



Address: 1050 NW 7TH COURT, HALLANDALE 33009  
 Location Num: 0405  
 Board District: 1  
 Board Member: Ann Murray  
 ADEFP Budget: \$162,000  
 Total Facilities Budget (Sum of Projects):

### SCHOOL CHOICE ENHANCEMENT (SCEP)

#### CURRENT PHASE

COMPLETE

#### DELIVERED

School study carrels  
 laptops  
 weight room equipment  
 media center furniture  
 digital marquee  
 Snow cone maker  
 hot air popcorn maker  
 hubsan X4 H107CHD quadcopter with HD camera  
 inflatable ball chair

#### BUDGET

\$100,000

#### TRAFFIC LIGHT INDICATOR OF VARIOUS RISK LEVELS



##### HIGH:

Further analysis should be performed, if this risk still shows unacceptable or medium risk redesign and or other changes should be introduced to reduce the criticality.

##### MEDIUM:

The risk may be acceptable but redesign or other changes should be considered if reasonably practical.

##### LOW:

The risk is low and further risk reducing measures are not necessary.

## Larkdale Elementary School



Address: 3250 NW 12 PLACE, LAUDERHILL 33311  
Location Num: 621  
Board District: 5  
Board Member: Dr. Rosalind Osgood  
ADEFP Budget: \$2,899,350  
Total Facilities Budget (Sum of Projects): \$2,690,350

### PRIMARY RENOVATIONS P.002073 SMART Program Renovations

#### CURRENT PHASE

RISK LEVEL

#### ACTIVE CONSTRUCTION



#### PROJECT UPDATE

The contractor completed the replacement of three rooftop units (RTUs) in building 3 (kitchen/cafeteria), two air handling units (AHUs) in building 12. Structural reinforcements of each RTU mounting location were undertaken simultaneously.

#### PROJECT SCOPE

ACT Ceilings: Building 1 Doors, Frames, and Hardware: Buildings 3 & 4 Electrical Services: Buildings 3, 11, 12, & 14 Exterior Paint: Buildings 3, 4, 5, 6, 7, 8, 9, 10, 11, 12, 13, & 15 Exterior Windows: Building 7 Fire Alarm Replacement: Buildings 1, 2, 3, 4, 5, 6, 7, 8, 9, 10, 11, 12, 13, 14, & 15 HVAC Controls: Buildings 3, 10, 11, 12, & 14 HVAC System Renovation: Buildings 3, 10, 11, 12, 13, & 14 Minor Roofing (Flashing): Building 3

#### BUDGET

	Current Budget	Actuals	Remaining Budget
Design	\$173,500	\$114,181	\$59,319
Construction	\$2,115,393	\$657,745	\$1,457,648
Direct Purchase	\$28,951	\$28,071	\$880
Construction Mgmt	\$258,853	\$156,136	\$102,717
Contingency	\$106,153	\$0	\$106,153
Consultants	\$7,500	\$5,939	\$1,561
<b>Project Total:</b>	<b>\$2,690,350</b>	<b>\$962,072</b>	<b>\$1,728,278</b>

#### FLAG:

PHASE	2015	2016	2017	2018	2019	2020	2021	2022	2023	2024	2025	2026
	Q1 Q2 Q3 Q4	Q1 Q2 Q3 Q4	Q1 Q2 Q3 Q4	Q1 Q2 Q3 Q4	Q1 Q2 Q3 Q4	Q1 Q2 Q3 Q4	Q1 Q2 Q3 Q4	Q1 Q2 Q3 Q4	Q1 Q2 Q3 Q4	Q1 Q2 Q3 Q4	Q1 Q2 Q3 Q4	Q1 Q2 Q3 Q4
PROJECT PLANNING												
HIRE DESIGNER												
PROJECT DESIGN												
HIRE CONTRACTOR												
ACTIVE CONSTRUCTION												
CONSTRUCTION CLOSEOUT												

### SCHOOL CHOICE ENHANCEMENT (SCEP)

#### CURRENT PHASE

IMPLEMENTATION

#### BUDGET

\$100,000

#### IN PROGRESS

Digital marquee retrofit

### TECHNOLOGY

✓ COMPLETE

#### SCOPE

22 Items Delivered

#### TRAFFIC LIGHT INDICATOR OF VARIOUS RISK LEVELS



**HIGH:**  
Further analysis should be performed, if this risk still shows unacceptable or medium risk redesign and or other changes should be introduced to reduce the criticality.

**MEDIUM:**  
The risk may be acceptable but redesign or other changes should be considered if reasonably practical.

**LOW:**  
The risk is low and further risk reducing measures are not necessary.

## Lauderdale Lakes Middle School



Address: 3911 NW 30 AVENUE, LAUDERDALE LAKES 33309  
Location Num: 1701  
Board District: 5  
Board Member: Dr. Rosalind Osgood  
ADEFP Budget: \$7,024,378  
Total Facilities Budget (Sum of Projects): \$8,102,170

### PRIMARY RENOVATIONS P.001637 Building Renovation

#### CURRENT PHASE

RISK LEVEL

#### ACTIVE CONSTRUCTION



#### PROJECT UPDATE

All project scope of work has been completed. The contractor is waiting on the approval of a pending ASI to then proceed with their remaining fire alarm and electrical final inspections. The project will achieve substantial completion upon ASI approval and passing of inspections. The roofing work associated with the emergency shoring done to building 1 has completed during this period, allowing the roofer to call final inspections in January.

#### PROJECT SCOPE

Fire Alarm: Building 1, 2, 3, & 4 Fire Sprinklers: Building 1 Media Center Improvements: Building 1 Re-Roofing: Building 1, 2, 3, & 4 Stucco, Waterproofing, and Interior Repairs: Building 1 HVAC System Replacement: Building 1 & 2 Test & Balance: Building 1 & 2

#### BUDGET

	Current Budget	Actuals	Remaining Budget
Design	\$426,718	\$409,885	\$16,833
Construction	\$5,585,727	\$5,213,971	\$371,756
FF&E and Technology	\$101,138	\$89,147	\$11,991
Direct Purchase	\$581,427	\$581,427	\$0
Construction Mgmt	\$590,000	\$583,180	\$6,820
Contingency	\$7,770	\$0	\$7,770
Consultants	\$128,890	\$106,894	\$21,996
<b>Project Total:</b>	<b>\$7,421,670</b>	<b>\$6,984,504</b>	<b>\$437,166</b>

FLAG: Schedule, REASON: Owner Delays

PHASE	2015	2016	2017	2018	2019	2020	2021	2022	2023	2024	2025	2026
	Q1 Q2 Q3 Q4	Q1 Q2 Q3 Q4	Q1 Q2 Q3 Q4	Q1 Q2 Q3 Q4	Q1 Q2 Q3 Q4	Q1 Q2 Q3 Q4	Q1 Q2 Q3 Q4	Q1 Q2 Q3 Q4	Q1 Q2 Q3 Q4	Q1 Q2 Q3 Q4	Q1 Q2 Q3 Q4	Q1 Q2 Q3 Q4
PROJECT PLANNING												
HIRE DESIGNER												
PROJECT DESIGN												
HIRE CONTRACTOR												
ACTIVE CONSTRUCTION												
CONSTRUCTION CLOSEOUT												

#### TRAFFIC LIGHT INDICATOR OF VARIOUS RISK LEVELS



**HIGH:**  
Further analysis should be performed, if this risk still shows unacceptable or medium risk redesign and/or other changes should be introduced to reduce the criticality.

**MEDIUM:**  
The risk may be acceptable but redesign or other changes should be considered if reasonably practical.

**LOW:**  
The risk is low and further risk reducing measures are not necessary.

## Lauderdale Lakes Middle School



Address: 3911 NW 30 AVENUE, LAUDERDALE LAKES 33309  
Location Num: 1701  
Board District: 5  
Board Member: Dr. Rosalind Osgood  
ADEFP Budget: \$7,024,378  
Total Facilities Budget (Sum of Projects): \$8,102,170

### PRIMARY RENOVATIONS P.002813 Kitchen HVAC - SMART Program

#### CURRENT PHASE

RISK LEVEL

#### HIRE CONTRACTOR



#### PROJECT UPDATE

The Permit was issued to Advance Roofing NTP is in progress. 10% completed

#### PROJECT SCOPE

Provide dedicated HVAC to Existing Kitchen.

#### BUDGET

	Current Budget	Actuals	Remaining Budget
Design	\$30,500	\$15,900	\$14,600
Construction	\$497,000	\$0	\$497,000
Construction Mgmt	\$29,000	\$0	\$29,000
Contingency	\$49,000	\$0	\$49,000
Consultants	\$5,000	\$0	\$5,000
Misc Construction	\$70,000	\$0	\$70,000
<b>Project Total:</b>	<b>\$680,500</b>	<b>\$15,900</b>	<b>\$664,600</b>

#### FLAG: BUDGET, Reason: Budget Adjustment

PHASE	2015				2016				2017				2018				2019				2020				2021				2022				2023				2024				2025				2026			
	Q1	Q2	Q3	Q4	Q1	Q2	Q3	Q4	Q1	Q2	Q3	Q4	Q1	Q2	Q3	Q4	Q1	Q2	Q3	Q4	Q1	Q2	Q3	Q4	Q1	Q2	Q3	Q4	Q1	Q2	Q3	Q4	Q1	Q2	Q3	Q4	Q1	Q2	Q3	Q4	Q1	Q2	Q3	Q4				
PROJECT PLANNING																																																
HIRE DESIGNER																																																
PROJECT DESIGN																																																
HIRE CONTRACTOR																																																
ACTIVE CONSTRUCTION																																																
CONSTRUCTION CLOSEOUT																																																

### SCHOOL CHOICE ENHANCEMENT (SCEP)

#### CURRENT PHASE

COMPLETE

#### DELIVERED

Shoot-a-way machine  
Tour de France bikes  
flight simulator  
pilot simulator  
dance floor  
row machines  
digital marquee  
outdoor benches  
window wraps  
and promethean board

#### BUDGET

\$100,000

### MUSIC

#### SCOPE

633 Instruments delivered

#### TECHNOLOGY

#### SCOPE

224 Items Delivered

#### TRAFFIC LIGHT INDICATOR OF VARIOUS RISK LEVELS



**HIGH:**  
Further analysis should be performed, if this risk still shows unacceptable or medium risk redesign and/or other changes should be introduced to reduce the criticality.

**MEDIUM:**  
The risk may be acceptable but redesign or other changes should be considered if reasonably practical.

**LOW:**  
The risk is low and further risk reducing measures are not necessary.

## Lauderdale Manors Early Learning and Resource Center



Address: 1400 NW 14 COURT, FORT LAUDERDALE 33311  
Location Num: 3999  
Board District: 5  
Board Member: Dr. Rosalind Osgood  
ADEFP Budget: \$7,111,500  
Total Facilities Budget (Sum of Projects): \$6,950,500

### PRIMARY RENOVATIONS P.001635 Building Renovations

#### CURRENT PHASE

RISK LEVEL

#### HIRE CONTRACTOR



#### PROJECT UPDATE

The Building Department (BD) issued 100% Construction documents (CD)\_R01 on 10/26. The review status for seven disciplines is for the A/E to revise and resubmit. As of 12/31, A/E must submit Building Department 100% CD\_R01 responses in January.

#### PROJECT SCOPE

Exterior walkways new roof and waterproofing. Roof Replacement - Bldg 1, 2, 4, 5, 6, 7, 8, 9, and 10. Window replacement - Bldg 1, 2, 4 and 5. HVAC component replacement - Bldg 1 - 7. Bldg 17 - Test and balance the existing system. Exterior painting - Bldg 2 and 9. Door replacement - Bldg 1, 2, 5, and 9. ADA restroom renovation - Bldg 4 and 5.

#### BUDGET

	Current Budget	Actuals	Remaining Budget
Design	\$509,400	\$144,678	\$364,722
Construction	\$5,575,000	\$142,410	\$5,432,590
Construction Mgmt	\$611,381	\$231,976	\$379,405
Contingency	\$234,719	\$0	\$234,719
Consultants	\$20,000	\$8,989	\$11,011
<b>Project Total:</b>	<b>\$6,950,500</b>	<b>\$528,053</b>	<b>\$6,422,447</b>

#### FLAG:

PHASE	2015	2016	2017	2018	2019	2020	2021	2022	2023	2024	2025	2026
	Q1 Q2 Q3 Q4	Q1 Q2 Q3 Q4	Q1 Q2 Q3 Q4	Q1 Q2 Q3 Q4	Q1 Q2 Q3 Q4	Q1 Q2 Q3 Q4	Q1 Q2 Q3 Q4	Q1 Q2 Q3 Q4	Q1 Q2 Q3 Q4	Q1 Q2 Q3 Q4	Q1 Q2 Q3 Q4	Q1 Q2 Q3 Q4
PROJECT PLANNING												
HIRE DESIGNER												
PROJECT DESIGN												
HIRE CONTRACTOR												
ACTIVE CONSTRUCTION												
CONSTRUCTION CLOSEOUT												

### SCHOOL CHOICE ENHANCEMENT (SCEP)

#### CURRENT PHASE

#### BUDGET

COMPLETE

\$100,000

#### DELIVERED

Chairs  
tables  
two golf carts  
cafeteria furniture  
laptops  
facilities equipment  
marquee sign letters  
bulletin boards  
outdoor benches  
microwave  
lectern with mics  
furniture  
two-way radios  
printer  
toner  
fan  
table  
refrigerator  
door wraps  
power

#### TRAFFIC LIGHT INDICATOR OF VARIOUS RISK LEVELS



**HIGH:**  
Further analysis should be performed, if this risk still shows unacceptable or medium risk redesign and/or other changes should be introduced to reduce the criticality.

**MEDIUM:**  
The risk may be acceptable but redesign or other changes should be considered if reasonably practical.

**LOW:**  
The risk is low and further risk reducing measures are not necessary.

## Lauderhill 6-12 STEM-MED Magnet School



Address: 1901 NW 49 AVENUE, LAUDERHILL 33313  
Location Num: 1391  
Board District: 5  
Board Member: Dr. Rosalind Osgood  
ADEFP Budget: \$6,658,000  
Total Facilities Budget (Sum of Projects): \$6,655,000

### PRIMARY RENOVATIONS P.001801 Smart Program Renovations

#### CURRENT PHASE

RISK LEVEL

#### DESIGN



#### PROJECT UPDATE

A/E submitted Additional Services proposal for resubmitting the 100% CD deliverables to conform to FBC 2020 Edition. A/E resubmitted 10 other proposals from earlier negotiations with AECOM. AECOM to review proposals, make recommendation for Board approval and prepare PM Checklist for Amendment package.

#### PROJECT SCOPE

Building Envelope- Re-roofing at Buildings 1,2,3,4,5, & 8 Building Envelope- New Elevator Lift, Remodel Mezzanine, Covered Walkway Fire Alarm System Fire Sprinkler at Buildings 1, & 2 HVAC Improvements- Components replaced at Buildings 1, 2, 3, 4, & 6 Media Center Improvements Electrical Improvements- Gym Lights

#### BUDGET

	Current Budget	Actuals	Remaining Budget
Design	\$394,000	\$292,632	\$101,368
Construction	\$4,199,329	\$250	\$4,199,079
FF&E and Technology	\$9,461	\$9,461	\$0
Construction Mgmt	\$862,510	\$725,167	\$137,343
Contingency	\$444,200	\$0	\$444,200
Consultants	\$50,000	\$2,933	\$47,067
Utilities	\$15,000	\$0	\$15,000
<b>Project Total:</b>	<b>\$5,974,500</b>	<b>\$1,030,443</b>	<b>\$4,944,057</b>

#### FLAG: BUDGET, Reason: Budget Adjustment

PHASE	2015				2016				2017				2018				2019				2020				2021				2022				2023				2024				2025				2026			
	Q1	Q2	Q3	Q4	Q1	Q2	Q3	Q4	Q1	Q2	Q3	Q4	Q1	Q2	Q3	Q4	Q1	Q2	Q3	Q4	Q1	Q2	Q3	Q4	Q1	Q2	Q3	Q4	Q1	Q2	Q3	Q4	Q1	Q2	Q3	Q4	Q1	Q2	Q3	Q4								
PROJECT PLANNING																																																
HIRE DESIGNER																																																
PROJECT DESIGN																																																
HIRE CONTRACTOR																																																
ACTIVE CONSTRUCTION																																																
CONSTRUCTION CLOSEOUT																																																

#### TRAFFIC LIGHT INDICATOR OF VARIOUS RISK LEVELS



**HIGH:**  
Further analysis should be performed, if this risk still shows unacceptable or medium risk redesign and or other changes should be introduced to reduce the criticality.

**MEDIUM:**  
The risk may be acceptable but redesign or other changes should be considered if reasonably practical.

**LOW:**  
The risk is low and further risk reducing measures are not necessary.

## Lauderhill 6-12 STEM-MED Magnet School



Address: 1901 NW 49 AVENUE, LAUDERHILL 33313  
Location Num: 1391  
Board District: 5  
Board Member: Dr. Rosalind Osgood  
ADEFP Budget: \$6,658,000  
Total Facilities Budget (Sum of Projects): \$6,655,000

### PRIMARY RENOVATIONS P.002812 Kitchen HVAC - SMART Program

#### CURRENT PHASE

RISK LEVEL

#### HIRE CONTRACTOR



#### PROJECT UPDATE

NTP in progress. 10% completed

#### PROJECT SCOPE

Provide dedicated HVAC to the existing Kitchen.

#### BUDGET

	Current Budget	Actuals	Remaining Budget
Design	\$30,500	\$15,900	\$14,600
Construction	\$497,000	\$0	\$497,000
Construction Mgmt	\$29,000	\$0	\$29,000
Contingency	\$49,000	\$0	\$49,000
Consultants	\$5,000	\$0	\$5,000
Misc Construction	\$70,000	\$0	\$70,000
<b>Project Total:</b>	<b>\$680,500</b>	<b>\$15,900</b>	<b>\$664,600</b>

#### FLAG: BUDGET, Reason: Budget Adjustment

PHASE	2015				2016				2017				2018				2019				2020				2021				2022				2023				2024				2025				2026																																																																																																																																																																																																																																																																																																																																																																																																																																																																																																																																																																																																																																																																																																																																																																																																																																																																																																																																																																																																																																																																																																																																																																																																																																																																																																																																																																											
PROJECT PLANNING																																																																																																																																																																																																																																																																																																																																																																																																																																																																																																																																																																																																																																																																																																																																																																																																																																																																																																																																																																																																																																																																																																																																																																																																																																																																																																																																																																																																																								</

### SCHOOL CHOICE ENHANCEMENT (SCEP)

#### CURRENT PHASE

COMPLETE

#### DELIVERED

Crowd control items & combination chairs/desks  
gym scoreboards & gym bleachers  
chairs

#### BUDGET

\$100,000

#### IN PROGRESS

science tables  
stools  
combination desks

### ATHLETICS

#### SCOPE

✓ COMPLETE Weight Room

### MUSIC

#### SCOPE

✓ COMPLETE 440 Instruments delivered

#### TRAFFIC LIGHT INDICATOR OF VARIOUS RISK LEVELS



**HIGH:**  
Further analysis should be performed, if this risk still shows unacceptable or medium risk redesign and or other changes should be introduced to reduce the criticality.

**MEDIUM:**  
The risk may be acceptable but redesign or other changes should be considered if reasonably practical.

**LOW:**  
The risk is low and further risk reducing measures are not necessary.

**Lauderhill Community School at Park Lakes Learning Center (f.k.a. Castle Hill Annex)**



Address: 4747 NW 14TH STREET, LAUDERHILL 33313  
Location Num: 1382  
Board District: 5  
Board Member: Dr. Rosalind Osgood  
ADEFP Budget: \$744,000  
Total Facilities Budget (Sum of Projects): \$644,000

**PRIMARY RENOVATIONS P.002092 SMART Program Renovations**

**CURRENT PHASE**

**RISK LEVEL**

**HIRE CONTRACTOR**



**PROJECT UPDATE**

The Letter of Recommendation (LOR) has been extended to 4/14/22. This project was advertised on October 5, 2021, and the Bid Opening was on November 10, 2021. This project only received one bid and it was over budget. The Project is going to be advertised as a CSMP project. CSMP contractors have been engaged and the process on-going.

**PROJECT SCOPE**

Building 1 - Fire Alarm System Replacement - Replace Exterior Doors, Frames and Hardware - Stucco Repair - Strip Exterior Wall Tile of Paint - Paint Building Exterior - HVAC Duct Heater Replacement - HVAC Duct Repairs - Media Center Renovation (carpet)

**BUDGET**

	Current Budget	Actuals	Remaining Budget
Design	\$100,000	\$42,026	\$57,974
Construction	\$403,500	\$9,450	\$394,050
Construction Mgmt	\$99,400	\$80,037	\$19,363
Contingency	\$37,100	\$0	\$37,100
Consultants	\$4,000	\$2,552	\$1,448
<b>Project Total:</b>	<b>\$644,000</b>	<b>\$134,065</b>	<b>\$509,935</b>

**FLAG:**

PHASE	2015	2016	2017	2018	2019	2020	2021	2022	2023	2024	2025	2026
	Q1 Q2 Q3 Q4	Q1 Q2 Q3 Q4	Q1 Q2 Q3 Q4	Q1 Q2 Q3 Q4	Q1 Q2 Q3 Q4	Q1 Q2 Q3 Q4	Q1 Q2 Q3 Q4	Q1 Q2 Q3 Q4	Q1 Q2 Q3 Q4	Q1 Q2 Q3 Q4	Q1 Q2 Q3 Q4	Q1 Q2 Q3 Q4
PROJECT PLANNING												
HIRE DESIGNER												
PROJECT DESIGN												
HIRE CONTRACTOR												
ACTIVE CONSTRUCTION												
CONSTRUCTION CLOSEOUT												

**SCHOOL CHOICE ENHANCEMENT (SCEP)**

**CURRENT PHASE**

COMPLETE

**DELIVERED**

Radios  
(32) Lenovo M720q Desktops & (4) 30 Unit L380 Laptop Carts

**BUDGET**

\$100,000

**TRAFFIC LIGHT INDICATOR OF VARIOUS RISK LEVELS**



**HIGH:**  
Further analysis should be performed, if this risk still shows unacceptable or medium risk redesign and or other changes should be introduced to reduce the criticality.  
**MEDIUM:**  
The risk may be acceptable but redesign or other changes should be considered if reasonably practical.  
**LOW:**  
The risk is low and further risk reducing measures are not necessary.

## Lauderhill-Paul Turner Elementary School



Address: 1500 NW 49 AVENUE, LAUDERHILL 33313  
Location Num: 1381  
Board District: 5  
Board Member: Dr. Rosalind Osgood  
ADEFP Budget: \$2,791,000  
Total Facilities Budget (Sum of Projects): \$4,198,797

### PRIMARY RENOVATIONS P.002066 SMART Program Renovations

#### CURRENT PHASE

RISK LEVEL

#### ACTIVE CONSTRUCTION



#### PROJECT UPDATE

Contractor has submitted Roofing Binders, Fire Sprinklers and Fire Alarm Shop Dwg's to the Bldg. Dept. Contractor is currently working on T&B for Buildings 1, 2, 3 & 4.

#### PROJECT SCOPE

Re-roofing: Buildings 1, 2, 3, 4, & 5, Fire Sprinklers: Buildings 1, 2, 3, & 5 Test and Balance: Buildings 1, 2, 3, & 4, Building Envelope Improvements (Roofing, Windows, Exterior Walls) Installation of covered walkway between Buildings 1 & 4. HVAC Improvements

#### BUDGET

	Current Budget	Actuals	Remaining Budget
Design	\$228,500	\$159,280	\$69,220
Construction	\$3,271,990	\$203	\$3,271,787
Construction Mgmt	\$475,000	\$283,728	\$191,272
Contingency	\$212,307	\$0	\$212,307
Consultants	\$6,000	\$5,674	\$326
Utilities	\$5,000	\$0	\$5,000
<b>Project Total:</b>	<b>\$4,198,797</b>	<b>\$448,885</b>	<b>\$3,749,912</b>

#### FLAG:

PHASE	2015	2016	2017	2018	2019	2020	2021	2022	2023	2024	2025	2026
	Q1 Q2 Q3 Q4	Q1 Q2 Q3 Q4	Q1 Q2 Q3 Q4	Q1 Q2 Q3 Q4	Q1 Q2 Q3 Q4	Q1 Q2 Q3 Q4	Q1 Q2 Q3 Q4	Q1 Q2 Q3 Q4	Q1 Q2 Q3 Q4	Q1 Q2 Q3 Q4	Q1 Q2 Q3 Q4	Q1 Q2 Q3 Q4
PROJECT PLANNING												
HIRE DESIGNER												
PROJECT DESIGN												
HIRE CONTRACTOR												
ACTIVE CONSTRUCTION												
CONSTRUCTION CLOSEOUT												

### SCHOOL CHOICE ENHANCEMENT (SCEP)

#### CURRENT PHASE

PLANNING/DESIGN

#### BUDGET

\$100,000

#### IN PROGRESS

Voting in progress

### MUSIC



#### SCOPE

COMPLETE

202 Instruments delivered

### TECHNOLOGY



#### SCOPE

COMPLETE

258 Items Delivered

#### TRAFFIC LIGHT INDICATOR OF VARIOUS RISK LEVELS



#### HIGH:

Further analysis should be performed, if this risk still shows unacceptable or medium risk redesign and or other changes should be introduced to reduce the criticality.

#### MEDIUM:

The risk may be acceptable but redesign or other changes should be considered if reasonably practical.

#### LOW:

The risk is low and further risk reducing measures are not necessary.

## Liberty Elementary School



Address: 2450 BANKS ROAD, MARGATE 33063  
Location Num: 3821  
Board District: 7  
Board Member: Nora Rupert  
ADEFP Budget: \$1,008,093  
Total Facilities Budget (Sum of Projects): \$465,093

### PRIMARY RENOVATIONS P.001999 SMART Program Renovations

#### CURRENT PHASE

RISK LEVEL

#### CONSTRUCTION CLOSEOUT



#### PROJECT UPDATE

This project is in close-out. Substantial completion was achieved on 12/3/2020. Final Pay Applications are processed and close-out documents are complete. Form 209 was fully executed by the superintendent on 1/20/2021. Closeout documents were delivered to the district and the school. The six-month warranty walkthrough was held on 6/21/2021. There were only some minor issues and the GC repaired them. The eleven-month warranty walkthrough is in process of being scheduled in January.

#### PROJECT SCOPE

Music Room Renovation, HVAC Improvements, & Conversion of Existing Space to Music and/or Art Lab.

#### BUDGET

	Current Budget	Actuals	Remaining Budget
Design	\$52,000	\$33,587	\$18,413
Construction	\$280,961	\$280,960	\$1
FF&E and Technology	\$38,385	\$38,384	\$1
Construction Mgmt	\$51,160	\$34,113	\$17,047
Contingency	\$42,262	\$0	\$42,262
Misc Construction	\$325	\$325	\$0
<b>Project Total:</b>	<b>\$465,093</b>	<b>\$387,369</b>	<b>\$77,724</b>

#### FLAG:

PHASE	2015 Q1 Q2 Q3 Q4	2016 Q1 Q2 Q3 Q4	2017 Q1 Q2 Q3 Q4	2018 Q1 Q2 Q3 Q4	2019 Q1 Q2 Q3 Q4	2020 Q1 Q2 Q3 Q4	2021 Q1 Q2 Q3 Q4	2022 Q1 Q2 Q3 Q4	2023 Q1 Q2 Q3 Q4	2024 Q1 Q2 Q3 Q4	2025 Q1 Q2 Q3 Q4	2026 Q1 Q2 Q3 Q4
PROJECT PLANNING												
HIRE DESIGNER												
PROJECT DESIGN												
HIRE CONTRACTOR												
ACTIVE CONSTRUCTION												
CONSTRUCTION CLOSEOUT												

### SCHOOL CHOICE ENHANCEMENT (SCEP)

#### CURRENT PHASE

#### COMPLETE

#### DELIVERED

Chairs  
(64) TVs for the classrooms  
cafeteria sound system  
media TV production system & digital marquee

#### BUDGET

\$100,000

### MUSIC

#### COMPLETE

381 Instruments delivered

#### TECHNOLOGY

394 Items Delivered

#### TRAFFIC LIGHT INDICATOR OF VARIOUS RISK LEVELS



**HIGH:**  
Further analysis should be performed, if this risk still shows unacceptable or medium risk redesign and or other changes should be introduced to reduce the criticality.  
**MEDIUM:**  
The risk may be acceptable but redesign or other changes should be considered if reasonably practical.  
**LOW:**  
The risk is low and further risk reducing measures are not necessary.

## Lloyd Estates Elementary School



Address: 750 NW 41 STREET, OAKLAND PARK 33309  
Location Num: 1091  
Board District: 3  
Board Member: Sarah Leonardi  
ADEFP Budget: \$2,581,000  
Total Facilities Budget (Sum of Projects): \$2,252,000

### PRIMARY RENOVATIONS P.001824 SMART Program Renovations

#### CURRENT PHASE

RISK LEVEL

#### HIRE CONTRACTOR



#### PROJECT UPDATE

Letter of Recommendation (LOR) was issued 12/4/2020. The LOR has been extended to 3/4/2022. The project was advertised on 11/24/2021 and the bid opening is scheduled for 1/13/2022.

#### PROJECT SCOPE

Re-Roofing: Buildings 01, 03, 04, 05, 06 & 75. Media Center Renovation Building 01. Group Restrooms ADA Renovations Building 01. Fire Protection Bldg 01. Fire Alarm System Replacement: Buildings 01, 02, 03, 04, 05, 06, 08 & 75. HVAC Unit Replacement Buildings 01, 02 & 05.

#### BUDGET

	Current Budget	Actuals	Remaining Budget
Design	\$220,283	\$163,127	\$57,156
Construction	\$1,493,000	\$0	\$1,493,000
Construction Mgmt	\$377,400	\$175,656	\$201,744
Contingency	\$152,317	\$0	\$152,317
Consultants	\$5,000	\$1,224	\$3,776
Utilities	\$4,000	\$0	\$4,000
<b>Project Total:</b>	<b>\$2,252,000</b>	<b>\$340,007</b>	<b>\$1,911,993</b>

#### FLAG:

PHASE	2015	2016	2017	2018	2019	2020	2021	2022	2023	2024	2025	2026
	Q1 Q2 Q3 Q4	Q1 Q2 Q3 Q4	Q1 Q2 Q3 Q4	Q1 Q2 Q3 Q4	Q1 Q2 Q3 Q4	Q1 Q2 Q3 Q4	Q1 Q2 Q3 Q4	Q1 Q2 Q3 Q4	Q1 Q2 Q3 Q4	Q1 Q2 Q3 Q4	Q1 Q2 Q3 Q4	Q1 Q2 Q3 Q4
PROJECT PLANNING												
HIRE DESIGNER												
PROJECT DESIGN												
HIRE CONTRACTOR												
ACTIVE CONSTRUCTION												
CONSTRUCTION CLOSEOUT												

### SCHOOL CHOICE ENHANCEMENT (SCEP)

#### CURRENT PHASE

COMPLETE

DELIVERED

Two-way radios  
poster maker  
LCD projectors  
digital cameras & (12) Recordex

#### BUDGET

\$100,000

### MUSIC

✓

COMPLETE

#### SCOPE

390 Instruments delivered

### TECHNOLOGY

✓

COMPLETE

#### SCOPE

253 Items Delivered

#### TRAFFIC LIGHT INDICATOR OF VARIOUS RISK LEVELS



#### HIGH:

Further analysis should be performed, if this risk still shows unacceptable or medium risk redesign and or other changes should be introduced to reduce the criticality.

#### MEDIUM:

The risk may be acceptable but redesign or other changes should be considered if reasonably practical.

#### LOW:

The risk is low and further risk reducing measures are not necessary.

## Lyons Creek Middle School



Address: 4333 SOL PRESS BOULEVARD, COCONUT CREEK 33073  
Location Num: 3101  
Board District: 7  
Board Member: Nora Rupert  
ADEFP Budget: \$3,767,502  
Total Facilities Budget (Sum of Projects): \$3,049,000

### PRIMARY RENOVATIONS P.002141 SMART Program Renovations

#### CURRENT PHASE

RISK LEVEL

#### DESIGN



#### PROJECT UPDATE

12-28-22 - A/E acknowledged additional work to complete 100% CD and will incorporate for Building Department submittal January 18, 2022 12/23/21 - A/E returned their responses to the 90%/100% the Design Team Backcheck comments. 12/21/21 - Design Team discuss with A/E and BCPS IT representative to make Art Room meeting to finalize Promethean Board wall with power and data hook ups. The meeting was set for 1/6/22. 12/19/21 - Design Team's 90/100% Backcheck review completed and forward docs to A/E.

#### PROJECT SCOPE

Re-roofing at Buildings 1,2, and 3. Provide cable tied down roof equipment at Building 4. HVAC Improvements- Test and Balance at Buildings 1 & 3. Art Room Renovation at Building 1. Conversion of Existing Space to Music/Art at Building 3.

#### BUDGET

	Current Budget	Actuals	Remaining Budget
Design	\$265,457	\$168,064	\$97,393
Construction	\$1,948,500	\$40,525	\$1,907,975
Construction Mgmt	\$668,245	\$369,504	\$298,741
Contingency	\$121,600	\$0	\$121,600
Consultants	\$45,198	\$0	\$45,198
<b>Project Total:</b>	<b>\$3,049,000</b>	<b>\$578,093</b>	<b>\$2,470,907</b>

#### FLAG:

PHASE	2015	2016	2017	2018	2019	2020	2021	2022	2023	2024	2025	2026
	Q1 Q2 Q3 Q4	Q1 Q2 Q3 Q4	Q1 Q2 Q3 Q4	Q1 Q2 Q3 Q4	Q1 Q2 Q3 Q4	Q1 Q2 Q3 Q4	Q1 Q2 Q3 Q4	Q1 Q2 Q3 Q4	Q1 Q2 Q3 Q4	Q1 Q2 Q3 Q4	Q1 Q2 Q3 Q4	Q1 Q2 Q3 Q4
PROJECT PLANNING												
HIRE DESIGNER												
PROJECT DESIGN												
HIRE CONTRACTOR												
ACTIVE CONSTRUCTION												
CONSTRUCTION CLOSEOUT												

### SCHOOL CHOICE ENHANCEMENT (SCEP)

#### CURRENT PHASE

#### IMPLEMENTATION

#### DELIVERED

School name on building  
laptops  
laptop cart wiring  
Aiphone at the SPE

#### BUDGET

\$100,000

#### IN PROGRESS

Digital marquee

### MUSIC

#### SCOPE

✓ COMPLETE 135 Instruments delivered

#### TECHNOLOGY

#### SCOPE

✓ COMPLETE 351 Items Delivered

#### TRAFFIC LIGHT INDICATOR OF VARIOUS RISK LEVELS



**HIGH:**  
Further analysis should be performed, if this risk still shows unacceptable or medium risk redesign and or other changes should be introduced to reduce the criticality.

**MEDIUM:**  
The risk may be acceptable but redesign or other changes should be considered if reasonably practical.

**LOW:**  
The risk is low and further risk reducing measures are not necessary.

## Manatee Bay Elementary School



Address: 19200 SW 36 STREET, WESTON 33332  
 Location Num: 3841  
 Board District: 6  
 Board Member: Laurie Rich Levinson  
 ADEFP Budget: \$3,093,861  
 Total Facilities Budget (Sum of Projects):

### SCHOOL CHOICE ENHANCEMENT (SCEP)

#### CURRENT PHASE

COMPLETE

#### DELIVERED

6' benches with canopies  
 computers  
 carts  
 robotics material  
 two-way radios  
 printers  
 storage shelving  
 shade structure for the playground  
 media production upgrade  
 classroom tables  
 VGA adapters

#### BUDGET

\$100,000

### MUSIC

✓  
COMPLETE

#### SCOPE

260 Instruments delivered

### TECHNOLOGY

✓  
COMPLETE

#### SCOPE

512 Items Delivered

#### TRAFFIC LIGHT INDICATOR OF VARIOUS RISK LEVELS



##### HIGH:

Further analysis should be performed, if this risk still shows unacceptable or medium risk redesign and or other changes should be introduced to reduce the criticality.

##### MEDIUM:

The risk may be acceptable but redesign or other changes should be considered if reasonably practical.

##### LOW:

The risk is low and further risk reducing measures are not necessary.

## Maplewood Elementary School



Address: 9850 RAMBLEWOOD DRIVE, CORAL SPRINGS 33071  
 Location Num: 2741  
 Board District: 4  
 Board Member: Lori Alhadeff  
 ADEFP Budget: \$5,418,455  
 Total Facilities Budget (Sum of Projects): \$4,937,455

### PRIMARY RENOVATIONS P.001639 Building Renovations

#### CURRENT PHASE

RISK LEVEL

#### ACTIVE CONSTRUCTION



#### PROJECT UPDATE

Roofing is in progress. The fire alarm is in progress, working on pulling wire and installing devices. Installed curbs on rooftop units above the kitchen during winter break.

#### PROJECT SCOPE

ADA Restrooms Fire Sprinklers Improvements: Building 1 Roof Replacement: Building 1, 2, 4, 5, 6, & 80, Fire Alarm Improvements: Campus-wide.

#### BUDGET

	Current Budget	Actuals	Remaining Budget
Design	\$404,668	\$374,237	\$30,431
Construction	\$3,397,456	\$2,786,344	\$611,112
FF&E and Technology	\$37,436	\$37,434	\$2
Direct Purchase	\$215,521	\$215,521	\$0
Construction Mgmt	\$441,560	\$386,974	\$54,586
Contingency	\$51,057	\$0	\$51,057
Consultants	\$27,757	\$23,339	\$4,418
<b>Project Total:</b>	<b>\$4,575,455</b>	<b>\$3,823,849</b>	<b>\$751,606</b>

#### FLAG:

PHASE	2015	2016	2017	2018	2019	2020	2021	2022	2023	2024	2025	2026
	Q1 Q2 Q3 Q4	Q1 Q2 Q3 Q4	Q1 Q2 Q3 Q4	Q1 Q2 Q3 Q4	Q1 Q2 Q3 Q4	Q1 Q2 Q3 Q4	Q1 Q2 Q3 Q4	Q1 Q2 Q3 Q4	Q1 Q2 Q3 Q4	Q1 Q2 Q3 Q4	Q1 Q2 Q3 Q4	Q1 Q2 Q3 Q4
PROJECT PLANNING												
HIRE DESIGNER												
PROJECT DESIGN												
HIRE CONTRACTOR												
ACTIVE CONSTRUCTION												
CONSTRUCTION CLOSEOUT												

#### TRAFFIC LIGHT INDICATOR OF VARIOUS RISK LEVELS



**HIGH:**  
Further analysis should be performed, if this risk still shows unacceptable or medium risk redesign and or other changes should be introduced to reduce the criticality.

**MEDIUM:**  
The risk may be acceptable but redesign or other changes should be considered if reasonably practical.

**LOW:**  
The risk is low and further risk reducing measures are not necessary.

## Maplewood Elementary School



Address: 9850 RAMBLEWOOD DRIVE, CORAL SPRINGS 33071  
Location Num: 2741  
Board District: 4  
Board Member: Lori Alhadeff  
ADEFP Budget: \$5,418,455  
Total Facilities Budget (Sum of Projects): \$4,937,455

### PRIMARY RENOVATIONS P.001998 SMART HVAC & Media Center

#### CURRENT PHASE

RISK LEVEL

#### ACTIVE CONSTRUCTION



#### PROJECT UPDATE

The 110B form has been submitted to the Building Department but its approval is pending the resolution of an outstanding ASI. The ASI will be resolved in January and the project will proceed to close out.

#### PROJECT SCOPE

HVAC Improvements Campus-wide with Test and Balance and Media Center Improvements in Building 1

#### BUDGET

	Current Budget	Actuals	Remaining Budget
Design	\$51,000	\$31,958	\$19,042
Construction	\$206,819	\$182,527	\$24,292
FF&E and Technology	\$7,790	\$5,148	\$2,642
Construction Mgmt	\$40,375	\$40,375	\$0
Contingency	\$55,866	\$0	\$55,866
Consultants	\$150	\$128	\$22
<b>Project Total:</b>	<b>\$362,000</b>	<b>\$260,136</b>	<b>\$101,864</b>

#### FLAG: Schedule, REASON: Owner Delays/ Consultant Delays

PHASE	2015	2016	2017	2018	2019	2020	2021	2022	2023	2024	2025	2026
	Q1 Q2 Q3 Q4	Q1 Q2 Q3 Q4	Q1 Q2 Q3 Q4	Q1 Q2 Q3 Q4	Q1 Q2 Q3 Q4	Q1 Q2 Q3 Q4	Q1 Q2 Q3 Q4	Q1 Q2 Q3 Q4	Q1 Q2 Q3 Q4	Q1 Q2 Q3 Q4	Q1 Q2 Q3 Q4	Q1 Q2 Q3 Q4
PROJECT PLANNING												
HIRE DESIGNER												
PROJECT DESIGN												
HIRE CONTRACTOR												
ACTIVE CONSTRUCTION												
CONSTRUCTION CLOSEOUT												

### SCHOOL CHOICE ENHANCEMENT (SCEP)

#### CURRENT PHASE

COMPLETE

#### DELIVERED

Stage sound system  
projector & playground shade structure & PIP

#### BUDGET

\$100,000

#### IN PROGRESS

Remaining balance is on hold until the Media Center Renovation is complete.

### MUSIC

#### SCOPE

237 Instruments delivered

#### TECHNOLOGY

#### SCOPE

229 Items Delivered

#### TRAFFIC LIGHT INDICATOR OF VARIOUS RISK LEVELS



**HIGH:**  
Further analysis should be performed, if this risk still shows unacceptable or medium risk redesign and or other changes should be introduced to reduce the criticality.

**MEDIUM:**  
The risk may be acceptable but redesign or other changes should be considered if reasonably practical.

**LOW:**  
The risk is low and further risk reducing measures are not necessary.

## Margate Elementary School



Address: 6300 NW 18 STREET, MARGATE 33063  
Location Num: 1161  
Board District: 7  
Board Member: Nora Rupert  
ADEFP Budget: \$4,960,753  
Total Facilities Budget (Sum of Projects): \$4,618,754

### PRIMARY RENOVATIONS P.001647 Building Renovations

#### CURRENT PHASE

RISK LEVEL

#### ACTIVE CONSTRUCTION



#### PROJECT UPDATE

Roofing; Final cap sheet has been completed at buildings 09,10, 11, 13, 14 and 15. Metal roofing installation is 90% complete at Building 9. Parapet flashing installation is in progress at buildings 09,10, 11, 13, 14 and 15. and is 50% complete at building 16. Cap Flashing installation is pending all buildings. Music Room, Door and window installation is complete, wall and floor finishes installation is complete. Music cabinet delivery is expected end of January. Art Room, CG procurement of millwork is in progress and is expected to be delivered end of January. With the installation of the temporary wall, student have occupancy of art room.

#### PROJECT SCOPE

Re-Roofing: Building 9, 10, 11, 13, 14, 15, 16 Exterior Painting of Building 16 & 18 Lighting Protection installation at Building 16 Art room renovation Building 15 Music Room Renovation Building 14

#### BUDGET

	Current Budget	Actuals	Remaining Budget
Design	\$621,000	\$560,436	\$60,564
Construction	\$2,341,617	\$1,560,511	\$781,106
FF&E and Technology	\$98,351	\$16,136	\$82,215
Direct Purchase	\$187,944	\$153,641	\$34,303
Construction Mgmt	\$487,637	\$360,263	\$127,374
Contingency	\$144,077	\$0	\$144,077
Consultants	\$58,008	\$36,247	\$21,761
Utilities	\$8,000	\$0	\$8,000
<b>Project Total:</b>	<b>\$3,946,634</b>	<b>\$2,687,234</b>	<b>\$1,259,400</b>

#### FLAG: Schedule, REASON: Contractor Delays

PHASE	2015	2016	2017	2018	2019	2020	2021	2022	2023	2024	2025	2026
	Q1 Q2 Q3 Q4	Q1 Q2 Q3 Q4	Q1 Q2 Q3 Q4	Q1 Q2 Q3 Q4	Q1 Q2 Q3 Q4	Q1 Q2 Q3 Q4	Q1 Q2 Q3 Q4	Q1 Q2 Q3 Q4	Q1 Q2 Q3 Q4	Q1 Q2 Q3 Q4	Q1 Q2 Q3 Q4	Q1 Q2 Q3 Q4
PROJECT PLANNING												
HIRE DESIGNER												
PROJECT DESIGN												
HIRE CONTRACTOR												
ACTIVE CONSTRUCTION												
CONSTRUCTION CLOSEOUT												

#### TRAFFIC LIGHT INDICATOR OF VARIOUS RISK LEVELS



**HIGH:**  
Further analysis should be performed, if this risk still shows unacceptable or medium risk redesign and/or other changes should be introduced to reduce the criticality.

**MEDIUM:**  
The risk may be acceptable but redesign or other changes should be considered if reasonably practical.

**LOW:**  
The risk is low and further risk reducing measures are not necessary.

## Margate Elementary School



Address: 6300 NW 18 STREET, MARGATE 33063  
Location Num: 1161  
Board District: 7  
Board Member: Nora Rupert  
ADEFP Budget: \$4,960,753  
Total Facilities Budget (Sum of Projects): \$4,618,754

### PRIMARY RENOVATIONS P.001647-DEM Building Renovations (Demolition)

#### CURRENT PHASE

RISK LEVEL

#### ACTIVE CONSTRUCTION



#### PROJECT UPDATE

Demolition of buildings 08 is 100% complete. Demolition of buildings 04, 06 90% complete, pending demolition of east walls supporting existing walkway canopies. Forming and steel placement for canopy column footings in progress.

#### PROJECT SCOPE

Demolish of Buildings 04, 06, and 08. Demolition of existing Concrete and Aluminum Canopies. Installation of various existing canopy concrete and aluminum columns. Relocation of Electrical feeders for existing Panels TP-3 and TP-5.

FLAG: Schedule, REASON: Unforeseen Conditions

PHASE	2015				2016				2017				2018				2019				2020				2021				2022				2023				2024				2025				2026			
	Q1	Q2	Q3	Q4	Q1	Q2	Q3	Q4	Q1	Q2	Q3	Q4	Q1	Q2	Q3	Q4	Q1	Q2	Q3	Q4	Q1	Q2	Q3	Q4	Q1	Q2	Q3	Q4	Q1	Q2	Q3	Q4	Q1	Q2	Q3	Q4	Q1	Q2	Q3	Q4	Q1	Q2	Q3	Q4				
PROJECT PLANNING																																																
HIRE DESIGNER																																																
PROJECT DESIGN																																																
HIRE CONTRACTOR																																																
ACTIVE CONSTRUCTION																																																
CONSTRUCTION CLOSEOUT																																																

#### TRAFFIC LIGHT INDICATOR OF VARIOUS RISK LEVELS



**HIGH:**  
Further analysis should be performed, if this risk still shows unacceptable or medium risk redesign and or other changes should be introduced to reduce the criticality.

**MEDIUM:**  
The risk may be acceptable but redesign or other changes should be considered if reasonably practical.

**LOW:**  
The risk is low and further risk reducing measures are not necessary.

## Margate Elementary School



Address: 6300 NW 18 STREET, MARGATE 33063  
Location Num: 1161  
Board District: 7  
Board Member: Nora Rupert  
ADEFP Budget: \$4,960,753  
Total Facilities Budget (Sum of Projects): \$4,618,754

### PRIMARY RENOVATIONS P.002859 Classroom Addition SMART Program

#### CURRENT PHASE

RISK LEVEL

#### DESIGN



#### PROJECT UPDATE

Letter of recommendation for permit (LOR) was issued on 12/08/21.

#### PROJECT SCOPE

Demolition Buildings 3 and 5. Partial demolition of Building 2. Includes covered walkways. Building 1, new roof and new decking. Replace the main entry door and sidelights. Building 7- new roof and decking. replace exterior non-load bearing walls including doors and windows. New 6 classroom building, New aluminum covered walkways. New elementary playground. New fire water supply loop. Site work related to new building addition.

#### BUDGET

	Current Budget	Actuals	Remaining Budget
Construction	\$460,000	\$0	\$460,000
Construction Mgmt	\$119,500	\$0	\$119,500
Contingency	\$70,620	\$0	\$70,620
Consultants	\$10,000	\$0	\$10,000
Utilities	\$12,000	\$0	\$12,000
<b>Project Total:</b>	<b>\$672,120</b>	<b>\$0</b>	<b>\$672,120</b>

#### FLAG:

PHASE	2015	2016	2017	2018	2019	2020	2021	2022	2023	2024	2025	2026
	Q1 Q2 Q3 Q4	Q1 Q2 Q3 Q4	Q1 Q2 Q3 Q4	Q1 Q2 Q3 Q4	Q1 Q2 Q3 Q4	Q1 Q2 Q3 Q4	Q1 Q2 Q3 Q4	Q1 Q2 Q3 Q4	Q1 Q2 Q3 Q4	Q1 Q2 Q3 Q4	Q1 Q2 Q3 Q4	Q1 Q2 Q3 Q4
PROJECT PLANNING												
HIRE DESIGNER												
PROJECT DESIGN												
HIRE CONTRACTOR												
ACTIVE CONSTRUCTION												
CONSTRUCTION CLOSEOUT												

### SCHOOL CHOICE ENHANCEMENT (SCEP)

#### CURRENT PHASE

#### IMPLEMENTATION

#### DELIVERED

Bookcases  
student computers  
Aiphone & strike

#### BUDGET

\$100,000

#### IN PROGRESS

access card reader system

### MUSIC

#### COMPLETE

#### SCOPE

485 Instruments delivered

### TECHNOLOGY

#### COMPLETE

#### SCOPE

391 Items Delivered

#### TRAFFIC LIGHT INDICATOR OF VARIOUS RISK LEVELS



#### HIGH:

Further analysis should be performed, if this risk still shows unacceptable or medium risk redesign and or other changes should be introduced to reduce the criticality.

#### MEDIUM:

The risk may be acceptable but redesign or other changes should be considered if reasonably practical.

#### LOW:

The risk is low and further risk reducing measures are not necessary.

## Margate Middle School



Address: 500 NW 65 AVENUE, MARGATE 33063  
Location Num: 581  
Board District: 7  
Board Member: Nora Rupert  
ADEFP Budget: \$9,122,000  
Total Facilities Budget (Sum of Projects): \$8,869,000

### PRIMARY RENOVATIONS P.001836 SMART Program Renovations

#### CURRENT PHASE

RISK LEVEL

#### DESIGN



#### PROJECT UPDATE

AECOM processing Amendment package to achieve legal dept. support. Plan for Board review at Jan. 11, 2022 RSBM.

#### PROJECT SCOPE

Re-roofing: Buildings 1, 2, 3, 4, 5, & 6. Electrical Improvements- Upgrade to switchgear, transformers, panels at Buildings 1, 4, & 7. Fire Alarm System Replacement: Campus-wide. Fire Sprinklers at Buildings 1 & 5. HVAC Improvements: Buildings 2, 3, & 4. HVAC Improvements- Test and Balance at Buildings 1,2,3,4,5,6, & 7. Conversion of Existing Space to Music and/or Art Lab(s) Art Room Renovation: Building 6. Media Center Improvements: Building 1. Restrooms Renovation: Buildings 1 & 4. Safety-/ Security Upgrades

#### BUDGET

	Current Budget	Actuals	Remaining Budget
Design	\$839,322	\$374,617	\$464,705
Construction	\$6,420,000	\$311,771	\$6,108,229
FF&E and Technology	\$3,354	\$1,353	\$2,001
Construction Mgmt	\$1,190,340	\$1,169,851	\$20,489
Contingency	\$369,984	\$0	\$369,984
Consultants	\$30,000	\$2,284	\$27,716
Utilities	\$16,000	\$0	\$16,000
<b>Project Total:</b>	<b>\$8,869,000</b>	<b>\$1,859,876</b>	<b>\$7,009,124</b>

#### FLAG:

PHASE	2015	2016	2017	2018	2019	2020	2021	2022	2023	2024	2025	2026
	Q1 Q2 Q3 Q4	Q1 Q2 Q3 Q4	Q1 Q2 Q3 Q4	Q1 Q2 Q3 Q4	Q1 Q2 Q3 Q4	Q1 Q2 Q3 Q4	Q1 Q2 Q3 Q4	Q1 Q2 Q3 Q4	Q1 Q2 Q3 Q4	Q1 Q2 Q3 Q4	Q1 Q2 Q3 Q4	Q1 Q2 Q3 Q4
PROJECT PLANNING												
HIRE DESIGNER												
PROJECT DESIGN												
HIRE CONTRACTOR												
ACTIVE CONSTRUCTION												
CONSTRUCTION CLOSEOUT												

### SCHOOL CHOICE ENHANCEMENT (SCEP)

#### CURRENT PHASE

COMPLETE

#### DELIVERED

Student headphones  
student laptops  
Earthwalk cart  
student/teacher desks  
gym scoreboards  
printers  
student  
teacher chairs  
digital marquee  
front office furniture  
folding chair dolly  
carpet mat  
traffic cones  
folding chair cart  
cone cart  
desk pe

#### BUDGET

\$100,000

### MUSIC

#### SCOPE

COMPLETE 328 Instruments delivered

### TECHNOLOGY

#### SCOPE

COMPLETE 300 Items Delivered

#### TRAFFIC LIGHT INDICATOR OF VARIOUS RISK LEVELS



**HIGH:**  
Further analysis should be performed, if this risk still shows unacceptable or medium risk redesign and/or other changes should be introduced to reduce the criticality.

**MEDIUM:**  
The risk may be acceptable but redesign or other changes should be considered if reasonably practical.

**LOW:**  
The risk is low and further risk reducing measures are not necessary.

## Marjory Stoneman Douglas High School



Address: 5901 PINE ISLAND ROAD, PARKLAND 33076  
Location Num: 3011  
Board District: 4  
Board Member: Lori Alhadeff  
ADEFP Budget: \$38,200,519  
Total Facilities Budget (Sum of Projects): \$10,107,805

### PRIMARY RENOVATIONS P.000817 SMART Program Renovations

#### CURRENT PHASE

RISK LEVEL

#### HIRE CONTRACTOR



#### PROJECT UPDATE

Building Dept. issued a LOR on April 26, 2021. The Project is in the GMP preparation phase. A Roof Reality Report was issued to CMAR and AE for review. The Designer issued an addendum for roof/mechanical comments and removal of building 9 roofing scope, this is being handled as an emergency re-roofing project. The CMAR is currently preparing the Guaranteed Maximum Price (GMP), which is expected the first week of November. AECOM requested CMAR to include portables in the GMP. CMAR is adjusting the GMP accordingly which has extended the submittal duration of the GMP. GMP was submitted on 12/22/21 and was distributed for review.

#### PROJECT SCOPE

Sitework (Replace VFD (4) at the swimming pool) Entire Fire Alarm Replacement Art Lab Music Room Re-Roofing: Buildings 1 (6500SF), 2 (20000 SF), 3 (6100SF), 4 (Membrane flashing at metal edge 160LF), 5 (5000SF), 6 (27000SF), 7 (Membrane flashing at metal edge 160 LF), 8 (10300SF), 9 (14016SF) & 11 Exterior Painting: Buildings 1 (including soffits), 2, 3, 4, 5, 7, 8 (including soffits), 9, 10, & 11 Mechanical Upgrades: Buildings 1 (Controls, exhaust hood, ductwork (1000lf), exhaust fans (4), increase make-up air, (2) AHU, piping, & small exhaust/hood.), 2 (Controls, 2X2 exhaust/hoods, ductwork replacement, exhaust fans (8), AHU (2), fan coil, large exhaust, piping, roof condenser, and small exhaust /hood (4).), 3 (Controls, exhaust Fans. piping, & air compressor.), 4 (Controls, ductwork 1600 LF, AHU 2, & piping.), 5 (Controls, ductwork 3000LF, AHU 2, & piping 31552LF.), 6 ( Controls, ductwork 4000LF, AHU 6, & piping 45049 LF.), 7 ( Controls, AHU (2), Exterior AHU (2), ductwork 2000LF, controls, AHU (2), & piping 24262 SF), 8 (Controls, duct dampers (4), AHU replacement (6), ductwork, Electric unit heater, exhaust fans (2), AHU 4, & piping 25724.), & 9 (Controls, ductwork, AHU (2), & piping.) Steel Door Replacement: Building 6 Storefront/Curtainwall: Building 6 Flooring: Building 6 (PE Weight Room)

#### BUDGET

	Current Budget	Actuals	Remaining Budget
Design	\$720,000	\$441,836	\$278,164
Construction	\$6,530,044	\$1,820	\$6,528,224
FF&E and Technology	\$2,575	\$2,573	\$2
Construction Mgmt	\$1,789,665	\$1,771,965	\$17,700
Contingency	\$470,371	\$0	\$470,371
Consultants	\$35,000	\$7,667	\$27,333
<b>Project Total:</b>	<b>\$9,547,655</b>	<b>\$2,225,861</b>	<b>\$7,321,794</b>

#### FLAG:

PHASE	2015				2016				2017				2018				2019				2020				2021				2022				2023				2024				2025				2026			
	Q1	Q2	Q3	Q4	Q1	Q2	Q3	Q4	Q1	Q2	Q3	Q4	Q1	Q2	Q3	Q4	Q1	Q2	Q3	Q4	Q1	Q2	Q3	Q4	Q1	Q2	Q3	Q4	Q1	Q2	Q3	Q4	Q1	Q2	Q3	Q4	Q1	Q2	Q3	Q4	Q1	Q2	Q3	Q4				
PROJECT PLANNING																																																
HIRE DESIGNER																																																
PROJECT DESIGN																																																
HIRE CONTRACTOR																																																
ACTIVE CONSTRUCTION																																																
CONSTRUCTION CLOSEOUT																																																

#### TRAFFIC LIGHT INDICATOR OF VARIOUS RISK LEVELS



**HIGH:**  
Further analysis should be performed, if this risk still shows unacceptable or medium risk redesign and or other changes should be introduced to reduce the criticality.

**MEDIUM:**  
The risk may be acceptable but redesign or other changes should be considered if reasonably practical.

**LOW:**  
The risk is low and further risk reducing measures are not necessary.

## Marjory Stoneman Douglas High School



Address: 5901 PINE ISLAND ROAD, PARKLAND 33076  
Location Num: 3011  
Board District: 4  
Board Member: Lori Alhadeff  
ADEFP Budget: \$38,200,519  
Total Facilities Budget (Sum of Projects): \$10,107,805

### PRIMARY RENOVATIONS P.002185 New Addition to Replace Building 12

#### CURRENT PHASE

RISK LEVEL

#### CONSTRUCTION CLOSEOUT



#### PROJECT UPDATE

The Certificate of Occupancy (form 110b) was received on 8/13/2021. CHNG-3 was approved by the Board during the December RSBM. CHNG-8 will be going to the Board in February for final approval. All closeout documents have been received from the GC and AE Electronically. Documents have been turned over to the school. The Warranty Walkthrough was completed on 9/1/2021. After all change orders have been finalized and approved the Certificate of Final Inspection (form 209) will be submitted for approval.

#### PROJECT SCOPE

The new addition replaced the existing Building 12 with 30 new general-purpose classrooms, administrative offices, teacher planning spaces, and other required spaces totaling approximately 44,480 (SF).

#### FLAG:

PHASE	2015				2016				2017				2018				2019				2020				2021				2022				2023				2024				2025				2026			
	Q1	Q2	Q3	Q4	Q1	Q2	Q3	Q4	Q1	Q2	Q3	Q4	Q1	Q2	Q3	Q4	Q1	Q2	Q3	Q4	Q1	Q2	Q3	Q4	Q1	Q2	Q3	Q4	Q1	Q2	Q3	Q4	Q1	Q2	Q3	Q4	Q1	Q2	Q3	Q4	Q1	Q2	Q3	Q4				
PROJECT PLANNING																																																
HIRE DESIGNER																																																
PROJECT DESIGN																																																
HIRE CONTRACTOR																																																
ACTIVE CONSTRUCTION																																																
CONSTRUCTION CLOSEOUT																																																

### PRIMARY RENOVATIONS P.002185-HVC New Addition to Replace Building 12 (HVAC)

#### CURRENT PHASE

RISK LEVEL

#### ACTIVE CONSTRUCTION



#### PROJECT UPDATE

The commissioning of the chiller and equipment has been completed.

#### PROJECT SCOPE

Installation of a new chiller, pumps, and piping to serve Buildings 12 and 13. The chiller yard will be built on the northwest side of Building 13.

#### FLAG: Schedule, REASON: Owner Delays

PHASE	2015				2016				2017				2018				2019				2020				2021				2022				2023				2024				2025				2026			
	Q1	Q2	Q3	Q4	Q1	Q2	Q3	Q4	Q1	Q2	Q3	Q4	Q1	Q2	Q3	Q4	Q1	Q2	Q3	Q4	Q1	Q2	Q3	Q4	Q1	Q2	Q3	Q4	Q1	Q2	Q3	Q4	Q1	Q2	Q3	Q4	Q1	Q2	Q3	Q4	Q1	Q2	Q3	Q4				
PROJECT PLANNING																																																
HIRE DESIGNER																																																
PROJECT DESIGN																																																
HIRE CONTRACTOR																																																
ACTIVE CONSTRUCTION																																																
CONSTRUCTION CLOSEOUT																																																

### SCHOOL CHOICE ENHANCEMENT (SCEP)

#### CURRENT PHASE

PLANNING/DESIGN

#### BUDGET

\$100,000

#### IN PROGRESS

Kick-off meeting is being scheduled.

### ATHLETICS



COMPLETE

#### SCOPE

Weight Room

### MUSIC



COMPLETE

#### SCOPE

239 Instruments delivered

#### TRAFFIC LIGHT INDICATOR OF VARIOUS RISK LEVELS



#### HIGH:

Further analysis should be performed, if this risk still shows unacceptable or medium risk redesign and/or other changes should be introduced to reduce the criticality.

#### MEDIUM:

The risk may be acceptable but redesign or other changes should be considered if reasonably practical.

#### LOW:

The risk is low and further risk reducing measures are not necessary.

## Marjory Stoneman Douglas High School



Address: 5901 PINE ISLAND ROAD, PARKLAND 33076  
Location Num: 3011  
Board District: 4  
Board Member: Lori Alhadeff  
ADEFP Budget: \$38,200,519  
Total Facilities Budget (Sum of Projects): \$10,107,805

### PRIMARY RENOVATIONS P.002219 Modular Classrooms (portables)

#### CURRENT PHASE

RISK LEVEL

#### CONSTRUCTION CLOSEOUT



#### PROJECT UPDATE

Phase 1 The Certificate of Occupancy (form 110b) was completed by the Building Dept. on 8/13/18 The Certificate of Final Inspection (form 209) was fully executed on 1/13/2020. Phase 2 No Certificate of Occupancy (form 110b) needed for portable removal The Certificate of Final Inspection (form 209) was fully executed on 10/1/2021 All closeout documents have been received from the GC and revised. The warranty walkthrough will be coordinated.

#### PROJECT SCOPE

The scope of Work includes the following; Phase 1: Modular Classroom Removal Removal of existing modular classrooms and group restrooms, inclusive of all associated components. Demolition in existing modular unit C12 Removal of existing service sink in group restroom Removal of existing EWC's Phase 2: Outdoor Basketball Court Replacement

#### FLAG:

No Data Available

### PRIMARY RENOVATIONS P.002299 Demolition of Building 12 and Restore Site

#### CURRENT PHASE

RISK LEVEL

#### PROJECT PLANNING



#### PROJECT UPDATE

12-6-22 - Design Team submitted ATP request to BCPS authorities.

#### PROJECT SCOPE

Demolition of existing Building #12, sits at the north-east end of the site, south of the student parking lot area. It is a 45,600 sq ft, three-story structure containing classrooms, administrative areas, restrooms, as well as accessory mechanical and electrical spaces. Three stories are connected through interior stairs at both, east and west end, with an elevator on the west side of the building

#### FLAG:

No Data Available

#### TECHNOLOGY

✓  
COMPLETE

#### SCOPE

1,504 Items Delivered

#### TRAFFIC LIGHT INDICATOR OF VARIOUS RISK LEVELS



#### HIGH:

Further analysis should be performed, if this risk still shows unacceptable or medium risk redesign and/or other changes should be introduced to reduce the criticality.

#### MEDIUM:

The risk may be acceptable but redesign or other changes should be considered if reasonably practical.

#### LOW:

The risk is low and further risk reducing measures are not necessary.

## Marjory Stoneman Douglas High School



Address: 5901 PINE ISLAND ROAD, PARKLAND 33076  
Location Num: 3011  
Board District: 4  
Board Member: Lori Alhadeff  
ADEFP Budget: \$38,200,519  
Total Facilities Budget (Sum of Projects): \$10,107,805

### PRIMARY RENOVATIONS P.002587 Re-Roofing Building 9

#### CURRENT PHASE

RISK LEVEL

#### ACTIVE CONSTRUCTION



#### PROJECT UPDATE

-Building 9 roof is dried-in and metalwork has been completed. -The tile work for the roof is on hold, due to a nationwide shortage of approved tile adhesive and tile.

#### PROJECT SCOPE

-Emergency reroof on Building 9.

#### BUDGET

	Current Budget	Actuals	Remaining Budget
Construction	\$484,956	\$0	\$484,956
Construction Mgmt	\$51,696	\$0	\$51,696
Contingency	\$23,498	\$0	\$23,498
<b>Project Total:</b>	<b>\$560,150</b>	<b>\$0</b>	<b>\$560,150</b>

#### FLAG:

PHASE	2015				2016				2017				2018				2019				2020				2021				2022				2023				2024				2025				2026			
	Q1	Q2	Q3	Q4	Q1	Q2	Q3	Q4	Q1	Q2	Q3	Q4	Q1	Q2	Q3	Q4	Q1	Q2	Q3	Q4	Q1	Q2	Q3	Q4	Q1	Q2	Q3	Q4	Q1	Q2	Q3	Q4	Q1	Q2	Q3	Q4	Q1	Q2	Q3	Q4	Q1	Q2	Q3	Q4				
ACTIVE CONSTRUCTION																																																
CONSTRUCTION CLOSEOUT																																																

#### TRAFFIC LIGHT INDICATOR OF VARIOUS RISK LEVELS



**HIGH:**  
Further analysis should be performed, if this risk still shows unacceptable or medium risk redesign and or other changes should be introduced to reduce the criticality.

**MEDIUM:**  
The risk may be acceptable but redesign or other changes should be considered if reasonably practical.

**LOW:**  
The risk is low and further risk reducing measures are not necessary.

## Mary M. Bethune Elementary School



Address: 2400 MEADE STREET, HOLLYWOOD 33020  
Location Num: 341  
Board District: 1  
Board Member: Ann Murray  
ADEFP Budget: \$3,621,000  
Total Facilities Budget (Sum of Projects): \$3,151,000

### PRIMARY RENOVATIONS P.002125 SMART Program Renovations

#### CURRENT PHASE

RISK LEVEL

#### DESIGN



#### PROJECT UPDATE

Enrollment is at 40% capacity. Buildings to be demolished are vacant/unused except for admin spaces. Students are currently using newer classroom buildings on site. A/E submitted three (3) Design options, including Program analysis. Engage BCPS for a Design Direction. As of 12/31/21, The scope of work is being reviewed and realigned. Ensure the original scope validation report aligns with the original scope as described by MAPPS.

#### PROJECT SCOPE

- Building Exterior Improvements including Stucco, CMU Exterior wall repair, Window Replacement, and Painting: Buildings 1, 2, 3, 5, and 7. - Roof Replacement: Buildings 1, 2, 3, 5, and 78. - HVAC Improvements and Controls Replacement: Buildings 1, 2, 5, and 7. - Building Replacement: Building 4, and Building 6. - A/E Recommendation: Complete Replacement of Buildings 1, 2, 3, 4, 5, and 6. Total replacement: 33,582 Existing Gross Building SF. 40,503 Existing Roofing SF. The required repairs are extensive and complex and have reached the end of their useful life and can be replaced with a single. Two-story building.

#### BUDGET

	Current Budget	Actuals	Remaining Budget
Design	\$282,000	\$35,031	\$246,969
Construction	\$2,201,000	\$0	\$2,201,000
Construction Mgmt	\$471,455	\$302,578	\$168,877
Contingency	\$180,000	\$0	\$180,000
Consultants	\$10,000	\$0	\$10,000
Utilities	\$6,545	\$0	\$6,545
<b>Project Total:</b>	<b>\$3,151,000</b>	<b>\$337,609</b>	<b>\$2,813,391</b>

#### FLAG:

PHASE	2015	2016	2017	2018	2019	2020	2021	2022	2023	2024	2025	2026
	Q1 Q2 Q3 Q4	Q1 Q2 Q3 Q4	Q1 Q2 Q3 Q4	Q1 Q2 Q3 Q4	Q1 Q2 Q3 Q4	Q1 Q2 Q3 Q4	Q1 Q2 Q3 Q4	Q1 Q2 Q3 Q4	Q1 Q2 Q3 Q4	Q1 Q2 Q3 Q4	Q1 Q2 Q3 Q4	Q1 Q2 Q3 Q4
PROJECT PLANNING												
HIRE DESIGNER												
PROJECT DESIGN												
HIRE CONTRACTOR												
ACTIVE CONSTRUCTION												
CONSTRUCTION CLOSEOUT												

### SCHOOL CHOICE ENHANCEMENT (SCEP)

#### CURRENT PHASE

IMPLEMENTATION

#### BUDGET

\$100,000

#### IN PROGRESS

ID Maker  
Digital Marquee

### MUSIC

#### SCOPE

149 Instruments delivered

#### TECHNOLOGY

#### SCOPE

356 Items Delivered

#### TRAFFIC LIGHT INDICATOR OF VARIOUS RISK LEVELS



**HIGH:**  
Further analysis should be performed, if this risk still shows unacceptable or medium risk redesign and/or other changes should be introduced to reduce the criticality.

**MEDIUM:**  
The risk may be acceptable but redesign or other changes should be considered if reasonably practical.

**LOW:**  
The risk is low and further risk reducing measures are not necessary.

## McArthur High School



Address: 6501 HOLLYWOOD BOULEVARD, HOLLYWOOD 33024  
 Location Num: 241  
 Board District: 1  
 Board Member: Ann Murray  
 ADEFP Budget: \$17,280,417  
 Total Facilities Budget (Sum of Projects): \$15,811,496

### PRIMARY RENOVATIONS P.001954 SMART Program Renovations

#### CURRENT PHASE

RISK LEVEL

#### HIRE CONTRACTOR



#### PROJECT UPDATE

The GC provided the schedule and phasing plan, but has not submitted the Portables plan, that should've been part of it. They promised that they would send the new construction GMP for review for the end of the year, it was delivered January 3rd and is currently under review.

#### PROJECT SCOPE

Fire Sprinklers: Buildings 2 & 3 Aluminum Store Front: Buildings 1, 2, & 20 Building Envelope Improvements (Roof, Window, Flooring): Buildings 1 - 4, 9 - 13, & 15 - 27  
 Electrical Improvements: Buildings 1 - 5, 9 - 19, 21 - 27, & 29. HVAC Improvements: Buildings 1 - 5, 10, 11, 13, 15, 16, 18, & 21 Media Center improvements: Building 5  
 STEM Lab Improvements: Building 21 Exterior Painting: Buildings 5, 9, 10, 12 - 30, 31-A, 31-B, 31-C, 32, & 33 Replacement of Buildings 6, 7, & 8 Safety / Security Upgrades

#### BUDGET

	Current Budget	Actuals	Remaining Budget
Design	\$1,542,868	\$1,049,326	\$493,542
Construction	\$10,076,108	\$5,032	\$10,071,076
FF&E and Technology	\$1,300,000	\$9,461	\$1,290,539
Construction Mgmt	\$2,521,520	\$1,748,982	\$772,538
Contingency	\$288,000	\$0	\$288,000
Consultants	\$50,000	\$47,702	\$2,298
Utilities	\$33,000	\$0	\$33,000
<b>Project Total:</b>	<b>\$15,811,496</b>	<b>\$2,860,503</b>	<b>\$12,950,993</b>

#### FLAG:

PHASE	2015				2016				2017				2018				2019				2020				2021				2022				2023				2024				2025				2026			
	Q1	Q2	Q3	Q4	Q1	Q2	Q3	Q4	Q1	Q2	Q3	Q4	Q1	Q2	Q3	Q4	Q1	Q2	Q3	Q4	Q1	Q2	Q3	Q4	Q1	Q2	Q3	Q4	Q1	Q2	Q3	Q4	Q1	Q2	Q3	Q4	Q1	Q2	Q3	Q4	Q1	Q2	Q3	Q4				
PROJECT PLANNING																																																
HIRE DESIGNER																																																
PROJECT DESIGN																																																
HIRE CONTRACTOR																																																
ACTIVE CONSTRUCTION																																																
CONSTRUCTION CLOSEOUT																																																

#### TRAFFIC LIGHT INDICATOR OF VARIOUS RISK LEVELS



**HIGH:**  
Further analysis should be performed, if this risk still shows unacceptable or medium risk redesign and or other changes should be introduced to reduce the criticality.

**MEDIUM:**  
The risk may be acceptable but redesign or other changes should be considered if reasonably practical.

**LOW:**  
The risk is low and further risk reducing measures are not necessary.

## McArthur High School



Address: 6501 HOLLYWOOD BOULEVARD, HOLLYWOOD 33024  
Location Num: 241  
Board District: 1  
Board Member: Ann Murray  
ADEFP Budget: \$17,280,417  
Total Facilities Budget (Sum of Projects): \$15,811,496

### PRIMARY RENOVATIONS P.001954-NCA SMART Program Renovations (New Classroom Addition)

#### CURRENT PHASE

RISK LEVEL

#### DESIGN



#### PROJECT UPDATE

The Building Department returned the 100 CD\_R02 comments back to the consultant on 12/09/21. A meeting is scheduled for 01/04/22 to discuss open I/T, Communication closet, and Security Camera comments. As of 12/31/21, the CMAR 100% CD deliverable has not been received.

#### PROJECT SCOPE

New 2 Story 19 Classroom Building Addition. (33,728 SQ. FT.) Demolition of the existing Building No. 8

#### FLAG:

PHASE	2015				2016				2017				2018				2019				2020				2021				2022				2023				2024				2025				2026			
	Q1	Q2	Q3	Q4	Q1	Q2	Q3	Q4	Q1	Q2	Q3	Q4	Q1	Q2	Q3	Q4	Q1	Q2	Q3	Q4	Q1	Q2	Q3	Q4	Q1	Q2	Q3	Q4	Q1	Q2	Q3	Q4	Q1	Q2	Q3	Q4	Q1	Q2	Q3	Q4	Q1	Q2	Q3	Q4				
PROJECT PLANNING																																																
HIRE DESIGNER																																																
PROJECT DESIGN																																																
HIRE CONTRACTOR																																																
ACTIVE CONSTRUCTION																																																
CONSTRUCTION CLOSEOUT																																																

### SCHOOL CHOICE ENHANCEMENT (SCEP)

#### CURRENT PHASE

COMPLETE

#### DELIVERED

Golf carts  
floor replacement for the mini gym  
conference table

#### BUDGET

\$100,000

#### IN PROGRESS

Security enhancements  
wraps and coverings for the administration  
building & SPE  
office furniture

### ATHLETICS

✓ **SCOPE**  
COMPLETE Weight Room

### MUSIC

✓ **SCOPE**  
COMPLETE 382 Instruments delivered

### TECHNOLOGY

✓ **SCOPE**  
COMPLETE 596 Items Delivered

#### TRAFFIC LIGHT INDICATOR OF VARIOUS RISK LEVELS



**HIGH:**  
Further analysis should be performed, if this risk still shows unacceptable or medium risk redesign and or other changes should be introduced to reduce the criticality.

**MEDIUM:**  
The risk may be acceptable but redesign or other changes should be considered if reasonably practical.

**LOW:**  
The risk is low and further risk reducing measures are not necessary.

## McFatter Technical College, Broward Fire Academy



Address: 2600 SW 71 TERRACE, DAVIE 33314  
Location Num: 2771  
Board District: 6  
Board Member: Laurie Rich Levinson  
ADEFP Budget: \$727,512  
Total Facilities Budget (Sum of Projects): \$614,512

### PRIMARY RENOVATIONS P.001965 SMART Program Renovations

#### CURRENT PHASE

RISK LEVEL

#### ACTIVE CONSTRUCTION



#### PROJECT UPDATE

-12/3: DOP-1 and DOP-2 approved. -12/10: The contractor has now obtained Securock to be delivered to the project. -12/16: Roofing materials delivered to project site.  
-12/20: Staging area temporary fencing installed.

#### PROJECT SCOPE

Roofing only: Buildings 1, 4, & 5.

#### BUDGET

	Current Budget	Actuals	Remaining Budget
Design	\$31,662	\$21,327	\$10,335
Construction	\$413,624	\$0	\$413,624
Direct Purchase	\$111,824	\$0	\$111,824
Construction Mgmt	\$34,880	\$34,880	\$0
Contingency	\$20,835	\$0	\$20,835
Consultants	\$1,687	\$1,687	\$0
<b>Project Total:</b>	<b>\$614,512</b>	<b>\$57,894</b>	<b>\$556,618</b>

#### FLAG:

PHASE	2015	2016	2017	2018	2019	2020	2021	2022	2023	2024	2025	2026
	Q1 Q2 Q3 Q4	Q1 Q2 Q3 Q4	Q1 Q2 Q3 Q4	Q1 Q2 Q3 Q4	Q1 Q2 Q3 Q4	Q1 Q2 Q3 Q4	Q1 Q2 Q3 Q4	Q1 Q2 Q3 Q4	Q1 Q2 Q3 Q4	Q1 Q2 Q3 Q4	Q1 Q2 Q3 Q4	Q1 Q2 Q3 Q4
PROJECT PLANNING												
HIRE DESIGNER												
PROJECT DESIGN												
HIRE CONTRACTOR												
ACTIVE CONSTRUCTION												
CONSTRUCTION CLOSEOUT												

### SCHOOL CHOICE ENHANCEMENT (SCEP)

#### CURRENT PHASE

#### BUDGET

COMPLETE

\$100,000

#### DELIVERED

Forklift  
breathing apparatus & Cylinder

#### TRAFFIC LIGHT INDICATOR OF VARIOUS RISK LEVELS



**HIGH:**  
Further analysis should be performed, if this risk still shows unacceptable or medium risk redesign and or other changes should be introduced to reduce the criticality.  
**MEDIUM:**  
The risk may be acceptable but redesign or other changes should be considered if reasonably practical.  
**LOW:**  
The risk is low and further risk reducing measures are not necessary.

## McFatter Technical High School & Technical College



Address: 6500 NOVA DRIVE, DAVIE 33317  
Location Num: 1291  
Board District: 6  
Board Member: Laurie Rich Levinson  
ADEFP Budget: \$9,699,585  
Total Facilities Budget (Sum of Projects): \$9,111,585

### PRIMARY RENOVATIONS P.001658 SMART Program

#### CURRENT PHASE

RISK LEVEL

#### ACTIVE CONSTRUCTION



#### PROJECT UPDATE

Pending Fire Alarm SD at GC. ADA restrooms renovation is in progress Pending ASI Plan Change. Re-design the IT room in the Media Center is complete, pending submission to BD. Fire Sprinklers SD is approved. ADA restrooms renovation is in progress Pending a meeting with Divine & Mario Pre-Construction Department. Re-roofing of Bldgs # 85 & 86 is Complete, Roofing on Bldgs. 1 & 6 in progress. Temp cooling application is in progress is being revised VAVs replacement in Bldgs. 5 & 2 is complete. Replacement VAVs in Bldg. 1 & 4 in progress. Replacing Cafe Island & Front office transformer is in progress pending We are anticipating the roofing binders to come back in for Buildings 4 & 5 with the original plans for the roofing materials to be utilized, this has been the direction from the architect of record and from us back to the contractor to attain the binders for re-submission.

#### PROJECT SCOPE

Pending Fire Alarm SD & Fire Sprinklers at BD. ADA restrooms renovation is in progress Pending RFIs. VFD installation for the Secondary pumps is in progress at 50%. Installation of VAVs in Bldg. 2 in progress 50%. Roof Binders submitted to Building Department.

#### BUDGET

	Current Budget	Actuals	Remaining Budget
Design	\$496,000	\$467,045	\$28,955
Construction	\$6,023,106	\$217,881	\$5,805,225
FF&E and Technology	\$28,417	\$0	\$28,417
Direct Purchase	\$1,024,090	\$99,246	\$924,844
Construction Mgmt	\$982,525	\$574,979	\$407,546
Contingency	\$502,447	\$0	\$502,447
Consultants	\$40,000	\$809	\$39,191
Utilities	\$15,000	\$0	\$15,000
<b>Project Total:</b>	<b>\$9,111,585</b>	<b>\$1,359,960</b>	<b>\$7,751,625</b>

#### FLAG:

PHASE	2015	2016	2017	2018	2019	2020	2021	2022	2023	2024	2025	2026
	Q1 Q2 Q3 Q4	Q1 Q2 Q3 Q4	Q1 Q2 Q3 Q4	Q1 Q2 Q3 Q4	Q1 Q2 Q3 Q4	Q1 Q2 Q3 Q4	Q1 Q2 Q3 Q4	Q1 Q2 Q3 Q4	Q1 Q2 Q3 Q4	Q1 Q2 Q3 Q4	Q1 Q2 Q3 Q4	Q1 Q2 Q3 Q4
PROJECT PLANNING												
HIRE DESIGNER												
PROJECT DESIGN												
HIRE CONTRACTOR												
ACTIVE CONSTRUCTION												
CONSTRUCTION CLOSEOUT												

### SCHOOL CHOICE ENHANCEMENT (SCEP)

#### CURRENT PHASE

#### BUDGET

#### COMPLETE

\$100,000

#### DELIVERED

Recordex  
laptops  
Publishing speed treater equipment  
(6) Cameras (Video and Still) for Photography and Digital Media  
Stage lighting

#### TRAFFIC LIGHT INDICATOR OF VARIOUS RISK LEVELS



**HIGH:**  
Further analysis should be performed, if this risk still shows unacceptable or medium risk redesign and or other changes should be introduced to reduce the criticality.

**MEDIUM:**  
The risk may be acceptable but redesign or other changes should be considered if reasonably practical.

**LOW:**  
The risk is low and further risk reducing measures are not necessary.

## McNab Elementary School



Address: 1350 SE 9 AVENUE, POMPANO BEACH 33060  
Location Num: 841  
Board District: 3  
Board Member: Sarah Leonardi  
ADEFP Budget: \$3,628,437  
Total Facilities Budget (Sum of Projects): \$3,210,437

### PRIMARY RENOVATIONS P.001964 SMART Program Renovations

#### CURRENT PHASE

RISK LEVEL

#### ACTIVE CONSTRUCTION



#### PROJECT UPDATE

-12/1: PMOR PM, GC, and AE conducted the Substantial Completion Inspection. -12/10: PMOR PM requested the status of the 01770 forms from the AE. The AE stated they were being prepared and would be submitted the following week. -12/13: The AE submitted the 01770a, b, c, and e forms. -12/17: The PMOR PM requested the status of the 01770e and h forms from the AE. -12/20: The ladder manufacturer requested the ladder shop Drawings from the GC. The PMOR-PM replied to the ladder manufacturer that the shop drawings were submitted to them on 11/29/21. -12/21: The AE submitted the 01770a-e forms to Doc Control. -12/22: The GC scheduled the equipment training for 1/12/22.

#### PROJECT SCOPE

-Roofing: Building 1, 2, 3, 4, 5, 6, 7, & 9

#### BUDGET

	Current Budget	Actuals	Remaining Budget
Design	\$223,598	\$192,881	\$30,717
Construction	\$2,453,130	\$2,364,557	\$88,573
Direct Purchase	\$261,309	\$196,000	\$65,309
Construction Mgmt	\$245,351	\$192,609	\$52,742
Contingency	\$20,493	\$0	\$20,493
Consultants	\$6,556	\$678	\$5,878
<b>Project Total:</b>	<b>\$3,210,437</b>	<b>\$2,946,725</b>	<b>\$263,712</b>

#### FLAG:

PHASE	2015	2016	2017	2018	2019	2020	2021	2022	2023	2024	2025	2026
	Q1 Q2 Q3 Q4	Q1 Q2 Q3 Q4	Q1 Q2 Q3 Q4	Q1 Q2 Q3 Q4	Q1 Q2 Q3 Q4	Q1 Q2 Q3 Q4	Q1 Q2 Q3 Q4	Q1 Q2 Q3 Q4	Q1 Q2 Q3 Q4	Q1 Q2 Q3 Q4	Q1 Q2 Q3 Q4	Q1 Q2 Q3 Q4
PROJECT PLANNING												
HIRE DESIGNER												
PROJECT DESIGN												
HIRE CONTRACTOR												
ACTIVE CONSTRUCTION												
CONSTRUCTION CLOSEOUT												

### SCHOOL CHOICE ENHANCEMENT (SCEP)

#### CURRENT PHASE

COMPLETE

#### BUDGET

\$100,000

#### IN PROGRESS

Playground upgrades

### MUSIC

#### SCOPE

COMPLETE 459 Instruments delivered

#### TECHNOLOGY

#### SCOPE

COMPLETE 203 Items Delivered

#### TRAFFIC LIGHT INDICATOR OF VARIOUS RISK LEVELS



**HIGH:**  
Further analysis should be performed, if this risk still shows unacceptable or medium risk redesign and or other changes should be introduced to reduce the criticality.

**MEDIUM:**  
The risk may be acceptable but redesign or other changes should be considered if reasonably practical.

**LOW:**  
The risk is low and further risk reducing measures are not necessary.

## McNicol Middle School



Address: 1602 S 27 AVENUE, HOLLYWOOD 33020  
 Location Num: 481  
 Board District: 1  
 Board Member: Ann Murray  
 ADEFP Budget: \$1,610,000  
 Total Facilities Budget (Sum of Projects):

### SCHOOL CHOICE ENHANCEMENT (SCEP)

#### CURRENT PHASE

COMPLETE

DELIVERED

(500) auditorium chairs  
 sound system for the Gym  
 projectors  
 Pass through and Epson equipment & Chairs

#### BUDGET

\$100,000

### MUSIC

✓  
COMPLETE

#### SCOPE

3 Instruments delivered

#### TRAFFIC LIGHT INDICATOR OF VARIOUS RISK LEVELS



**HIGH:**  
Further analysis should be performed, if this risk still shows unacceptable or medium risk redesign and or other changes should be introduced to reduce the criticality.

**MEDIUM:**  
The risk may be acceptable but redesign or other changes should be considered if reasonably practical.

**LOW:**  
The risk is low and further risk reducing measures are not necessary.

## Meadowbrook Elementary School



Address: 2300 SW 46 AVENUE, FORT LAUDERDALE 33317  
Location Num: 761  
Board District: 3  
Board Member: Sarah Leonardi  
ADEFP Budget: \$1,266,500  
Total Facilities Budget (Sum of Projects): \$893,500

### PRIMARY RENOVATIONS P.002083 SMART Program Renovations

#### CURRENT PHASE

RISK LEVEL

#### ACTIVE CONSTRUCTION



#### PROJECT UPDATE

The Contractor's work to install main switchgear for the school has been pushed until Spring Break due to code-required design revisions to the electrical room's layout, and thus did not take place during the December period as was previously the plan. The contractor continued installing fascia and light fixtures in Building 1 during this period while the electrical design issues were resolved.

#### PROJECT SCOPE

Test & Balance: Buildings 3, 6, 7, 8. & 78 Exterior Lighting: Building 6, 7, 8, 12, 13, 16, & 78 Selective Demolition: Building 1 & 6 Exterior Windows: Building 3 & 6

#### BUDGET

	Current Budget	Actuals	Remaining Budget
Design	\$136,000	\$90,193	\$45,807
Construction	\$562,325	\$140,763	\$421,562
Construction Mgmt	\$108,855	\$108,855	\$0
Contingency	\$76,320	\$0	\$76,320
Consultants	\$10,000	\$8,277	\$1,723
<b>Project Total:</b>	<b>\$893,500</b>	<b>\$348,088</b>	<b>\$545,412</b>

#### FLAG:

PHASE	2015				2016				2017				2018				2019				2020				2021				2022				2023				2024				2025				2026			
	Q1	Q2	Q3	Q4	Q1	Q2	Q3	Q4	Q1	Q2	Q3	Q4	Q1	Q2	Q3	Q4	Q1	Q2	Q3	Q4	Q1	Q2	Q3	Q4	Q1	Q2	Q3	Q4	Q1	Q2	Q3	Q4	Q1	Q2	Q3	Q4	Q1	Q2	Q3	Q4	Q1	Q2	Q3	Q4				
PROJECT PLANNING																																																
HIRE DESIGNER																																																
PROJECT DESIGN																																																
HIRE CONTRACTOR																																																
ACTIVE CONSTRUCTION																																																
CONSTRUCTION CLOSEOUT																																																

### SCHOOL CHOICE ENHANCEMENT (SCEP)

#### CURRENT PHASE

COMPELTE

#### BUDGET

\$100,000

#### IN PROGRESS

Projectors  
HD Cameras  
Laptops  
ThinkPad adapters  
electrical strike at the SPE  
indoor furniture

### MUSIC

#### SCOPE

307 Instruments delivered

#### TECHNOLOGY

#### SCOPE

472 Items Delivered

#### TRAFFIC LIGHT INDICATOR OF VARIOUS RISK LEVELS



**HIGH:**  
Further analysis should be performed, if this risk still shows unacceptable or medium risk redesign and/or other changes should be introduced to reduce the criticality.

**MEDIUM:**  
The risk may be acceptable but redesign or other changes should be considered if reasonably practical.

**LOW:**  
The risk is low and further risk reducing measures are not necessary.

## Millennium 6-12 Collegiate Academy



Address: 5803 NW 94 AVENUE, TAMARAC 33321  
Location Num: 4772  
Board District: 4  
Board Member: Lori Alhadeff  
ADEFP Budget: \$3,549,000  
Total Facilities Budget (Sum of Projects): \$5,572,600

### PRIMARY RENOVATIONS P.002046 SMART Program Renovations

#### CURRENT PHASE

RISK LEVEL

#### ACTIVE CONSTRUCTION



#### PROJECT UPDATE

The Contractor continues construction submittals process. The roofing permit was issued and the contractor completed tear-off and a new temporary roof of bldgs. 1, 2, and 80% of bldg. 3 over winter break.

#### PROJECT SCOPE

Re-Roofing Buildings 1, 2, & 3. Music room renovations Building 3 (Rooms 112, 112A, 112B, & 112C). Band Room Renovations Building 3 (Rooms 113, 113A, & 113C). Art Lab Renovations Building 3. Test & Balance: Buildings 1, 2, & 3. HVAC System Replacement- Building 4 Ductless split system replacement- Building 2. Fire Alarm Control Panel Replacement

#### BUDGET

	Current Budget	Actuals	Remaining Budget
Design	\$262,000	\$169,962	\$92,038
Construction	\$4,487,000	\$135,344	\$4,351,656
FF&E and Technology	\$50,000	\$431	\$49,569
Construction Mgmt	\$504,500	\$413,520	\$90,980
Contingency	\$261,100	\$0	\$261,100
Consultants	\$8,000	\$5,371	\$2,629
<b>Project Total:</b>	<b>\$5,572,600</b>	<b>\$724,628</b>	<b>\$4,847,972</b>

#### FLAG:

PHASE	2015	2016	2017	2018	2019	2020	2021	2022	2023	2024	2025	2026
	Q1 Q2 Q3 Q4	Q1 Q2 Q3 Q4	Q1 Q2 Q3 Q4	Q1 Q2 Q3 Q4	Q1 Q2 Q3 Q4	Q1 Q2 Q3 Q4	Q1 Q2 Q3 Q4	Q1 Q2 Q3 Q4	Q1 Q2 Q3 Q4	Q1 Q2 Q3 Q4	Q1 Q2 Q3 Q4	Q1 Q2 Q3 Q4
PROJECT PLANNING												
HIRE DESIGNER												
PROJECT DESIGN												
HIRE CONTRACTOR												
ACTIVE CONSTRUCTION												
CONSTRUCTION CLOSEOUT												

### SCHOOL CHOICE ENHANCEMENT (SCEP)

#### CURRENT PHASE

COMPLETE

#### DELIVERED

Document Cameras  
chemistry equipment  
media center furniture & Recordex

#### BUDGET

\$100,000

### MUSIC

#### SCOPE

113 Instruments delivered

#### TECHNOLOGY

#### SCOPE

473 Items Delivered

#### TRAFFIC LIGHT INDICATOR OF VARIOUS RISK LEVELS



**HIGH:**  
Further analysis should be performed, if this risk still shows unacceptable or medium risk redesign and or other changes should be introduced to reduce the criticality.

**MEDIUM:**  
The risk may be acceptable but redesign or other changes should be considered if reasonably practical.

**LOW:**  
The risk is low and further risk reducing measures are not necessary.

## Miramar Elementary School



Address: 6831 SW 26 STREET, MIRAMAR 33023  
 Location Num: 531  
 Board District: 1  
 Board Member: Ann Murray  
 ADEFP Budget: \$6,557,935  
 Total Facilities Budget (Sum of Projects):

### SCHOOL CHOICE ENHANCEMENT (SCEP)

#### CURRENT PHASE

COMPLETE

#### DELIVERED

Student laptops  
 safety cones  
 document cameras  
 stage curtains  
 cafeteria sound system  
 picnic tables  
 cafeteria blinds  
 office furniture & digital marquee

#### BUDGET

\$100,000

### MUSIC

✓  
COMPLETE

#### SCOPE

224 Instruments delivered

### TECHNOLOGY

✓  
COMPLETE

#### SCOPE

335 Items Delivered

#### TRAFFIC LIGHT INDICATOR OF VARIOUS RISK LEVELS



##### HIGH:

Further analysis should be performed, if this risk still shows unacceptable or medium risk redesign and or other changes should be introduced to reduce the criticality.

##### MEDIUM:

The risk may be acceptable but redesign or other changes should be considered if reasonably practical.

##### LOW:

The risk is low and further risk reducing measures are not necessary.

## Miramar High School



Address: 3601 SW 89 AVENUE, MIRAMAR 33025  
Location Num: 1751  
Board District: 2  
Board Member: Patricia Good  
ADEFP Budget: \$12,674,000  
Total Facilities Budget (Sum of Projects): \$21,538,560

### PRIMARY RENOVATIONS P.002003 SMART Program Renovations

#### CURRENT PHASE

RISK LEVEL

#### HIRE CONTRACTOR



#### PROJECT UPDATE

The project was awarded by the board on November 9 to Thornton Construction, the contractor is in process of preparing the SOV and Construction schedule for A/E and AECOM reviews and approval.

#### PROJECT SCOPE

Fire Alarm System: Campus-wide, Fire Sprinklers Building 2, Re-Roofing Buildings 2, 3, 9, & 10, Rooftop Cabling Buildings 1, 2, 4, 5, 7, 8, and 14. Window replacement Building 4 & 12, Door replacement Buildings 1, 4, 9, & 12. Restroom renovations Buildings 2 & 4, Remodel of Band Room. Media Center, & Art Room Building 1. Repair of Fume Hoods Building 7. HVAC Improvements: Campus-wide. Electrical Improvements Building 7 & 8.

#### BUDGET

	Current Budget	Actuals	Remaining Budget
Design	\$854,075	\$650,463	\$203,612
Construction	\$17,624,816	\$51	\$17,624,765
FF&E and Technology	\$310,000	\$0	\$310,000
Construction Mgmt	\$1,846,800	\$1,569,564	\$277,236
Contingency	\$824,869	\$0	\$824,869
Consultants	\$55,000	\$10,559	\$44,441
Utilities	\$23,000	\$0	\$23,000
<b>Project Total:</b>	<b>\$21,538,560</b>	<b>\$2,230,637</b>	<b>\$19,307,923</b>

FLAG: BUDGET, Reason: Budget Adjustment

PHASE	2015	2016	2017	2018	2019	2020	2021	2022	2023	2024	2025	2026
	Q1 Q2 Q3 Q4	Q1 Q2 Q3 Q4	Q1 Q2 Q3 Q4	Q1 Q2 Q3 Q4	Q1 Q2 Q3 Q4	Q1 Q2 Q3 Q4	Q1 Q2 Q3 Q4	Q1 Q2 Q3 Q4	Q1 Q2 Q3 Q4	Q1 Q2 Q3 Q4	Q1 Q2 Q3 Q4	Q1 Q2 Q3 Q4
PROJECT PLANNING												
HIRE DESIGNER												
PROJECT DESIGN												
HIRE CONTRACTOR												
ACTIVE CONSTRUCTION												
CONSTRUCTION CLOSEOUT												

### SCHOOL CHOICE ENHANCEMENT (SCEP)

#### CURRENT PHASE

COMPLETE

#### DELIVERED

Golf cart  
security cameras  
scrubber machine  
protective mats for gym floor  
canopy fabric  
auditorium painting and signage for gym & stadium  
additional parking spaces

#### BUDGET

\$100,000

### ATHLETICS

#### SCOPE

Track ,Weight Room

### MUSIC

#### SCOPE

656 Instruments delivered

### TECHNOLOGY

#### SCOPE

1,035 Items Delivered

#### TRAFFIC LIGHT INDICATOR OF VARIOUS RISK LEVELS



**HIGH:**  
Further analysis should be performed, if this risk still shows unacceptable or medium risk redesign and or other changes should be introduced to reduce the criticality.

**MEDIUM:**  
The risk may be acceptable but redesign or other changes should be considered if reasonably practical.

**LOW:**  
The risk is low and further risk reducing measures are not necessary.

## Mirror Lake Elementary School



Address: 1200 NW 72 AVENUE, PLANTATION 33313  
Location Num: 1841  
Board District: 5  
Board Member: Dr. Rosalind Osgood  
ADEFP Budget: \$4,128,400  
Total Facilities Budget (Sum of Projects): \$3,833,400

### PRIMARY RENOVATIONS P.002011 SMART Program Renovations

#### CURRENT PHASE

RISK LEVEL

#### ACTIVE CONSTRUCTION



#### PROJECT UPDATE

Building 85 module doors were replaced during winter break, pending final inspection. Overflow drawing scope of work was completed during winter break, pending final inspection. Restroom 144 scope of work was partially finished during winter break, GC is scheduled to go back after winter break and completed the scope on the weekends.

#### PROJECT SCOPE

Roof Replacements: Buildings 1, 4, 5, 6, 7, & 8. Renovations to Restrooms 144 & 145 (including floor and wall tiles, new fixtures, and new lighting). Media Center Improvements (including flooring, wall paint, and furniture).

#### BUDGET

	Current Budget	Actuals	Remaining Budget
Design	\$329,814	\$273,462	\$56,352
Construction	\$2,447,583	\$2,507,270	(\$59,687)
FF&E and Technology	\$59,975	\$57,806	\$2,169
Direct Purchase	\$508,268	\$507,918	\$350
Construction Mgmt	\$300,896	\$239,030	\$61,866
Contingency	\$176,364	\$0	\$176,364
Consultants	\$10,500	\$9,656	\$844
<b>Project Total:</b>	<b>\$3,833,400</b>	<b>\$3,595,142</b>	<b>\$238,258</b>

#### FLAG:

PHASE	2015	2016	2017	2018	2019	2020	2021	2022	2023	2024	2025	2026
	Q1 Q2 Q3 Q4	Q1 Q2 Q3 Q4	Q1 Q2 Q3 Q4	Q1 Q2 Q3 Q4	Q1 Q2 Q3 Q4	Q1 Q2 Q3 Q4	Q1 Q2 Q3 Q4	Q1 Q2 Q3 Q4	Q1 Q2 Q3 Q4	Q1 Q2 Q3 Q4	Q1 Q2 Q3 Q4	Q1 Q2 Q3 Q4
PROJECT PLANNING												
HIRE DESIGNER												
PROJECT DESIGN												
HIRE CONTRACTOR												
ACTIVE CONSTRUCTION												
CONSTRUCTION CLOSEOUT												

### SCHOOL CHOICE ENHANCEMENT (SCEP)

#### CURRENT PHASE

COMPLETE

#### DELIVERED

Laptops  
printers  
portable PA system  
partial P.E. Equipment  
classroom furniture  
Music (Instruments  
lighting  
and audio visual) & Athletic equipment

#### BUDGET

\$100,000

### MUSIC

#### SCOPE

672 Instruments delivered

### TECHNOLOGY

#### SCOPE

105 Items Delivered

#### TRAFFIC LIGHT INDICATOR OF VARIOUS RISK LEVELS



**HIGH:**  
Further analysis should be performed, if this risk still shows unacceptable or medium risk redesign and/or other changes should be introduced to reduce the criticality.

**MEDIUM:**  
The risk may be acceptable but redesign or other changes should be considered if reasonably practical.

**LOW:**  
The risk is low and further risk reducing measures are not necessary.

## Monarch High School



Address: 5050 WILES ROAD, COCONUT CREEK 33073  
Location Num: 3541  
Board District: 7  
Board Member: Nora Rupert  
ADEFP Budget: \$3,994,000  
Total Facilities Budget (Sum of Projects): \$2,224,000

### PRIMARY RENOVATIONS P.002148 SMART Program Renovations

#### CURRENT PHASE

RISK LEVEL

#### DESIGN



#### PROJECT UPDATE

12/16/21 - A/E submitted 100% CD R01. 12/3/21 - P002148\_Monarch HS\_Roof Walkthrough was conducted and recommendation were submit to the A/E. A/E to incorporate comments in 100% CDR02. 12/1/21 - A/E's invoice was paid.

#### PROJECT SCOPE

Buildings 1, 2, 3, and 4 - Remove and replace roofing. Remove lightning protection and reinstall after roof installation. Install supports for existing roof-mounted MEP units and appliances. Remove and replace 19 AHUs. Install 2 new AHUs.

#### BUDGET

	Current Budget	Actuals	Remaining Budget
Design	\$219,000	\$118,998	\$100,002
Construction	\$1,360,000	\$61,544	\$1,298,456
Construction Mgmt	\$564,799	\$295,462	\$269,337
Contingency	\$60,201	\$0	\$60,201
Consultants	\$20,000	\$0	\$20,000
<b>Project Total:</b>	<b>\$2,224,000</b>	<b>\$476,004</b>	<b>\$1,747,996</b>

#### FLAG:

PHASE	2015	2016	2017	2018	2019	2020	2021	2022	2023	2024	2025	2026
	Q1 Q2 Q3 Q4	Q1 Q2 Q3 Q4	Q1 Q2 Q3 Q4	Q1 Q2 Q3 Q4	Q1 Q2 Q3 Q4	Q1 Q2 Q3 Q4	Q1 Q2 Q3 Q4	Q1 Q2 Q3 Q4	Q1 Q2 Q3 Q4	Q1 Q2 Q3 Q4	Q1 Q2 Q3 Q4	Q1 Q2 Q3 Q4
PROJECT PLANNING												
HIRE DESIGNER												
PROJECT DESIGN												
HIRE CONTRACTOR												
ACTIVE CONSTRUCTION												
CONSTRUCTION CLOSEOUT												

### SCHOOL CHOICE ENHANCEMENT (SCEP)

#### CURRENT PHASE

#### COMPLETE

#### DELIVERED

Embroidery machine  
folding tables  
table trolley carts  
folding chairs  
chair carts  
picnic tables  
computer carts  
student laptops  
Aiphone for the SPE

#### BUDGET

\$100,000

#### IN PROGRESS

Golf Carts

### ATHLETICS

#### COMPLETE

Track, Weight Room

### MUSIC

#### COMPLETE

170 Instruments delivered

### TECHNOLOGY

#### COMPLETE

856 Items Delivered

#### TRAFFIC LIGHT INDICATOR OF VARIOUS RISK LEVELS



**HIGH:**  
Further analysis should be performed, if this risk still shows unacceptable or medium risk redesign and/or other changes should be introduced to reduce the criticality.

**MEDIUM:**  
The risk may be acceptable but redesign or other changes should be considered if reasonably practical.

**LOW:**  
The risk is low and further risk reducing measures are not necessary.

## Morrow Elementary School



Address: 408 SW 76 TERRACE, NORTH LAUDERDALE 33068  
Location Num: 2691  
Board District: 4  
Board Member: Lori Alhadeff  
ADEFP Budget: \$2,228,585  
Total Facilities Budget (Sum of Projects): \$1,917,583

### PRIMARY RENOVATIONS P.001996 SMART Program Renovations

#### CURRENT PHASE

RISK LEVEL

#### CONSTRUCTION CLOSEOUT



#### PROJECT UPDATE

Substantial completion for this project was accomplished on 10/13/2020. Fire Sprinkler and part of the electrical scope are being removed from this project via descope change orders. This work will be issued to a new contractor. Negotiations were held and project information has been submitted to district legal. Negotiations are still pending, when completed the Certificate of Final Inspection can be submitted for execution.

#### PROJECT SCOPE

Entire Site Fire Alarm System Replacement Media Center Associated restroom renovation Building 1 Electrical: Replace main distribution panel in electrical room 163 Replace existing transformer in room 163 Replace existing transformer in the electrical room 163 Replace Canopy lighting Replace damaged pole lights Replace motor control center in room 165 Replace electrical panels Replace exterior dry type transformer Replace existing transformer in room 150 Mechanical: T&B Fire Protection Building 2 Electrical: Replace exterior canopy lights Replace exterior building mounted lights Mechanical: T&B Replace existing DDC controls Fire Protection: Install new fire sprinklers Building 3 Electrical: Replace exterior canopy lights Replace building mounted lights Mechanical: T&B Replace existing DDC Controls Fire Protection: Install new fire protection Building 5 Electrical: Replace exterior building mounted lights Building 6 Electrical: Replace exterior building mounted lights Mechanical: T&B Fire Protection: Install New Fire Protection Building 80 Replace exterior canopy lights Mechanical: Replace existing DDC Controls

#### BUDGET

	Current Budget	Actuals	Remaining Budget
Design	\$227,127	\$184,581	\$42,546
Construction	\$1,230,030	\$942,876	\$287,154
FF&E and Technology	\$54,859	\$54,859	\$0
Construction Mgmt	\$200,220	\$200,220	\$0
Contingency	\$203,493	\$0	\$203,493
Consultants	\$1,854	\$0	\$1,854
<b>Project Total:</b>	<b>\$1,917,583</b>	<b>\$1,382,536</b>	<b>\$535,047</b>

#### FLAG:

PHASE	2015				2016				2017				2018				2019				2020				2021				2022				2023				2024				2025				2026			
	Q1	Q2	Q3	Q4	Q1	Q2	Q3	Q4	Q1	Q2	Q3	Q4	Q1	Q2	Q3	Q4	Q1	Q2	Q3	Q4	Q1	Q2	Q3	Q4	Q1	Q2	Q3	Q4	Q1	Q2	Q3	Q4	Q1	Q2	Q3	Q4	Q1	Q2	Q3	Q4	Q1	Q2	Q3	Q4				
PROJECT PLANNING																																																
HIRE DESIGNER																																																
PROJECT DESIGN																																																
HIRE CONTRACTOR																																																
ACTIVE CONSTRUCTION																																																
CONSTRUCTION CLOSEOUT																																																

#### TRAFFIC LIGHT INDICATOR OF VARIOUS RISK LEVELS



**HIGH:**  
Further analysis should be performed, if this risk still shows unacceptable or medium risk redesign and or other changes should be introduced to reduce the criticality.

**MEDIUM:**  
The risk may be acceptable but redesign or other changes should be considered if reasonably practical.

**LOW:**  
The risk is low and further risk reducing measures are not necessary.

## Morrow Elementary School



Address: 408 SW 76 TERRACE, NORTH LAUDERDALE 33068  
Location Num: 2691  
Board District: 4  
Board Member: Lori Alhadeff  
ADEFP Budget: \$2,228,585  
Total Facilities Budget (Sum of Projects): \$1,917,583

### PRIMARY RENOVATIONS P.002860 Fire Sprinklers Building 1 - SMART Program

#### CURRENT PHASE

RISK LEVEL

#### HIRE CONTRACTOR



#### PROJECT UPDATE

Funding being requested. Going to the board in January

#### PROJECT SCOPE

Fire Sprinkler Improvement

#### FLAG:

PHASE	2015				2016				2017				2018				2019				2020				2021				2022				2023				2024				2025				2026			
	Q1	Q2	Q3	Q4	Q1	Q2	Q3	Q4	Q1	Q2	Q3	Q4	Q1	Q2	Q3	Q4	Q1	Q2	Q3	Q4	Q1	Q2	Q3	Q4	Q1	Q2	Q3	Q4	Q1	Q2	Q3	Q4	Q1	Q2	Q3	Q4	Q1	Q2	Q3	Q4	Q1	Q2	Q3	Q4	Q1	Q2	Q3	Q4
PROJECT PLANNING																																																
HIRE DESIGNER																																																
PROJECT DESIGN																																																
HIRE CONTRACTOR																																																
ACTIVE CONSTRUCTION																																																
CONSTRUCTION CLOSEOUT																																																

### SCHOOL CHOICE ENHANCEMENT (SCEP)

#### CURRENT PHASE

#### IMPLEMENTATION

#### DELIVERED

Projector  
cafeteria sound system  
laptops  
broadcast room  
apple bundle and cafeteria tables

#### BUDGET

\$100,000

#### IN PROGRESS

Interior paint  
murals in the dining area  
and additional playground equipment

### MUSIC

✓ **SCOPE**  
COMPLETE No Program

### TECHNOLOGY

✓ **SCOPE**  
COMPLETE 162 Items Delivered

#### TRAFFIC LIGHT INDICATOR OF VARIOUS RISK LEVELS



**HIGH:**  
Further analysis should be performed, if this risk still shows unacceptable or medium risk redesign and or other changes should be introduced to reduce the criticality.  
**MEDIUM:**  
The risk may be acceptable but redesign or other changes should be considered if reasonably practical.  
**LOW:**  
The risk is low and further risk reducing measures are not necessary.

## New Renaissance Middle School



Address 10701 MIRAMAR BOULEVARD, MIRAMAR 33027  
Location Num: 3911  
Board District: 2  
Board Member: Patricia Good  
ADEFP Budget: \$4,046,000  
Total Facilities Budget (Sum of Projects): \$3,554,000

### PRIMARY RENOVATIONS P.002143 SMART Program Renovations

#### CURRENT PHASE

RISK LEVEL

#### DESIGN



#### PROJECT UPDATE

12-1-21 PM received 100% CD R01 Building Department comments and were forward to the A/E and CMAR. 12-6-21 A/E submitted invoice #15. 12-20-21 A/E submitted 100% CD R02 and Project Manager reviewed and commented back to A/E 12-29-21 A/E resubmitted 100% CD R02 for resubmittal to Building Department.

#### PROJECT SCOPE

Exterior stucco repair - Bldg 1, 2, 3, and 4. Roof replacement - Bldg 1, 2, 3, and 4. Exterior painting - Bldg 1, 2, 3, and 4. HVAC component replacement - Bldg 1, 2, 3, and 4. HVAC test and balance - Bldg 1, 2, and 3.

#### BUDGET

	Current Budget	Actuals	Remaining Budget
Design	\$296,150	\$183,940	\$112,210
Construction	\$2,360,000	\$2,711	\$2,357,289
Construction Mgmt	\$778,250	\$451,713	\$326,537
Contingency	\$99,600	\$0	\$99,600
Consultants	\$20,000	\$1,008	\$18,992
<b>Project Total:</b>	<b>\$3,554,000</b>	<b>\$639,372</b>	<b>\$2,914,628</b>

#### FLAG:

PHASE	2015 Q1 Q2 Q3 Q4	2016 Q1 Q2 Q3 Q4	2017 Q1 Q2 Q3 Q4	2018 Q1 Q2 Q3 Q4	2019 Q1 Q2 Q3 Q4	2020 Q1 Q2 Q3 Q4	2021 Q1 Q2 Q3 Q4	2022 Q1 Q2 Q3 Q4	2023 Q1 Q2 Q3 Q4	2024 Q1 Q2 Q3 Q4	2025 Q1 Q2 Q3 Q4	2026 Q1 Q2 Q3 Q4
PROJECT PLANNING												
HIRE DESIGNER												
PROJECT DESIGN												
HIRE CONTRACTOR												
ACTIVE CONSTRUCTION												
CONSTRUCTION CLOSEOUT												

### SCHOOL CHOICE ENHANCEMENT (SCEP)

#### CURRENT PHASE

#### IMPLEMENTATION

#### DELIVERED

Aiphone at the main entrance & strike at the secondary door replaced locks in certain areas wall wraps

#### BUDGET

\$100,000

#### IN PROGRESS

Digital marquee

### MUSIC

#### SCOPE

158 Instruments Delivered

#### TECHNOLOGY

#### SCOPE

447 Items Delivered

#### TRAFFIC LIGHT INDICATOR OF VARIOUS RISK LEVELS



**HIGH:**  
Further analysis should be performed, if this risk still shows unacceptable or medium risk redesign and or other changes should be introduced to reduce the criticality.

**MEDIUM:**  
The risk may be acceptable but redesign or other changes should be considered if reasonably practical.

**LOW:**  
The risk is low and further risk reducing measures are not necessary.

## New River Middle School



Address: 3100 RIVERLAND ROAD, FORT LAUDERDALE 33312  
Location Num: 881  
Board District: 3  
Board Member: Sarah Leonardi  
ADEFP Budget: \$4,836,600  
Total Facilities Budget (Sum of Projects): \$4,324,600

### PRIMARY RENOVATIONS P.001710 GOB Renovations

#### CURRENT PHASE

RISK LEVEL

#### ACTIVE CONSTRUCTION



#### PROJECT UPDATE

Building 2 roof metal deck issues have been resolved. The questionable deck area was opened up, sanded and primed with rust inhibitor under the eye of the professional consultant inspector and engineer. Building 2 as since received the light weight concrete and white cap sheet will be installed. No resolution or progress on the HVAC replacement.

#### PROJECT SCOPE

Re-roofing: Buildings 1, and 2 (re-roofing, and partial deck repair/replacement.) Exterior Painting: Building 1 & 3 HVAC and Electric Improvements: Buildings 1 (Replace mini-split AC, water source heat pumps, rooftop condenser units, & Testing & Balancing), 2 (Replace 8 water source heat pumps), 3 (Replace 12 water source heat pumps, condensate piping, and Testing & Balancing.)

#### BUDGET

	Current Budget	Actuals	Remaining Budget
Design	\$294,180	\$271,223	\$22,957
Construction	\$3,108,730	\$1,048,049	\$2,060,681
Direct Purchase	\$259,567	\$214,110	\$45,457
Construction Mgmt	\$450,958	\$174,876	\$276,082
Contingency	\$192,165	\$0	\$192,165
Consultants	\$14,000	\$0	\$14,000
Utilities	\$5,000	\$0	\$5,000
<b>Project Total:</b>	<b>\$4,324,600</b>	<b>\$1,708,258</b>	<b>\$2,616,342</b>

#### FLAG:

PHASE	2015	2016	2017	2018	2019	2020	2021	2022	2023	2024	2025	2026
	Q1 Q2 Q3 Q4	Q1 Q2 Q3 Q4	Q1 Q2 Q3 Q4	Q1 Q2 Q3 Q4	Q1 Q2 Q3 Q4	Q1 Q2 Q3 Q4	Q1 Q2 Q3 Q4	Q1 Q2 Q3 Q4	Q1 Q2 Q3 Q4	Q1 Q2 Q3 Q4	Q1 Q2 Q3 Q4	Q1 Q2 Q3 Q4
PROJECT PLANNING												
HIRE DESIGNER												
PROJECT DESIGN												
HIRE CONTRACTOR												
ACTIVE CONSTRUCTION												
CONSTRUCTION CLOSEOUT												

### SCHOOL CHOICE ENHANCEMENT (SCEP)

#### CURRENT PHASE

COMPLETE

#### DELIVERED

Projectors for the auditorium  
digital video board  
camcorder  
digital marquee  
Laptops  
EarthWalk carts  
Cart Wiring  
EarthWalk Carts  
Desktops & External hard drive

#### BUDGET

\$100,000

### MUSIC

#### SCOPE

COMPLETE 76 Instruments Delivered

#### TECHNOLOGY

#### SCOPE

COMPLETE 593 Items Delivered

#### TRAFFIC LIGHT INDICATOR OF VARIOUS RISK LEVELS



**HIGH:**  
Further analysis should be performed, if this risk still shows unacceptable or medium risk redesign and or other changes should be introduced to reduce the criticality.

**MEDIUM:**  
The risk may be acceptable but redesign or other changes should be considered if reasonably practical.

**LOW:**  
The risk is low and further risk reducing measures are not necessary.

## Nob Hill Elementary School



Address: 2100 NW 104 AVENUE, SUNRISE 33322  
Location Num: 2671  
Board District: 6  
Board Member: Laurie Rich Levinson  
ADEFP Budget: \$2,404,612  
Total Facilities Budget (Sum of Projects): \$2,750,000

### PRIMARY RENOVATIONS P.002112 SMART Program Renovations

#### CURRENT PHASE

RISK LEVEL

#### ACTIVE CONSTRUCTION



#### PROJECT UPDATE

Contractor is currently working on submittals and shop drawings. Roofing Binders has been submitted to the Bldg. Dept. Staging and Phasing Plan submitted by contractor have been approved. Construction signage submittal has been approved and signage construction is in progress.

#### PROJECT SCOPE

Building Envelope Improvements (Roof, Window, Ext Wall, etc.) Electrical Improvements: Building 1 & 2 Fire Alarm System: Campus-wide Fire Sprinklers: Partial Building 1 HVAC Improvements: Building 1 & 2 Media Center Improvements and Restroom Renovations: Building 1

#### BUDGET

	Current Budget	Actuals	Remaining Budget
Design	\$164,692	\$122,216	\$42,476
Construction	\$2,097,000	\$3,671	\$2,093,329
FF&E and Technology	\$38,575	\$0	\$38,575
Construction Mgmt	\$311,925	\$202,020	\$109,905
Contingency	\$132,808	\$0	\$132,808
Consultants	\$5,000	\$1,098	\$3,902
<b>Project Total:</b>	<b>\$2,750,000</b>	<b>\$329,005</b>	<b>\$2,420,995</b>

#### FLAG:

PHASE	2015	2016	2017	2018	2019	2020	2021	2022	2023	2024	2025	2026
	Q1 Q2 Q3 Q4	Q1 Q2 Q3 Q4	Q1 Q2 Q3 Q4	Q1 Q2 Q3 Q4	Q1 Q2 Q3 Q4	Q1 Q2 Q3 Q4	Q1 Q2 Q3 Q4	Q1 Q2 Q3 Q4	Q1 Q2 Q3 Q4	Q1 Q2 Q3 Q4	Q1 Q2 Q3 Q4	Q1 Q2 Q3 Q4
PROJECT PLANNING												
HIRE DESIGNER												
PROJECT DESIGN												
HIRE CONTRACTOR												
ACTIVE CONSTRUCTION												
CONSTRUCTION CLOSEOUT												

### SCHOOL CHOICE ENHANCEMENT (SCEP)

#### CURRENT PHASE

#### IMPLEMENTATION

#### BUDGET

\$100,000

#### IN PROGRESS

Murals  
interior painting (hallways  
cafeteria walls  
etc.)  
tracker  
projectors  
indoor furniture

### MUSIC



COMPLETE

#### SCOPE

196 Instruments Delivered



COMPLETE

#### TECHNOLOGY

#### SCOPE

317 Items Delivered

#### TRAFFIC LIGHT INDICATOR OF VARIOUS RISK LEVELS



#### HIGH:

Further analysis should be performed, if this risk still shows unacceptable or medium risk redesign and/or other changes should be introduced to reduce the criticality.

#### MEDIUM:

The risk may be acceptable but redesign or other changes should be considered if reasonably practical.

#### LOW:

The risk is low and further risk reducing measures are not necessary.

## Norcrest Elementary School



Address 3951 NE 16 AVENUE, POMPANO BEACH 33064  
Location Num: 561  
Board District: 7  
Board Member: Nora Rupert  
ADEFP Budget: \$3,767,500  
Total Facilities Budget (Sum of Projects): \$3,182,500

### PRIMARY RENOVATIONS P.001969 SMART Program Renovations

#### CURRENT PHASE

RISK LEVEL

#### ACTIVE CONSTRUCTION



#### PROJECT UPDATE

Final Electrical and Final Building Inspections passed. Punch list walkthrough was conducted. Contractor working on pending items to finalized the punch list. Contractor commenced with the closeout submittal documents. OEF-110B Certificate of Occupancy and OEF-209 Certificate of Final Inspections were initiated. There is no change order pending.

#### PROJECT SCOPE

Roofing Buildings 07, 09, 10, & 11 Media Center improvements: Building 06 HVAC improvements AHU 6-5 9-6 11-3 11-4 Building 10 Pumps P-1 P-2, Building 17 Pumps P1 P2 P3 SP1 SP2

#### BUDGET

	Current Budget	Actuals	Remaining Budget
Design	\$178,200	\$129,325	\$48,875
Construction	\$2,075,683	\$2,058,678	\$17,005
FF&E and Technology	\$63,856	\$48,027	\$15,829
Direct Purchase	\$406,158	\$353,258	\$52,900
Construction Mgmt	\$323,475	\$315,243	\$8,232
Contingency	\$125,763	\$0	\$125,763
Consultants	\$5,000	\$0	\$5,000
Utilities	\$4,365	\$0	\$4,365
<b>Project Total:</b>	<b>\$3,182,500</b>	<b>\$2,904,531</b>	<b>\$277,969</b>

#### FLAG: Schedule, REASON: Errors and Omissions

PHASE	2015	2016	2017	2018	2019	2020	2021	2022	2023	2024	2025	2026
	Q1 Q2 Q3 Q4	Q1 Q2 Q3 Q4	Q1 Q2 Q3 Q4	Q1 Q2 Q3 Q4	Q1 Q2 Q3 Q4	Q1 Q2 Q3 Q4	Q1 Q2 Q3 Q4	Q1 Q2 Q3 Q4	Q1 Q2 Q3 Q4	Q1 Q2 Q3 Q4	Q1 Q2 Q3 Q4	Q1 Q2 Q3 Q4
PROJECT PLANNING												
HIRE DESIGNER												
PROJECT DESIGN												
HIRE CONTRACTOR												
ACTIVE CONSTRUCTION												
CONSTRUCTION CLOSEOUT												

### SCHOOL CHOICE ENHANCEMENT (SCEP)

#### CURRENT PHASE

COMPLETE

#### DELIVERED

Document Cameras  
student laptops  
PIP rubber surfacing replacement & two-way radios

#### BUDGET

\$100,000

### MUSIC



COMPLETE

#### SCOPE

788 Instruments Delivered

### TECHNOLOGY



COMPLETE

#### SCOPE

396 Items Delivered

#### TRAFFIC LIGHT INDICATOR OF VARIOUS RISK LEVELS



#### HIGH:

Further analysis should be performed, if this risk still shows unacceptable or medium risk redesign and or other changes should be introduced to reduce the criticality.

#### MEDIUM:

The risk may be acceptable but redesign or other changes should be considered if reasonably practical.

#### LOW:

The risk is low and further risk reducing measures are not necessary.

## North Andrews Gardens Elementary School



Address: 345 NE 56 STREET, OAKLAND PARK 33334  
Location Num: 521  
Board District: 3  
Board Member: Sarah Leonardi  
ADEFP Budget: \$2,747,000  
Total Facilities Budget (Sum of Projects): \$2,278,000

### PRIMARY RENOVATIONS P.001890 SMART Program Renovations

#### CURRENT PHASE

RISK LEVEL

#### DESIGN



#### PROJECT UPDATE

Meeting with BCPS PreConstruction - Mechanical held on 12/17/21, to resolve Mechanical reviewer comment Item M-10, regarding the use of AFMS. A/E 100% Construction Documents (CD's) R03 responses are in progress as of 12/31/21 and scheduled to return (BD)100% CD R03 responses submitted to the Building Department as soon approval from Pre-Construction is obtained.

#### PROJECT SCOPE

Re-roofing: Buildings 1 through 7 Aluminum Covered Walkway Repairs Exterior Doors Replacement: Building 4 Exterior Paint: Buildings 5 & 6 Fire Sprinklers: Buildings 2, & 3 HVAC Improvements: Buildings 2, 4, 7 & 8 Test & Balance: Buildings 1, 2, 3, 4, 5, & 6

#### BUDGET

	Current Budget	Actuals	Remaining Budget
Design	\$260,018	\$189,988	\$70,030
Construction	\$1,316,000	\$0	\$1,316,000
Construction Mgmt	\$607,516	\$408,123	\$199,393
Contingency	\$79,466	\$0	\$79,466
Consultants	\$10,000	\$8,451	\$1,549
Utilities	\$5,000	\$2,584	\$2,416
<b>Project Total:</b>	<b>\$2,278,000</b>	<b>\$609,146</b>	<b>\$1,668,854</b>

#### FLAG:

PHASE	2015	2016	2017	2018	2019	2020	2021	2022	2023	2024	2025	2026
	Q1 Q2 Q3 Q4	Q1 Q2 Q3 Q4	Q1 Q2 Q3 Q4	Q1 Q2 Q3 Q4	Q1 Q2 Q3 Q4	Q1 Q2 Q3 Q4	Q1 Q2 Q3 Q4	Q1 Q2 Q3 Q4	Q1 Q2 Q3 Q4	Q1 Q2 Q3 Q4	Q1 Q2 Q3 Q4	Q1 Q2 Q3 Q4
PROJECT PLANNING												
HIRE DESIGNER												
PROJECT DESIGN												
HIRE CONTRACTOR												
ACTIVE CONSTRUCTION												
CONSTRUCTION CLOSEOUT												

### SCHOOL CHOICE ENHANCEMENT (SCEP)

#### CURRENT PHASE

COMPLETE

#### DELIVERED

Aiphone submaster  
golf cart  
Elmo document cameras  
ID maker  
laptops  
Thinkpads  
Think stations  
Earthwalk carts  
golf cart  
executive chairs  
projectors

#### BUDGET

\$100,000

#### IN PROGRESS

Trash receptacles

### MUSIC

#### SCOPE

126 Instruments Delivered

#### TECHNOLOGY

#### SCOPE

382 Items Delivered

#### TRAFFIC LIGHT INDICATOR OF VARIOUS RISK LEVELS



**HIGH:**  
Further analysis should be performed, if this risk still shows unacceptable or medium risk redesign and or other changes should be introduced to reduce the criticality.

**MEDIUM:**  
The risk may be acceptable but redesign or other changes should be considered if reasonably practical.

**LOW:**  
The risk is low and further risk reducing measures are not necessary.

## North Fork Elementary School



Address: 101 NW 15 AVENUE, FORT LAUDERDALE 33311  
Location Num: 1191  
Board District: 5  
Board Member: Dr. Rosalind Osgood  
ADEFP Budget: \$2,388,000  
Total Facilities Budget (Sum of Projects): \$1,933,000

### PRIMARY RENOVATIONS P.001849 SMART Program Renovation

#### CURRENT PHASE

RISK LEVEL

#### HIRE CONTRACTOR



#### PROJECT UPDATE

The consultant submitted feasibility plans for review. BCPS Demographics and Enrollment Planning Department to perform assessment and provide directives. BCPS Pre-Construction Department to further inquire for any project update developments. As of 12/31/21, The School Board of Broward County (SBBC) directive is to perform a Building Condition Assessment Report.

#### PROJECT SCOPE

Project progress was halted in order to reevaluate the education program. Evaluate the school program to determine if the design will follow the requirements of an Early Learning Center.

#### BUDGET

	Current Budget	Actuals	Remaining Budget
Design	\$147,010	\$119,423	\$27,587
Construction	\$1,293,250	\$32,331	\$1,260,919
Construction Mgmt	\$270,000	\$250,513	\$19,487
Contingency	\$197,740	\$0	\$197,740
Consultants	\$20,000	\$0	\$20,000
Utilities	\$5,000	\$0	\$5,000
<b>Project Total:</b>	<b>\$1,933,000</b>	<b>\$402,267</b>	<b>\$1,530,733</b>

#### FLAG:

PHASE	2015	2016	2017	2018	2019	2020	2021	2022	2023	2024	2025	2026
	Q1 Q2 Q3 Q4	Q1 Q2 Q3 Q4	Q1 Q2 Q3 Q4	Q1 Q2 Q3 Q4	Q1 Q2 Q3 Q4	Q1 Q2 Q3 Q4	Q1 Q2 Q3 Q4	Q1 Q2 Q3 Q4	Q1 Q2 Q3 Q4	Q1 Q2 Q3 Q4	Q1 Q2 Q3 Q4	Q1 Q2 Q3 Q4
PROJECT PLANNING												
HIRE DESIGNER												
PROJECT DESIGN												
HIRE CONTRACTOR												
ACTIVE CONSTRUCTION												
CONSTRUCTION CLOSEOUT												

### SCHOOL CHOICE ENHANCEMENT (SCEP)

#### CURRENT PHASE

#### IMPLEMENTATION

#### DELIVERED

Aiphone and strike, printers  
murals  
office furniture  
front desk lettering  
chairs  
Lenovo computers  
rugs for reading areas  
teacher desktops  
student laptops  
security monitor for school camera  
digital marquee

#### BUDGET

\$100,000

### MUSIC

#### COMPLETE

#### SCOPE

257 Instruments Delivered

#### TRAFFIC LIGHT INDICATOR OF VARIOUS RISK LEVELS



**HIGH:**  
Further analysis should be performed, if this risk still shows unacceptable or medium risk redesign and or other changes should be introduced to reduce the criticality.

**MEDIUM:**  
The risk may be acceptable but redesign or other changes should be considered if reasonably practical.

**LOW:**  
The risk is low and further risk reducing measures are not necessary.

## North Lauderdale Pre K - 8 (f.k.a. North Lauderdale Elementary)



Address: 7500 KIMBERLY BOULEVARD, NORTH LAUDERDALE 33068  
Location Num: 2231  
Board District: 4  
Board Member: Lori Alhadeff  
ADEFP Budget: \$2,933,350  
Total Facilities Budget (Sum of Projects): \$2,529,350

### PRIMARY RENOVATIONS P.001903 SMART Program Renovations

#### CURRENT PHASE

RISK LEVEL

#### HIRE CONTRACTOR



#### PROJECT UPDATE

The AECOM-PMOR addressed the Community concerns at the SAC Meeting held on 12/01/21. AECOM-PMOR to work with Garth to prepare the presentation for the next SAC Meeting on 01/05/22. GLE submitted a new Proposal on 12/22/21 to revise Construction Documents (CDs) to conform to the requirements of the 2020 FBC, 7th Edition and to carve out the roofing work with the intent to apply the CSMP delivery method. As of 12/31, Negotiations are ongoing with the Consultant over additional fees for resubmittal to Bldg Dept for a new LOR after the previous LOR was lost due to issues with the previous CSMP contract.

#### PROJECT SCOPE

Re-roofing: Buildings 2, 4, & 5. Fire Sprinklers: Building 1 Fire Alarm Replacement: Building 1 ( ) Media Center Renovation. ADA Restroom Upgrades: Building 1 (Rooms 155 and 156) Test & Balance: Buildings 1, 5, 75 and 78

#### BUDGET

	Current Budget	Actuals	Remaining Budget
Design	\$140,139	\$91,468	\$48,671
Construction	\$1,953,701	\$0	\$1,953,701
FF&E and Technology	\$580	\$580	\$0
Construction Mgmt	\$233,764	\$207,579	\$26,185
Contingency	\$193,616	\$0	\$193,616
Consultants	\$5,000	\$3,632	\$1,368
Utilities	\$2,550	\$0	\$2,550
<b>Project Total:</b>	<b>\$2,529,350</b>	<b>\$303,259</b>	<b>\$2,226,091</b>

#### FLAG:

PHASE	2015				2016				2017				2018				2019				2020				2021				2022				2023				2024				2025				2026			
	Q1	Q2	Q3	Q4	Q1	Q2	Q3	Q4	Q1	Q2	Q3	Q4	Q1	Q2	Q3	Q4	Q1	Q2	Q3	Q4	Q1	Q2	Q3	Q4	Q1	Q2	Q3	Q4	Q1	Q2	Q3	Q4	Q1	Q2	Q3	Q4	Q1	Q2	Q3	Q4	Q1	Q2	Q3	Q4				
PROJECT PLANNING																																																
HIRE DESIGNER																																																
PROJECT DESIGN																																																
HIRE CONTRACTOR																																																
ACTIVE CONSTRUCTION																																																
CONSTRUCTION CLOSEOUT																																																

#### TRAFFIC LIGHT INDICATOR OF VARIOUS RISK LEVELS



**HIGH:**  
Further analysis should be performed, if this risk still shows unacceptable or medium risk redesign and or other changes should be introduced to reduce the criticality.

**MEDIUM:**  
The risk may be acceptable but redesign or other changes should be considered if reasonably practical.

**LOW:**  
The risk is low and further risk reducing measures are not necessary.

## North Lauderdale Pre K - 8 (f.k.a. North Lauderdale Elementary)



Address: 7500 KIMBERLY BOULEVARD, NORTH LAUDERDALE 33068  
 Location Num: 2231  
 Board District: 4  
 Board Member: Lori Alhadeff  
 ADEFP Budget: \$2,933,350  
 Total Facilities Budget (Sum of Projects): \$2,529,350

### PRIMARY RENOVATIONS P.002870 SMART Program Renovations

#### CURRENT PHASE

RISK LEVEL

#### DESIGN



#### PROJECT UPDATE

12/6/21 - P.XX requested 12/8/21 - Scope sent to Atkins to provide an estimate 12/13/21 - P.002870 generated by District 12/17/21 - 800a went-out to for District's signatures 12/20/21 - 800a package sent to Koldaire, RPM & FHP 12/23/21 - Site walkthrough

#### PROJECT SCOPE

Roofs carve-out, Bldgs. 2, 4 & 5 and their associated Mechanical Rooftop equipment

#### FLAG:

PHASE	2015				2016				2017				2018				2019				2020				2021				2022				2023				2024				2025				2026			
	Q1	Q2	Q3	Q4	Q1	Q2	Q3	Q4	Q1	Q2	Q3	Q4	Q1	Q2	Q3	Q4	Q1	Q2	Q3	Q4	Q1	Q2	Q3	Q4	Q1	Q2	Q3	Q4	Q1	Q2	Q3	Q4	Q1	Q2	Q3	Q4	Q1	Q2	Q3	Q4	Q1	Q2	Q3	Q4				
HIRE CONTRACTOR																																																
ACTIVE CONSTRUCTION																																																
CONSTRUCTION CLOSEOUT																																																

### SCHOOL CHOICE ENHANCEMENT (SCEP)

#### CURRENT PHASE

#### IMPLEMENTATION

#### DELIVERED

Student laptops  
 partial work for murals  
 TV screens for the front office  
 digital marquee  
 Aiphone & EDS

#### BUDGET

\$100,000

#### IN PROGRESS

Murals for the media center (pending completion of renovations)

### MUSIC

✓ **SCOPE**  
 COMPLETE 113 Instruments Delivered

### TECHNOLOGY

✓ **SCOPE**  
 COMPLETE 209 Items Delivered

#### TRAFFIC LIGHT INDICATOR OF VARIOUS RISK LEVELS



**HIGH:**  
 Further analysis should be performed, if this risk still shows unacceptable or medium risk redesign and or other changes should be introduced to reduce the criticality.

**MEDIUM:**  
 The risk may be acceptable but redesign or other changes should be considered if reasonably practical.

**LOW:**  
 The risk is low and further risk reducing measures are not necessary.

## North Side Elementary School



Address: 120 NE 11 STREET, FORT LAUDERDALE 33304  
Location Num: 41  
Board District: 3  
Board Member: Sarah Leonardi  
ADEFP Budget: \$3,725,430  
Total Facilities Budget (Sum of Projects): \$3,465,430

### PRIMARY RENOVATIONS P.001992 SMART Program Renovations

#### CURRENT PHASE

RISK LEVEL

#### ACTIVE CONSTRUCTION



#### PROJECT UPDATE

The Binder was re-submitted to the building department and is under review, there were AC issues in building 9 and the cafeteria, that were diagnosed on the 20th, OAC changed their mechanical sub and is now using Ross Controls. No repair work was done on the A/C because of the holidays.

#### PROJECT SCOPE

Roofing on Buildings 2, 3, & 8 HVAC improvements in Buildings 1, 3, 8, & 9. New chiller installation.

#### BUDGET

	Current Budget	Actuals	Remaining Budget
Design	\$303,882	\$263,643	\$40,239
Construction	\$2,850,072	\$1,569,392	\$1,280,680
Construction Mgmt	\$297,904	\$220,606	\$77,298
Contingency	\$8,572	\$0	\$8,572
Consultants	\$5,000	\$1,491	\$3,509
<b>Project Total:</b>	<b>\$3,465,430</b>	<b>\$2,055,132</b>	<b>\$1,410,298</b>

#### FLAG:

PHASE	2015	2016	2017	2018	2019	2020	2021	2022	2023	2024	2025	2026
	Q1 Q2 Q3 Q4	Q1 Q2 Q3 Q4	Q1 Q2 Q3 Q4	Q1 Q2 Q3 Q4	Q1 Q2 Q3 Q4	Q1 Q2 Q3 Q4	Q1 Q2 Q3 Q4	Q1 Q2 Q3 Q4	Q1 Q2 Q3 Q4	Q1 Q2 Q3 Q4	Q1 Q2 Q3 Q4	Q1 Q2 Q3 Q4
PROJECT PLANNING												
HIRE DESIGNER												
PROJECT DESIGN												
HIRE CONTRACTOR												
ACTIVE CONSTRUCTION												
CONSTRUCTION CLOSEOUT												

### SCHOOL CHOICE ENHANCEMENT (SCEP)

#### CURRENT PHASE

COMPLETE

#### DELIVERED

Printers  
student laptops  
Recordex  
window blinds  
main office furniture  
two-way radios  
partial office furniture and murals

#### BUDGET

\$100,000

### MUSIC

#### SCOPE

943 Instruments Delivered

#### TECHNOLOGY

#### SCOPE

206 Items Delivered

#### TRAFFIC LIGHT INDICATOR OF VARIOUS RISK LEVELS



**HIGH:**  
Further analysis should be performed, if this risk still shows unacceptable or medium risk redesign and or other changes should be introduced to reduce the criticality.

**MEDIUM:**  
The risk may be acceptable but redesign or other changes should be considered if reasonably practical.

**LOW:**  
The risk is low and further risk reducing measures are not necessary.

## Northeast High School



Address: 700 NE 56 STREET, OAKLAND PARK 33334  
Location Num: 1241  
Board District: 3  
Board Member: Sarah Leonardi  
ADEFP Budget: \$43,818,402  
Total Facilities Budget (Sum of Projects): \$43,093,402

### PRIMARY RENOVATIONS P.001684 GOB Renovations

#### CURRENT PHASE

RISK LEVEL

#### ACTIVE CONSTRUCTION



#### PROJECT UPDATE

Work ongoing and is progressing. Fire alarm work in progress. ISS #20487 Fire Sprinkler Shop Drawings 12/6/2021 APPROVED. ISS #21826 ASI #5 Culinary STEM Lab pending revisions since 12/1/2021. Professional consultant working on revisions. Work being completed at Building 1 at administration area and clinic restrooms. Roof work ongoing (see roof production aerial below).

#### PROJECT SCOPE

Renovations Scope Of Work: Re-roofing Buildings #1, 2, 3, 5, 6, 7, 12, 15, 17, 25, 85 & 86. Exterior door & window replacement. Complete fire alarm system replacement. Fire sprinkler upgrades at Buildings 3, 4, 5, 6 and 7. Selective ceiling replacement for fire sprinkler installation. ADA restroom renovations of restrooms 101 & 102, 117 & 119 and Building #3 restrooms 189, 191 and 194. Renovation of Building #1 Life Science S.T.E.M. Labs rooms 142 & 153, 146 Teacher planning. Building #3 Culinary STEM Lab room 194 with associated food service equipment. Building #3 Fabrication STEM Lab. Building #4 Auditorium mechanical, electrical and controls upgrades. Music Building #5 renovations. Electrical work to support new HVAC systems. HVAC SOW: Building 2 chiller replacement, various AHU replacement, Digital Direct Controls & EMS upgrades. Test and Balance.

#### BUDGET

	Current Budget	Actuals	Remaining Budget
Design	\$1,532,480	\$1,117,892	\$414,588
Construction	\$19,490,314	\$9,725,210	\$9,765,104
FF&E and Technology	\$762,207	\$281,741	\$480,466
Direct Purchase	\$1,333,296	\$855,466	\$477,830
Construction Mgmt	\$1,413,734	\$1,413,734	\$0
Contingency	\$670,409	\$0	\$670,409
Consultants	\$25,000	\$6,269	\$18,731
Utilities	\$25,000	\$0	\$25,000
<b>Project Total:</b>	<b>\$25,252,440</b>	<b>\$13,400,312</b>	<b>\$11,852,128</b>

#### FLAG:

PHASE	2015	2016	2017	2018	2019	2020	2021	2022	2023	2024	2025	2026
	Q1 Q2 Q3 Q4	Q1 Q2 Q3 Q4	Q1 Q2 Q3 Q4	Q1 Q2 Q3 Q4	Q1 Q2 Q3 Q4	Q1 Q2 Q3 Q4	Q1 Q2 Q3 Q4	Q1 Q2 Q3 Q4	Q1 Q2 Q3 Q4	Q1 Q2 Q3 Q4	Q1 Q2 Q3 Q4	Q1 Q2 Q3 Q4
PROJECT PLANNING												
HIRE DESIGNER												
PROJECT DESIGN												
HIRE CONTRACTOR												
ACTIVE CONSTRUCTION												
CONSTRUCTION CLOSEOUT												

#### TRAFFIC LIGHT INDICATOR OF VARIOUS RISK LEVELS



**HIGH:**  
Further analysis should be performed, if this risk still shows unacceptable or medium risk redesign and/or other changes should be introduced to reduce the criticality.

**MEDIUM:**  
The risk may be acceptable but redesign or other changes should be considered if reasonably practical.

**LOW:**  
The risk is low and further risk reducing measures are not necessary.

## Northeast High School



Address: 700 NE 56 STREET, OAKLAND PARK 33334  
Location Num: 1241  
Board District: 3  
Board Member: Sarah Leonardi  
ADEFP Budget: \$43,818,402  
Total Facilities Budget (Sum of Projects): \$43,093,402

### PRIMARY RENOVATIONS P.002301 New Addition and Renovations to Building 12 SMART Program

#### CURRENT PHASE

RISK LEVEL

#### HIRE CONTRACTOR



#### PROJECT UPDATE

Construction manager delivered GMP books. PMOR added the following: Architects estimate, architect recommendation letter, A/E & CM Board commissioned item, GMP negotiation Sign-in Sheet, Contractor affidavit & certificate of Compliance (Anti-Discrimination Form), Additional Contract Documents, On-site Management & Supervisory Staff, Bid Sign-in Sheet, OEO Review Form & SBE Participation Summary, Subcontractor Participation (Best Faith Effort), and the Trench Safety Act.

#### PROJECT SCOPE

New 2-story classroom addition, building #29, and 1-story Flex Lab, Building #30, both, tilt-up construction with complete HVAC system. Renovations to Building #7 P.E. Locker Rooms and Building #12 new football locker room, flex and support spaces and ROTC classrooms, office, storage and support spaces. New building CEP two (2) air cooled chillers and associated underground piping, pumps and VFDs. Demo Buildings 8, 9, 10, 11 & 27. Parking lot modifications.

#### BUDGET

	Current Budget	Actuals	Remaining Budget
Design	\$1,028,500	\$685,380	\$343,120
Construction	\$12,879,462	\$97,650	\$12,781,812
FF&E and Technology	\$1,250,000	\$49,774	\$1,200,226
Construction Mgmt	\$1,950,000	\$1,213,766	\$736,234
Contingency	\$650,500	\$0	\$650,500
Consultants	\$50,000	\$11,523	\$38,477
Utilities	\$32,500	\$2,074	\$30,426
<b>Project Total:</b>	<b>\$17,840,962</b>	<b>\$2,060,167</b>	<b>\$15,780,795</b>

#### FLAG:

PHASE	2015	2016	2017	2018	2019	2020	2021	2022	2023	2024	2025	2026
	Q1 Q2 Q3 Q4	Q1 Q2 Q3 Q4	Q1 Q2 Q3 Q4	Q1 Q2 Q3 Q4	Q1 Q2 Q3 Q4	Q1 Q2 Q3 Q4	Q1 Q2 Q3 Q4	Q1 Q2 Q3 Q4	Q1 Q2 Q3 Q4	Q1 Q2 Q3 Q4	Q1 Q2 Q3 Q4	Q1 Q2 Q3 Q4
PROJECT PLANNING												
HIRE DESIGNER												
PROJECT DESIGN												
HIRE CONTRACTOR												
ACTIVE CONSTRUCTION												
CONSTRUCTION CLOSEOUT												

### SCHOOL CHOICE ENHANCEMENT (SCEP)

#### CURRENT PHASE

#### IMPLEMENTATION

#### DELIVERED

Outdoor trash receptacles  
science equipment  
golf carts  
scoring tables  
volleyball and football scoreboard  
digital marquee  
gym scoreboards  
electric strikes  
standalone door alarms & window wraps

#### BUDGET

\$100,000

#### IN PROGRESS

Remaining balance is on hold until the Renovations are complete.

### ATHLETICS

#### SCOPE

Weight Room - Hiring Contractor

### MUSIC

#### SCOPE

273 Instruments Delivered

### TECHNOLOGY

#### SCOPE

637 Items Delivered

#### TRAFFIC LIGHT INDICATOR OF VARIOUS RISK LEVELS



**HIGH:**  
Further analysis should be performed, if this risk still shows unacceptable or medium risk redesign and/or other changes should be introduced to reduce the criticality.

**MEDIUM:**  
The risk may be acceptable but redesign or other changes should be considered if reasonably practical.

**LOW:**  
The risk is low and further risk reducing measures are not necessary.

## Nova Blanche Forman Elementary School



Address: 3521 SW DAVIE ROAD, DAVIE 33314  
Location Num: 1282  
Board District: 6  
Board Member: Laurie Rich Levinson  
ADEFP Budget: \$2,180,000  
Total Facilities Budget (Sum of Projects): \$3,633,055

### PRIMARY RENOVATIONS P.002149 SMART Program Renovations

#### CURRENT PHASE

RISK LEVEL

#### HIRE CONTRACTOR



#### PROJECT UPDATE

Letter of Recommendation (LOR) was extended to 3/2/2022. The project went to the November Board and GNU was awarded this project. This project received a permit on 11/17/2021 and the NTP commencement date was 12/20/2021. The contractor is still preparing the SOV and construction schedule to submit for A/E and AECOM review and approval.

#### PROJECT SCOPE

Building 1- wood exterior replacement, aluminum window replacement, wood window replacement, exterior door hardware replacement, exterior painting, HVAC Improvements, Roofing repair after HVAC installation. Building 2- Re-Roofing, and HVAC improvements. Building 3- Re-roofing, exterior door replacement, exterior painting Building 4- exterior door hardware replacement, exterior painting including soffit Building 6- Re-roofing, exterior painting Building 85- Exterior painting

#### BUDGET

	Current Budget	Actuals	Remaining Budget
Design	\$180,000	\$105,132	\$74,868
Construction	\$2,935,290	\$132,187	\$2,803,103
Construction Mgmt	\$340,000	\$200,279	\$139,721
Contingency	\$169,765	\$0	\$169,765
Consultants	\$8,000	\$5,031	\$2,969
<b>Project Total:</b>	<b>\$3,633,055</b>	<b>\$442,629</b>	<b>\$3,190,426</b>

#### FLAG: BUDGET, Reason: Budget Adjustment

PHASE	2015	2016	2017	2018	2019	2020	2021	2022	2023	2024	2025	2026
	Q1 Q2 Q3 Q4	Q1 Q2 Q3 Q4	Q1 Q2 Q3 Q4	Q1 Q2 Q3 Q4	Q1 Q2 Q3 Q4	Q1 Q2 Q3 Q4	Q1 Q2 Q3 Q4	Q1 Q2 Q3 Q4	Q1 Q2 Q3 Q4	Q1 Q2 Q3 Q4	Q1 Q2 Q3 Q4	Q1 Q2 Q3 Q4
PROJECT PLANNING												
HIRE DESIGNER												
PROJECT DESIGN												
HIRE CONTRACTOR												
ACTIVE CONSTRUCTION												
CONSTRUCTION CLOSEOUT												

### SCHOOL CHOICE ENHANCEMENT (SCEP)

#### CURRENT PHASE

#### COMPLETE

#### DELIVERED

Classroom rugs  
laptops  
EarthWalk Carts  
cable management  
HDMI to VGA adapter  
USB 3.0 Ethernet Adapter  
lenovo ThinkPad case  
kidney tables  
projectors  
document cameras  
logo mats  
media center furniture  
lobby furniture  
conference room furniture Saf

#### BUDGET

\$100,000

### MUSIC

#### SCOPE

COMPLETE 355 Instruments Delivered

#### TECHNOLOGY

#### SCOPE

COMPLETE 289 Items Delivered

#### TRAFFIC LIGHT INDICATOR OF VARIOUS RISK LEVELS



**HIGH:**  
Further analysis should be performed, if this risk still shows unacceptable or medium risk redesign and/or other changes should be introduced to reduce the criticality.

**MEDIUM:**  
The risk may be acceptable but redesign or other changes should be considered if reasonably practical.

**LOW:**  
The risk is low and further risk reducing measures are not necessary.

## Nova Dwight D. Eisenhower Elementary School



Address: 6501 SW 39 STREET, DAVIE 33314  
Location Num: 1271  
Board District: 6  
Board Member: Laurie Rich Levinson  
ADEFP Budget: \$1,275,000  
Total Facilities Budget (Sum of Projects): \$1,031,000

### PRIMARY RENOVATIONS P.002145 SMART Program Renovations

#### CURRENT PHASE

RISK LEVEL

#### HIRE CONTRACTOR



#### PROJECT UPDATE

Working with Procurement on the termination for convenience letter due to the CC-CMAR GMP coming in too high for final execution with this particular vendor. We will work with the contractor to hire as a CSMP to complete the work.

#### PROJECT SCOPE

Roofing Replacement at Buildings 3, 5 & 85. Aluminum Covered walkways repair. Electrical Improvements- Lighting at Canopies Buildings 6, 7 & 85. Fire Alarm System Replacement Media Center Improvements at Building 1. and ADA Restroom Renovation at Building 1 Room 146, 147.

#### BUDGET

	Current Budget	Actuals	Remaining Budget
Design	\$114,000	\$72,373	\$41,627
Construction	\$706,000	\$14,000	\$692,000
Construction Mgmt	\$161,600	\$95,049	\$66,551
Contingency	\$41,400	\$0	\$41,400
Consultants	\$8,000	\$5,258	\$2,742
<b>Project Total:</b>	<b>\$1,031,000</b>	<b>\$186,680</b>	<b>\$844,320</b>

#### FLAG:

PHASE	2015				2016				2017				2018				2019				2020				2021				2022				2023				2024				2025				2026			
	Q1	Q2	Q3	Q4	Q1	Q2	Q3	Q4	Q1	Q2	Q3	Q4	Q1	Q2	Q3	Q4	Q1	Q2	Q3	Q4	Q1	Q2	Q3	Q4	Q1	Q2	Q3	Q4	Q1	Q2	Q3	Q4	Q1	Q2	Q3	Q4	Q1	Q2	Q3	Q4	Q1	Q2	Q3	Q4				
PROJECT PLANNING																																																
HIRE DESIGNER																																																
PROJECT DESIGN																																																
HIRE CONTRACTOR																																																
ACTIVE CONSTRUCTION																																																
CONSTRUCTION CLOSEOUT																																																

### SCHOOL CHOICE ENHANCEMENT (SCEP)

#### CURRENT PHASE

#### IMPLEMENTATION

#### DELIVERED

Window wraps  
laptops  
Earthcarts  
cable management  
washer & dryer  
aiphone  
submaster & strike  
and morning show equipment

#### BUDGET

\$100,000

#### IN PROGRESS

Laptops  
earthwalk carts  
and cable management

### TECHNOLOGY



#### SCOPE

102 Items Delivered

#### TRAFFIC LIGHT INDICATOR OF VARIOUS RISK LEVELS



##### HIGH:

Further analysis should be performed, if this risk still shows unacceptable or medium risk redesign and or other changes should be introduced to reduce the criticality.

##### MEDIUM:

The risk may be acceptable but redesign or other changes should be considered if reasonably practical.

##### LOW:

The risk is low and further risk reducing measures are not necessary.

## Nova High School



Address: 3600 COLLEGE AVENUE, DAVIE 33314  
Location Num: 1281  
Board District: 6  
Board Member: Laurie Rich Levinson  
ADEFP Budget: \$32,939,745  
Total Facilities Budget (Sum of Projects): \$32,426,746

### PRIMARY RENOVATIONS P.001817 SMART Program Renovations

#### CURRENT PHASE

#### RISK LEVEL

#### ACTIVE CONSTRUCTION



#### PROJECT UPDATE

We received final inspections for buildings 1 and 32. Continued working in building 5 restrooms, contractor had to send some RFI's that are in the process of being answered. Also changed out the AHU in building 14 over the winter break. In December the Contractor turned over buildings 1,32,and the AC portion of building 14.

#### PROJECT SCOPE

Reroofing: Building2 01, 02, 06, 11, 12, 13, 14, 15, 16, 17, 18, 24, 32, 33, 34, & 37 HVAC Improvements: Buildings 01s 02, 05, 06, 11, 12, 13, 14, 15, 16, 17, 18, 25, 26, 32, 33, 34, & 37 Electrical Improvements Buildings 01, 02, 05, 06, 11, 12, 13, 14, 15, 16, 17, 18, 19, 25, 26, 32, 33, 34, 37, & 38 Fire Alarm Improvements Buildings 01, 02, 03, 04, 05, 06, 07, 08, 09, 10, 11, 12, 13, 14, 15, 16, 17, 18, 24, 25, 26, 27, 30, 31, 32, 33, 34, & 35 Fire Protection Improvements Buildings 03, 04, 05, 06, 08, 12, 16, 17, & 35

#### BUDGET

	Current Budget	Actuals	Remaining Budget
Design	\$1,663,078	\$1,398,332	\$264,746
Construction	\$22,393,059	\$14,745,516	\$7,647,543
FF&E and Technology	\$554,898	\$120,240	\$434,658
Direct Purchase	\$3,961,819	\$3,377,192	\$584,627
Construction Mgmt	\$2,337,823	\$2,337,823	\$0
Contingency	\$767,069	\$0	\$767,069
Consultants	\$86,000	\$67,253	\$18,747
Misc Construction	\$33,000	\$17,054	\$15,946
Utilities	\$30,000	\$0	\$30,000
<b>Project Total:</b>	<b>\$31,826,746</b>	<b>\$22,063,410</b>	<b>\$9,763,336</b>

#### FLAG:

PHASE	2015	2016	2017	2018	2019	2020	2021	2022	2023	2024	2025	2026
	Q1 Q2 Q3 Q4	Q1 Q2 Q3 Q4	Q1 Q2 Q3 Q4	Q1 Q2 Q3 Q4	Q1 Q2 Q3 Q4	Q1 Q2 Q3 Q4	Q1 Q2 Q3 Q4	Q1 Q2 Q3 Q4	Q1 Q2 Q3 Q4	Q1 Q2 Q3 Q4	Q1 Q2 Q3 Q4	Q1 Q2 Q3 Q4
PROJECT PLANNING												
HIRE DESIGNER												
PROJECT DESIGN												
HIRE CONTRACTOR												
ACTIVE CONSTRUCTION												
CONSTRUCTION CLOSEOUT												

#### TRAFFIC LIGHT INDICATOR OF VARIOUS RISK LEVELS



**HIGH:**  
Further analysis should be performed, if this risk still shows unacceptable or medium risk redesign and/or other changes should be introduced to reduce the criticality.

**MEDIUM:**  
The risk may be acceptable but redesign or other changes should be considered if reasonably practical.

**LOW:**  
The risk is low and further risk reducing measures are not necessary.

## Nova High School



Address: 3600 COLLEGE AVENUE, DAVIE 33314  
Location Num: 1281  
Board District: 6  
Board Member: Laurie Rich Levinson  
ADEFP Budget: \$32,939,745  
Total Facilities Budget (Sum of Projects): \$32,426,746

### PRIMARY RENOVATIONS P.002842 Modular Classrooms

#### CURRENT PHASE

RISK LEVEL

#### DESIGN



#### PROJECT UPDATE

Architect working on MEP / PO for Modular order in progress

#### PROJECT SCOPE

Modular Classrooms Swing Space for GOB

#### BUDGET

	Current Budget	Actuals	Remaining Budget
Construction	\$275,000	\$0	\$275,000
Construction Mgmt	\$50,000	\$0	\$50,000
Contingency	\$20,000	\$0	\$20,000
Consultants	\$5,000	\$0	\$5,000
Misc Construction	\$250,000	\$0	\$250,000
<b>Project Total:</b>	<b>\$600,000</b>	<b>\$0</b>	<b>\$600,000</b>

#### FLAG:

PHASE	2015	2016	2017	2018	2019	2020	2021	2022	2023	2024	2025	2026
	Q1 Q2 Q3 Q4	Q1 Q2 Q3 Q4	Q1 Q2 Q3 Q4	Q1 Q2 Q3 Q4	Q1 Q2 Q3 Q4	Q1 Q2 Q3 Q4	Q1 Q2 Q3 Q4	Q1 Q2 Q3 Q4	Q1 Q2 Q3 Q4	Q1 Q2 Q3 Q4	Q1 Q2 Q3 Q4	Q1 Q2 Q3 Q4
PROJECT PLANNING												
HIRE DESIGNER												
PROJECT DESIGN												
HIRE CONTRACTOR												
ACTIVE CONSTRUCTION												
CONSTRUCTION CLOSEOUT												

### SCHOOL CHOICE ENHANCEMENT (SCEP)

#### CURRENT PHASE

COMPLETE

#### DELIVERED

Laptops carts  
student laptops  
technology items  
printers  
active slates  
turf for the field enhancement  
scoreboards & Active Hubs

#### BUDGET

\$100,000

### ATHLETICS

✓ **SCOPE**  
COMPLETE Weight Room

### MUSIC

✓ **SCOPE**  
COMPLETE 502 Instruments Delivered

### TECHNOLOGY

✓ **SCOPE**  
COMPLETE 799 Items Delivered

#### TRAFFIC LIGHT INDICATOR OF VARIOUS RISK LEVELS



**HIGH:**  
Further analysis should be performed, if this risk still shows unacceptable or medium risk redesign and or other changes should be introduced to reduce the criticality.

**MEDIUM:**  
The risk may be acceptable but redesign or other changes should be considered if reasonably practical.

**LOW:**  
The risk is low and further risk reducing measures are not necessary.

## Nova Middle School



Address: 3602 COLLEGE AVENUE, DAVIE 33314  
Location Num: 1311  
Board District: 6  
Board Member: Laurie Rich Levinson  
ADEFP Budget: \$7,353,031  
Total Facilities Budget (Sum of Projects): \$6,840,031

### PRIMARY RENOVATIONS P.001898 SMART Program Renovations

#### CURRENT PHASE

RISK LEVEL

#### HIRE CONTRACTOR



#### PROJECT UPDATE

The Building Department issued a Letter of Recommendation (LOR) on 11/18/21. Working closely with the designer to send this project to advertisement.

#### PROJECT SCOPE

Re-roofing: Buildings 3, 4, 5, 7, 8, & 9. Exterior Painting: Buildings 7, 8, 9, 10, 30, 39, and partial 99 (305, 306). Roof Equipment tie-down: Buildings 3, 4, 5, 7, 8, 9, 30, 31, & 39. Art Room Renovation: Building 30. Conversion of Space for Music at Building 5. HVAC Improvements: Buildings 4, 5, 7, 8, & 30.

#### BUDGET

	Current Budget	Actuals	Remaining Budget
Design	\$230,000	\$136,254	\$93,746
Construction	\$5,335,000	\$3,601	\$5,331,399
Construction Mgmt	\$722,300	\$511,260	\$211,040
Contingency	\$340,000	\$0	\$340,000
Consultants	\$12,000	\$5,829	\$6,171
<b>Project Total:</b>	<b>\$6,639,300</b>	<b>\$656,944</b>	<b>\$5,982,356</b>

#### FLAG:

PHASE	2015	2016	2017	2018	2019	2020	2021	2022	2023	2024	2025	2026
	Q1 Q2 Q3 Q4	Q1 Q2 Q3 Q4	Q1 Q2 Q3 Q4	Q1 Q2 Q3 Q4	Q1 Q2 Q3 Q4	Q1 Q2 Q3 Q4	Q1 Q2 Q3 Q4	Q1 Q2 Q3 Q4	Q1 Q2 Q3 Q4	Q1 Q2 Q3 Q4	Q1 Q2 Q3 Q4	Q1 Q2 Q3 Q4
PROJECT PLANNING												
HIRE DESIGNER												
PROJECT DESIGN												
HIRE CONTRACTOR												
ACTIVE CONSTRUCTION												
CONSTRUCTION CLOSEOUT												

#### TRAFFIC LIGHT INDICATOR OF VARIOUS RISK LEVELS



**HIGH:**  
Further analysis should be performed, if this risk still shows unacceptable or medium risk redesign and or other changes should be introduced to reduce the criticality.

**MEDIUM:**  
The risk may be acceptable but redesign or other changes should be considered if reasonably practical.

**LOW:**  
The risk is low and further risk reducing measures are not necessary.

## Nova Middle School



Address: 3602 COLLEGE AVENUE, DAVIE 33314  
Location Num: 1311  
Board District: 6  
Board Member: Laurie Rich Levinson  
ADEFP Budget: \$7,353,031  
Total Facilities Budget (Sum of Projects): \$6,840,031

### PRIMARY RENOVATIONS P.002027 SMART Fire Sprinklers (Design)

#### CURRENT PHASE

RISK LEVEL

#### CONSTRUCTION CLOSEOUT



#### PROJECT UPDATE

Fire Sprinkler installation has been completed as part of the HS project.

#### PROJECT SCOPE

Fire sprinkler installation: Buildings 03, 04, 05, 08, 10, 35, & 36. Nova HS Buildings 05, 06, 12, 16, 17, & 23. This is being done as part of the Nova HS project since it is a shared facility.

#### BUDGET

	Current Budget	Actuals	Remaining Budget
Design	\$167,668	\$122,426	\$45,242
Construction Mgmt	\$33,063	\$33,056	\$7
<b>Project Total:</b>	<b>\$200,731</b>	<b>\$155,482</b>	<b>\$45,249</b>

#### FLAG:

PHASE	2015	2016	2017	2018	2019	2020	2021	2022	2023	2024	2025	2026
	Q1 Q2 Q3 Q4	Q1 Q2 Q3 Q4	Q1 Q2 Q3 Q4	Q1 Q2 Q3 Q4	Q1 Q2 Q3 Q4	Q1 Q2 Q3 Q4	Q1 Q2 Q3 Q4	Q1 Q2 Q3 Q4	Q1 Q2 Q3 Q4	Q1 Q2 Q3 Q4	Q1 Q2 Q3 Q4	Q1 Q2 Q3 Q4
PROJECT PLANNING												
HIRE DESIGNER												
PROJECT DESIGN												
ACTIVE CONSTRUCTION												

### PRIMARY RENOVATIONS P.002873 Roofing Building 3, 4, 5, 7, 8, 9 - SMART Program

#### CURRENT PHASE

RISK LEVEL

#### DESIGN



#### PROJECT UPDATE

12/13/21 - P.xx requested 12/16/21 - P.xx turned-in by District. Preparing 800a for HB Hoffman, Thornton & Decktight Requesting form Atkins to produce an estimate 12/17/21 - 800a going out for District's signatures 12/20/21 - 800a package sent to HB Hoffman, Thornton & Decktight

#### PROJECT SCOPE

Roofs carve-out, Bldgs. 3, 4, 5, 7, 8 & 9 and their associated Mechanical Rooftop units.

#### FLAG:

PHASE	2015	2016	2017	2018	2019	2020	2021	2022	2023	2024	2025	2026
	Q1 Q2 Q3 Q4	Q1 Q2 Q3 Q4	Q1 Q2 Q3 Q4	Q1 Q2 Q3 Q4	Q1 Q2 Q3 Q4	Q1 Q2 Q3 Q4	Q1 Q2 Q3 Q4	Q1 Q2 Q3 Q4	Q1 Q2 Q3 Q4	Q1 Q2 Q3 Q4	Q1 Q2 Q3 Q4	Q1 Q2 Q3 Q4
HIRE CONTRACTOR												
ACTIVE CONSTRUCTION												
CONSTRUCTION CLOSEOUT												

### SCHOOL CHOICE ENHANCEMENT (SCEP)

#### CURRENT PHASE

#### BUDGET

#### COMPLETE

\$100,000

#### DELIVERED

Teachers' chairs  
Laptops  
desktops  
think pads & Broadcasting system

### MUSIC

#### COMPLETE

#### SCOPE

68 Instruments Delivered

### TECHNOLOGY

#### COMPLETE

#### SCOPE

113 Items Delivered

#### TRAFFIC LIGHT INDICATOR OF VARIOUS RISK LEVELS



#### HIGH:

Further analysis should be performed, if this risk still shows unacceptable or medium risk redesign and/or other changes should be introduced to reduce the criticality.

#### MEDIUM:

The risk may be acceptable but redesign or other changes should be considered if reasonably practical.

#### LOW:

The risk is low and further risk reducing measures are not necessary.

## Oakland Park Elementary School



Address 936 NE 33 STREET, OAKLAND PARK 33334  
Location Num: 31  
Board District: 3  
Board Member: Sarah Leonardi  
ADEFP Budget: \$6,180,330  
Total Facilities Budget (Sum of Projects): \$5,762,330

### PRIMARY RENOVATIONS P.001895 SMART Program Renovations

#### CURRENT PHASE

RISK LEVEL

#### ACTIVE CONSTRUCTION



#### PROJECT UPDATE

No work has been preformed in the month of December

#### PROJECT SCOPE

Roof Replacement: Buildings 1, 2, 3, 4, 5, 6, 7, 8, 9, 10, 11 & 13. Replacement of Exterior Lighting: Campus-wide Roofing tile in selected areas Electrical Upgrades: Campus-wide (including the replacement of Switchgear and Distribution Panels and AHU's)

#### BUDGET

	Current Budget	Actuals	Remaining Budget
Design	\$240,000	\$209,853	\$30,147
Construction	\$3,717,364	\$2,602,357	\$1,115,007
FF&E and Technology	\$4,669	\$4,669	\$0
Direct Purchase	\$845,832	\$753,404	\$92,428
Construction Mgmt	\$633,856	\$577,803	\$56,053
Contingency	\$310,609	\$0	\$310,609
Consultants	\$10,000	\$4,392	\$5,608
<b>Project Total:</b>	<b>\$5,762,330</b>	<b>\$4,152,478</b>	<b>\$1,609,852</b>

#### FLAG:

PHASE	2015	2016	2017	2018	2019	2020	2021	2022	2023	2024	2025	2026
	Q1 Q2 Q3 Q4	Q1 Q2 Q3 Q4	Q1 Q2 Q3 Q4	Q1 Q2 Q3 Q4	Q1 Q2 Q3 Q4	Q1 Q2 Q3 Q4	Q1 Q2 Q3 Q4	Q1 Q2 Q3 Q4	Q1 Q2 Q3 Q4	Q1 Q2 Q3 Q4	Q1 Q2 Q3 Q4	Q1 Q2 Q3 Q4
PROJECT PLANNING												
HIRE DESIGNER												
PROJECT DESIGN												
HIRE CONTRACTOR												
ACTIVE CONSTRUCTION												
CONSTRUCTION CLOSEOUT												

### SCHOOL CHOICE ENHANCEMENT (SCEP)

#### CURRENT PHASE

#### IMPLEMENTATION

#### DELIVERED

Playground upgrades; replacing the sand with PIP and murals

#### BUDGET

\$100,000

#### IN PROGRESS

Carpet replacement for the media center (pending completion of media center renovations)

### MUSIC

#### SCOPE

1,655 Instruments Delivered

#### TECHNOLOGY

#### SCOPE

259 Items Delivered

#### TRAFFIC LIGHT INDICATOR OF VARIOUS RISK LEVELS



#### HIGH:

Further analysis should be performed, if this risk still shows unacceptable or medium risk redesign and/or other changes should be introduced to reduce the criticality.

#### MEDIUM:

The risk may be acceptable but redesign or other changes should be considered if reasonably practical.

#### LOW:

The risk is low and further risk reducing measures are not necessary.

## Oakridge Elementary School



Address: 1507 N 28 AVENUE, HOLLYWOOD 33020  
Location Num: 461  
Board District: 1  
Board Member: Ann Murray  
ADEFP Budget: \$5,471,860  
Total Facilities Budget (Sum of Projects): \$5,079,861

### PRIMARY RENOVATIONS P.001712 GOB Renovations

#### CURRENT PHASE

RISK LEVEL

#### ACTIVE CONSTRUCTION



#### PROJECT UPDATE

The contractor is remobilizing to the site in December to complete defective scope and to complete the remaining scope. Coordination with the school is on-going. At the current moment OAC is working on providing an updated milestone construction schedule. There are multiple submittals in process of been approved, ASI 17 which is the revise drawing to identify location of walls affected by asbestos, another will be the exterior louver shop drawings which is in on the contractor queue. Moreover, we had the architect and engineer of record met with us at the school to verify and inspect the work in place, with that been said they created a deficiency list which included mechanical and building deficiencies. Soon after we met with OAC to start working on the list and some items that were critical, for example the AC in room 601, a temporary fix to secure the classroom's louvers and start working on two AHU's units.

#### PROJECT SCOPE

ADA Restroom: Building 2 Electrical System Renovation: Buildings 1, 2, 3, 4, 5, 6, 7, 8, 9, & 11 Exterior Aluminum Windows: Buildings 1, & 2 Exterior Doors and Hardware: Buildings 1, 2, 4, & 5 Fire Alarm: Buildings 1, 2, 3, 4, 5, 6, 7, 8, 9, 10, 11 & 12 HVAC System Replacement: Buildings 1, 2, 3, 4, 5, 6, 7, 8, 9, & 11 HVAC Controls: Building 12 Interior Finishes & Improvements: Buildings 1, 2, & 11 Kitchen Restoration: Building 2 Masonry (Wall Infill): Building 2 Media Center Improvements: Building 11 Plumbing: Building 2 Re-Roofing: Buildings 1, 2, 4, 5, 6, 7, 8, 9, & 10 Sitework (Fence; Landscaping; etc): Building 2

#### BUDGET

	Current Budget	Actuals	Remaining Budget
Design	\$441,090	\$365,401	\$75,689
Construction	\$3,849,337	\$2,033,299	\$1,816,038
FF&E and Technology	\$98,410	\$57,269	\$41,141
Direct Purchase	\$268,672	\$103,200	\$165,472
Construction Mgmt	\$363,956	\$408,423	(\$44,467)
Contingency	\$33,095	\$0	\$33,095
Consultants	\$25,301	\$25,161	\$140
<b>Project Total:</b>	<b>\$5,079,861</b>	<b>\$2,992,753</b>	<b>\$2,087,108</b>

#### FLAG:

PHASE	2015	2016	2017	2018	2019	2020	2021	2022	2023	2024	2025	2026
	Q1 Q2 Q3 Q4	Q1 Q2 Q3 Q4	Q1 Q2 Q3 Q4	Q1 Q2 Q3 Q4	Q1 Q2 Q3 Q4	Q1 Q2 Q3 Q4	Q1 Q2 Q3 Q4	Q1 Q2 Q3 Q4	Q1 Q2 Q3 Q4	Q1 Q2 Q3 Q4	Q1 Q2 Q3 Q4	Q1 Q2 Q3 Q4
PROJECT PLANNING												
HIRE DESIGNER												
PROJECT DESIGN												
HIRE CONTRACTOR												
ACTIVE CONSTRUCTION												
CONSTRUCTION CLOSEOUT												

### SCHOOL CHOICE ENHANCEMENT (SCEP)

#### CURRENT PHASE

COMPLETE

#### DELIVERED

Marquee letters  
classroom carpets  
vacuums  
wax machine  
printers  
testing kits  
iPad tablets & Recordex

#### BUDGET

\$100,000

### MUSIC

#### SCOPE

184 Instruments Delivered

#### TECHNOLOGY

#### SCOPE

455 Items Delivered

#### TRAFFIC LIGHT INDICATOR OF VARIOUS RISK LEVELS



**HIGH:**  
Further analysis should be performed, if this risk still shows unacceptable or medium risk redesign and or other changes should be introduced to reduce the criticality.

**MEDIUM:**  
The risk may be acceptable but redesign or other changes should be considered if reasonably practical.

**LOW:**  
The risk is low and further risk reducing measures are not necessary.

## Olsen Middle School



Address: 330 SE 11 TERRACE, DANIA 33004  
Location Num: 471  
Board District: 1  
Board Member: Ann Murray  
ADEFP Budget: \$11,578,315  
Total Facilities Budget (Sum of Projects): \$11,054,315

### PRIMARY RENOVATIONS P.001955 SMART Program Renovations

#### CURRENT PHASE

RISK LEVEL

#### ACTIVE CONSTRUCTION



#### PROJECT UPDATE

The contractor continues the submittal process. The mechanical work is ongoing for the Air handler Units in Buildings 3 & 4 (AHU 3-1, 3-2, 4-1, 4-2, & 4-3.) Tapping for temporary chiller line occurred during Winter Break as well as roofing with minimal drain line adherence.

#### PROJECT SCOPE

Demolition of Buildings 20-29 at old Olsen MS and restoration of the site. Re-roofing of Building 1-18, Media Center Renovation, Safety, and Security Improvements & HVAC Improvements consisting of AHU, duct heaters, circulation pumps, ext. Building improvement consists of new door hardware throughout various buildings, new windows in the Building 5 store.

#### BUDGET

	Current Budget	Actuals	Remaining Budget
Design	\$497,724	\$409,800	\$87,924
Construction	\$7,635,630	\$1,090,060	\$6,545,570
Direct Purchase	\$1,557,895	\$1,047,464	\$510,431
Construction Mgmt	\$825,000	\$810,485	\$14,515
Contingency	\$483,066	\$0	\$483,066
Consultants	\$55,000	\$45,688	\$9,312
<b>Project Total:</b>	<b>\$11,054,315</b>	<b>\$3,403,497</b>	<b>\$7,650,818</b>

#### FLAG:

PHASE	2015	2016	2017	2018	2019	2020	2021	2022	2023	2024	2025	2026
	Q1 Q2 Q3 Q4	Q1 Q2 Q3 Q4	Q1 Q2 Q3 Q4	Q1 Q2 Q3 Q4	Q1 Q2 Q3 Q4	Q1 Q2 Q3 Q4	Q1 Q2 Q3 Q4	Q1 Q2 Q3 Q4	Q1 Q2 Q3 Q4	Q1 Q2 Q3 Q4	Q1 Q2 Q3 Q4	Q1 Q2 Q3 Q4
PROJECT PLANNING												
HIRE DESIGNER												
PROJECT DESIGN												
HIRE CONTRACTOR												
ACTIVE CONSTRUCTION												
CONSTRUCTION CLOSEOUT												

### SCHOOL CHOICE ENHANCEMENT (SCEP)

#### CURRENT PHASE

COMPLETE

#### DELIVERED

Laptops  
computer carts  
printers  
student desks & chairs

#### BUDGET

\$100,000

### TECHNOLOGY

✓  
COMPLETE

#### SCOPE

307 Items Delivered

#### TRAFFIC LIGHT INDICATOR OF VARIOUS RISK LEVELS



**HIGH:**  
Further analysis should be performed, if this risk still shows unacceptable or medium risk redesign and or other changes should be introduced to reduce the criticality.

**MEDIUM:**  
The risk may be acceptable but redesign or other changes should be considered if reasonably practical.

**LOW:**  
The risk is low and further risk reducing measures are not necessary.

## Oriole Elementary School



Address: 3081 NW 39 STREET, LAUDERDALE LAKES 33309  
Location Num: 1831  
Board District: 5  
Board Member: Dr. Rosalind Osgood  
ADEFP Budget: \$3,568,000  
Total Facilities Budget (Sum of Projects): \$7,166,974

### PRIMARY RENOVATIONS P.001970 SMART Program Renovations

#### CURRENT PHASE

RISK LEVEL

#### HIRE CONTRACTOR



#### PROJECT UPDATE

Construction Schedule and SOV are under review with AECOM, three submittals are in AE's court.

#### PROJECT SCOPE

ADA Restrooms: ADA Compliance Renovation to Room Numbers: 101h, 108, 109, 115, 116, 128a, 129a, 152, 153, 198a & 301a. HVAC Improvements; Buildings 1 & 75 HVAC Installation: Complete Kitchen Media Center Improvements New Fire Alarm System Reroofing: Buildings 1, 2 & 75 Fire Sprinklers Bldg. 1

#### BUDGET

	Current Budget	Actuals	Remaining Budget
Design	\$376,500	\$257,247	\$119,253
Construction	\$5,671,470	\$3,265	\$5,668,205
FF&E and Technology	\$9,461	\$9,461	\$0
Construction Mgmt	\$741,000	\$468,429	\$272,571
Contingency	\$351,543	\$0	\$351,543
Consultants	\$10,000	\$8,408	\$1,592
Utilities	\$7,000	\$0	\$7,000
<b>Project Total:</b>	<b>\$7,166,974</b>	<b>\$746,810</b>	<b>\$6,420,164</b>

#### FLAG: BUDGET, Reason: Budget Adjustment

PHASE	2015	2016	2017	2018	2019	2020	2021	2022	2023	2024	2025	2026
	Q1 Q2 Q3 Q4	Q1 Q2 Q3 Q4	Q1 Q2 Q3 Q4	Q1 Q2 Q3 Q4	Q1 Q2 Q3 Q4	Q1 Q2 Q3 Q4	Q1 Q2 Q3 Q4	Q1 Q2 Q3 Q4	Q1 Q2 Q3 Q4	Q1 Q2 Q3 Q4	Q1 Q2 Q3 Q4	Q1 Q2 Q3 Q4
PROJECT PLANNING												
HIRE DESIGNER												
PROJECT DESIGN												
HIRE CONTRACTOR												
ACTIVE CONSTRUCTION												
CONSTRUCTION CLOSEOUT												

#### SCHOOL CHOICE ENHANCEMENT (SCEP)

##### CURRENT PHASE

##### COMPLETE

##### DELIVERED

Classroom rugs  
student tables & chairs  
two-way radios  
projectors  
outdoor mats  
teachers chairs  
cafeteria sound system  
cone safety  
vests  
storage carts  
reflective parking lot post  
signs  
murals

##### BUDGET

\$100,000

##### IN PROGRESS

window wraps  
headphones  
laptops

#### TECHNOLOGY



##### SCOPE

328 Items Delivered

#### TRAFFIC LIGHT INDICATOR OF VARIOUS RISK LEVELS



**HIGH:**  
Further analysis should be performed, if this risk still shows unacceptable or medium risk redesign and or other changes should be introduced to reduce the criticality.

**MEDIUM:**  
The risk may be acceptable but redesign or other changes should be considered if reasonably practical.

**LOW:**  
The risk is low and further risk reducing measures are not necessary.

## Palm Cove Elementary School



Address: 11601 WASHINGTON STREET, PEMBROKE PINES 33025  
Location Num: 3311  
Board District: 2  
Board Member: Patricia Good  
ADEFP Budget: \$3,968,659  
Total Facilities Budget (Sum of Projects): \$3,530,659

### PRIMARY RENOVATIONS P.001885 SMART Program Renovations

#### CURRENT PHASE

RISK LEVEL

#### CONSTRUCTION CLOSEOUT



#### PROJECT UPDATE

This project received substantial completion on 12/19/2021. All change orders and GC invoices have been paid off. The final Release of Retainage / final Change Order was approved during the RSBM on 3/3/2020. The site walkthrough has been completed. The AE's final invoice has been approved and the purchase orders were closed out. Closeout Documents were turned over to the district on 8/31/2021 and closeout documents were turned over to the school on 9/29/2021.

#### PROJECT SCOPE

Site: Aluminum Covered Walkways Reroofing: Buildings 1, 2, 3, 4, 6, 7, 8, 10 Aluminum Windows: Building 1, 2, 4, 6, 7 Exterior Soffit: Building 2 Metal Exterior Door: Buildings 11 & 12 Metal Panel: Buildings 11 & 12 Exterior Painting: Building 12 HVAC Improvements: Buildings 1 (Roof Condenser and Test & Balance), 2 (Exhaust Hoods and Test & Balance), 3 (Test & Balance), 4 (Test & Balance), 5 (Test & Balance), 6 (Test & Balance), 7 (Roof Condenser, Large Diameter Exhaust Hoods, and Test & Balance), 8 (Condenser & Chiller), 9 (Test & Balance), & 12 (Window A/C)

#### BUDGET

	Current Budget	Actuals	Remaining Budget
Design	\$276,921	\$270,973	\$5,948
Construction	\$2,790,846	\$2,790,646	\$200
Construction Mgmt	\$388,300	\$388,300	\$0
Contingency	\$73,921	\$0	\$73,921
Consultants	\$671	\$671	\$0
<b>Project Total:</b>	<b>\$3,530,659</b>	<b>\$3,450,590</b>	<b>\$80,069</b>

#### FLAG:

PHASE	2015	2016	2017	2018	2019	2020	2021	2022	2023	2024	2025	2026
	Q1 Q2 Q3 Q4	Q1 Q2 Q3 Q4	Q1 Q2 Q3 Q4	Q1 Q2 Q3 Q4	Q1 Q2 Q3 Q4	Q1 Q2 Q3 Q4	Q1 Q2 Q3 Q4	Q1 Q2 Q3 Q4	Q1 Q2 Q3 Q4	Q1 Q2 Q3 Q4	Q1 Q2 Q3 Q4	Q1 Q2 Q3 Q4
PROJECT PLANNING												
HIRE DESIGNER												
PROJECT DESIGN												
HIRE CONTRACTOR												
ACTIVE CONSTRUCTION												
CONSTRUCTION CLOSEOUT												

### SCHOOL CHOICE ENHANCEMENT (SCEP)

#### CURRENT PHASE

IMPLEMENTATION

#### DELIVERED

Projector  
Aiphone (including strike) at the SPE, cafeteria sound system & murals

#### BUDGET

\$100,000

### MUSIC

#### SCOPE

COMPLETE 308 Instruments Delivered

### TECHNOLOGY

#### SCOPE

COMPLETE 336 Items Delivered

#### TRAFFIC LIGHT INDICATOR OF VARIOUS RISK LEVELS



**HIGH:**  
Further analysis should be performed, if this risk still shows unacceptable or medium risk redesign and or other changes should be introduced to reduce the criticality.

**MEDIUM:**  
The risk may be acceptable but redesign or other changes should be considered if reasonably practical.

**LOW:**  
The risk is low and further risk reducing measures are not necessary.

## Palmview Elementary School



Address: 2601 NE 1 AVENUE, POMPANO BEACH 33064  
Location Num: 1131  
Board District: 7  
Board Member: Nora Rupert  
ADEFP Budget: \$4,379,000  
Total Facilities Budget (Sum of Projects): \$3,952,000

### PRIMARY RENOVATIONS P.002084 SMART Program Renovations

#### CURRENT PHASE

RISK LEVEL

#### DESIGN



#### PROJECT UPDATE

AECOM made 12/14/21 meeting with stakeholders to review A/E progress on roof review of As Builts and re-roofing calculations. A/E advised that their calculations showed a concern for Building 1 roof safety, and A/E requested a 3rd party make further investigation of the Building 1. On 12/16/21 WJE visited the site with A/E and AECOM roof consultant, and with non destructive investigation, parties observed several columns that had been reinforced. Roof consultant took field roof sample to determine PSF weight. WJE to issue field visit memo. A/E to revise 46 page calculations memo. A/E submitted revised Additional Services proposal for reinforcing existing structures related to re-roofing after Building Dept. issued roof live load clarification memo. Project Manager reviewed proposal and supports Use of Allowances Supplemental balance.

#### PROJECT SCOPE

Re-roofing: Buildings 1, & 2. HVAC Component Replacement: Buildings 1 and 8 and Duct Heaters: Building 2. Test & Balance: Buildings 1, 2, and 80. Media Center Renovations: Building 1. ADA Restrooms Renovation: Building 1.

#### BUDGET

	Current Budget	Actuals	Remaining Budget
Design	\$350,000	\$219,199	\$130,801
Construction	\$2,810,400	\$0	\$2,810,400
Construction Mgmt	\$556,400	\$485,791	\$70,609
Contingency	\$217,200	\$0	\$217,200
Consultants	\$10,000	\$5,595	\$4,405
Utilities	\$8,000	\$0	\$8,000
<b>Project Total:</b>	<b>\$3,952,000</b>	<b>\$710,585</b>	<b>\$3,241,415</b>

#### FLAG:

PHASE	2015	2016	2017	2018	2019	2020	2021	2022	2023	2024	2025	2026
	Q1 Q2 Q3 Q4	Q1 Q2 Q3 Q4	Q1 Q2 Q3 Q4	Q1 Q2 Q3 Q4	Q1 Q2 Q3 Q4	Q1 Q2 Q3 Q4	Q1 Q2 Q3 Q4	Q1 Q2 Q3 Q4	Q1 Q2 Q3 Q4	Q1 Q2 Q3 Q4	Q1 Q2 Q3 Q4	Q1 Q2 Q3 Q4
PROJECT PLANNING												
HIRE DESIGNER												
PROJECT DESIGN												
HIRE CONTRACTOR												
ACTIVE CONSTRUCTION												
CONSTRUCTION CLOSEOUT												

#### SCHOOL CHOICE ENHANCEMENT (SCEP)

##### CURRENT PHASE

PLANNING/DESIGN

##### BUDGET

\$100,000

##### IN PROGRESS

Kick-off meeting is being scheduled

#### TECHNOLOGY

✓  
COMPLETE

##### SCOPE

599 Items Delivered

#### TRAFFIC LIGHT INDICATOR OF VARIOUS RISK LEVELS



**HIGH:**  
Further analysis should be performed, if this risk still shows unacceptable or medium risk redesign and/or other changes should be introduced to reduce the criticality.

**MEDIUM:**  
The risk may be acceptable but redesign or other changes should be considered if reasonably practical.

**LOW:**  
The risk is low and further risk reducing measures are not necessary.

## Panther Run Elementary School



Address: 801 NW 172 AVENUE, PEMBROKE PINES 33029  
Location Num: 3571  
Board District: 2  
Board Member: Patricia Good  
ADEFP Budget: \$4,017,970  
Total Facilities Budget (Sum of Projects): \$3,531,929

### PRIMARY RENOVATIONS P.002069 SMART Program Renovations

#### CURRENT PHASE

RISK LEVEL

#### CONSTRUCTION CLOSEOUT



#### PROJECT UPDATE

The project was substantially completed on 6/21/2021. The project was approved by the Board during the August 2021 RSBM and the Certificate of Final Inspection (Form 209) was completed on 8/24/2021. Closeout Binders were turned over to the school on 12/15/2021. The warranty walkthrough is scheduled for 12/15/2021.

#### PROJECT SCOPE

HVAC Improvement, Controls, Chiller Pumps. Re-roofing: Buildings 1 & 3 Joint Sealant Repair and Brick Restoration

#### BUDGET

	Current Budget	Actuals	Remaining Budget
Design	\$173,500	\$124,356	\$49,144
Construction	\$2,369,065	\$2,369,226	(\$161)
Direct Purchase	\$514,022	\$514,022	\$0
Construction Mgmt	\$391,927	\$193,908	\$198,019
Contingency	\$80,465	\$0	\$80,465
Consultants	\$2,950	\$2,950	\$0
<b>Project Total:</b>	<b>\$3,531,929</b>	<b>\$3,204,462</b>	<b>\$327,467</b>

#### FLAG:

PHASE	2015	2016	2017	2018	2019	2020	2021	2022	2023	2024	2025	2026
	Q1 Q2 Q3 Q4	Q1 Q2 Q3 Q4	Q1 Q2 Q3 Q4	Q1 Q2 Q3 Q4	Q1 Q2 Q3 Q4	Q1 Q2 Q3 Q4	Q1 Q2 Q3 Q4	Q1 Q2 Q3 Q4	Q1 Q2 Q3 Q4	Q1 Q2 Q3 Q4	Q1 Q2 Q3 Q4	Q1 Q2 Q3 Q4
PROJECT PLANNING												
HIRE DESIGNER												
PROJECT DESIGN												
HIRE CONTRACTOR												
ACTIVE CONSTRUCTION												
CONSTRUCTION CLOSEOUT												

### SCHOOL CHOICE ENHANCEMENT (SCEP)

#### CURRENT PHASE

IMPLEMENTATION

#### DELIVERED

Two-way radios  
Aiphone  
TV  
ActivPanels prometean boards

#### BUDGET

\$100,000

#### IN PROGRESS

Digital marquee  
laptops  
desktops  
Recorderx  
TV wall mount

### MUSIC

#### SCOPE

272 Instruments Delivered

#### TECHNOLOGY

#### SCOPE

213 Items Delivered

#### TRAFFIC LIGHT INDICATOR OF VARIOUS RISK LEVELS



**HIGH:**  
Further analysis should be performed, if this risk still shows unacceptable or medium risk redesign and/or other changes should be introduced to reduce the criticality.

**MEDIUM:**  
The risk may be acceptable but redesign or other changes should be considered if reasonably practical.

**LOW:**  
The risk is low and further risk reducing measures are not necessary.

## Park Lakes Elementary School



Address: 3925 NORTH STATE ROAD 7, LAUDERDALE LAKES 33319  
Location Num: 3761  
Board District: 5  
Board Member: Dr. Rosalind Osgood  
ADEFP Budget: \$1,316,000  
Total Facilities Budget (Sum of Projects): \$774,001

### PRIMARY RENOVATIONS P.001988 SMART Program Renovations

#### CURRENT PHASE

RISK LEVEL

#### CONSTRUCTION CLOSEOUT



#### PROJECT UPDATE

Final inspections were passed on 7/30/2021. This project received substantial completion on 8/26/2021. All change orders were approved by CORP. Change order number two will be going to the Board in December for approval. This project will be going to the Board of Final Release/ Final Change / Final Acceptance in February.

#### PROJECT SCOPE

Art and Music Room Renovations: Building 1 Roof Replacement: Buildings 78 & 80 Equipment Rooftop Tie-downs: Building 1, 2, & 4.

#### BUDGET

	Current Budget	Actuals	Remaining Budget
Design	\$111,000	\$70,948	\$40,052
Construction	\$448,983	\$435,339	\$13,644
FF&E and Technology	\$16,500	\$4,588	\$11,912
Construction Mgmt	\$116,102	\$116,102	\$0
Contingency	\$79,841	\$0	\$79,841
Consultants	\$1,575	\$0	\$1,575
<b>Project Total:</b>	<b>\$774,001</b>	<b>\$626,977</b>	<b>\$147,024</b>

#### FLAG:

PHASE	2015	2016	2017	2018	2019	2020	2021	2022	2023	2024	2025	2026
	Q1 Q2 Q3 Q4	Q1 Q2 Q3 Q4	Q1 Q2 Q3 Q4	Q1 Q2 Q3 Q4	Q1 Q2 Q3 Q4	Q1 Q2 Q3 Q4	Q1 Q2 Q3 Q4	Q1 Q2 Q3 Q4	Q1 Q2 Q3 Q4	Q1 Q2 Q3 Q4	Q1 Q2 Q3 Q4	Q1 Q2 Q3 Q4
PROJECT PLANNING												
HIRE DESIGNER												
PROJECT DESIGN												
HIRE CONTRACTOR												
ACTIVE CONSTRUCTION												
CONSTRUCTION CLOSEOUT												

### SCHOOL CHOICE ENHANCEMENT (SCEP)

#### CURRENT PHASE

COMPLETE

#### DELIVERED

Outdoor Benches  
digital marquee & K-2 & 3-5 playground structures

#### BUDGET

\$100,000

### MUSIC

#### SCOPE

208 Instruments Delivered

### TECHNOLOGY

#### SCOPE

633 Items Delivered

#### TRAFFIC LIGHT INDICATOR OF VARIOUS RISK LEVELS



**HIGH:**  
Further analysis should be performed, if this risk still shows unacceptable or medium risk redesign and or other changes should be introduced to reduce the criticality.

**MEDIUM:**  
The risk may be acceptable but redesign or other changes should be considered if reasonably practical.

**LOW:**  
The risk is low and further risk reducing measures are not necessary.

## Park Ridge Elementary School



Address: 5200 NE 9 AVENUE, DEERFIELD BEACH 33064  
Location Num: 1951  
Board District: 7  
Board Member: Nora Rupert  
ADEFP Budget: \$3,963,309  
Total Facilities Budget (Sum of Projects): \$4,463,697

### PRIMARY RENOVATIONS P.001844 SMART Program Renovations

#### CURRENT PHASE

RISK LEVEL

#### ACTIVE CONSTRUCTION



#### PROJECT UPDATE

LEGO Construction was awarded this project at the December Board. Since the project already has a permit, an NTP needs to be acquired to begin construction, which is expected to begin in January.

#### PROJECT SCOPE

Exterior Painting: Buildings 3 & 5 Fire Alarm Replacement: Campus-wide Mechanical Improvements: Buildings 1, 2, 3 & 75 Media Center & ADA Restrooms  
Renovation: Building 1 Reroofing: Buildings 1, 2, 3 & 4

#### BUDGET

	Current Budget	Actuals	Remaining Budget
Design	\$191,500	\$130,290	\$61,210
Construction	\$3,648,140	\$56,606	\$3,591,534
Construction Mgmt	\$370,000	\$284,423	\$85,577
Contingency	\$246,057	\$0	\$246,057
Consultants	\$8,000	\$5,552	\$2,448
<b>Project Total:</b>	<b>\$4,463,697</b>	<b>\$476,871</b>	<b>\$3,986,826</b>

#### FLAG: BUDGET, Reason: Budget Adjustment

PHASE	2015				2016				2017				2018				2019				2020				2021				2022				2023				2024				2025				2026			
	Q1	Q2	Q3	Q4	Q1	Q2	Q3	Q4	Q1	Q2	Q3	Q4	Q1	Q2	Q3	Q4	Q1	Q2	Q3	Q4	Q1	Q2	Q3	Q4	Q1	Q2	Q3	Q4	Q1	Q2	Q3	Q4	Q1	Q2	Q3	Q4	Q1	Q2	Q3	Q4	Q1	Q2	Q3	Q4				
PROJECT PLANNING																																																
HIRE DESIGNER																																																
PROJECT DESIGN																																																
HIRE CONTRACTOR																																																
ACTIVE CONSTRUCTION																																																
CONSTRUCTION CLOSEOUT																																																

### SCHOOL CHOICE ENHANCEMENT (SCEP)

#### CURRENT PHASE

#### IMPLEMENTATION

#### BUDGET

\$100,000

#### IN PROGRESS

Laptops  
ThinkCentre M920z  
ThinkCentre M720q  
EarthWalk cart  
cable management  
mini HDMI to VGA  
HDMI to VGA adapter  
UltraSlim USB DVD burner  
Promethean boards  
Promethean board stands  
Recordex simplicity doc cameras  
window wraps

### MUSIC



COMPLETE

#### SCOPE

304 Instruments Delivered

### TECHNOLOGY



COMPLETE

#### SCOPE

216 Items Delivered

#### TRAFFIC LIGHT INDICATOR OF VARIOUS RISK LEVELS



#### HIGH:

Further analysis should be performed, if this risk still shows unacceptable or medium risk redesign and or other changes should be introduced to reduce the criticality.

#### MEDIUM:

The risk may be acceptable but redesign or other changes should be considered if reasonably practical.

#### LOW:

The risk is low and further risk reducing measures are not necessary.

## Park Springs Elementary School



Address: 800 NW 66 TERRACE, CORAL SPRINGS 33067  
Location Num: 3171  
Board District: 4  
Board Member: Lori Alhadeff  
ADEFP Budget: \$5,601,000  
Total Facilities Budget (Sum of Projects): \$5,021,000

### PRIMARY RENOVATIONS P.002062 SMART Program Renovations

#### CURRENT PHASE

RISK LEVEL

#### DESIGN



#### PROJECT UPDATE

Letter of Recommendation for Permit (LOR) was issued on 12/16/21.

#### PROJECT SCOPE

Re-roofing: Buildings 1, 2, 3, 4, 5, 6, 8, 9, & 10. Exterior Door Hardware Replacement: Buildings 1, 2, 3, 4, 5, 6, & 8. Fire Sprinklers: Building 2. HVAC System Replacement: Buildings 1, 2, 3, 4, 5, & 6. Replace exterior cooling tower. New DDC control system. Music Room and Art Lab Renovation: Building 2 New Foundation and Pad for Cooling Tower. Fire Alarm Voice Evacuation System Replacement: Campus-wide.

#### BUDGET

	Current Budget	Actuals	Remaining Budget
Design	\$435,000	\$229,187	\$205,813
Construction	\$3,408,670	\$0	\$3,408,670
Construction Mgmt	\$882,530	\$665,590	\$216,940
Contingency	\$273,800	\$0	\$273,800
Consultants	\$11,000	\$7,221	\$3,779
Utilities	\$10,000	\$0	\$10,000
<b>Project Total:</b>	<b>\$5,021,000</b>	<b>\$901,998</b>	<b>\$4,119,002</b>

#### FLAG:

PHASE	2015	2016	2017	2018	2019	2020	2021	2022	2023	2024	2025	2026
	Q1 Q2 Q3 Q4	Q1 Q2 Q3 Q4	Q1 Q2 Q3 Q4	Q1 Q2 Q3 Q4	Q1 Q2 Q3 Q4	Q1 Q2 Q3 Q4	Q1 Q2 Q3 Q4	Q1 Q2 Q3 Q4	Q1 Q2 Q3 Q4	Q1 Q2 Q3 Q4	Q1 Q2 Q3 Q4	Q1 Q2 Q3 Q4
PROJECT PLANNING												
HIRE DESIGNER												
PROJECT DESIGN												
HIRE CONTRACTOR												
ACTIVE CONSTRUCTION												
CONSTRUCTION CLOSEOUT												

### SCHOOL CHOICE ENHANCEMENT (SCEP)

#### CURRENT PHASE

#### COMPLETE

#### DELIVERED

Floor scrubber  
murals  
laptop computers  
K-2 playground upgrade  
file cabinets

#### BUDGET

\$100,000

#### IN PROGRESS

Office furniture

### MUSIC

#### COMPLETE

#### SCOPE

#### TECHNOLOGY

#### COMPLETE

#### SCOPE

#### TECHNOLOGY

#### COMPLETE

#### SCOPE

#### TECHNOLOGY

#### COMPLETE

#### SCOPE

#### TECHNOLOGY

#### COMPLETE

#### SCOPE

#### TECHNOLOGY

#### COMPLETE

#### SCOPE

#### TECHNOLOGY

#### COMPLETE

#### SCOPE

#### TECHNOLOGY

#### COMPLETE

#### SCOPE

#### TECHNOLOGY

#### COMPLETE

#### SCOPE

#### TECHNOLOGY

#### COMPLETE

#### SCOPE

#### TECHNOLOGY

#### TRAFFIC LIGHT INDICATOR OF VARIOUS RISK LEVELS



#### HIGH:

Further analysis should be performed, if this risk still shows unacceptable or medium risk redesign and/or other changes should be introduced to reduce the criticality.

#### MEDIUM:

The risk may be acceptable but redesign or other changes should be considered if reasonably practical.

#### LOW:

The risk is low and further risk reducing measures are not necessary.

## Park Trails Elementary School



Address: 10700 TRAILS END, PARKLAND 33076  
Location Num: 3781  
Board District: 4  
Board Member: Lori Alhadeff  
ADEFP Budget: \$5,309,557  
Total Facilities Budget (Sum of Projects): \$3,584,690

### PRIMARY RENOVATIONS P.002116 SMART Program Renovations

#### CURRENT PHASE

RISK LEVEL

#### ACTIVE CONSTRUCTION



#### PROJECT UPDATE

The roofing work and the parapet coping are 95% completed. The new curbs have been installed.

#### PROJECT SCOPE

Re-roofing: Building 1 Fire Alarm Improvements: Campus-wide HVAC Improvements; 3 New Mini Split AC Units for IT Rooms in Building 1 Conversion of Existing Space to Music and/or Art Lab(s) Music Room & Art Room Renovations

#### BUDGET

	Current Budget	Actuals	Remaining Budget
Design	\$222,500	\$137,169	\$85,331
Construction	\$2,439,987	\$1,116,609	\$1,323,378
Direct Purchase	\$215,200	\$0	\$215,200
Construction Mgmt	\$365,200	\$229,390	\$135,810
Contingency	\$326,803	\$0	\$326,803
Consultants	\$15,000	\$6,315	\$8,685
<b>Project Total:</b>	<b>\$3,584,690</b>	<b>\$1,489,483</b>	<b>\$2,095,207</b>

#### FLAG:

PHASE	2015	2016	2017	2018	2019	2020	2021	2022	2023	2024	2025	2026
	Q1 Q2 Q3 Q4	Q1 Q2 Q3 Q4	Q1 Q2 Q3 Q4	Q1 Q2 Q3 Q4	Q1 Q2 Q3 Q4	Q1 Q2 Q3 Q4	Q1 Q2 Q3 Q4	Q1 Q2 Q3 Q4	Q1 Q2 Q3 Q4	Q1 Q2 Q3 Q4	Q1 Q2 Q3 Q4	Q1 Q2 Q3 Q4
PROJECT PLANNING												
HIRE DESIGNER												
PROJECT DESIGN												
HIRE CONTRACTOR												
ACTIVE CONSTRUCTION												
CONSTRUCTION CLOSEOUT												

### SCHOOL CHOICE ENHANCEMENT (SCEP)

#### CURRENT PHASE

IMPLEMENTATION

#### BUDGET

\$100,000

#### IN PROGRESS

Coordinating proposals

### MUSIC

#### SCOPE

COMPLETE 263 Instruments Delivered

#### TECHNOLOGY

#### SCOPE

COMPLETE 867 Items Delivered

#### TRAFFIC LIGHT INDICATOR OF VARIOUS RISK LEVELS



#### HIGH:

Further analysis should be performed, if this risk still shows unacceptable or medium risk redesign and or other changes should be introduced to reduce the criticality.

#### MEDIUM:

The risk may be acceptable but redesign or other changes should be considered if reasonably practical.

#### LOW:

The risk is low and further risk reducing measures are not necessary.

## Parkside Elementary School



Address: 10257 NW 29 STREET, CORAL SPRINGS 33065  
Location Num: 3631  
Board District: 4  
Board Member: Lori Alhadeff  
ADEFP Budget: \$1,268,000  
Total Facilities Budget (Sum of Projects): \$2,505,175

### PRIMARY RENOVATIONS P.002082 SMART Program Renovations

#### CURRENT PHASE

RISK LEVEL

#### ACTIVE CONSTRUCTION



#### PROJECT UPDATE

Pending T&B report to RGD. Roof Binder approved and roof permit is forwarded to GC. Roof equipment's inspection by PPO in progress Roof work on Bldg 1 in progress. Bond 7 Insurance pay application is progress. Bldg. 1 upper roof in progress

#### PROJECT SCOPE

Reroofing: Buildings 1 & 2 Test and Balance: Buildings 1 & 3

#### BUDGET

	Current Budget	Actuals	Remaining Budget
Design	\$114,000	\$83,797	\$30,203
Construction	\$2,015,767	\$56,039	\$1,959,728
Construction Mgmt	\$262,400	\$133,404	\$128,996
Contingency	\$107,008	\$0	\$107,008
Consultants	\$6,000	\$4,179	\$1,821
<b>Project Total:</b>	<b>\$2,505,175</b>	<b>\$277,419</b>	<b>\$2,227,756</b>

#### FLAG:

PHASE	2015	2016	2017	2018	2019	2020	2021	2022	2023	2024	2025	2026
	Q1 Q2 Q3 Q4	Q1 Q2 Q3 Q4	Q1 Q2 Q3 Q4	Q1 Q2 Q3 Q4	Q1 Q2 Q3 Q4	Q1 Q2 Q3 Q4	Q1 Q2 Q3 Q4	Q1 Q2 Q3 Q4	Q1 Q2 Q3 Q4	Q1 Q2 Q3 Q4	Q1 Q2 Q3 Q4	Q1 Q2 Q3 Q4
PROJECT PLANNING												
HIRE DESIGNER												
PROJECT DESIGN												
HIRE CONTRACTOR												
ACTIVE CONSTRUCTION												
CONSTRUCTION CLOSEOUT												

### SCHOOL CHOICE ENHANCEMENT (SCEP)

#### CURRENT PHASE

IMPLEMENTATION

#### BUDGET

\$100,000

#### IN PROGRESS

Digital Marquee  
Morning Show Equipment  
Strike  
& Access Card Reader at the SPE

### MUSIC

#### SCOPE

COMPLETE 137 Instruments Delivered

#### TECHNOLOGY

#### SCOPE

COMPLETE 236 Items Delivered

#### TRAFFIC LIGHT INDICATOR OF VARIOUS RISK LEVELS



**HIGH:**  
Further analysis should be performed, if this risk still shows unacceptable or medium risk redesign and/or other changes should be introduced to reduce the criticality.

**MEDIUM:**  
The risk may be acceptable but redesign or other changes should be considered if reasonably practical.

**LOW:**  
The risk is low and further risk reducing measures are not necessary.

## Parkway Middle School



Address: 3600 NW 5 COURT, LAUDERHILL 33311  
Location Num: 701  
Board District: 5  
Board Member: Dr. Rosalind Osgood  
ADEFP Budget: \$4,309,000  
Total Facilities Budget (Sum of Projects): \$4,878,330

### PRIMARY RENOVATIONS P.001807 SMART Program Renovations

#### CURRENT PHASE

RISK LEVEL

#### ACTIVE CONSTRUCTION



#### PROJECT UPDATE

Two (2) of the four (4) Air Handler Units (AHU) in building 22 were completed. The contractor completed disconnecting utilities serving the buildings to be demolished in Phase 1. Building Demolition began over Winter Break and will continue throughout the school year. The Painting scope also began over Winter Break.

#### PROJECT SCOPE

Building Demolition - Building 7, 8, 9, 10, 13, 14, 15, 16, 17 and 19. Temporary Roof - Building 18. Building 22 - Exterior Window Replacement, Exterior Door Hardware, AHU 4, 5, 6, 7 (Rooms 972 and 913B) Building 23 - Exterior Door Hardware, Roof Mounted Exhaust Fan. Exterior Painting: Buildings 25 & 26 Building canopy demolition - building 27 and 28.

#### BUDGET

	Current Budget	Actuals	Remaining Budget
Design	\$791,670	\$325,593	\$466,077
Construction	\$3,304,777	\$1,558,437	\$1,746,340
FF&E and Technology	\$20,000	\$1,884	\$18,116
Construction Mgmt	\$460,000	\$379,853	\$80,147
Contingency	\$261,884	\$0	\$261,884
Consultants	\$24,999	\$19,141	\$5,858
Utilities	\$5,000	\$0	\$5,000
<b>Project Total:</b>	<b>\$4,868,330</b>	<b>\$2,284,908</b>	<b>\$2,583,422</b>

FLAG: BUDGET, Reason: Budget Adjustment

PHASE	2015	2016	2017	2018	2019	2020	2021	2022	2023	2024	2025	2026
	Q1 Q2 Q3 Q4	Q1 Q2 Q3 Q4	Q1 Q2 Q3 Q4	Q1 Q2 Q3 Q4	Q1 Q2 Q3 Q4	Q1 Q2 Q3 Q4	Q1 Q2 Q3 Q4	Q1 Q2 Q3 Q4	Q1 Q2 Q3 Q4	Q1 Q2 Q3 Q4	Q1 Q2 Q3 Q4	Q1 Q2 Q3 Q4
PROJECT PLANNING												
HIRE DESIGNER												
PROJECT DESIGN												
HIRE CONTRACTOR												
ACTIVE CONSTRUCTION												
CONSTRUCTION CLOSEOUT												

#### TRAFFIC LIGHT INDICATOR OF VARIOUS RISK LEVELS



**HIGH:**  
Further analysis should be performed, if this risk still shows unacceptable or medium risk redesign and/or other changes should be introduced to reduce the criticality.

**MEDIUM:**  
The risk may be acceptable but redesign or other changes should be considered if reasonably practical.

**LOW:**  
The risk is low and further risk reducing measures are not necessary.

## Parkway Middle School



Address: 3600 NW 5 COURT, LAUDERHILL 33311  
Location Num: 701  
Board District: 5  
Board Member: Dr. Rosalind Osgood  
ADEFP Budget: \$4,309,000  
Total Facilities Budget (Sum of Projects): \$4,878,330

### PRIMARY RENOVATIONS P.002665 SMART Program PHASE 2

#### CURRENT PHASE

RISK LEVEL

#### DESIGN



#### PROJECT UPDATE

BCPS to agree with the proposed scope of work for phase 2. The consultant is complete with programming, renderings. The preparation of Phase 2 - Design options presentation is in progress. Intended to be presented to the District SBBC Board Member for approval and be prepared for the next Workshop. As of 12/31/21, The scope of work and Design criteria for the New Classroom Addition is being reviewed by the School Board of Broward County (SBBC).

#### PROJECT SCOPE

New classroom addition. Demolition of Buildings

#### FLAG:

PHASE	2015				2016				2017				2018				2019				2020				2021				2022				2023				2024				2025				2026			
	Q1	Q2	Q3	Q4	Q1	Q2	Q3	Q4	Q1	Q2	Q3	Q4	Q1	Q2	Q3	Q4	Q1	Q2	Q3	Q4	Q1	Q2	Q3	Q4	Q1	Q2	Q3	Q4	Q1	Q2	Q3	Q4	Q1	Q2	Q3	Q4	Q1	Q2	Q3	Q4	Q1	Q2	Q3	Q4				
PROJECT PLANNING																																																
HIRE DESIGNER																																																
PROJECT DESIGN																																																
HIRE CONTRACTOR																																																
ACTIVE CONSTRUCTION																																																
CONSTRUCTION CLOSEOUT																																																

### SCHOOL CHOICE ENHANCEMENT (SCEP)

#### CURRENT PHASE

IMPLEMENTATION

#### BUDGET

\$100,000

#### IN PROGRESS

ThinkPad  
HDMI to VGA adapter  
Interior paint & beautification murals throughout school/café  
laptops

### MUSIC

✓  
COMPLETE

#### SCOPE

47 Instruments Delivered

#### TRAFFIC LIGHT INDICATOR OF VARIOUS RISK LEVELS



**HIGH:**  
Further analysis should be performed, if this risk still shows unacceptable or medium risk redesign and or other changes should be introduced to reduce the criticality.

**MEDIUM:**  
The risk may be acceptable but redesign or other changes should be considered if reasonably practical.

**LOW:**  
The risk is low and further risk reducing measures are not necessary.

## Pasadena Lakes Elementary School



Address: 8801 PASADENA BOULEVARD, PEMBROKE PINES 33024  
Location Num: 2071  
Board District: 1  
Board Member: Ann Murray  
ADEFP Budget: \$4,342,000  
Total Facilities Budget (Sum of Projects): \$8,221,410

### PRIMARY RENOVATIONS P.001634 Building Renovations

#### CURRENT PHASE

RISK LEVEL

#### ACTIVE CONSTRUCTION



#### PROJECT UPDATE

Safety fence installation needs to be verified that it is properly placed around the construction area. The vertical inline pumps were delivered. Chill water pump pads are being formed for buildings 5 and 6 and new chiller pipe for building 6 being laid out in chiller yard. Building 1 roof work was started late in the month when the paperwork for the DOP was finalized and the metal deck was delivered onsite. Curb replacement on buildings 2 and 6 in progress. Light weight concrete equipment for buildings 6, 5, 4, 3 and 2 Crickets was poured. Cap sheet and gutters being finalized on building 5. Roof deck and membrane replacement on building 1 in progress over room 155. Roofing Binder approved. Materials for the roof work were delivered to the jobsite and work has begun. The chillers and the RTUs were approved and ordered. Building 1 Roof demo started. Gravel and light weight was removed, deck and bar joist have pre-existing damage. Metal decking will need to be replaced on 100% of the roof.

#### PROJECT SCOPE

Building Envelope Improvements Windows, Ext Wall, Design of Fire Sprinkler Protection System Building 1. Re-Roofing of Buildings 1,3,4,5,6,& 85 Design of HVAC Improvements Design of Media Center improvements

#### BUDGET

	Current Budget	Actuals	Remaining Budget
Design	\$316,248	\$269,600	\$46,648
Construction	\$5,305,682	\$249,845	\$5,055,837
Direct Purchase	\$1,343,906	\$186,092	\$1,157,814
Construction Mgmt	\$811,200	\$621,237	\$189,963
Contingency	\$379,874	\$0	\$379,874
Consultants	\$57,000	\$26,395	\$30,605
Utilities	\$7,500	\$0	\$7,500
<b>Project Total:</b>	<b>\$8,221,410</b>	<b>\$1,353,169</b>	<b>\$6,868,241</b>

#### FLAG:

PHASE	2015	2016	2017	2018	2019	2020	2021	2022	2023	2024	2025	2026
	Q1 Q2 Q3 Q4	Q1 Q2 Q3 Q4	Q1 Q2 Q3 Q4	Q1 Q2 Q3 Q4	Q1 Q2 Q3 Q4	Q1 Q2 Q3 Q4	Q1 Q2 Q3 Q4	Q1 Q2 Q3 Q4	Q1 Q2 Q3 Q4	Q1 Q2 Q3 Q4	Q1 Q2 Q3 Q4	Q1 Q2 Q3 Q4
PROJECT PLANNING	■ ■ ■ ■	■ ■ ■ ■										
HIRE DESIGNER		■ ■ ■ ■	■									
PROJECT DESIGN			■ ■ ■ ■	■ ■ ■ ■	■ ■ ■ ■	■ ■ ■ ■						
HIRE CONTRACTOR				■ ■ ■ ■	■ ■ ■ ■	■ ■ ■ ■	■ ■ ■ ■					
ACTIVE CONSTRUCTION							■ ■	■ ■ ■ ■	■ ■			
CONSTRUCTION CLOSEOUT									■			

### SCHOOL CHOICE ENHANCEMENT (SCEP)

#### CURRENT PHASE

COMPLETE

DELIVERED

Laptops  
furniture  
cafeteria sound system & digital marquee

#### BUDGET

\$100,000

### TECHNOLOGY

✓ COMPLETE

#### SCOPE

88 Items Delivered

#### TRAFFIC LIGHT INDICATOR OF VARIOUS RISK LEVELS



**HIGH:**  
Further analysis should be performed, if this risk still shows unacceptable or medium risk redesign and or other changes should be introduced to reduce the criticality.

**MEDIUM:**  
The risk may be acceptable but redesign or other changes should be considered if reasonably practical.

**LOW:**  
The risk is low and further risk reducing measures are not necessary.

## Pembroke Lakes Elementary School



Address: 11251 TAFT STREET, PEMBROKE PINES 33026  
Location Num: 2661  
Board District: 2  
Board Member: Patricia Good  
ADEFP Budget: \$5,236,900  
Total Facilities Budget (Sum of Projects): \$2,656,900

### PRIMARY RENOVATIONS P.001842 SMART Program Renovations

#### CURRENT PHASE

RISK LEVEL

#### ACTIVE CONSTRUCTION



#### PROJECT UPDATE

TV Studio construction has started with demo and re-build. ASI#3 was submitted and returned with revise and resubmit. A/E made the changes and it has been approved by the building department. Change Order due to the ASI is currently in discussions between the A/E and GC and is pending submission. There is still a debate between the A/E and Contractor on the Change A/E has issued a request for CA Extension and well as an request for funding for the roof stiffing needed. Negotiations for for A/E CA extensions were completed and approved The roofing binder was submitted to the building department for review and revised per comments and resubmitted 1/3/22

#### PROJECT SCOPE

Bathroom Renovations Media Center Renovations Aluminum Walkway Repairs New Fire Alarm System Mechanical Improvements: Buildings 1 (10 AHU, 10 Duct heaters, 2 Gravity vents, 2 CHW circulation pumps, 1 MAU, & 1 KEF), 2 (2 Gravity Ventilators)

#### BUDGET

	Current Budget	Actuals	Remaining Budget
Design	\$207,556	\$188,299	\$19,257
Construction	\$1,763,834	\$99,065	\$1,664,769
FF&E and Technology	\$69,876	\$459	\$69,417
Direct Purchase	\$135,565	\$0	\$135,565
Construction Mgmt	\$366,669	\$366,669	\$0
Contingency	\$104,900	\$0	\$104,900
Consultants	\$8,500	\$0	\$8,500
<b>Project Total:</b>	<b>\$2,656,900</b>	<b>\$654,492</b>	<b>\$2,002,408</b>

#### FLAG:

PHASE	2015	2016	2017	2018	2019	2020	2021	2022	2023	2024	2025	2026
	Q1 Q2 Q3 Q4	Q1 Q2 Q3 Q4	Q1 Q2 Q3 Q4	Q1 Q2 Q3 Q4	Q1 Q2 Q3 Q4	Q1 Q2 Q3 Q4	Q1 Q2 Q3 Q4	Q1 Q2 Q3 Q4	Q1 Q2 Q3 Q4	Q1 Q2 Q3 Q4	Q1 Q2 Q3 Q4	Q1 Q2 Q3 Q4
PROJECT PLANNING												
HIRE DESIGNER												
PROJECT DESIGN												
HIRE CONTRACTOR												
ACTIVE CONSTRUCTION												
CONSTRUCTION CLOSEOUT												

### SCHOOL CHOICE ENHANCEMENT (SCEP)

#### CURRENT PHASE

#### COMPLETE

#### DELIVERED

Classroom furniture  
cafeteria sound system  
digital marquee  
replaced keys cylinders to teacher entrance key

#### BUDGET

\$100,000

#### IN PROGRESS

Document cameras  
Promethean board  
radio battery

### MUSIC



COMPLETE

#### SCOPE

250 Instruments Delivered

### TECHNOLOGY



COMPLETE

#### SCOPE

130 Items Delivered

#### TRAFFIC LIGHT INDICATOR OF VARIOUS RISK LEVELS



#### HIGH:

Further analysis should be performed, if this risk still shows unacceptable or medium risk redesign and or other changes should be introduced to reduce the criticality.

#### MEDIUM:

The risk may be acceptable but redesign or other changes should be considered if reasonably practical.

#### LOW:

The risk is low and further risk reducing measures are not necessary.

## Pembroke Pines Elementary School



Address: 6700 SW 9 STREET, PEMBROKE PINES 33023  
Location Num: 1221  
Board District: 1  
Board Member: Ann Murray  
ADEFP Budget: \$5,418,000  
Total Facilities Budget (Sum of Projects): \$5,084,000

### PRIMARY RENOVATIONS P.001864 SMART Program Renovations

#### CURRENT PHASE

RISK LEVEL

#### ACTIVE CONSTRUCTION



#### PROJECT UPDATE

In Bldg.1, new pipes for overflow drain and ventilation pipes are getting installed. Roof curbs and Ductwork installation for RTU-4, 5, 6, 13 & 14 are in progress. Also work for Exhaust Fans 1-3, 1-6 and 1-9 have begun including metal steel reinforcement, ductwork installation and electrical connection at all this three EF locations. Contractor has finished with the replacement of RTU-15 and RTU-16 also in Bldg.1. The process for submitting credit change orders 1 and 2 to owner has commenced.

#### PROJECT SCOPE

Reroofing for Buildings 01, 02, & 05 HVAC: Replace RTU 04, 05, 06, 10, 13, 14, 17, & 18, AHU replace in rooms 157, 159, 168, 173, 174, & 180, Replace Pumps P1-1, P1-2, Media Center Improvements: Furniture and Flooring Replacement

#### BUDGET

	Current Budget	Actuals	Remaining Budget
Design	\$288,000	\$242,563	\$45,437
Construction	\$3,702,477	\$919,291	\$2,783,186
FF&E and Technology	\$72,930	\$56,330	\$16,600
Direct Purchase	\$272,578	\$121,439	\$151,139
Construction Mgmt	\$545,350	\$492,131	\$53,219
Contingency	\$190,165	\$0	\$190,165
Consultants	\$12,500	\$1,821	\$10,679
<b>Project Total:</b>	<b>\$5,084,000</b>	<b>\$1,833,575</b>	<b>\$3,250,425</b>

#### FLAG:

PHASE	2015	2016	2017	2018	2019	2020	2021	2022	2023	2024	2025	2026
	Q1 Q2 Q3 Q4	Q1 Q2 Q3 Q4	Q1 Q2 Q3 Q4	Q1 Q2 Q3 Q4	Q1 Q2 Q3 Q4	Q1 Q2 Q3 Q4	Q1 Q2 Q3 Q4	Q1 Q2 Q3 Q4	Q1 Q2 Q3 Q4	Q1 Q2 Q3 Q4	Q1 Q2 Q3 Q4	Q1 Q2 Q3 Q4
PROJECT PLANNING												
HIRE DESIGNER												
PROJECT DESIGN												
HIRE CONTRACTOR												
ACTIVE CONSTRUCTION												
CONSTRUCTION CLOSEOUT												

### SCHOOL CHOICE ENHANCEMENT (SCEP)

#### CURRENT PHASE

COMPLETE

DELIVERED

Water fountains & Primary playground equipment

#### BUDGET

\$100,000

### MUSIC

#### SCOPE

COMPLETE 260 Instruments Delivered

### TECHNOLOGY

#### SCOPE

COMPLETE 153 Items Delivered

#### TRAFFIC LIGHT INDICATOR OF VARIOUS RISK LEVELS



**HIGH:**  
Further analysis should be performed, if this risk still shows unacceptable or medium risk redesign and or other changes should be introduced to reduce the criticality.

**MEDIUM:**  
The risk may be acceptable but redesign or other changes should be considered if reasonably practical.

**LOW:**  
The risk is low and further risk reducing measures are not necessary.

## Peters Elementary School



Address: 851 NW 68 AVENUE, PLANTATION 33317  
Location Num: 931  
Board District: 5  
Board Member: Dr. Rosalind Osgood  
ADEFP Budget: \$3,444,000  
Total Facilities Budget (Sum of Projects): \$3,038,000

### PRIMARY RENOVATIONS P.002041 SMART Program Renovations

#### CURRENT PHASE

RISK LEVEL

#### HIRE CONTRACTOR



#### PROJECT UPDATE

The Building Department Issued a Letter of Recommendation( LOR) on 9/1/2021. The project is at Procurement, pending advertisement. This project is expected to advertise on January 17, 2022.

#### PROJECT SCOPE

Re-roofing Buildings: 1, 2, 4, 5, 6, 7, 8, 9, 10, 11, 12, 13, & 14 Exterior Painting: Buildings 1, 2, 4, 5, 6, 7, 8, 9, 10, 11, & 12. Site- Repair Aluminum Covered walkways  
Fire Alarm System Replacement: Campus-wide. Fire Sprinklers- No fire sprinkler work and provide double-acting doors for egress at buildings 12, 13, & 14. Also, relocate HVAC equipment at Building 10 for egress compliance. Test & Balance: Buildings 1, 2, 4, 7, 8, 9, 10, 11, 12, 13, 14, & 20. HVAC Component Replacement: Buildings 2 & 6. Media Center Improvements: Building 10. ADA Restroom Renovation: Building 10 (Rooms 108A & 110A.)

#### BUDGET

	Current Budget	Actuals	Remaining Budget
Design	\$274,000	\$200,114	\$73,886
Construction	\$1,945,000	\$51	\$1,944,949
Construction Mgmt	\$651,500	\$429,048	\$222,452
Contingency	\$145,500	\$0	\$145,500
Consultants	\$16,000	\$14,219	\$1,781
Utilities	\$6,000	\$0	\$6,000
<b>Project Total:</b>	<b>\$3,038,000</b>	<b>\$643,432</b>	<b>\$2,394,568</b>

#### FLAG:

PHASE	2015	2016	2017	2018	2019	2020	2021	2022	2023	2024	2025	2026
	Q1 Q2 Q3 Q4	Q1 Q2 Q3 Q4	Q1 Q2 Q3 Q4	Q1 Q2 Q3 Q4	Q1 Q2 Q3 Q4	Q1 Q2 Q3 Q4	Q1 Q2 Q3 Q4	Q1 Q2 Q3 Q4	Q1 Q2 Q3 Q4	Q1 Q2 Q3 Q4	Q1 Q2 Q3 Q4	Q1 Q2 Q3 Q4
PROJECT PLANNING												
HIRE DESIGNER												
PROJECT DESIGN												
HIRE CONTRACTOR												
ACTIVE CONSTRUCTION												
CONSTRUCTION CLOSEOUT												

### SCHOOL CHOICE ENHANCEMENT (SCEP)

#### CURRENT PHASE

#### BUDGET

#### COMPLETE

\$100,000

#### DELIVERED

Elmo document cameras  
facilities equipment  
classroom rugs  
projectors  
ActivPanels  
air mover  
janitorial carts  
5-Tool Kit  
pressure washer  
vacuum machine  
outdoor benches  
6-Station listening centers  
headphones  
teacher chairs  
student chairs  
staff

### MUSIC

#### SCOPE

COMPLETE 388 Instruments Delivered

#### TECHNOLOGY

#### SCOPE

COMPLETE 278 Items Delivered

#### TRAFFIC LIGHT INDICATOR OF VARIOUS RISK LEVELS



**HIGH:**  
Further analysis should be performed, if this risk still shows unacceptable or medium risk redesign and or other changes should be introduced to reduce the criticality.  
**MEDIUM:**  
The risk may be acceptable but redesign or other changes should be considered if reasonably practical.  
**LOW:**  
The risk is low and further risk reducing measures are not necessary.

## Pine Ridge Education Center



Address: 1251 SW 42ND AVENUE, FORT LAUDERDALE 33317  
 Location Num: 0653  
 Board District: 3  
 Board Member: Sarah Leonardi  
 ADEFP Budget: \$243,000  
 Total Facilities Budget (Sum of Projects):

### SCHOOL CHOICE ENHANCEMENT (SCEP)

#### CURRENT PHASE

COMPLETE

#### DELIVERED

Projectors  
 two-way radios  
 student desks  
 teacher planning room upgrade  
 laptops for the computer lab & TV Studio equipment  
 TV monitors and installation

#### BUDGET

\$100,000

#### TRAFFIC LIGHT INDICATOR OF VARIOUS RISK LEVELS



##### HIGH:

Further analysis should be performed, if this risk still shows unacceptable or medium risk redesign and or other changes should be introduced to reduce the criticality.

##### MEDIUM:

The risk may be acceptable but redesign or other changes should be considered if reasonably practical.

##### LOW:

The risk is low and further risk reducing measures are not necessary.

## Pines Lakes Elementary School



Address: 10300 JOHNSON STREET, PEMBROKE PINES 33026  
Location Num: 2861  
Board District: 2  
Board Member: Patricia Good  
ADEFP Budget: \$2,116,000  
Total Facilities Budget (Sum of Projects): \$1,725,000

### PRIMARY RENOVATIONS P.002004 SMART Program Renovations

#### CURRENT PHASE

RISK LEVEL

#### ACTIVE CONSTRUCTION



#### PROJECT UPDATE

The sprinkler work is 97% complete. The roofing binder was rejected by the BD, and the General Contractor is working on the revision

#### PROJECT SCOPE

Building 01,-New Fire Sprinkler System, New Chilled Water, and Condenser Water Pipes, New Ceiling In Administration Area and Corridors. Test & Balance Building 02-Replace Roof Shingles, Flashing. Test & Balance Building 03-Add Secondary Egress, Replace HVAC Units, Test & Balance Building 06-Relocating Power and Data For Smart Board, Test & Balance Building 07-Test and Balance Building 85-Roofing, Flashing, Drains, Window Calking. Test & Balance

#### BUDGET

	Current Budget	Actuals	Remaining Budget
Design	\$200,495	\$128,494	\$72,001
Construction	\$1,205,000	\$886,224	\$318,776
FF&E and Technology	\$92,005	\$0	\$92,005
Construction Mgmt	\$171,112	\$171,112	\$0
Contingency	\$52,888	\$0	\$52,888
Consultants	\$3,500	\$0	\$3,500
<b>Project Total:</b>	<b>\$1,725,000</b>	<b>\$1,185,830</b>	<b>\$539,170</b>

#### FLAG:

PHASE	2015	2016	2017	2018	2019	2020	2021	2022	2023	2024	2025	2026
	Q1 Q2 Q3 Q4	Q1 Q2 Q3 Q4	Q1 Q2 Q3 Q4	Q1 Q2 Q3 Q4	Q1 Q2 Q3 Q4	Q1 Q2 Q3 Q4	Q1 Q2 Q3 Q4	Q1 Q2 Q3 Q4	Q1 Q2 Q3 Q4	Q1 Q2 Q3 Q4	Q1 Q2 Q3 Q4	Q1 Q2 Q3 Q4
PROJECT PLANNING												
HIRE DESIGNER												
PROJECT DESIGN												
HIRE CONTRACTOR												
ACTIVE CONSTRUCTION												
CONSTRUCTION CLOSEOUT												

### SCHOOL CHOICE ENHANCEMENT (SCEP)

#### CURRENT PHASE

#### IMPLEMENTATION

#### DELIVERED

Office furniture  
murals  
monument marquee  
SPE enhancements (Fencing and Gate)

#### BUDGET

\$100,000

### MUSIC



#### SCOPE

COMPLETE

241 Instruments Delivered

### TECHNOLOGY



#### SCOPE

COMPLETE

264 Items Delivered

#### TRAFFIC LIGHT INDICATOR OF VARIOUS RISK LEVELS



#### HIGH:

Further analysis should be performed, if this risk still shows unacceptable or medium risk redesign and or other changes should be introduced to reduce the criticality.

#### MEDIUM:

The risk may be acceptable but redesign or other changes should be considered if reasonably practical.

#### LOW:

The risk is low and further risk reducing measures are not necessary.

## Pines Middle School



Address: 200 NW DOUGLAS ROAD, PEMBROKE PINES 33024  
Location Num: 1881  
Board District: 2  
Board Member: Patricia Good  
ADEFP Budget: \$1,163,730  
Total Facilities Budget (Sum of Projects): \$701,730

### PRIMARY RENOVATIONS P.002130 SMART Program Renovations

#### CURRENT PHASE

RISK LEVEL

#### ACTIVE CONSTRUCTION



#### PROJECT UPDATE

The test & balance work has been completed.

#### PROJECT SCOPE

Installing a new roof on Building 6 including removing and reinstalling the existing mechanical equipment. Test and balance the air handling systems in Buildings 5 & 11.

#### BUDGET

	Current Budget	Actuals	Remaining Budget
Design	\$43,500	\$20,506	\$22,994
Construction	\$586,003	\$5,000	\$581,003
Construction Mgmt	\$44,722	\$30,636	\$14,086
Contingency	\$25,005	\$0	\$25,005
Consultants	\$2,500	\$1,701	\$799
<b>Project Total:</b>	<b>\$701,730</b>	<b>\$57,843</b>	<b>\$643,887</b>

#### FLAG:

PHASE	2015	2016	2017	2018	2019	2020	2021	2022	2023	2024	2025	2026
	Q1 Q2 Q3 Q4	Q1 Q2 Q3 Q4	Q1 Q2 Q3 Q4	Q1 Q2 Q3 Q4	Q1 Q2 Q3 Q4	Q1 Q2 Q3 Q4	Q1 Q2 Q3 Q4	Q1 Q2 Q3 Q4	Q1 Q2 Q3 Q4	Q1 Q2 Q3 Q4	Q1 Q2 Q3 Q4	Q1 Q2 Q3 Q4
PROJECT PLANNING												
HIRE DESIGNER												
PROJECT DESIGN												
HIRE CONTRACTOR												
ACTIVE CONSTRUCTION												
CONSTRUCTION CLOSEOUT												

### SCHOOL CHOICE ENHANCEMENT (SCEP)

#### CURRENT PHASE

IMPLEMENTATION

#### BUDGET

\$100,000

#### IN PROGRESS

Voting approved. School is coordinating proposals.

### MUSIC

#### SCOPE

124 Instruments Delivered

#### TECHNOLOGY

#### SCOPE

603 Items Delivered

#### TRAFFIC LIGHT INDICATOR OF VARIOUS RISK LEVELS



**HIGH:**  
Further analysis should be performed, if this risk still shows unacceptable or medium risk redesign and or other changes should be introduced to reduce the criticality.

**MEDIUM:**  
The risk may be acceptable but redesign or other changes should be considered if reasonably practical.

**LOW:**  
The risk is low and further risk reducing measures are not necessary.

## Pinewood Elementary School



Address: 1600 SW 83 AVENUE, NORTH LAUDERDALE 33068  
Location Num: 2811  
Board District: 4  
Board Member: Lori Alhadeff  
ADEFP Budget: \$4,656,000  
Total Facilities Budget (Sum of Projects): \$4,306,000

### PRIMARY RENOVATIONS P.001949 SMART Program Renovations

#### CURRENT PHASE

RISK LEVEL

#### CONSTRUCTION CLOSEOUT



#### PROJECT UPDATE

The Construction is complete. Substantial completion was achieved on 7/22/2021 and the Certificate of Occupancy (form 110b) was signed by superintendent Cartwright on 8/20/2021. The Certificate of Final Inspection (Form 209) was signed by the Building Department on 10/15 and submitted to the board on 10/18/2021. The AES CO was approved by the Board in December. The Final Release/Final Change order/ Final acceptance going to the Board for approval in January.

#### PROJECT SCOPE

Electrical - Disconnect & Reconnect Roof Top Units - Buildings 1, 2, 3, 4, 75 & 85 Fire Sprinkler: Building 1 HVAC Improvements, Adjust Rooftop Vents: Buildings 1, 2, 3, 4, 75 & 85 Media Center Improvements - Drywall and Painting Plumbing Vents: Buildings 1, 2, 3, 4, 75 & 85 Roof: Buildings 1, 2, 3, 4, 75 & 85 Test & Balance: Buildings 1, 2, 3, 4, 75 & 85

#### BUDGET

	Current Budget	Actuals	Remaining Budget
Design	\$185,979	\$167,837	\$18,142
Construction	\$3,336,260	\$3,456,044	(\$119,784)
FF&E and Technology	\$39,500	\$34,558	\$4,942
Construction Mgmt	\$400,350	\$297,694	\$102,656
Contingency	\$338,895	\$0	\$338,895
Consultants	\$5,016	\$3,074	\$1,942
<b>Project Total:</b>	<b>\$4,306,000</b>	<b>\$3,959,207</b>	<b>\$346,793</b>

#### FLAG:

PHASE	2015	2016	2017	2018	2019	2020	2021	2022	2023	2024	2025	2026
	Q1 Q2 Q3 Q4	Q1 Q2 Q3 Q4	Q1 Q2 Q3 Q4	Q1 Q2 Q3 Q4	Q1 Q2 Q3 Q4	Q1 Q2 Q3 Q4	Q1 Q2 Q3 Q4	Q1 Q2 Q3 Q4	Q1 Q2 Q3 Q4	Q1 Q2 Q3 Q4	Q1 Q2 Q3 Q4	Q1 Q2 Q3 Q4
PROJECT PLANNING												
HIRE DESIGNER												
PROJECT DESIGN												
HIRE CONTRACTOR												
ACTIVE CONSTRUCTION												
CONSTRUCTION CLOSEOUT												

### SCHOOL CHOICE ENHANCEMENT (SCEP)

#### CURRENT PHASE

COMPLETE

#### DELIVERED

Laptops  
desktops  
laptop carts  
two-way radios  
portable sound system  
electric strike  
digital marquee and desktops

#### BUDGET

\$100,000

### MUSIC

#### SCOPE

197 Instruments Delivered

#### TECHNOLOGY

#### SCOPE

217 Items Delivered

#### TRAFFIC LIGHT INDICATOR OF VARIOUS RISK LEVELS



**HIGH:**  
Further analysis should be performed, if this risk still shows unacceptable or medium risk redesign and or other changes should be introduced to reduce the criticality.

**MEDIUM:**  
The risk may be acceptable but redesign or other changes should be considered if reasonably practical.

**LOW:**  
The risk is low and further risk reducing measures are not necessary.

## Pioneer Middle School



Address: 5350 SW 90 AVENUE, COOPER CITY 33328  
Location Num: 2571  
Board District: 6  
Board Member: Laurie Rich Levinson  
ADEFP Budget: \$12,592,193  
Total Facilities Budget (Sum of Projects): \$11,765,193

### PRIMARY RENOVATIONS P.001793 GOB Renovations

#### CURRENT PHASE

RISK LEVEL

#### CONSTRUCTION CLOSEOUT



#### PROJECT UPDATE

All construction work completed, only remaining items are some paper work items, this project should be closed in January.

#### PROJECT SCOPE

ADA Restrooms Doors and Hardware Electrical Systems Renovation Fire Alarm Fire Sprinklers HVAC System Replacement Interior Finishes and Improvements Media Center Improvements Plumbing Re-Roofing: Building 1, 2, & 3

#### BUDGET

	Current Budget	Actuals	Remaining Budget
Design	\$766,499	\$732,615	\$33,884
Construction	\$8,320,886	\$8,182,595	\$138,291
FF&E and Technology	\$106,119	\$89,323	\$16,796
Direct Purchase	\$909,295	\$909,295	\$0
Construction Mgmt	\$1,264,620	\$1,128,066	\$136,554
Contingency	\$297,774	\$0	\$297,774
Consultants	\$85,000	\$80,648	\$4,352
Utilities	\$15,000	\$0	\$15,000
<b>Project Total:</b>	<b>\$11,765,193</b>	<b>\$11,122,542</b>	<b>\$642,651</b>

#### FLAG: Schedule, REASON: Owner Delays

PHASE	2015	2016	2017	2018	2019	2020	2021	2022	2023	2024	2025	2026
	Q1 Q2 Q3 Q4	Q1 Q2 Q3 Q4	Q1 Q2 Q3 Q4	Q1 Q2 Q3 Q4	Q1 Q2 Q3 Q4	Q1 Q2 Q3 Q4	Q1 Q2 Q3 Q4	Q1 Q2 Q3 Q4	Q1 Q2 Q3 Q4	Q1 Q2 Q3 Q4	Q1 Q2 Q3 Q4	Q1 Q2 Q3 Q4
PROJECT PLANNING												
HIRE DESIGNER												
PROJECT DESIGN												
HIRE CONTRACTOR												
ACTIVE CONSTRUCTION												
CONSTRUCTION CLOSEOUT												

### SCHOOL CHOICE ENHANCEMENT (SCEP)

#### CURRENT PHASE

COMPLETE

#### DELIVERED

Office chairs  
stage lectern  
podium  
instrument storage  
conference room furniture  
planning room furniture  
office furniture  
digital marquee  
teacher desks and armless chairs

#### BUDGET

\$100,000

### ATHLETICS

#### SCOPE

Track

### MUSIC

#### SCOPE

59 Instruments Delivered

### TECHNOLOGY

#### SCOPE

382 Items Delivered

#### TRAFFIC LIGHT INDICATOR OF VARIOUS RISK LEVELS



**HIGH:**  
Further analysis should be performed, if this risk still shows unacceptable or medium risk redesign and or other changes should be introduced to reduce the criticality.

**MEDIUM:**  
The risk may be acceptable but redesign or other changes should be considered if reasonably practical.

**LOW:**  
The risk is low and further risk reducing measures are not necessary.

## Piper High School



Address: 8000 NW 44 STREET, SUNRISE 33351  
Location Num: 1901  
Board District: 5  
Board Member: Dr. Rosalind Osgood  
ADEFP Budget: \$21,555,400  
Total Facilities Budget (Sum of Projects): \$20,491,402

### PRIMARY RENOVATIONS P.001744 GOB Renovations

#### CURRENT PHASE

RISK LEVEL

#### ACTIVE CONSTRUCTION



#### PROJECT UPDATE

Roof demolition and temporary roofing are complete. Building 1, 2, 4, 5, 6, 8, & 11 and walkway roofs are complete. Currently installing roof pad and HVAC condensate drains on building 1. RTU installation and support for rooftop equipment are 100% installed. The Contractor is finalizing the controls and system balancing. Science Labs are 90% complete. Balance of work pending change order for ceiling light, push-stop button, rotate teacher's desks 90-degree, ASI 1 revision, and emergency eyewash. Culinary Lab renovation 90% Restrooms, Culinary lab, and the Media Center improvements are in progress but pending Fire sprinkler shop drawings approval.

#### PROJECT SCOPE

SPE and Aluminum Covered Walkways: Completed as Separate Project Air Handler HVAC Component Replacement: Building 1 Aluminum Storefront Exterior Door Replacement: Building 1 Aluminum Window Replacement: Buildings 1 & 2 Building Lighting Replacement: Building 9 Canopy Lighting Replacement: Building 1 Chemistry Lab Fume Hoods Replacement: Building 1 Controls with DDC Controls Replacement: Buildings 1, 5, 7 & 8 Electric Unit Heater Replacement: Building 1 Electrical Transformer Replacement: Building 1 Emergency Exit Signage: Buildings: 1, 3, 4 & 5 Emergency Lighting System: Buildings 3 & 4 Exterior Condenser Replacement: Building 5 Fire Sprinklers Installation: Buildings 1, 2, 5, 6, 7, 9, 10, 15 & 85 HVAC Terminal Device Replacement: Building 1 Kitchen Exhaust Hood Replacement: Building 1 Large Diameter Exhaust/Hoods Replacement: Building 1 Make-up Air Increase: Building 6 Media Center Renovation: Building 1 Mounted Building Lighting Replacement: Buildings 1, 2, 6, 10, 15 & 85 New Kitchen Fire Suppression Hood Installation: Building 1 Package Unit HVAC Component Building Replacement: 6 Panelboard Replacement: Buildings 4 & 18 PE Weight Room Equipment and Flooring: Building 1 Pole Lighting Replacement: Building 19 Reroofing: Buildings 1, 2, 4, 5, 6, 8, 11 & 85 Restrooms associated with Educational Adequacy Renovations: Building 1 STEM Lab Renovation: Building 1 Switchgear Replacement: Building 19 Test and Balancing: Buildings 1, 5, 6 & 85 Window AC Unit Component Replacement: Building 2

#### BUDGET

	Current Budget	Actuals	Remaining Budget
Design	\$1,332,296	\$1,269,099	\$63,197
Construction	\$12,311,273	\$11,206,096	\$1,105,177
FF&E and Technology	\$550,000	\$33,837	\$516,163
Direct Purchase	\$3,224,053	\$3,115,200	\$108,853
Construction Mgmt	\$2,254,054	\$2,120,502	\$133,552
Contingency	\$615,685	\$0	\$615,685
Consultants	\$204,041	\$192,364	\$11,677
<b>Project Total:</b>	<b>\$20,491,402</b>	<b>\$17,937,098</b>	<b>\$2,554,304</b>

#### FLAG:

PHASE	2015	2016	2017	2018	2019	2020	2021	2022	2023	2024	2025	2026
	Q1 Q2 Q3 Q4	Q1 Q2 Q3 Q4	Q1 Q2 Q3 Q4	Q1 Q2 Q3 Q4	Q1 Q2 Q3 Q4	Q1 Q2 Q3 Q4	Q1 Q2 Q3 Q4	Q1 Q2 Q3 Q4	Q1 Q2 Q3 Q4	Q1 Q2 Q3 Q4	Q1 Q2 Q3 Q4	Q1 Q2 Q3 Q4
PROJECT PLANNING												
HIRE DESIGNER												
PROJECT DESIGN												
HIRE CONTRACTOR												
ACTIVE CONSTRUCTION												
CONSTRUCTION CLOSEOUT												

### SCHOOL CHOICE ENHANCEMENT (SCEP)

#### CURRENT PHASE

#### COMPLETE

#### DELIVERED

Picnic tables  
main auditorium sound system  
mini auditorium sound system  
gym sound system  
microphones & desktops

#### BUDGET

\$100,000

### ATHLETICS

#### SCOPE

Weight Room

### MUSIC

#### SCOPE

245 Instruments Delivered

### TECHNOLOGY

#### SCOPE

698 Items Delivered

#### TRAFFIC LIGHT INDICATOR OF VARIOUS RISK LEVELS



**HIGH:**  
Further analysis should be performed, if this risk still shows unacceptable or medium risk redesign and/or other changes should be introduced to reduce the criticality.

**MEDIUM:**  
The risk may be acceptable but redesign or other changes should be considered if reasonably practical.

**LOW:**  
The risk is low and further risk reducing measures are not necessary.

## Plantation Elementary School



Address: 651 NW 42 AVENUE, PLANTATION 33317  
 Location Num: 0941  
 Board District: 5  
 Board Member: Dr. Rosalind Osgood  
 ADEFP Budget: \$483,000  
 Total Facilities Budget (Sum of Projects):

### SCHOOL CHOICE ENHANCEMENT (SCEP)

#### CURRENT PHASE

COMPLETE

#### DELIVERED

Electric strikes  
 golf cart  
 cafeteria sound system  
 student benches in car rider area  
 cafeteria stage curtains  
 welcome center/front office furniture  
 stackable chairs & digital marquee

#### BUDGET

\$100,000

### MUSIC

✓  
COMPLETE

#### SCOPE

414 Instruments Delivered

### TECHNOLOGY

✓  
COMPLETE

#### SCOPE

218 Items Delivered

#### TRAFFIC LIGHT INDICATOR OF VARIOUS RISK LEVELS



##### HIGH:

Further analysis should be performed, if this risk still shows unacceptable or medium risk redesign and or other changes should be introduced to reduce the criticality.

##### MEDIUM:

The risk may be acceptable but redesign or other changes should be considered if reasonably practical.

##### LOW:

The risk is low and further risk reducing measures are not necessary.

## Plantation High School



Address: 6901 NW 16 STREET, PLANTATION 33313  
Location Num: 1451  
Board District: 5  
Board Member: Dr. Rosalind Osgood  
ADEFP Budget: \$16,883,993  
Total Facilities Budget (Sum of Projects): \$14,949,000

### PRIMARY RENOVATIONS P.001916 SMART Program Renovations

#### CURRENT PHASE

RISK LEVEL

#### DESIGN



#### PROJECT UPDATE

Municipal review completed on 12/8/21. A/E submitted R05 Comment Responses on 12/14/21. Project Manager submitted to the Building Dept. on 12/15/21. By 12/31/21 all disciplines approved except Plumbing. A/E to get resubmittal back within 1 week for R06 re-review. Project Manager made transition meeting on 12/14/21 with Team Leader TM.

#### PROJECT SCOPE

Re-roofing: Buildings 4, 5, 6, 7, 8, 9, 11 and part of Building 1 Roof Cabling: Buildings 1, 3 & 7. Window Replacement: Buildings 1 & 4 Safety/Security Upgrade Fire Sprinklers Improvements: Buildings 1 & 4 Demolish Building 2- Refer to Art Room upgrade at Building 1. STEM Lab Improvements with Tech Lab wall hood at Building 3; Culinary Lab upgrade at Building 1; Art Room upgrade at Building 1. Media Center Improvements at Building 1 with ADA group restrooms renovation. HVAC Improvements - Component Replacement: Buildings 1, 3, 4, 5, 6, & 8. and Test & Balance: Buildings 3, 4, 7, 11 & 12.

#### BUDGET

	Current Budget	Actuals	Remaining Budget
Design	\$1,031,571	\$726,849	\$304,722
Construction	\$9,922,561	\$500	\$9,922,061
FF&E and Technology	\$130,000	\$0	\$130,000
Construction Mgmt	\$1,958,831	\$1,958,831	\$0
Contingency	\$1,085,437	\$0	\$1,085,437
Consultants	\$100,000	\$0	\$100,000
Utilities	\$50,000	\$0	\$50,000
<b>Project Total:</b>	<b>\$14,278,400</b>	<b>\$2,686,180</b>	<b>\$11,592,220</b>

#### FLAG:

PHASE	2015				2016				2017				2018				2019				2020				2021				2022				2023				2024				2025				2026			
	Q1	Q2	Q3	Q4	Q1	Q2	Q3	Q4	Q1	Q2	Q3	Q4	Q1	Q2	Q3	Q4	Q1	Q2	Q3	Q4	Q1	Q2	Q3	Q4	Q1	Q2	Q3	Q4	Q1	Q2	Q3	Q4	Q1	Q2	Q3	Q4	Q1	Q2	Q3	Q4								
PROJECT PLANNING																																																
HIRE DESIGNER																																																
PROJECT DESIGN																																																
HIRE CONTRACTOR																																																
ACTIVE CONSTRUCTION																																																
CONSTRUCTION CLOSEOUT																																																

#### TRAFFIC LIGHT INDICATOR OF VARIOUS RISK LEVELS



**HIGH:**  
Further analysis should be performed, if this risk still shows unacceptable or medium risk redesign and or other changes should be introduced to reduce the criticality.

**MEDIUM:**  
The risk may be acceptable but redesign or other changes should be considered if reasonably practical.

**LOW:**  
The risk is low and further risk reducing measures are not necessary.

## Plantation High School



Address: 6901 NW 16 STREET, PLANTATION 33313  
Location Num: 1451  
Board District: 5  
Board Member: Dr. Rosalind Osgood  
ADEFP Budget: \$16,883,993  
Total Facilities Budget (Sum of Projects): \$14,949,000

### PRIMARY RENOVATIONS P.002588 SMART Program Renovations (Re-Roofing Building 7)

#### CURRENT PHASE

RISK LEVEL

#### ACTIVE CONSTRUCTION



#### PROJECT UPDATE

-Building 7 roof is dried-in and metalwork has been completed. The building is now available for use by students. -The tile work for the roof is on hold, due to a nationwide shortage of approved tile adhesive. -There is a delay in getting roof tile as well; the current estimate is March 2022.

#### PROJECT SCOPE

-Emergency reroof on Building 7. This is a non-GOB, PPO contract project.

#### BUDGET

	Current Budget	Actuals	Remaining Budget
Construction	\$581,131	\$0	\$581,131
Construction Mgmt	\$61,169	\$0	\$61,169
Contingency	\$28,300	\$0	\$28,300
<b>Project Total:</b>	<b>\$670,600</b>	<b>\$0</b>	<b>\$670,600</b>

#### FLAG:

PHASE	2015	2016	2017	2018	2019	2020	2021	2022	2023	2024	2025	2026
	Q1 Q2 Q3 Q4	Q1 Q2 Q3 Q4	Q1 Q2 Q3 Q4	Q1 Q2 Q3 Q4	Q1 Q2 Q3 Q4	Q1 Q2 Q3 Q4	Q1 Q2 Q3 Q4	Q1 Q2 Q3 Q4	Q1 Q2 Q3 Q4	Q1 Q2 Q3 Q4	Q1 Q2 Q3 Q4	Q1 Q2 Q3 Q4
ACTIVE CONSTRUCTION												
CONSTRUCTION CLOSEOUT												

### SCHOOL CHOICE ENHANCEMENT (SCEP)

#### CURRENT PHASE

COMPLETE

#### DELIVERED

Golf cart  
indoor furniture for front office  
speaker system for the gym & gym scoreboards  
digital marquee

#### BUDGET

\$100,000

### ATHLETICS

✓ **SCOPE**  
COMPLETE Track,Weight Room

### MUSIC

✓ **SCOPE**  
COMPLETE 361 Instruments Delivered

### TECHNOLOGY

✓ **SCOPE**  
COMPLETE 849 Items Delivered

#### TRAFFIC LIGHT INDICATOR OF VARIOUS RISK LEVELS



**HIGH:**  
Further analysis should be performed, if this risk still shows unacceptable or medium risk redesign and or other changes should be introduced to reduce the criticality.  
**MEDIUM:**  
The risk may be acceptable but redesign or other changes should be considered if reasonably practical.  
**LOW:**  
The risk is low and further risk reducing measures are not necessary.

## Plantation Middle School



Address: 6600 W SUNRISE BOULEVARD, PLANTATION 33313  
Location Num: 551  
Board District: 5  
Board Member: Dr. Rosalind Osgood  
ADEFP Budget: \$7,115,300  
Total Facilities Budget (Sum of Projects): \$6,636,300

### PRIMARY RENOVATIONS P.001729 GOB Renovations

#### CURRENT PHASE

RISK LEVEL

#### ACTIVE CONSTRUCTION



#### PROJECT UPDATE

The contractor was issued a cease and desist letter and has been instructed to suspend all work. Contractor is currently demobilizing from the site. Inventory from the contractor was provided and under review by ORPM. Contractor is in the process of submitting the closeout CO.

#### PROJECT SCOPE

Aluminum Covered Walkway Repairs: site wide Civil-related work for new Fire Sprinkler: Buildings 1, 2 & 3 Re-roofing: Buildings 1, 2, 3, & 4 Media Center Renovations Restroom Renovations: Building 1 (101&104) MEPF Repairs (Fire sprinklers), Mechanical HVAC Repairs T&B. Electrical panel boards, transformers, lighting: Buildings 1, 2, & 3 Mechanical Test & Balance: Building 5

#### BUDGET

	Current Budget	Actuals	Remaining Budget
Design	\$505,554	\$486,167	\$19,387
Construction	\$5,274,820	\$298,807	\$4,976,013
Construction Mgmt	\$588,405	\$268,944	\$319,461
Contingency	\$251,521	\$0	\$251,521
Consultants	\$10,000	\$0	\$10,000
Utilities	\$6,000	\$650	\$5,350
<b>Project Total:</b>	<b>\$6,636,300</b>	<b>\$1,054,568</b>	<b>\$5,581,732</b>

#### FLAG:

PHASE	2015	2016	2017	2018	2019	2020	2021	2022	2023	2024	2025	2026
	Q1 Q2 Q3 Q4	Q1 Q2 Q3 Q4	Q1 Q2 Q3 Q4	Q1 Q2 Q3 Q4	Q1 Q2 Q3 Q4	Q1 Q2 Q3 Q4	Q1 Q2 Q3 Q4	Q1 Q2 Q3 Q4	Q1 Q2 Q3 Q4	Q1 Q2 Q3 Q4	Q1 Q2 Q3 Q4	Q1 Q2 Q3 Q4
PROJECT PLANNING												
HIRE DESIGNER												
PROJECT DESIGN												
HIRE CONTRACTOR												
ACTIVE CONSTRUCTION												
CONSTRUCTION CLOSEOUT												

### SCHOOL CHOICE ENHANCEMENT (SCEP)

#### CURRENT PHASE

COMPLETE

#### DELIVERED

Exterior paint  
students chairs  
exterior paint for (3) logos  
digital marquee & restructuring of front office

#### BUDGET

\$100,000

### MUSIC

#### SCOPE

129 Instruments Delivered

### TECHNOLOGY

#### SCOPE

334 Items Delivered

#### TRAFFIC LIGHT INDICATOR OF VARIOUS RISK LEVELS



**HIGH:**  
Further analysis should be performed, if this risk still shows unacceptable or medium risk redesign and or other changes should be introduced to reduce the criticality.

**MEDIUM:**  
The risk may be acceptable but redesign or other changes should be considered if reasonably practical.

**LOW:**  
The risk is low and further risk reducing measures are not necessary.

## Plantation Park Elementary School



Address: 875 SW 54 AVENUE, PLANTATION 33317  
Location Num: 1251  
Board District: 6  
Board Member: Laurie Rich Levinson  
ADEFP Budget: \$2,342,000  
Total Facilities Budget (Sum of Projects): \$3,234,546

### PRIMARY RENOVATIONS P.002136 SMART Program Renovations

#### CURRENT PHASE

RISK LEVEL

#### ACTIVE CONSTRUCTION



#### PROJECT UPDATE

Follow-up roof walk with the Roofing Committee, PPO, roofer, GC and A/E conducted on 12/21/2021 at 8:30am. Roofing binder being prepared for Building Department review. No work over the winter break. GC will mobilize next month.

#### PROJECT SCOPE

Re-roof Buildings 1, 2, 5, 75 Media Center renovations Selective window replacement HVAC replacement at Building #5 Test & Balance Buildings 1 & 75

#### BUDGET

	Current Budget	Actuals	Remaining Budget
Design	\$189,000	\$103,298	\$85,702
Construction	\$2,486,949	\$0	\$2,486,949
FF&E and Technology	\$9,290	\$0	\$9,290
Construction Mgmt	\$350,000	\$217,764	\$132,236
Contingency	\$194,307	\$0	\$194,307
Consultants	\$5,000	\$4,836	\$164
<b>Project Total:</b>	<b>\$3,234,546</b>	<b>\$325,898</b>	<b>\$2,908,648</b>

#### FLAG: BUDGET, Reason: Budget Adjustment

PHASE	2015	2016	2017	2018	2019	2020	2021	2022	2023	2024	2025	2026
	Q1 Q2 Q3 Q4	Q1 Q2 Q3 Q4	Q1 Q2 Q3 Q4	Q1 Q2 Q3 Q4	Q1 Q2 Q3 Q4	Q1 Q2 Q3 Q4	Q1 Q2 Q3 Q4	Q1 Q2 Q3 Q4	Q1 Q2 Q3 Q4	Q1 Q2 Q3 Q4	Q1 Q2 Q3 Q4	Q1 Q2 Q3 Q4
PROJECT PLANNING												
HIRE DESIGNER												
PROJECT DESIGN												
HIRE CONTRACTOR												
ACTIVE CONSTRUCTION												
CONSTRUCTION CLOSEOUT												

### SCHOOL CHOICE ENHANCEMENT (SCEP)

#### CURRENT PHASE

#### IMPLEMENTATION

#### DELIVERED

Lockdown shades  
window wraps  
Aiphone at the SPE and strike on secondary door  
morning show equipment  
digital marquee

#### BUDGET

\$100,000

### MUSIC

#### SCOPE

COMPLETE 645 Instruments Delivered

#### TECHNOLOGY

#### SCOPE

COMPLETE 234 Items Delivered

#### TRAFFIC LIGHT INDICATOR OF VARIOUS RISK LEVELS



**HIGH:**  
Further analysis should be performed, if this risk still shows unacceptable or medium risk redesign and or other changes should be introduced to reduce the criticality.

**MEDIUM:**  
The risk may be acceptable but redesign or other changes should be considered if reasonably practical.

**LOW:**  
The risk is low and further risk reducing measures are not necessary.

## Pompano Beach Elementary School



Address: 700 NE 13 AVENUE, POMPANO BEACH 33060  
Location Num: 751  
Board District: 7  
Board Member: Nora Rupert  
ADEFP Budget: \$6,969,551  
Total Facilities Budget (Sum of Projects): \$6,614,551

### PRIMARY RENOVATIONS P.001713 GOB Renovations

#### CURRENT PHASE

RISK LEVEL

#### ACTIVE CONSTRUCTION



#### PROJECT UPDATE

The Contractor has certified a new fire alarm system and is completing the remaining removal of old fire alarm system components, after which all final inspections will be closed out. All other scopes of work (roofing, HVAC, site work) has been completed. Upon passing of final fire alarm inspections, the Contractor to request substantial completion from the architect. There has been no change from Last Month.

#### PROJECT SCOPE

Re-Roofing: Bldgs 1, 2, 3, 4, 5, 6, 8, and 9 Interior Finished and Improvements: : Bldgs 1, 2, 3, 4, 5, 6, 8, and 9 Fire Alarm System Replacement: : Bldgs 1, 2, 3, 4, 5, 6, 8, and 9 HVAC System Replacement: Bldgs 1, 2, 3, 4, 5, 6, 8, and 9 Electrical Systems Renovation: Bldgs 1, 2, 3, 4, 5, 6, 8, and 9

#### BUDGET

	Current Budget	Actuals	Remaining Budget
Design	\$481,321	\$451,700	\$29,621
Construction	\$4,995,104	\$4,923,503	\$71,601
Construction Mgmt	\$727,600	\$490,400	\$237,200
Contingency	\$375,526	\$0	\$375,526
Consultants	\$25,000	\$1,030	\$23,970
Utilities	\$10,000	\$0	\$10,000
<b>Project Total:</b>	<b>\$6,614,551</b>	<b>\$5,866,633</b>	<b>\$747,918</b>

#### FLAG: Schedule, REASON: Owner Delays

PHASE	2015	2016	2017	2018	2019	2020	2021	2022	2023	2024	2025	2026
	Q1 Q2 Q3 Q4	Q1 Q2 Q3 Q4	Q1 Q2 Q3 Q4	Q1 Q2 Q3 Q4	Q1 Q2 Q3 Q4	Q1 Q2 Q3 Q4	Q1 Q2 Q3 Q4	Q1 Q2 Q3 Q4	Q1 Q2 Q3 Q4	Q1 Q2 Q3 Q4	Q1 Q2 Q3 Q4	Q1 Q2 Q3 Q4
PROJECT PLANNING												
HIRE DESIGNER												
PROJECT DESIGN												
HIRE CONTRACTOR												
ACTIVE CONSTRUCTION												
CONSTRUCTION CLOSEOUT												

#### SCHOOL CHOICE ENHANCEMENT (SCEP)

##### CURRENT PHASE

COMPLETE

##### DELIVERED

Student laptops  
laptop carts  
classroom furniture  
desks  
chairs  
bookshelves & tables

##### BUDGET

\$100,000

#### MUSIC

##### SCOPE

367 Instruments Delivered

#### TECHNOLOGY

##### SCOPE

380 Items Delivered

#### TRAFFIC LIGHT INDICATOR OF VARIOUS RISK LEVELS



**HIGH:**  
Further analysis should be performed, if this risk still shows unacceptable or medium risk redesign and or other changes should be introduced to reduce the criticality.

**MEDIUM:**  
The risk may be acceptable but redesign or other changes should be considered if reasonably practical.

**LOW:**  
The risk is low and further risk reducing measures are not necessary.

## Pompano Beach High School



Address: 600 NE 13 AVENUE, POMPANO BEACH 33060  
Location Num: 185  
Board District: 7  
Board Member: Nora Rupert  
ADEFP Budget: \$3,951,000  
Total Facilities Budget (Sum of Projects): \$2,644,000

### PRIMARY RENOVATIONS P.002091 SMART Program Renovations

#### CURRENT PHASE

RISK LEVEL

#### DESIGN



#### PROJECT UPDATE

A/E working on R03 comment responses for Site Utilities and Building disciplines as of 12/31/21. Site Utility review is at City of Pompano Beach and moving through the e-Permit electronic review process.

#### PROJECT SCOPE

Demolition of Buildings 6,7,13 and 14 Music and Art Rooms Renovation. New Storage Building (650sqft): Building 19. Test & Balance: Buildings 2, 3 and 10 Gasoline Storage Relocation: From Building 10 to 17 Exterior Painting: Building 10. Exterior Door and Hardware Replacement. New Fire Sprinkler System: Building 4 Re-roofing: Building 5

#### BUDGET

	Current Budget	Actuals	Remaining Budget
Design	\$280,000	\$148,134	\$131,866
Construction	\$1,819,459	\$3,639	\$1,815,820
FF&E and Technology	\$44,361	\$36,320	\$8,041
Construction Mgmt	\$372,240	\$244,915	\$127,325
Contingency	\$116,470	\$0	\$116,470
Consultants	\$6,000	\$4,237	\$1,763
Utilities	\$5,470	\$0	\$5,470
<b>Project Total:</b>	<b>\$2,644,000</b>	<b>\$437,245</b>	<b>\$2,206,755</b>

#### FLAG:

PHASE	2015	2016	2017	2018	2019	2020	2021	2022	2023	2024	2025	2026
	Q1 Q2 Q3 Q4	Q1 Q2 Q3 Q4	Q1 Q2 Q3 Q4	Q1 Q2 Q3 Q4	Q1 Q2 Q3 Q4	Q1 Q2 Q3 Q4	Q1 Q2 Q3 Q4	Q1 Q2 Q3 Q4	Q1 Q2 Q3 Q4	Q1 Q2 Q3 Q4	Q1 Q2 Q3 Q4	Q1 Q2 Q3 Q4
PROJECT PLANNING												
HIRE DESIGNER												
PROJECT DESIGN												
HIRE CONTRACTOR												
ACTIVE CONSTRUCTION												
CONSTRUCTION CLOSEOUT												

### SCHOOL CHOICE ENHANCEMENT (SCEP)

#### CURRENT PHASE

COMPLETE

#### DELIVERED

Media Center  
Football scoreboard  
Aiphone master & sub-master  
Aiphone in F270; camera  
door strike

#### BUDGET

\$100,000

#### IN PROGRESS

Shelf storage

### ATHLETICS

#### SCOPE

Track ,Weight Room

### MUSIC

#### SCOPE

784 Instruments delivered

### TECHNOLOGY

#### SCOPE

305 Items Delivered

#### TRAFFIC LIGHT INDICATOR OF VARIOUS RISK LEVELS



**HIGH:**  
Further analysis should be performed, if this risk still shows unacceptable or medium risk redesign and/or other changes should be introduced to reduce the criticality.  
**MEDIUM:**  
The risk may be acceptable but redesign or other changes should be considered if reasonably practical.  
**LOW:**  
The risk is low and further risk reducing measures are not necessary.

## Pompano Beach Middle School



Address: 310 NE 6 STREET, POMPANO BEACH 33060  
Location Num: 21  
Board District: 7  
Board Member: Nora Rupert  
ADEFP Budget: \$13,364,180  
Total Facilities Budget (Sum of Projects): \$12,871,180

### PRIMARY RENOVATIONS P.001721 GOB Renovations

#### CURRENT PHASE

RISK LEVEL

#### ACTIVE CONSTRUCTION



#### PROJECT UPDATE

Most of all the roofing work completed, work on the FA continued though buildings 1, 9, 6, 10. replacement of ceiling tiles continued. Painting continued, pending inspections.

#### PROJECT SCOPE

Fire Sprinkler upgrade, Full fire Alarm replacement, Re-Roofing in Buildings 1,2,3,4,5,6,7,10, and all covered walkways. ADA restroom upgrades for Building 1, Media center upgrade, and a full renovation of Building 5.

#### BUDGET

	Current Budget	Actuals	Remaining Budget
Design	\$991,701	\$970,840	\$20,861
Construction	\$9,664,412	\$8,744,755	\$919,657
FF&E and Technology	\$162,099	\$160,424	\$1,675
Direct Purchase	\$634,047	\$442,678	\$191,369
Construction Mgmt	\$1,121,039	\$674,400	\$446,639
Contingency	\$247,882	\$0	\$247,882
Consultants	\$25,000	\$20,660	\$4,340
Utilities	\$25,000	\$0	\$25,000
<b>Project Total:</b>	<b>\$12,871,180</b>	<b>\$11,013,757</b>	<b>\$1,857,423</b>

#### FLAG:

PHASE	2015	2016	2017	2018	2019	2020	2021	2022	2023	2024	2025	2026
	Q1 Q2 Q3 Q4	Q1 Q2 Q3 Q4	Q1 Q2 Q3 Q4	Q1 Q2 Q3 Q4	Q1 Q2 Q3 Q4	Q1 Q2 Q3 Q4	Q1 Q2 Q3 Q4	Q1 Q2 Q3 Q4	Q1 Q2 Q3 Q4	Q1 Q2 Q3 Q4	Q1 Q2 Q3 Q4	Q1 Q2 Q3 Q4
PROJECT PLANNING												
HIRE DESIGNER												
PROJECT DESIGN												
HIRE CONTRACTOR												
ACTIVE CONSTRUCTION												
CONSTRUCTION CLOSEOUT												

### SCHOOL CHOICE ENHANCEMENT (SCEP)

#### CURRENT PHASE

COMPLETE

#### DELIVERED

Indoor & outdoor furniture replacement of science tables  
replacement of teacher chairs and principal conference room chairs

#### BUDGET

\$100,000

### TECHNOLOGY



COMPLETE

#### SCOPE

358 Items Delivered

#### TRAFFIC LIGHT INDICATOR OF VARIOUS RISK LEVELS



##### HIGH:

Further analysis should be performed, if this risk still shows unacceptable or medium risk redesign and or other changes should be introduced to reduce the criticality.

##### MEDIUM:

The risk may be acceptable but redesign or other changes should be considered if reasonably practical.

##### LOW:

The risk is low and further risk reducing measures are not necessary.

## Quiet Waters Elementary School



Address: 4150 W HILLSBORO BOULEVARD, DEERFIELD BEACH 33442  
Location Num: 3121  
Board District: 7  
Board Member: Nora Rupert  
ADEFP Budget: \$6,829,000  
Total Facilities Budget (Sum of Projects): \$6,197,001

### PRIMARY RENOVATIONS P.001754 GOB Renovations

#### CURRENT PHASE

RISK LEVEL

#### ACTIVE CONSTRUCTION



#### PROJECT UPDATE

The contractor has not replaced the insolvent roofing subcontractor. As a result, all work at the project remains at a standstill. A notice to cure was sent to the contractor in December, to which the contractor has yet to respond.

#### PROJECT SCOPE

Doors and Hardware: Buildings 2, 4, 5, 6 Electrical System Renovation: Buildings 2 HVAC System Replacement: Buildings 2, 3, 4, 5, 6, 8 & 9 Interior Finishes & Improvements: Buildings 2, 4, 5, 6 Interior Millwork/Finishes: Building 2 Media Center Improvements Re-Roofing, Buildings 1, 2, 3, 4, 5, 6, 8, 9, 10 & 11

#### BUDGET

	Current Budget	Actuals	Remaining Budget
Design	\$496,068	\$407,050	\$89,018
Construction	\$4,631,546	\$3,320,020	\$1,311,526
FF&E and Technology	\$15,660	\$1,544	\$14,116
Direct Purchase	\$219,065	\$219,065	\$0
Construction Mgmt	\$656,060	\$285,364	\$370,696
Contingency	\$158,602	\$0	\$158,602
Consultants	\$20,000	\$1,378	\$18,622
<b>Project Total:</b>	<b>\$6,197,001</b>	<b>\$4,234,421</b>	<b>\$1,962,580</b>

#### FLAG: Schedule, REASON: Contractor Delays

PHASE	2015	2016	2017	2018	2019	2020	2021	2022	2023	2024	2025	2026
	Q1 Q2 Q3 Q4	Q1 Q2 Q3 Q4	Q1 Q2 Q3 Q4	Q1 Q2 Q3 Q4	Q1 Q2 Q3 Q4	Q1 Q2 Q3 Q4	Q1 Q2 Q3 Q4	Q1 Q2 Q3 Q4	Q1 Q2 Q3 Q4	Q1 Q2 Q3 Q4	Q1 Q2 Q3 Q4	Q1 Q2 Q3 Q4
PROJECT PLANNING												
HIRE DESIGNER												
PROJECT DESIGN												
HIRE CONTRACTOR												
ACTIVE CONSTRUCTION												
CONSTRUCTION CLOSEOUT												

#### SCHOOL CHOICE ENHANCEMENT (SCEP)

##### CURRENT PHASE

##### IMPLEMENTATION

##### DELIVERED

Picnic tables  
electric strike  
laptops  
document cameras  
projectors  
Lenovo adapters  
digital marquee

##### BUDGET

\$100,000

#### MUSIC

##### COMPLETE

##### SCOPE

603 Instruments Delivered

#### TECHNOLOGY

##### COMPLETE

##### SCOPE

380 Items Delivered

#### TRAFFIC LIGHT INDICATOR OF VARIOUS RISK LEVELS



##### HIGH:

Further analysis should be performed, if this risk still shows unacceptable or medium risk redesign and/or other changes should be introduced to reduce the criticality.

##### MEDIUM:

The risk may be acceptable but redesign or other changes should be considered if reasonably practical.

##### LOW:

The risk is low and further risk reducing measures are not necessary.

## Ramblewood Elementary School



Address: 8950 SHADOW WOOD BOULEVARD, CORAL SPRINGS 33071  
Location Num: 2721  
Board District: 4  
Board Member: Lori Alhadeff  
ADEFP Budget: \$4,665,158  
Total Facilities Budget (Sum of Projects): \$4,385,242

### PRIMARY RENOVATIONS P.001725 GOB Renovations

#### CURRENT PHASE

RISK LEVEL

#### ACTIVE CONSTRUCTION



#### PROJECT UPDATE

Work to install new feeders from Building 1 to the Building 80 main electrical room and chiller yard continued, with the contractor installing new junction boxes and disconnect switches inside the Building 80 Chiller Yard during this period. Roofing work on building 2 has paused due to contractor inability to procure necessary materials (corrugated steel roof deck, LWIC) to complete contract work. HVAC work remains at a standstill due to contractor/subcontractor issues.

#### PROJECT SCOPE

Doors and Hardware: Buildings 1, 2, & 80 Electrical System Renovation: Buildings 1, 2, & 80 Exterior Windows: Buildings 1 & 2 Fire Sprinkler: Buildings 1, HVAC System Replacement: Buildings 1, 2, 3, 80, & 85 Interior Finishes & Improvements: Building 1, 2, & 80 Media Center Improvements: Re-roofing: Building 85 Roof Repairs: Building 3 Stucco Repairs: Building 3

#### BUDGET

	Current Budget	Actuals	Remaining Budget
Design	\$394,889	\$312,498	\$82,391
Construction	\$3,263,266	\$2,774,432	\$488,834
FF&E and Technology	\$16,025	\$10,124	\$5,901
Direct Purchase	\$299,681	\$294,081	\$5,600
Construction Mgmt	\$394,653	\$284,700	\$109,953
Consultants	\$16,728	\$5,600	\$11,128
<b>Project Total:</b>	<b>\$4,385,242</b>	<b>\$3,681,435</b>	<b>\$703,807</b>

FLAG: Schedule, REASON: Contractor Delays BUDGET, Reason: Budget Adjustment

PHASE	2015	2016	2017	2018	2019	2020	2021	2022	2023	2024	2025	2026
	Q1 Q2 Q3 Q4	Q1 Q2 Q3 Q4	Q1 Q2 Q3 Q4	Q1 Q2 Q3 Q4	Q1 Q2 Q3 Q4	Q1 Q2 Q3 Q4	Q1 Q2 Q3 Q4	Q1 Q2 Q3 Q4	Q1 Q2 Q3 Q4	Q1 Q2 Q3 Q4	Q1 Q2 Q3 Q4	Q1 Q2 Q3 Q4
PROJECT PLANNING												
HIRE DESIGNER												
PROJECT DESIGN												
HIRE CONTRACTOR												
ACTIVE CONSTRUCTION												
CONSTRUCTION CLOSEOUT												

### SCHOOL CHOICE ENHANCEMENT (SCEP)

#### CURRENT PHASE

COMPLETE

#### DELIVERED

Digital marquee  
Playground upgrades  
chairs  
laptops  
document cameras  
projectors  
USB 3.0 ethernet adapter  
Lenovo 45W standard AC adapter

#### BUDGET

\$100,000

### MUSIC

#### SCOPE

COMPLETE 348 Instruments Delivered

#### TECHNOLOGY

#### SCOPE

COMPLETE 282 Items Delivered

#### TRAFFIC LIGHT INDICATOR OF VARIOUS RISK LEVELS



**HIGH:**  
Further analysis should be performed, if this risk still shows unacceptable or medium risk redesign and/or other changes should be introduced to reduce the criticality.

**MEDIUM:**  
The risk may be acceptable but redesign or other changes should be considered if reasonably practical.

**LOW:**  
The risk is low and further risk reducing measures are not necessary.

## Ramblewood Middle School



Address: 8505 W ATLANTIC BOULEVARD, CORAL SPRINGS 33071  
Location Num: 2711  
Board District: 4  
Board Member: Lori Alhadeff  
ADEFP Budget: \$7,499,241  
Total Facilities Budget (Sum of Projects): \$6,878,241

### PRIMARY RENOVATIONS P.001867 SMART Program Renovation

#### CURRENT PHASE

RISK LEVEL

#### ACTIVE CONSTRUCTION



#### PROJECT UPDATE

Roofing: Final cap sheet installation is 100% Complete. Installation of mechanical equipment roof curbs and stands is in progress and is 90% complete. Electrical Panels Room 140 installation was completed and inspected. Generator ATS was installed and inspected. generator installation is pending equipment delivery expected 02/24/2022. ADA renovations in Restrooms 117 and 118, Wall framing, Plumbing and Electrical rough installation is 100% complete, Electrical Inspection was failed due to lack of fire alarm permit.

#### PROJECT SCOPE

ADA Restroom, Renovations: Building 1 Rooms 117/118 and 106/107. Electrical Panel, Switch Gear and Transformer Replacement: Building 1 Emergency Generator Replacement: Building 1 Existing Fire Alarm Recertification: Campus wide Exterior Lighting Replacement Media Center Renovation: Building 1 Reroofing: Building 1 Test & Balance: Building 1

#### BUDGET

	Current Budget	Actuals	Remaining Budget
Design	\$350,000	\$292,953	\$57,047
Construction	\$4,213,678	\$2,719,916	\$1,493,762
FF&E and Technology	\$48,545	\$48,254	\$291
Direct Purchase	\$1,033,359	\$842,494	\$190,865
Construction Mgmt	\$756,606	\$691,679	\$64,927
Contingency	\$456,053	\$0	\$456,053
Consultants	\$20,000	\$10,747	\$9,253
<b>Project Total:</b>	<b>\$6,878,241</b>	<b>\$4,606,043</b>	<b>\$2,272,198</b>

#### FLAG:

PHASE	2015	2016	2017	2018	2019	2020	2021	2022	2023	2024	2025	2026
	Q1 Q2 Q3 Q4	Q1 Q2 Q3 Q4	Q1 Q2 Q3 Q4	Q1 Q2 Q3 Q4	Q1 Q2 Q3 Q4	Q1 Q2 Q3 Q4	Q1 Q2 Q3 Q4	Q1 Q2 Q3 Q4	Q1 Q2 Q3 Q4	Q1 Q2 Q3 Q4	Q1 Q2 Q3 Q4	Q1 Q2 Q3 Q4
PROJECT PLANNING												
HIRE DESIGNER												
PROJECT DESIGN												
HIRE CONTRACTOR												
ACTIVE CONSTRUCTION												
CONSTRUCTION CLOSEOUT												

### SCHOOL CHOICE ENHANCEMENT (SCEP)

#### CURRENT PHASE

COMPLETE

#### DELIVERED

Printers  
TVs for the cafeteria  
Projector for the cafeteria sound system  
cafeteria sound  
LCD projectors  
3D Printer  
digital marquee

#### BUDGET

\$100,000

#### IN PROGRESS

SPE signage

### MUSIC

✓ COMPLETE

#### SCOPE

34 Instruments Delivered

### TECHNOLOGY

✓ COMPLETE

#### SCOPE

443 Items Delivered

#### TRAFFIC LIGHT INDICATOR OF VARIOUS RISK LEVELS



#### HIGH:

Further analysis should be performed, if this risk still shows unacceptable or medium risk redesign and/or other changes should be introduced to reduce the criticality.

#### MEDIUM:

The risk may be acceptable but redesign or other changes should be considered if reasonably practical.

#### LOW:

The risk is low and further risk reducing measures are not necessary.

## Riverglades Elementary School



Address: 7400 PARKSIDE DRIVE, PARKLAND 33067  
Location Num: 2891  
Board District: 4  
Board Member: Lori Alhadeff  
ADEFP Budget: \$11,430,602  
Total Facilities Budget (Sum of Projects): \$3,118,177

### PRIMARY RENOVATIONS P.001866 SMART Program Renovation

#### CURRENT PHASE

RISK LEVEL

#### ACTIVE CONSTRUCTION



#### PROJECT UPDATE

Roof flashing in progress in Buildings 2, 5, & 6. 100%. Waiting Final Inspection. Building 1: - Fire Alarm rough in progress 90% - Fire Sprinkler install in progress 90%. Building 2 Fire Alarm rough in progress 40%

#### PROJECT SCOPE

Fire Sprinklers: Buildings 1, 2, 3, 4, & 6 Fire Alarm HVAC Improvements Re-roofing: Buildings 1, 2, 5, & 6.

#### BUDGET

	Current Budget	Actuals	Remaining Budget
Design	\$286,000	\$198,242	\$87,758
Construction	\$2,007,975	\$1,399,193	\$608,782
Direct Purchase	\$281,271	\$278,255	\$3,016
Construction Mgmt	\$343,000	\$343,000	\$0
Contingency	\$188,931	\$0	\$188,931
Consultants	\$6,000	\$0	\$6,000
Utilities	\$5,000	\$0	\$5,000
<b>Project Total:</b>	<b>\$3,118,177</b>	<b>\$2,218,690</b>	<b>\$899,487</b>

#### FLAG:

PHASE	2015	2016	2017	2018	2019	2020	2021	2022	2023	2024	2025	2026
	Q1 Q2 Q3 Q4	Q1 Q2 Q3 Q4	Q1 Q2 Q3 Q4	Q1 Q2 Q3 Q4	Q1 Q2 Q3 Q4	Q1 Q2 Q3 Q4	Q1 Q2 Q3 Q4	Q1 Q2 Q3 Q4	Q1 Q2 Q3 Q4	Q1 Q2 Q3 Q4	Q1 Q2 Q3 Q4	Q1 Q2 Q3 Q4
PROJECT PLANNING												
HIRE DESIGNER												
PROJECT DESIGN												
HIRE CONTRACTOR												
ACTIVE CONSTRUCTION												
CONSTRUCTION CLOSEOUT												

### SCHOOL CHOICE ENHANCEMENT (SCEP)

#### CURRENT PHASE

PLANNING/DESIGN

#### BUDGET

\$100,000

#### IN PROGRESS

Proposals are being coordinated for scope and ballot development.

### MUSIC

#### SCOPE

436 Instruments Delivered

#### TECHNOLOGY

#### SCOPE

287 Items Delivered

#### TRAFFIC LIGHT INDICATOR OF VARIOUS RISK LEVELS



**HIGH:**  
Further analysis should be performed, if this risk still shows unacceptable or medium risk redesign and/or other changes should be introduced to reduce the criticality.

**MEDIUM:**  
The risk may be acceptable but redesign or other changes should be considered if reasonably practical.

**LOW:**  
The risk is low and further risk reducing measures are not necessary.

## Riverland Elementary School



Address: 2600 SW 11 COURT, FORT LAUDERDALE 33312  
Location Num: 151  
Board District: 3  
Board Member: Sarah Leonardi  
ADEFP Budget: \$4,373,192  
Total Facilities Budget (Sum of Projects): \$4,057,192

### PRIMARY RENOVATIONS P.001987 SMART Program Renovations

#### CURRENT PHASE

RISK LEVEL

#### ACTIVE CONSTRUCTION



#### PROJECT UPDATE

Punchlist and rework of non-compliant work that was identified has been getting reworked this includes replacement of duct work Reroofing and capping: Buildings 1, 3, 4, 5, & 6-95% complete A/E working on 110b and 1770 for Substantial Completion.

#### PROJECT SCOPE

Below is a list of Scope items relative to the Contract: Air Side Duct Work & Ancillary Equipment: HVAC Equipment Replacement: Reroofing and capping: Buildings 1, 3, 4, 5, & 6-95% complete A/E working on 110b and 1770 for Substantial Completion.

#### BUDGET

	Current Budget	Actuals	Remaining Budget
Design	\$187,000	\$121,838	\$65,162
Construction	\$2,840,509	\$2,745,665	\$94,844
Direct Purchase	\$507,212	\$507,189	\$23
Construction Mgmt	\$341,624	\$215,189	\$126,435
Contingency	\$174,633	\$0	\$174,633
Consultants	\$6,214	\$0	\$6,214
<b>Project Total:</b>	<b>\$4,057,192</b>	<b>\$3,589,881</b>	<b>\$467,311</b>

#### FLAG:

PHASE	2015	2016	2017	2018	2019	2020	2021	2022	2023	2024	2025	2026
	Q1 Q2 Q3 Q4	Q1 Q2 Q3 Q4	Q1 Q2 Q3 Q4	Q1 Q2 Q3 Q4	Q1 Q2 Q3 Q4	Q1 Q2 Q3 Q4	Q1 Q2 Q3 Q4	Q1 Q2 Q3 Q4	Q1 Q2 Q3 Q4	Q1 Q2 Q3 Q4	Q1 Q2 Q3 Q4	Q1 Q2 Q3 Q4
PROJECT PLANNING												
HIRE DESIGNER												
PROJECT DESIGN												
HIRE CONTRACTOR												
ACTIVE CONSTRUCTION												
CONSTRUCTION CLOSEOUT												

### SCHOOL CHOICE ENHANCEMENT (SCEP)

#### CURRENT PHASE

#### COMPLETE

#### DELIVERED

Media center furniture (corner units  
single seats  
armless chairs  
ottomans  
2 seater benches  
round tables  
rectangular tables  
quad tables  
custom bookcases & desk with book drop)  
teacher chairs  
Aiphone at main entrance and submaster  
digitak marquee

#### BUDGET

\$100,000

#### IN PROGRESS

Stem cameras  
SDHC Cards

### MUSIC

#### COMPLETE

#### SCOPE

1,216 Instruments Delivered

#### TECHNOLOGY

#### COMPLETE

#### SCOPE

305 Items Delivered

#### TRAFFIC LIGHT INDICATOR OF VARIOUS RISK LEVELS



#### HIGH:

Further analysis should be performed, if this risk still shows unacceptable or medium risk redesign and/or other changes should be introduced to reduce the criticality.

#### MEDIUM:

The risk may be acceptable but redesign or other changes should be considered if reasonably practical.

#### LOW:

The risk is low and further risk reducing measures are not necessary.

## Riverside Elementary School



Address: 11450 RIVERSIDE DRIVE, CORAL SPRINGS 33071  
Location Num: 3031  
Board District: 4  
Board Member: Lori Alhadeff  
ADEFP Budget: \$2,016,000  
Total Facilities Budget (Sum of Projects): \$1,500,000

### PRIMARY RENOVATIONS P.002039 SMART Program Renovations

#### CURRENT PHASE

RISK LEVEL

#### HIRE CONTRACTOR



#### PROJECT UPDATE

Letter of Recommendation (LOR) was issued 9/1/2021. The project was advertised on 12/6/2021 and the Bid Opening date is scheduled for 1/20/2022.

#### PROJECT SCOPE

Re-roofing: Buildings 11, & 85. Fire Alarm System Replacement: Campus-wide. Fire Sprinklers: Building 4 HVAC Improvements- Component Replacement: Buildings at 11, & 85. HVAC Improvements- Test and Balance: Buildings 1 through 10. Media Center Improvements & ADA Restroom Improvements: Building 3.

#### BUDGET

	Current Budget	Actuals	Remaining Budget
Design	\$215,990	\$110,414	\$105,576
Construction	\$963,500	\$51	\$963,449
FF&E and Technology	\$20,283	\$0	\$20,283
Construction Mgmt	\$231,260	\$211,181	\$20,079
Contingency	\$60,967	\$0	\$60,967
Consultants	\$5,000	\$3,606	\$1,394
Utilities	\$3,000	\$0	\$3,000
<b>Project Total:</b>	<b>\$1,500,000</b>	<b>\$325,252</b>	<b>\$1,174,748</b>

#### FLAG:

PHASE	2015	2016	2017	2018	2019	2020	2021	2022	2023	2024	2025	2026
	Q1 Q2 Q3 Q4	Q1 Q2 Q3 Q4	Q1 Q2 Q3 Q4	Q1 Q2 Q3 Q4	Q1 Q2 Q3 Q4	Q1 Q2 Q3 Q4	Q1 Q2 Q3 Q4	Q1 Q2 Q3 Q4	Q1 Q2 Q3 Q4	Q1 Q2 Q3 Q4	Q1 Q2 Q3 Q4	Q1 Q2 Q3 Q4
PROJECT PLANNING												
HIRE DESIGNER												
PROJECT DESIGN												
HIRE CONTRACTOR												
ACTIVE CONSTRUCTION												
CONSTRUCTION CLOSEOUT												

### SCHOOL CHOICE ENHANCEMENT (SCEP)

#### CURRENT PHASE

#### IMPLEMENTATION

#### DELIVERED

Multi drying steel rack  
Art & PE Enhancements (racks furniture  
book drop carts  
etc.)  
outdoor PA speaker system upgrade  
Ukulele Storage racks & tables

#### BUDGET

\$100,000

### MUSIC

#### SCOPE

COMPLETE 217 Instruments Delivered

#### TECHNOLOGY

#### SCOPE

COMPLETE 214 Items Delivered

#### TRAFFIC LIGHT INDICATOR OF VARIOUS RISK LEVELS



**HIGH:**  
Further analysis should be performed, if this risk still shows unacceptable or medium risk redesign and or other changes should be introduced to reduce the criticality.  
**MEDIUM:**  
The risk may be acceptable but redesign or other changes should be considered if reasonably practical.  
**LOW:**  
The risk is low and further risk reducing measures are not necessary.

## Rock Island Elementary School



Address: 2350 NW 19 STREET, FORT LAUDERDALE 33311  
Location Num: 3701  
Board District: 5  
Board Member: Dr. Rosalind Osgood  
ADEFP Budget: \$2,571,944  
Total Facilities Budget (Sum of Projects): \$2,306,944

### PRIMARY RENOVATIONS P.001950 SMART Program Renovations

#### CURRENT PHASE

RISK LEVEL

#### ACTIVE CONSTRUCTION



#### PROJECT UPDATE

The roof is complete 100%. The contractor is in the process of getting inspections. Lightning Protection shop Drawings Resubmittal was approved, so the final inspection will be approved. Correction to punch list was completed. Only the building final inspection remains. This project will move to the final stage next month as we have now resolved an issue with the 'plumbing final' showing up on the card but there being no plumbing work on this project to close out so we need a plumbing final but the inspector won't come out, it's a clerical issue that has been worked out with Deputy Building Official to handle.

#### PROJECT SCOPE

HVAC Replacements: Buildings 1 & 3 Re-roofing: Buildings 1 & 3

#### BUDGET

	Current Budget	Actuals	Remaining Budget
Design	\$122,200	\$100,877	\$21,323
Construction	\$1,406,246	\$1,188,249	\$217,997
FF&E and Technology	\$5,800	\$5,771	\$29
Direct Purchase	\$404,362	\$399,184	\$5,178
Construction Mgmt	\$253,763	\$253,763	\$0
Contingency	\$104,573	\$0	\$104,573
Consultants	\$10,000	\$0	\$10,000
<b>Project Total:</b>	<b>\$2,306,944</b>	<b>\$1,947,844</b>	<b>\$359,100</b>

#### FLAG: Schedule, REASON: Owner Delays

PHASE	2015	2016	2017	2018	2019	2020	2021	2022	2023	2024	2025	2026
	Q1 Q2 Q3 Q4	Q1 Q2 Q3 Q4	Q1 Q2 Q3 Q4	Q1 Q2 Q3 Q4	Q1 Q2 Q3 Q4	Q1 Q2 Q3 Q4	Q1 Q2 Q3 Q4	Q1 Q2 Q3 Q4	Q1 Q2 Q3 Q4	Q1 Q2 Q3 Q4	Q1 Q2 Q3 Q4	Q1 Q2 Q3 Q4
PROJECT PLANNING												
HIRE DESIGNER												
PROJECT DESIGN												
HIRE CONTRACTOR												
ACTIVE CONSTRUCTION												
CONSTRUCTION CLOSEOUT												

#### SCHOOL CHOICE ENHANCEMENT (SCEP)

#### CURRENT PHASE

COMPLETE

#### DELIVERED

Furniture  
Mimio boards  
document cameras  
projectors  
printers  
bulletin boards & Wayfinding signage

#### BUDGET

\$100,000

#### TECHNOLOGY

✓  
COMPLETE

#### SCOPE

188 Items Delivered

#### TRAFFIC LIGHT INDICATOR OF VARIOUS RISK LEVELS



**HIGH:**  
Further analysis should be performed, if this risk still shows unacceptable or medium risk redesign and/or other changes should be introduced to reduce the criticality.

**MEDIUM:**  
The risk may be acceptable but redesign or other changes should be considered if reasonably practical.

**LOW:**  
The risk is low and further risk reducing measures are not necessary.

## Royal Palm STEM Museum Magnet (f.k.a: Royal Palm Elementary School)



Address: 1951 NW 56 AVENUE, LAUDERHILL 33313  
Location Num: 1851  
Board District: 5  
Board Member: Dr. Rosalind Osgood  
ADEFP Budget: \$8,290,900  
Total Facilities Budget (Sum of Projects): \$7,908,900

### PRIMARY RENOVATIONS P.001896 SMART Program Renovations

#### CURRENT PHASE

RISK LEVEL

#### ACTIVE CONSTRUCTION



#### PROJECT UPDATE

The fire alarm work was ongoing, but awaiting final shop drawing approval before completing the work

#### PROJECT SCOPE

Window Replacements: Buildings 2, 3, & 5 Re-roofing: Buildings 1, 2, 3, 4, 5, 6, 7, & 9 Fire Alarm: Campus-wide Fire Sprinklers: Building 1 Restroom Renovations Rooms 127 & 126, Plumbing, Lighting, Fire Alarm, and Test & Balance Test & Balance Air Systems in All Buildings HVAC Improvements: Buildings 2 (4 Rooftop Air Handlers with Chilled Water Coils, 3 Air Cooled Chiller & 3 Chiller Water Pumps), 3 (2 Air Handlers with Chilled Water Coils in Rooms 307 & 308), & 4 (3 Air Handlers with Chilled Water Coils in Rooms 404, 408 & 412) Media Center Improvements Electrical Work for all New Mechanical Equipment

#### BUDGET

	Current Budget	Actuals	Remaining Budget
Design	\$295,000	\$248,456	\$46,544
Construction	\$5,645,518	\$5,501,633	\$143,885
FF&E and Technology	\$12,438	\$12,081	\$357
Direct Purchase	\$869,282	\$859,980	\$9,302
Construction Mgmt	\$800,903	\$660,326	\$140,577
Contingency	\$260,259	\$0	\$260,259
Consultants	\$18,000	\$12,594	\$5,406
Utilities	\$7,500	\$0	\$7,500
<b>Project Total:</b>	<b>\$7,908,900</b>	<b>\$7,295,070</b>	<b>\$613,830</b>

#### FLAG:

PHASE	2015	2016	2017	2018	2019	2020	2021	2022	2023	2024	2025	2026
	Q1 Q2 Q3 Q4	Q1 Q2 Q3 Q4	Q1 Q2 Q3 Q4	Q1 Q2 Q3 Q4	Q1 Q2 Q3 Q4	Q1 Q2 Q3 Q4	Q1 Q2 Q3 Q4	Q1 Q2 Q3 Q4	Q1 Q2 Q3 Q4	Q1 Q2 Q3 Q4	Q1 Q2 Q3 Q4	Q1 Q2 Q3 Q4
PROJECT PLANNING												
HIRE DESIGNER												
PROJECT DESIGN												
HIRE CONTRACTOR												
ACTIVE CONSTRUCTION												
CONSTRUCTION CLOSEOUT												

### SCHOOL CHOICE ENHANCEMENT (SCEP)

#### CURRENT PHASE

COMPLETE

#### DELIVERED

Furniture (chairs & tables)  
digital marquee & Promethean boards

#### BUDGET

\$100,000

#### IN PROGRESS

frameless black privacy filter  
memory foam mouse

### MUSIC

#### SCOPE

COMPLETE 258 Instruments Delivered

#### TECHNOLOGY

#### SCOPE

COMPLETE 191 Items Delivered

#### TRAFFIC LIGHT INDICATOR OF VARIOUS RISK LEVELS



**HIGH:**  
Further analysis should be performed, if this risk still shows unacceptable or medium risk redesign and or other changes should be introduced to reduce the criticality.  
**MEDIUM:**  
The risk may be acceptable but redesign or other changes should be considered if reasonably practical.  
**LOW:**  
The risk is low and further risk reducing measures are not necessary.

## Sanders Park Elementary Magnet (f.k.a. Sanders Park Elementary)



Address: 800 NW 16 STREET, POMPAHO BEACH 33060  
Location Num: 891  
Board District: 7  
Board Member: Nora Rupert  
ADEFP Budget: \$5,079,000  
Total Facilities Budget (Sum of Projects): \$4,773,000

### PRIMARY RENOVATIONS P.002132 SMART Program Renovations

#### CURRENT PHASE

RISK LEVEL

#### HIRE CONTRACTOR



#### PROJECT UPDATE

The Building Department issued a Letter of Recommendation (LOR) on 9/1/2021. This project is expected to go to advertisement on January 17, 2022.

#### PROJECT SCOPE

Re-roofing: Buildings 1, 2, 3, 4 & 7 Window Replacements: Buildings 1 & 2 Fire Alarm System Replacement Fire Sprinklers Installation: Buildings 1 & 2 HVAC Improvements- Components Replacement: Buildings 1, 2 & 75 Media Center Improvements: Building 1

#### BUDGET

	Current Budget	Actuals	Remaining Budget
Design	\$395,000	\$246,131	\$148,869
Construction	\$3,350,000	\$1,248	\$3,348,752
Construction Mgmt	\$746,500	\$470,770	\$275,730
Contingency	\$256,500	\$0	\$256,500
Consultants	\$15,000	\$10,158	\$4,842
Utilities	\$10,000	\$0	\$10,000
<b>Project Total:</b>	<b>\$4,773,000</b>	<b>\$728,307</b>	<b>\$4,044,693</b>

#### FLAG:

PHASE	2015	2016	2017	2018	2019	2020	2021	2022	2023	2024	2025	2026
	Q1 Q2 Q3 Q4	Q1 Q2 Q3 Q4	Q1 Q2 Q3 Q4	Q1 Q2 Q3 Q4	Q1 Q2 Q3 Q4	Q1 Q2 Q3 Q4	Q1 Q2 Q3 Q4	Q1 Q2 Q3 Q4	Q1 Q2 Q3 Q4	Q1 Q2 Q3 Q4	Q1 Q2 Q3 Q4	Q1 Q2 Q3 Q4
PROJECT PLANNING												
HIRE DESIGNER												
PROJECT DESIGN												
HIRE CONTRACTOR												
ACTIVE CONSTRUCTION												
CONSTRUCTION CLOSEOUT												

### SCHOOL CHOICE ENHANCEMENT (SCEP)

#### CURRENT PHASE

PLANNING/DESIGN

#### BUDGET

\$100,000

#### IN PROGRESS

Ballot development in progress.

### MUSIC



#### SCOPE

37 Instruments Delivered



#### TECHNOLOGY

#### SCOPE

297 Items Delivered

#### TRAFFIC LIGHT INDICATOR OF VARIOUS RISK LEVELS



#### HIGH:

Further analysis should be performed, if this risk still shows unacceptable or medium risk redesign and or other changes should be introduced to reduce the criticality.

#### MEDIUM:

The risk may be acceptable but redesign or other changes should be considered if reasonably practical.

#### LOW:

The risk is low and further risk reducing measures are not necessary.

## Sandpiper Elementary School



Address: 3700 HIATUS ROAD, SUNRISE 33351  
Location Num: 3061  
Board District: 6  
Board Member: Laurie Rich Levinson  
ADEFP Budget: \$1,337,942  
Total Facilities Budget (Sum of Projects): \$921,942

### PRIMARY RENOVATIONS P.001924 SMART Program Renovations

#### CURRENT PHASE

RISK LEVEL

#### ACTIVE CONSTRUCTION



#### PROJECT UPDATE

HVAC improvements are complete, pending Final Inspections and test and balance in review. Fire Alarm scope of work is complete in Buildings 1-10, and pending in Building 11 & 13. Reviewed change order for the fire alarm for Buildings 11 & 13 and comments have not been addressed. The project has been put on hold until we incorporate all of the changes for the fire alarm. Hammond has submitted ASI#4 that has revised drawings for Building 11 & 13 that include the voice evacuation speakers to the Building Department. Awaiting approval of drawings and change order approval to provide an updated schedule.

#### PROJECT SCOPE

Fire Alarm System: Campus-wide HVAC Improvements: Building 1, & 4. (inclusive of Replacing three (3) AHU's, and four (4) Exterior Condensing Units.

#### BUDGET

	Current Budget	Actuals	Remaining Budget
Design	\$40,743	\$35,628	\$5,115
Construction	\$792,937	\$781,906	\$11,031
Construction Mgmt	\$81,000	\$36,582	\$44,418
Contingency	\$1,112	\$0	\$1,112
Consultants	\$6,150	\$585	\$5,565
<b>Project Total:</b>	<b>\$921,942</b>	<b>\$854,701</b>	<b>\$67,241</b>

#### FLAG:

PHASE	2015	2016	2017	2018	2019	2020	2021	2022	2023	2024	2025	2026
	Q1 Q2 Q3 Q4	Q1 Q2 Q3 Q4	Q1 Q2 Q3 Q4	Q1 Q2 Q3 Q4	Q1 Q2 Q3 Q4	Q1 Q2 Q3 Q4	Q1 Q2 Q3 Q4	Q1 Q2 Q3 Q4	Q1 Q2 Q3 Q4	Q1 Q2 Q3 Q4	Q1 Q2 Q3 Q4	Q1 Q2 Q3 Q4
PROJECT PLANNING												
HIRE DESIGNER												
PROJECT DESIGN												
HIRE CONTRACTOR												
ACTIVE CONSTRUCTION												
CONSTRUCTION CLOSEOUT												

### SCHOOL CHOICE ENHANCEMENT (SCEP)

#### CURRENT PHASE

COMPLETE

#### DELIVERED

Cafeteria blinds  
media center broadcast system  
marquee sign  
playground upgrades  
outdoor bench  
storage container  
chair mats

#### BUDGET

\$100,000

### MUSIC

#### SCOPE

COMPLETE 265 Instruments Delivered

#### TECHNOLOGY

#### SCOPE

COMPLETE 303 Items Delivered

#### TRAFFIC LIGHT INDICATOR OF VARIOUS RISK LEVELS



**HIGH:**  
Further analysis should be performed, if this risk still shows unacceptable or medium risk redesign and or other changes should be introduced to reduce the criticality.

**MEDIUM:**  
The risk may be acceptable but redesign or other changes should be considered if reasonably practical.

**LOW:**  
The risk is low and further risk reducing measures are not necessary.

## Sawgrass Elementary School



Address: 12655 NW 8 STREET, SUNRISE 33325  
Location Num: 3401  
Board District: 6  
Board Member: Laurie Rich Levinson  
ADEFP Budget: \$3,197,000  
Total Facilities Budget (Sum of Projects): \$2,646,000

### PRIMARY RENOVATIONS P.002127 SMART Program Renovations

#### CURRENT PHASE

RISK LEVEL

#### HIRE CONTRACTOR



#### PROJECT UPDATE

Letter of Recommendation (LOR) was extended to 3/11/22. The project was advertised on September 24, 2021, and a bid opening was on November 4, 2021. This project is expected to go to the January Board to award a GC.

#### PROJECT SCOPE

Re-roofing: Buildings 1, 2, 3, 4, 5, 6, 80, & 85. HVAC Improvements: Buildings 1, 2, 3, & 4, (Test & Balance, 1-AHU, 1-Condenser Unit). Electrical Improvements: Buildings 1, 2, 3, 4, 5, 6, & 80, (Canopy and Building lighting), Fire Alarm Replacement: Campus-wide Fire Sprinklers: Building 1.

#### BUDGET

	Current Budget	Actuals	Remaining Budget
Design	\$262,000	\$179,580	\$82,420
Construction	\$1,710,000	\$0	\$1,710,000
Construction Mgmt	\$553,250	\$335,855	\$217,395
Contingency	\$108,750	\$0	\$108,750
Consultants	\$7,000	\$4,800	\$2,200
Utilities	\$5,000	\$0	\$5,000
<b>Project Total:</b>	<b>\$2,646,000</b>	<b>\$520,235</b>	<b>\$2,125,765</b>

#### FLAG:

PHASE	2015	2016	2017	2018	2019	2020	2021	2022	2023	2024	2025	2026
	Q1 Q2 Q3 Q4	Q1 Q2 Q3 Q4	Q1 Q2 Q3 Q4	Q1 Q2 Q3 Q4	Q1 Q2 Q3 Q4	Q1 Q2 Q3 Q4	Q1 Q2 Q3 Q4	Q1 Q2 Q3 Q4	Q1 Q2 Q3 Q4	Q1 Q2 Q3 Q4	Q1 Q2 Q3 Q4	Q1 Q2 Q3 Q4
PROJECT PLANNING												
HIRE DESIGNER												
PROJECT DESIGN												
HIRE CONTRACTOR												
ACTIVE CONSTRUCTION												
CONSTRUCTION CLOSEOUT												

### SCHOOL CHOICE ENHANCEMENT (SCEP)

#### CURRENT PHASE

#### COMPLETE

#### DELIVERED

Playground upgrade to the 3-5 play area  
replacing sand areas with PIP  
student laptops  
minor security enhancements in the front office  
bulletin boards

#### BUDGET

\$100,000

### MUSIC



COMPLETE

#### SCOPE

282 Instruments Delivered

### TECHNOLOGY



COMPLETE

#### SCOPE

338 Items Delivered

#### TRAFFIC LIGHT INDICATOR OF VARIOUS RISK LEVELS



#### HIGH:

Further analysis should be performed, if this risk still shows unacceptable or medium risk redesign and or other changes should be introduced to reduce the criticality.

#### MEDIUM:

The risk may be acceptable but redesign or other changes should be considered if reasonably practical.

#### LOW:

The risk is low and further risk reducing measures are not necessary.

## Sawgrass Springs Middle School



Address: 12500 W SAMPLE ROAD, CORAL SPRINGS 33065  
Location Num: 3431  
Board District: 4  
Board Member: Lori Alhadeff  
ADEFP Budget: \$6,984,975  
Total Facilities Budget (Sum of Projects): \$6,556,975

### PRIMARY RENOVATIONS P.001841 SMART Program Renovation

#### CURRENT PHASE

RISK LEVEL

#### HIRE CONTRACTOR



#### PROJECT UPDATE

Two disciplines (Building, and Fire Alarm) are to be approved. The Consultant submitted 100% CD R02 responses into the BD system on 12/08/21. As of 12/31, The Building Dept. 100% CDs R03 review was completed, but documents must be returned to the consultant for changes.

#### PROJECT SCOPE

Building Envelope Improvement- Roof replacement at Buildings 1, 2, 3, 4, 5, 6, & 7. Building Envelope Improvement- Exterior painting at Buildings 2, & 9. Building Envelope Improvement- Windows replacement at Buildings 3, 4 & 5. Building Envelope Improvements- Alum. covered walkways restoration. HVAC Improvements- Equipment and controls in Buildings 1 to 6 and 9. T&B. Fire Sprinklers in Buildings 4. Fire Alarm System Replacement ADA code compliance work at Buildings 1, 3, and 4.

#### BUDGET

	Current Budget	Actuals	Remaining Budget
Design	\$459,495	\$350,911	\$108,584
Construction	\$4,758,680	\$395,769	\$4,362,911
FF&E and Technology	\$6,200	\$1,924	\$4,276
Construction Mgmt	\$1,020,250	\$511,444	\$508,806
Contingency	\$266,350	\$0	\$266,350
Consultants	\$35,000	\$11,459	\$23,541
Utilities	\$11,000	\$0	\$11,000
<b>Project Total:</b>	<b>\$6,556,975</b>	<b>\$1,271,507</b>	<b>\$5,285,468</b>

#### FLAG:

PHASE	2015	2016	2017	2018	2019	2020	2021	2022	2023	2024	2025	2026
	Q1 Q2 Q3 Q4	Q1 Q2 Q3 Q4	Q1 Q2 Q3 Q4	Q1 Q2 Q3 Q4	Q1 Q2 Q3 Q4	Q1 Q2 Q3 Q4	Q1 Q2 Q3 Q4	Q1 Q2 Q3 Q4	Q1 Q2 Q3 Q4	Q1 Q2 Q3 Q4	Q1 Q2 Q3 Q4	Q1 Q2 Q3 Q4
PROJECT PLANNING												
HIRE DESIGNER												
PROJECT DESIGN												
HIRE CONTRACTOR												
ACTIVE CONSTRUCTION												
CONSTRUCTION CLOSEOUT												

### SCHOOL CHOICE ENHANCEMENT (SCEP)

#### CURRENT PHASE

COMPLETE

#### DELIVERED

Laptops & TV production sound system

#### BUDGET

\$100,000

### MUSIC

#### SCOPE

COMPLETE 135 Instruments Delivered

#### TECHNOLOGY

#### SCOPE

COMPLETE 433 Items Delivered

#### TRAFFIC LIGHT INDICATOR OF VARIOUS RISK LEVELS



**HIGH:**  
Further analysis should be performed, if this risk still shows unacceptable or medium risk redesign and/or other changes should be introduced to reduce the criticality.

**MEDIUM:**  
The risk may be acceptable but redesign or other changes should be considered if reasonably practical.

**LOW:**  
The risk is low and further risk reducing measures are not necessary.

## Sea Castle Elementary School



Address 9600 MIRAMAR BOULEVARD, MIRAMAR 33025  
Location Num: 2871  
Board District: 2  
Board Member: Patricia Good  
ADEFP Budget: \$4,768,154  
Total Facilities Budget (Sum of Projects): \$4,319,154

### PRIMARY RENOVATIONS P.001632 GOB Renovations

#### CURRENT PHASE

RISK LEVEL

#### ACTIVE CONSTRUCTION



#### PROJECT UPDATE

Campus-wide Fire Alarm device installation and inspections are ongoing. ADA chair lift adjustments were completed.

#### PROJECT SCOPE

HVAC Improvements inclusive of (42) FCUs, (9) AHUs, and RTU replacements, Campus-wide Fire Alarm Replacement, Building Envelope Improvements inclusive of reroofing of bldg. 80 and exterior painting, ADA chair lift installation.

#### BUDGET

	Current Budget	Actuals	Remaining Budget
Design	\$287,252	\$273,155	\$14,097
Construction	\$3,095,048	\$3,008,070	\$86,978
FF&E and Technology	\$890	\$890	\$0
Direct Purchase	\$309,354	\$300,600	\$8,754
Construction Mgmt	\$438,202	\$396,126	\$42,076
Contingency	\$168,408	\$0	\$168,408
Consultants	\$20,000	\$6,004	\$13,996
<b>Project Total:</b>	<b>\$4,319,154</b>	<b>\$3,984,845</b>	<b>\$334,309</b>

#### FLAG: Schedule, REASON: Contractor Delays

PHASE	2015	2016	2017	2018	2019	2020	2021	2022	2023	2024	2025	2026
	Q1 Q2 Q3 Q4	Q1 Q2 Q3 Q4	Q1 Q2 Q3 Q4	Q1 Q2 Q3 Q4	Q1 Q2 Q3 Q4	Q1 Q2 Q3 Q4	Q1 Q2 Q3 Q4	Q1 Q2 Q3 Q4	Q1 Q2 Q3 Q4	Q1 Q2 Q3 Q4	Q1 Q2 Q3 Q4	Q1 Q2 Q3 Q4
PROJECT PLANNING												
HIRE DESIGNER												
PROJECT DESIGN												
HIRE CONTRACTOR												
ACTIVE CONSTRUCTION												
CONSTRUCTION CLOSEOUT												

### SCHOOL CHOICE ENHANCEMENT (SCEP)

#### CURRENT PHASE

COMPLETE

#### DELIVERED

Furniture  
office furniture  
digital marquee  
shade structure  
science tables  
projector  
cafeteria sound system  
laptops chargers

#### BUDGET

\$100,000

### MUSIC

✓ COMPLETE

#### SCOPE

131 Instruments Delivered

#### TECHNOLOGY

✓ COMPLETE

#### SCOPE

420 Items Delivered

#### TRAFFIC LIGHT INDICATOR OF VARIOUS RISK LEVELS



#### HIGH:

Further analysis should be performed, if this risk still shows unacceptable or medium risk redesign and/or other changes should be introduced to reduce the criticality.

#### MEDIUM:

The risk may be acceptable but redesign or other changes should be considered if reasonably practical.

#### LOW:

The risk is low and further risk reducing measures are not necessary.

## Seagull Alternative High School



Address 425 SW 28TH STREET, FORT LAUDERDALE 33315  
Location Num: 601  
Board District: 3  
Board Member: Sarah Leonardi  
ADEFP Budget: \$2,731,082  
Total Facilities Budget (Sum of Projects): \$2,455,082

### PRIMARY RENOVATIONS P.001951 SMART Program Renovations

#### CURRENT PHASE

RISK LEVEL

#### ACTIVE CONSTRUCTION



#### PROJECT UPDATE

Several plan changes for the replacement of the wood deck had to be submitted to the Bldg. Dept. For this work, contractor has submitted a change order for A/E to review. Contractor would also submit other change orders for review based on the existing roof condition at the East side of Bldg. 1 and the missing mechanical equipment not shown in the plans. Final ASI#11 has been submitted to the Bldg. Dept. for approval.

#### PROJECT SCOPE

Building Envelope Roofing Improvements: Buildings 1, 2 & 3 Wall Painting: Building 1 ADA Restroom Renovations: Building 1 Media Center Renovations: Building 1 including new flooring Fire Alarm improvements: Campus-wide Bldgs.1, 2, 3, 4 & Portables HVAC AHU Renovation in the Cafeteria HVAC Test & Balance: Building 1

#### BUDGET

	Current Budget	Actuals	Remaining Budget
Design	\$141,697	\$122,948	\$18,749
Construction	\$1,864,687	\$1,189,547	\$675,140
FF&E and Technology	\$25,000	\$0	\$25,000
Direct Purchase	\$33,866	\$0	\$33,866
Construction Mgmt	\$206,479	\$103,400	\$103,079
Contingency	\$168,353	\$0	\$168,353
Consultants	\$15,000	\$12,207	\$2,793
<b>Project Total:</b>	<b>\$2,455,082</b>	<b>\$1,428,102</b>	<b>\$1,026,980</b>

#### FLAG: Schedule, REASON: Contractor Delays

PHASE	2015	2016	2017	2018	2019	2020	2021	2022	2023	2024	2025	2026
	Q1 Q2 Q3 Q4	Q1 Q2 Q3 Q4	Q1 Q2 Q3 Q4	Q1 Q2 Q3 Q4	Q1 Q2 Q3 Q4	Q1 Q2 Q3 Q4	Q1 Q2 Q3 Q4	Q1 Q2 Q3 Q4	Q1 Q2 Q3 Q4	Q1 Q2 Q3 Q4	Q1 Q2 Q3 Q4	Q1 Q2 Q3 Q4
PROJECT PLANNING												
HIRE DESIGNER												
PROJECT DESIGN												
HIRE CONTRACTOR												
ACTIVE CONSTRUCTION												
CONSTRUCTION CLOSEOUT												

### SCHOOL CHOICE ENHANCEMENT (SCEP)

#### CURRENT PHASE

#### BUDGET

COMPLETE

\$100,000

#### DELIVERED

Printers  
laptops  
two-way radios  
chairs & playground upgrades

#### TRAFFIC LIGHT INDICATOR OF VARIOUS RISK LEVELS



**HIGH:**  
Further analysis should be performed, if this risk still shows unacceptable or medium risk redesign and or other changes should be introduced to reduce the criticality.

**MEDIUM:**  
The risk may be acceptable but redesign or other changes should be considered if reasonably practical.

**LOW:**  
The risk is low and further risk reducing measures are not necessary.

## Seminole Middle School



Address: 6200 SW 16 STREET, PLANTATION 33317  
Location Num: 1891  
Board District: 6  
Board Member: Laurie Rich Levinson  
ADEFP Budget: \$5,345,000  
Total Facilities Budget (Sum of Projects): \$4,619,000

### PRIMARY RENOVATIONS P.002047 SMART Program Renovations

#### CURRENT PHASE

RISK LEVEL

#### DESIGN



#### PROJECT UPDATE

12-9-21 A/E submitted 100% CD R03. 12-17-21 PM reviewed and comment on 100% CD R03 for A/E revisions.

#### PROJECT SCOPE

Re-roofing: Buildings 1, 3, 4, 5, 85 & 86. Storefront Windows Replacement: Building 1. Aluminum Covered Walkway Repairs. Fire Alarm System Replacement: Campus-wide. Fire Sprinklers at Bldg. 1. & Fire Loop HVAC Improvements- Replace Components at Buildings 1,2, & 5 and Test & Balance: Buildings 2, 3, 85, & 86. Media Center Improvements: Building 1. ADA Restroom Improvements: Building 1.

#### BUDGET

	Current Budget	Actuals	Remaining Budget
Design	\$372,500	\$255,539	\$116,961
Construction	\$2,900,000	\$20,768	\$2,879,232
FF&E and Technology	\$62,072	\$31,643	\$30,429
Construction Mgmt	\$1,075,000	\$763,512	\$311,488
Contingency	\$190,928	\$0	\$190,928
Consultants	\$9,000	\$5,084	\$3,916
Utilities	\$9,500	\$0	\$9,500
<b>Project Total:</b>	<b>\$4,619,000</b>	<b>\$1,076,546</b>	<b>\$3,542,454</b>

#### FLAG:

PHASE	2015	2016	2017	2018	2019	2020	2021	2022	2023	2024	2025	2026
	Q1 Q2 Q3 Q4	Q1 Q2 Q3 Q4	Q1 Q2 Q3 Q4	Q1 Q2 Q3 Q4	Q1 Q2 Q3 Q4	Q1 Q2 Q3 Q4	Q1 Q2 Q3 Q4	Q1 Q2 Q3 Q4	Q1 Q2 Q3 Q4	Q1 Q2 Q3 Q4	Q1 Q2 Q3 Q4	Q1 Q2 Q3 Q4
PROJECT PLANNING												
HIRE DESIGNER												
PROJECT DESIGN												
HIRE CONTRACTOR												
ACTIVE CONSTRUCTION												
CONSTRUCTION CLOSEOUT												

### PRIMARY RENOVATIONS P.002807 SMART Program Renovations

#### CURRENT PHASE

RISK LEVEL

#### PROJECT PLANNING



#### PROJECT UPDATE

The roofing group is preparing for the roof to be carved out and bid under a CSMP due to the condition of the roof.

#### PROJECT SCOPE

Roofs carve-out - Bldgs. 1 & 3 and their associated roof top mechanical equipment.

#### FLAG:

PHASE	2015	2016	2017	2018	2019	2020	2021	2022	2023	2024	2025	2026
	Q1 Q2 Q3 Q4	Q1 Q2 Q3 Q4	Q1 Q2 Q3 Q4	Q1 Q2 Q3 Q4	Q1 Q2 Q3 Q4	Q1 Q2 Q3 Q4	Q1 Q2 Q3 Q4	Q1 Q2 Q3 Q4	Q1 Q2 Q3 Q4	Q1 Q2 Q3 Q4	Q1 Q2 Q3 Q4	Q1 Q2 Q3 Q4
HIRE CONTRACTOR												
ACTIVE CONSTRUCTION												
CONSTRUCTION CLOSEOUT												

### SCHOOL CHOICE ENHANCEMENT (SCEP)

### ATHLETICS

#### TRAFFIC LIGHT INDICATOR OF VARIOUS RISK LEVELS



**HIGH:**  
Further analysis should be performed, if this risk still shows unacceptable or medium risk redesign and/or other changes should be introduced to reduce the criticality.

**MEDIUM:**  
The risk may be acceptable but redesign or other changes should be considered if reasonably practical.

**LOW:**  
The risk is low and further risk reducing measures are not necessary.

## Seminole Middle School



Address: 6200 SW 16 STREET, PLANTATION 33317  
Location Num: 1891  
Board District: 6  
Board Member: Laurie Rich Levinson  
ADEFP Budget: \$5,345,000  
Total Facilities Budget (Sum of Projects): \$4,619,000

### PRIMARY RENOVATIONS P.002808 SMART Program Renovations

#### CURRENT PHASE

RISK LEVEL

#### PROJECT PLANNING



#### PROJECT UPDATE

Project is in bid and award It is the intent to add Bldg. 3 to this project

#### PROJECT SCOPE

Roofs carve-out - Bldgs. 4, 5, 85 & 86 and their associated roof top mechanical equipment

#### FLAG:

PHASE	2015				2016				2017				2018				2019				2020				2021				2022				2023				2024				2025				2026																																																																																																																																																																																																																																																																																																																																																																																																																																																																																																																																																																																																																																																																																																																																																																																																																																																																																																																																																																																																																																																																																																																																																																																																																																																																																																																																																																																																																																																																																			
HIRE CONTRACTOR																																																																																																																																																																																																																																																																																																																																																																																																																																																																																																																																																																																																																																																																																																																																																																																																																																																																																																																																																																																																																																																																																																																																																																																																																																																																																																																																																																																																																																																																																																																																

#### CURRENT PHASE

COMPLETE

#### DELIVERED

Pressure Cleaner (Facilities)  
Projectors  
iPad  
Printers  
storage Racks  
Action Camera  
Think Vision Monitor  
security enhancement for the Single Point of Entry (electric strikes)  
Two-way radios  
laptops  
office furniture (partial)  
External hard drives

#### BUDGET

\$100,000

#### SCOPE

COMPLETE Track

#### MUSIC

COMPLETE SCOPE  
57 Instruments Delivered

#### TECHNOLOGY

COMPLETE SCOPE  
496 Items Delivered

#### TRAFFIC LIGHT INDICATOR OF VARIOUS RISK LEVELS



**HIGH:**  
Further analysis should be performed, if this risk still shows unacceptable or medium risk redesign and or other changes should be introduced to reduce the criticality.  
**MEDIUM:**  
The risk may be acceptable but redesign or other changes should be considered if reasonably practical.  
**LOW:**  
The risk is low and further risk reducing measures are not necessary.

## Sheridan Hills Elementary School



Address: 5001 THOMAS STREET, HOLLYWOOD 33021  
Location Num: 1811  
Board District: 1  
Board Member: Ann Murray  
ADEFP Budget: \$3,564,764  
Total Facilities Budget (Sum of Projects): \$7,121,961

### PRIMARY RENOVATIONS P.001636 Building Renovations

#### CURRENT PHASE

RISK LEVEL

#### ACTIVE CONSTRUCTION



#### PROJECT UPDATE

Shop drawings are being submitted and reviewed and are pending final approval.

#### PROJECT SCOPE

Campus Improvement Aluminum Covered Walkway Repair - Total Roof Area 4,325 S.F. Replace Damaged Pole Lighting Media Center Improvements Renovate Existing Media Center Building Envelope Improvements Reroof Buildings 1, 2, 3, 4, 5, and 75 consists of a total roof area of 76,786 SF. HVAC Building 1 - Replace 2 chillers, & Install 3 new circulating pumps in the chiller yard, New HVAC Unit for the office, install 3 new toilet exhaust systems Building 2 - Install 2 new toilet exhaust systems Building 4 - Replace 2 air handlers and controls Building 75 - Remove the existing single room HVAC units and install 2 complete HVAC systems. FIRE SAFETY Replace Entire Fire Alarm System. Install Emergency Exit Signage KITCHEN Replace Kitchen Exhaust Hood and install new make up air system ELECTRICAL Panel Board, Distribution Panel, GFI Receptacles and mounted Building Lighting

#### BUDGET

	Current Budget	Actuals	Remaining Budget
Design	\$405,777	\$165,047	\$240,730
Construction	\$5,546,771	\$134,461	\$5,412,310
FF&E and Technology	\$40,000	\$0	\$40,000
Construction Mgmt	\$717,800	\$256,758	\$461,042
Contingency	\$391,613	\$0	\$391,613
Consultants	\$20,000	\$22,962	(\$2,962)
<b>Project Total:</b>	<b>\$7,121,961</b>	<b>\$579,228</b>	<b>\$6,542,733</b>

#### FLAG:

PHASE	2015	2016	2017	2018	2019	2020	2021	2022	2023	2024	2025	2026
	Q1 Q2 Q3 Q4	Q1 Q2 Q3 Q4	Q1 Q2 Q3 Q4	Q1 Q2 Q3 Q4	Q1 Q2 Q3 Q4	Q1 Q2 Q3 Q4	Q1 Q2 Q3 Q4	Q1 Q2 Q3 Q4	Q1 Q2 Q3 Q4	Q1 Q2 Q3 Q4	Q1 Q2 Q3 Q4	Q1 Q2 Q3 Q4
PROJECT PLANNING												
HIRE DESIGNER												
PROJECT DESIGN												
HIRE CONTRACTOR												
ACTIVE CONSTRUCTION												
CONSTRUCTION CLOSEOUT												

### SCHOOL CHOICE ENHANCEMENT (SCEP)

#### CURRENT PHASE

COMPLETE

#### DELIVERED

Outdoor benches  
cafeteria tables  
upgrade to school offices and music room  
murals  
floor mats  
outdoor mats  
digital marquee

#### BUDGET

\$100,000

### MUSIC

#### SCOPE

369 Instruments Delivered

#### TECHNOLOGY

#### SCOPE

273 Items Delivered

#### TRAFFIC LIGHT INDICATOR OF VARIOUS RISK LEVELS



**HIGH:**  
Further analysis should be performed, if this risk still shows unacceptable or medium risk redesign and or other changes should be introduced to reduce the criticality.

**MEDIUM:**  
The risk may be acceptable but redesign or other changes should be considered if reasonably practical.

**LOW:**  
The risk is low and further risk reducing measures are not necessary.

## Sheridan Park Elementary School



Address: 2310 N 70 TERRACE, HOLLYWOOD 33024  
Location Num: 1321  
Board District: 1  
Board Member: Ann Murray  
ADEFP Budget: \$3,573,377  
Total Facilities Budget (Sum of Projects): \$4,113,906

### PRIMARY RENOVATIONS P.002071 SMART Program Renovations

#### CURRENT PHASE

RISK LEVEL

#### ACTIVE CONSTRUCTION



#### PROJECT UPDATE

The contractor is working on their submittals and mobilizing to the job site. Trailer submittal was submitted 12/09/21 to the Building department. Submittal was returned as revise and resubmit. Trailer submittal should be resubmitted by 1/14/22. The roofing binder should be submitted by the end of January.

#### PROJECT SCOPE

Re-Roofing for Buildings 2, 3 & 6. Media Center Improvements for Building 1. Aluminum Windows and Exterior Door Replacement: Building 1. Exterior Door Hardware Replacement for Building 1, 2, 3 & 4. Re-Paint Exterior Wall for Building 1, 2, 3, 4, 5 & 6. Re-Paint Exterior Soffit for Building 2 & 4. Aluminum Covered Walkway Repair HVAC Renovations/Replacement for Buildings 1. Emergency Exit Replacement. Electrical Switchgear Replacement. Canopy Lighting Replacement. Light Poles Replacement. Emergency Lighting Replacement & Install for Building 1 & 4. Duct heater, Data port, controls, Ext. Meter Replacement for Bldg. 1. GFCI Electrical Receptacles Replacement for Building 1, 4, 5 & 6.

#### BUDGET

	Current Budget	Actuals	Remaining Budget
Design	\$302,000	\$161,030	\$140,970
Construction	\$2,987,029	\$58,339	\$2,928,690
FF&E and Technology	\$159,538	\$0	\$159,538
Construction Mgmt	\$510,272	\$340,498	\$169,774
Contingency	\$145,067	\$0	\$145,067
Consultants	\$10,000	\$5,304	\$4,696
<b>Project Total:</b>	<b>\$4,113,906</b>	<b>\$565,171</b>	<b>\$3,548,735</b>

#### FLAG:

PHASE	2015	2016	2017	2018	2019	2020	2021	2022	2023	2024	2025	2026
	Q1 Q2 Q3 Q4	Q1 Q2 Q3 Q4	Q1 Q2 Q3 Q4	Q1 Q2 Q3 Q4	Q1 Q2 Q3 Q4	Q1 Q2 Q3 Q4	Q1 Q2 Q3 Q4	Q1 Q2 Q3 Q4	Q1 Q2 Q3 Q4	Q1 Q2 Q3 Q4	Q1 Q2 Q3 Q4	Q1 Q2 Q3 Q4
PROJECT PLANNING												
HIRE DESIGNER												
PROJECT DESIGN												
HIRE CONTRACTOR												
ACTIVE CONSTRUCTION												
CONSTRUCTION CLOSEOUT												

### SCHOOL CHOICE ENHANCEMENT (SCEP)

#### CURRENT PHASE

COMPLETE

#### DELIVERED

ID machine  
poster maker  
desktop  
desks for front office  
carpet extractor  
Promethean boards  
replaced the doors in FISH 101 & 101K with impact glass  
and installed strikes

#### BUDGET

\$100,000

#### IN PROGRESS

Carpet replacement in the administration area

### MUSIC

✓ COMPLETE

#### SCOPE

420 Instruments Delivered

### TECHNOLOGY

✓ COMPLETE

#### SCOPE

309 Items Delivered

#### TRAFFIC LIGHT INDICATOR OF VARIOUS RISK LEVELS



#### HIGH:

Further analysis should be performed, if this risk still shows unacceptable or medium risk redesign and or other changes should be introduced to reduce the criticality.

#### MEDIUM:

The risk may be acceptable but redesign or other changes should be considered if reasonably practical.

#### LOW:

The risk is low and further risk reducing measures are not necessary.

## Sheridan Technical College (f.k.a. Sheridan Technical Center)



Address: 5400 W SHERIDAN STREET, HOLLYWOOD 33021  
Location Num: 1051  
Board District: 1  
Board Member: Ann Murray  
ADEFP Budget: \$8,726,000  
Total Facilities Budget (Sum of Projects): \$7,770,000

### PRIMARY RENOVATIONS P.002060 SMART Program Renovations

#### CURRENT PHASE

RISK LEVEL

#### DESIGN



#### PROJECT UPDATE

The A/E issued R04 comment responses on 12/16/21 to the Building Dept. Site Utilities, Building, Mechanical, Electrical, Fire Safety, Fire Alarm, and Roofing disciplines were approved. Fire Protection is Revise and Resubmit. The Building Department R05 review was in progress as of 12/31/21. Site Utilities, Building, Electrical disciplines were re-opened and being reviewed. Fire Protection is approved. Project Manager made progress meeting with A/E, CMAR and Team Leader JW on 12/14/21.

#### PROJECT SCOPE

Building Envelop with Re-roofing: Buildings 1, 7, 11, 12, 13, 14, 15, 16 and 17. Replace miscellaneous metal deck. Building Envelop with Storefront replacement at Building 11. Covered Walkway Roofing: Building 12 & 15 to 17. Fire Alarm Replacement: Campus-wide Electrical Improvements with Building 10 Switchgear, parking lot lighting. Fire Sprinklers: Buildings 1, 12, 13, & 17, and Fire Service Connection Buildings 4 & 19. HVAC Component Replacement: Buildings 1, 4, 7, 11, 12, 13, 14, 15 and 17. ADA Restroom Renovations: Building 12 Media Center Improvements

#### BUDGET

	Current Budget	Actuals	Remaining Budget
Design	\$756,573	\$344,230	\$412,343
Construction	\$5,335,000	\$142,313	\$5,192,687
Construction Mgmt	\$1,347,427	\$1,028,492	\$318,935
Contingency	\$300,000	\$0	\$300,000
Consultants	\$15,000	\$9,996	\$5,004
Utilities	\$16,000	\$0	\$16,000
<b>Project Total:</b>	<b>\$7,770,000</b>	<b>\$1,525,031</b>	<b>\$6,244,969</b>

#### FLAG:

PHASE	2015	2016	2017	2018	2019	2020	2021	2022	2023	2024	2025	2026
	Q1 Q2 Q3 Q4	Q1 Q2 Q3 Q4	Q1 Q2 Q3 Q4	Q1 Q2 Q3 Q4	Q1 Q2 Q3 Q4	Q1 Q2 Q3 Q4	Q1 Q2 Q3 Q4	Q1 Q2 Q3 Q4	Q1 Q2 Q3 Q4	Q1 Q2 Q3 Q4	Q1 Q2 Q3 Q4	Q1 Q2 Q3 Q4
PROJECT PLANNING												
HIRE DESIGNER												
PROJECT DESIGN												
HIRE CONTRACTOR												
ACTIVE CONSTRUCTION												
CONSTRUCTION CLOSEOUT												

### SCHOOL CHOICE ENHANCEMENT (SCEP)

#### CURRENT PHASE

#### BUDGET

#### IMPLEMENTATION

\$100,000

#### DELIVERED

Furniture for the registration office

#### TRAFFIC LIGHT INDICATOR OF VARIOUS RISK LEVELS



**HIGH:**  
Further analysis should be performed, if this risk still shows unacceptable or medium risk redesign and/or other changes should be introduced to reduce the criticality.

**MEDIUM:**  
The risk may be acceptable but redesign or other changes should be considered if reasonably practical.

**LOW:**  
The risk is low and further risk reducing measures are not necessary.

## Sheridan Technical High School



Address: 3775 SW 16TH STREET, FORT LAUDERDALE 33312  
Location Num: 1051  
Board District: 3  
Board Member: Sarah Leonardi  
ADEFP Budget: \$2,210,000  
Total Facilities Budget (Sum of Projects): \$2,070,000

### PRIMARY RENOVATIONS P.002128 SMART Program Renovations

#### CURRENT PHASE

RISK LEVEL

#### DESIGN



#### PROJECT UPDATE

12-23-21 Project Manager complete the 90%/100% CD back check review. 12-28-21 A/E received the Design Team's 90%/100% CD back check review comments.

#### PROJECT SCOPE

Building Envelop- Reroof Building 1 high roof and low roofs at an estimated amount of 83,000 sqft. Repair of HVAC Piping (50 SF) Paint for new overflow scuppers in Building 1. Pressure wash, prep, and paint of Exterior Soffit in Building 2. Remove Aluminum Walkway Covers scope altogether. Remove the replacement of (1) AC wall unit in Building 2. Remove stucco patching in Building 3.

#### BUDGET

	Current Budget	Actuals	Remaining Budget
Design	\$245,000	\$152,498	\$92,502
Construction	\$1,405,000	\$31,910	\$1,373,090
Construction Mgmt	\$358,150	\$140,715	\$217,435
Contingency	\$56,850	\$0	\$56,850
Consultants	\$5,000	\$270	\$4,730
<b>Project Total:</b>	<b>\$2,070,000</b>	<b>\$325,393</b>	<b>\$1,744,607</b>

#### FLAG:

PHASE	2015	2016	2017	2018	2019	2020	2021	2022	2023	2024	2025	2026
	Q1 Q2 Q3 Q4	Q1 Q2 Q3 Q4	Q1 Q2 Q3 Q4	Q1 Q2 Q3 Q4	Q1 Q2 Q3 Q4	Q1 Q2 Q3 Q4	Q1 Q2 Q3 Q4	Q1 Q2 Q3 Q4	Q1 Q2 Q3 Q4	Q1 Q2 Q3 Q4	Q1 Q2 Q3 Q4	Q1 Q2 Q3 Q4
PROJECT PLANNING												
HIRE DESIGNER												
PROJECT DESIGN												
HIRE CONTRACTOR												
ACTIVE CONSTRUCTION												
CONSTRUCTION CLOSEOUT												

### SCHOOL CHOICE ENHANCEMENT (SCEP)

#### CURRENT PHASE

#### BUDGET

#### COMPLETE

\$100,000

#### DELIVERED

(115) ThinkPad L390

(115) ThinkPad & 15.6-inch Backpacks

#### TRAFFIC LIGHT INDICATOR OF VARIOUS RISK LEVELS



#### HIGH:

Further analysis should be performed, if this risk still shows unacceptable or medium risk redesign and or other changes should be introduced to reduce the criticality.

#### MEDIUM:

The risk may be acceptable but redesign or other changes should be considered if reasonably practical.

#### LOW:

The risk is low and further risk reducing measures are not necessary.

## Silver Lakes Elementary School



Address: 2300 SW 173 AVENUE, MIRAMAR 33029  
Location Num: 3371  
Board District: 2  
Board Member: Patricia Good  
ADEFP Budget: \$2,786,741  
Total Facilities Budget (Sum of Projects): \$2,277,540

### PRIMARY RENOVATIONS P.002009 SMART Program Renovations

#### CURRENT PHASE

RISK LEVEL

#### CONSTRUCTION CLOSEOUT



#### PROJECT UPDATE

Substantial Completion was achieved on 9/29/2020. There are no pending change orders on this project. The project went to the board during the August 17 board meeting. The Certificate of Final Completion (Form 209) was received on 8/24/2021. Closeout binders have been received and the GC has submitted their final invoice. The One-year warranty walkthrough was held on 9/13/2021. The closeout documents were delivered to the school on 9/29/2021. Consultation is currently being held for AE's final invoice turnover and PO closeout. Final ATP for additional fees is in process.

#### PROJECT SCOPE

Reroofing: Buildings 1 & 2 HVAC Improvements: Building 1: T&B, Large Diameter Exhaust

#### BUDGET

	Current Budget	Actuals	Remaining Budget
Design	\$174,711	\$55,166	\$119,545
Construction	\$1,636,846	\$1,636,846	\$0
Direct Purchase	\$218,873	\$218,873	\$0
Construction Mgmt	\$247,110	\$178,492	\$68,618
<b>Project Total:</b>	<b>\$2,277,540</b>	<b>\$2,089,377</b>	<b>\$188,163</b>

#### FLAG:

PHASE	2015				2016				2017				2018				2019				2020				2021				2022				2023				2024				2025				2026			
	Q1	Q2	Q3	Q4	Q1	Q2	Q3	Q4	Q1	Q2	Q3	Q4	Q1	Q2	Q3	Q4	Q1	Q2	Q3	Q4	Q1	Q2	Q3	Q4	Q1	Q2	Q3	Q4	Q1	Q2	Q3	Q4	Q1	Q2	Q3	Q4	Q1	Q2	Q3	Q4	Q1	Q2	Q3	Q4				
PROJECT PLANNING																																																
HIRE DESIGNER																																																
PROJECT DESIGN																																																
HIRE CONTRACTOR																																																
ACTIVE CONSTRUCTION																																																
CONSTRUCTION CLOSEOUT																																																

### SCHOOL CHOICE ENHANCEMENT (SCEP)

#### CURRENT PHASE

#### BUDGET

COMPLETE

\$100,000

#### DELIVERED

New Pre k-2 playground with shade and PIP surfacing

### MUSIC

#### SCOPE

COMPLETE

634 Instruments Delivered

### TECHNOLOGY

#### SCOPE

COMPLETE

260 Items Delivered

#### TRAFFIC LIGHT INDICATOR OF VARIOUS RISK LEVELS



#### HIGH:

Further analysis should be performed, if this risk still shows unacceptable or medium risk redesign and/or other changes should be introduced to reduce the criticality.

#### MEDIUM:

The risk may be acceptable but redesign or other changes should be considered if reasonably practical.

#### LOW:

The risk is low and further risk reducing measures are not necessary.

## Silver Lakes Middle School



Address: 7600 TAM O'SHANTER BOULEVARD, NORTH LAUDERDALE 33068  
Location Num: 2971  
Board District: 4  
Board Member: Lori Alhadeff  
ADEFP Budget: \$2,931,000  
Total Facilities Budget (Sum of Projects): \$2,150,000

### PRIMARY RENOVATIONS P.001409 HVAC Completion

#### CURRENT PHASE

RISK LEVEL

#### DESIGN



#### PROJECT UPDATE

The project is in the procurement stage and will be delivered via a CSMP contract. CSMP bids have been evaluated and additional meetings are being scheduled with the CSMP contractors in order to award the project. Project LOR has been extended to 4/1/22

#### PROJECT SCOPE

Scope of work consists of upgrading the existing Mechanical and Electrical rooms throughout the School to address the previous electrical code violations as a result of the Building officials' inspections. It also includes additional electrical duct heaters as part of the HVAC system upgrade.

#### FLAG:

No Data Available

### PRIMARY RENOVATIONS P.002144 SMART Program Renovations

#### CURRENT PHASE

RISK LEVEL

#### DESIGN



#### PROJECT UPDATE

12-16-21 Project Manager complete the 90%/100% CD back check review and forwarded comments to A/E for resolution.

#### PROJECT SCOPE

Re-Roofing Buildings: 1, 6, 7, 8, 9, 10, 11, 12, 13, 14, 15, & 85. Fire Sprinklers Building 7. Media Center Renovations Building 6.

#### BUDGET

	Current Budget	Actuals	Remaining Budget
Design	\$238,839	\$99,365	\$139,474
Construction	\$1,390,000	\$227	\$1,389,773
Construction Mgmt	\$418,951	\$264,025	\$154,926
Contingency	\$72,210	\$0	\$72,210
Consultants	\$25,000	\$3,613	\$21,387
Utilities	\$5,000	\$0	\$5,000
<b>Project Total:</b>	<b>\$2,150,000</b>	<b>\$367,230</b>	<b>\$1,782,770</b>

#### FLAG:

PHASE	2015	2016	2017	2018	2019	2020	2021	2022	2023	2024	2025	2026
	Q1 Q2 Q3 Q4	Q1 Q2 Q3 Q4	Q1 Q2 Q3 Q4	Q1 Q2 Q3 Q4	Q1 Q2 Q3 Q4	Q1 Q2 Q3 Q4	Q1 Q2 Q3 Q4	Q1 Q2 Q3 Q4	Q1 Q2 Q3 Q4	Q1 Q2 Q3 Q4	Q1 Q2 Q3 Q4	Q1 Q2 Q3 Q4
PROJECT PLANNING												
HIRE DESIGNER												
PROJECT DESIGN												
HIRE CONTRACTOR												
ACTIVE CONSTRUCTION												
CONSTRUCTION CLOSEOUT												

### SCHOOL CHOICE ENHANCEMENT (SCEP)

#### CURRENT PHASE

IMPLEMENTATION

#### BUDGET

\$100,000

#### IN PROGRESS

Window wraps  
indoor furniture

### MUSIC



#### SCOPE

122 Instruments Delivered

### TECHNOLOGY



#### SCOPE

71 Items Delivered

#### TRAFFIC LIGHT INDICATOR OF VARIOUS RISK LEVELS



#### HIGH:

Further analysis should be performed, if this risk still shows unacceptable or medium risk redesign and/or other changes should be introduced to reduce the criticality.

#### MEDIUM:

The risk may be acceptable but redesign or other changes should be considered if reasonably practical.

#### LOW:

The risk is low and further risk reducing measures are not necessary.

## Silver Palms Elementary School



Address: 1209 NW 155 AVENUE, PEMBROKE PINES 33028  
Location Num: 3491  
Board District: 2  
Board Member: Patricia Good  
ADEFP Budget: \$1,876,000  
Total Facilities Budget (Sum of Projects): \$3,616,400

### PRIMARY RENOVATIONS P.002146 SMART Program Renovations

#### CURRENT PHASE

RISK LEVEL

#### ACTIVE CONSTRUCTION



#### PROJECT UPDATE

The Project is 98% complete, passed electrical and paint final inspections, contractor is working on the final punch list to call for the remaining final inspections.

#### PROJECT SCOPE

Site: Cleaning and unclogging drainage of the existing aluminum walkway covers. Re-roofing: Buildings 1, 2, and 75. HVAC improvement: Buildings 1, 2, and 75. Exterior Stucco Replacement: Building 75. Exterior Painting: Building 75.

#### BUDGET

	Current Budget	Actuals	Remaining Budget
Design	\$150,000	\$101,106	\$48,894
Construction	\$2,732,457	\$1,228,010	\$1,504,447
Direct Purchase	\$187,866	\$85,395	\$102,471
Construction Mgmt	\$416,000	\$215,713	\$200,287
Contingency	\$127,077	\$0	\$127,077
Consultants	\$3,000	\$294	\$2,706
<b>Project Total:</b>	<b>\$3,616,400</b>	<b>\$1,630,518</b>	<b>\$1,985,882</b>

#### FLAG:

PHASE	2015	2016	2017	2018	2019	2020	2021	2022	2023	2024	2025	2026
	Q1 Q2 Q3 Q4	Q1 Q2 Q3 Q4	Q1 Q2 Q3 Q4	Q1 Q2 Q3 Q4	Q1 Q2 Q3 Q4	Q1 Q2 Q3 Q4	Q1 Q2 Q3 Q4	Q1 Q2 Q3 Q4	Q1 Q2 Q3 Q4	Q1 Q2 Q3 Q4	Q1 Q2 Q3 Q4	Q1 Q2 Q3 Q4
PROJECT PLANNING												
HIRE DESIGNER												
PROJECT DESIGN												
HIRE CONTRACTOR												
ACTIVE CONSTRUCTION												
CONSTRUCTION CLOSEOUT												

### SCHOOL CHOICE ENHANCEMENT (SCEP)

#### CURRENT PHASE

#### IMPLEMENTATION

#### DELIVERED

Retrofitting the existing digital marquee  
school beautification; media center/ school Improvements furniture

#### BUDGET

\$100,000

### MUSIC

#### SCOPE

COMPLETE 205 Instruments Delivered

#### TECHNOLOGY

#### SCOPE

COMPLETE 306 Items Delivered

#### TRAFFIC LIGHT INDICATOR OF VARIOUS RISK LEVELS



**HIGH:**  
Further analysis should be performed, if this risk still shows unacceptable or medium risk redesign and or other changes should be introduced to reduce the criticality.

**MEDIUM:**  
The risk may be acceptable but redesign or other changes should be considered if reasonably practical.

**LOW:**  
The risk is low and further risk reducing measures are not necessary.

## Silver Ridge Elementary School



Address: 9100 SW 36 STREET, DAVIE 33328  
Location Num: 3081  
Board District: 6  
Board Member: Laurie Rich Levinson  
ADEFP Budget: \$3,646,700  
Total Facilities Budget (Sum of Projects): \$3,032,699

### PRIMARY RENOVATIONS P.001984 SMART Program Renovations

#### CURRENT PHASE

RISK LEVEL

#### CONSTRUCTION CLOSEOUT



#### PROJECT UPDATE

The project received substantial completion on 3/10/2021. Construction is complete and Change Orders are all approved. All final inspections are done. The commissioning has been completed and submitted to the Building Department. The Certificate of Final Inspection (Form 209) was completed by the Building Dept. 11/23/2021. The project will be going to the Board for Final Release/ Final Change order/ Final acceptance in January 2022. Closeout binders were received and pending items have been requested.

#### PROJECT SCOPE

Door Hardware Replacement: Buildings 01, 03, 04, 05, 06, 07, 08, 09 & 10 Mechanical: Buildings 01 (controls, duct heater, ductwork, & air handlers), 02 (Complete HVAC System Replacement), 03 (condenser, controls, & ductwork), 04 (condenser, ductwork, & 4x4 exhausts/hoods), 05 (controls, duct heater, ductwork & air handlers), 06 (condenser, controls, duct heater, ductwork, electric unit heater, and air handler), 07 (compressor, condenser, controls, duct heater, ductwork, & air handler), 08 Controls, duct heater, ductwork, and air handler), 09 (condenser, controls, duct heater, ductwork, electrical unit heater & air handler), 10 (condenser, duct heater, ductwork, & air handler), 11 (condenser and exhaust fan ventilation)

#### BUDGET

	Current Budget	Actuals	Remaining Budget
Design	\$192,000	\$150,289	\$41,711
Construction	\$2,266,319	\$2,258,640	\$7,679
Direct Purchase	\$197,374	\$197,374	\$0
Construction Mgmt	\$294,550	\$261,669	\$32,881
Contingency	\$26,570	\$0	\$26,570
Consultants	\$5,886	\$4,687	\$1,199
<b>Project Total:</b>	<b>\$2,982,699</b>	<b>\$2,872,659</b>	<b>\$110,040</b>

#### FLAG:

PHASE	2015 Q1 Q2 Q3 Q4	2016 Q1 Q2 Q3 Q4	2017 Q1 Q2 Q3 Q4	2018 Q1 Q2 Q3 Q4	2019 Q1 Q2 Q3 Q4	2020 Q1 Q2 Q3 Q4	2021 Q1 Q2 Q3 Q4	2022 Q1 Q2 Q3 Q4	2023 Q1 Q2 Q3 Q4	2024 Q1 Q2 Q3 Q4	2025 Q1 Q2 Q3 Q4	2026 Q1 Q2 Q3 Q4
PROJECT PLANNING												
HIRE DESIGNER												
PROJECT DESIGN												
HIRE CONTRACTOR												
ACTIVE CONSTRUCTION												
CONSTRUCTION CLOSEOUT												

#### TRAFFIC LIGHT INDICATOR OF VARIOUS RISK LEVELS



**HIGH:**  
Further analysis should be performed, if this risk still shows unacceptable or medium risk redesign and or other changes should be introduced to reduce the criticality.

**MEDIUM:**  
The risk may be acceptable but redesign or other changes should be considered if reasonably practical.

**LOW:**  
The risk is low and further risk reducing measures are not necessary.

## Silver Ridge Elementary School



Address: 9100 SW 36 STREET, DAVIE 33328  
Location Num: 3081  
Board District: 6  
Board Member: Laurie Rich Levinson  
ADEFP Budget: \$3,646,700  
Total Facilities Budget (Sum of Projects): \$3,032,699

### PRIMARY RENOVATIONS P.002594 SMART Program Renovations

#### CURRENT PHASE

**RISK LEVEL**

#### DESIGN



#### PROJECT UPDATE

The Project received LOR on 12/16/2021, the 800a form was completed.

#### PROJECT SCOPE

Replace 2 Electrical panels, install new wires and surge protection devices on panels. Grounding systems to be tested by an independent testing firm to ensure proper operation and performance with SBBC standards. Connect existing dishwasher disconnect to the existing panel on the new breaker with new wire and conduit.

#### FLAG:

PHASE	2015				2016				2017				2018				2019				2020				2021				2022				2023				2024				2025				2026			
	Q1	Q2	Q3	Q4	Q1	Q2	Q3	Q4	Q1	Q2	Q3	Q4	Q1	Q2	Q3	Q4	Q1	Q2	Q3	Q4	Q1	Q2	Q3	Q4	Q1	Q2	Q3	Q4	Q1	Q2	Q3	Q4	Q1	Q2	Q3	Q4	Q1	Q2	Q3	Q4	Q1	Q2	Q3	Q4				
PROJECT PLANNING																																																
HIRE DESIGNER																																																
PROJECT DESIGN																																																
HIRE CONTRACTOR																																																
ACTIVE CONSTRUCTION																																																
CONSTRUCTION CLOSEOUT																																																

### SCHOOL CHOICE ENHANCEMENT (SCEP)

#### CURRENT PHASE

#### COMPLETE

#### DELIVERED

Classroom rugs  
Pre-K & K tricycles  
LCD projector  
picnic benches  
Ellison Pro-Machine  
laptops  
laptop carts  
iPad & TV production system

#### BUDGET

\$100,000

### MUSIC

#### COMPLETE

#### SCOPE

367 Instruments Delivered

### TECHNOLOGY

#### COMPLETE

#### SCOPE

420 Items Delivered

#### TRAFFIC LIGHT INDICATOR OF VARIOUS RISK LEVELS



#### HIGH:

Further analysis should be performed, if this risk still shows unacceptable or medium risk redesign and/or other changes should be introduced to reduce the criticality.

#### MEDIUM:

The risk may be acceptable but redesign or other changes should be considered if reasonably practical.

#### LOW:

The risk is low and further risk reducing measures are not necessary.

## Silver Shores Elementary School



Address: 1701 SW 160 AVENUE, MIRAMAR 33027  
Location Num: 3581  
Board District: 2  
Board Member: Patricia Good  
ADEFP Budget: \$2,610,560  
Total Facilities Budget (Sum of Projects): \$2,265,560

### PRIMARY RENOVATIONS P.001906 SMART Program Renovations

#### CURRENT PHASE

RISK LEVEL

#### CONSTRUCTION CLOSEOUT



#### PROJECT UPDATE

Substantial Completion was achieved on 2/5/2020. The final release and acceptance were approved during the February 2020 RSBM and the Certificate of Final Acceptance (Form 209) was fully executed on the same day. The audit of the closeout documents was conducted and the binders were submitted to the district on 8/31/2021 and to the school on 9/29/2021. The AE confirmed their Warranty Walkthrough was conducted. The purchase order memos were submitted to Capital for closeout. The project is complete.

#### PROJECT SCOPE

Re-roofing: Building 1 HVAC Improvements - Test & Balance: Building 1. Lightning Protection: Building 1

#### BUDGET

	Current Budget	Actuals	Remaining Budget
Design	\$160,596	\$148,839	\$11,757
Construction	\$1,804,496	\$1,804,496	\$0
Construction Mgmt	\$249,211	\$178,309	\$70,902
Contingency	\$51,257	\$0	\$51,257
<b>Project Total:</b>	<b>\$2,265,560</b>	<b>\$2,131,644</b>	<b>\$133,916</b>

#### FLAG:

PHASE	2015	2016	2017	2018	2019	2020	2021	2022	2023	2024	2025	2026
	Q1 Q2 Q3 Q4	Q1 Q2 Q3 Q4	Q1 Q2 Q3 Q4	Q1 Q2 Q3 Q4	Q1 Q2 Q3 Q4	Q1 Q2 Q3 Q4	Q1 Q2 Q3 Q4	Q1 Q2 Q3 Q4	Q1 Q2 Q3 Q4	Q1 Q2 Q3 Q4	Q1 Q2 Q3 Q4	Q1 Q2 Q3 Q4
PROJECT PLANNING												
HIRE DESIGNER												
PROJECT DESIGN												
HIRE CONTRACTOR												
ACTIVE CONSTRUCTION												
CONSTRUCTION CLOSEOUT												

### SCHOOL CHOICE ENHANCEMENT (SCEP)

#### CURRENT PHASE

#### BUDGET

#### COMPLETE

\$100,000

#### DELIVERED

Student laptops  
classroom furniture  
furniture for computer lab and related arts  
electric strike and proximity pad  
Shades & Student furniture for the media center

### MUSIC

#### SCOPE

155 Instruments Delivered

### TECHNOLOGY

#### SCOPE

202 Items Delivered

#### TRAFFIC LIGHT INDICATOR OF VARIOUS RISK LEVELS



**HIGH:**  
Further analysis should be performed, if this risk still shows unacceptable or medium risk redesign and/or other changes should be introduced to reduce the criticality.

**MEDIUM:**  
The risk may be acceptable but redesign or other changes should be considered if reasonably practical.

**LOW:**  
The risk is low and further risk reducing measures are not necessary.

## Silver Trail Middle School



Address: 18300 SHERIDAN STREET, PEMBROKE PINES 33331  
Location Num: 3331  
Board District: 2  
Board Member: Patricia Good  
ADEFP Budget: \$7,653,150  
Total Facilities Budget (Sum of Projects): \$6,203,150

### PRIMARY RENOVATIONS P.001406 GOB Renovations

#### CURRENT PHASE

RISK LEVEL

#### CONSTRUCTION CLOSEOUT



#### PROJECT UPDATE

The project passed final inspections, and the Chief Building Official has signed the 110B Certificate of Occupancy. Continue processing change orders. The District is reviewing Liquidated Damages. The 11-month warranty walk occurred in September, some items were flagged and the contractor will address them in November. All warranty items were addressed at this time.

#### PROJECT SCOPE

Building Envelope Improvements inclusive of reroofing of Buildings 2 and 3, HVAC Improvements are inclusive of the replacement of heat pump AHUs, cooling towers, and exhaust fans.

#### BUDGET

	Current Budget	Actuals	Remaining Budget
Design	\$480,230	\$466,563	\$13,667
Construction	\$4,436,262	\$4,303,075	\$133,187
Direct Purchase	\$481,200	\$481,200	\$0
Construction Mgmt	\$651,456	\$475,029	\$176,427
Contingency	\$145,002	\$0	\$145,002
Consultants	\$9,000	\$0	\$9,000
<b>Project Total:</b>	<b>\$6,203,150</b>	<b>\$5,725,867</b>	<b>\$477,283</b>

#### FLAG:

PHASE	2015 Q1 Q2 Q3 Q4	2016 Q1 Q2 Q3 Q4	2017 Q1 Q2 Q3 Q4	2018 Q1 Q2 Q3 Q4	2019 Q1 Q2 Q3 Q4	2020 Q1 Q2 Q3 Q4	2021 Q1 Q2 Q3 Q4	2022 Q1 Q2 Q3 Q4	2023 Q1 Q2 Q3 Q4	2024 Q1 Q2 Q3 Q4	2025 Q1 Q2 Q3 Q4	2026 Q1 Q2 Q3 Q4
PROJECT PLANNING												
HIRE DESIGNER												
PROJECT DESIGN												
HIRE CONTRACTOR												
ACTIVE CONSTRUCTION												
CONSTRUCTION CLOSEOUT												

### SCHOOL CHOICE ENHANCEMENT (SCEP)

#### CURRENT PHASE

#### COMPLETE

#### DELIVERED

Furniture for common areas  
student computers & digital marquee

#### BUDGET

\$100,000

### MUSIC

#### SCOPE

COMPLETE

83 Instruments Delivered

#### TECHNOLOGY

COMPLETE

547 Items Delivered

#### TRAFFIC LIGHT INDICATOR OF VARIOUS RISK LEVELS



**HIGH:**  
Further analysis should be performed, if this risk still shows unacceptable or medium risk redesign and or other changes should be introduced to reduce the criticality.

**MEDIUM:**  
The risk may be acceptable but redesign or other changes should be considered if reasonably practical.

**LOW:**  
The risk is low and further risk reducing measures are not necessary.

## South Broward High School



Address: 1901 N FEDERAL HIGHWAY, HOLLYWOOD 33020  
Location Num: 171  
Board District: 1  
Board Member: Ann Murray  
ADEFP Budget: \$11,318,100  
Total Facilities Budget (Sum of Projects): \$10,765,100

### PRIMARY RENOVATIONS P.001838 SMART Program Renovations

#### CURRENT PHASE

RISK LEVEL

#### ACTIVE CONSTRUCTION



#### PROJECT UPDATE

Building 6, stem labs 2 of the 10 rooms: Cabinets 100% complete. Electrical improvements ongoing in buildings 2, 4, 6. Building 3 & 7, Demo and temporary roofing 100%.

#### PROJECT SCOPE

ADA Restroom Renovations. Building 6 Electrical Improvements. HVAC Improvements: Cooling Tower Building 5, AHU Building 2, 5, 9, 10, & 11, Duck Heater, Hoods Re-Roofing Building 1 thru 11, 16, 17, 18, 21, 22, 23, 24, & 25 STEM Lab Improvements

#### BUDGET

	Current Budget	Actuals	Remaining Budget
Design	\$480,582	\$409,789	\$70,793
Construction	\$7,647,188	\$621,660	\$7,025,528
FF&E and Technology	\$5,271	\$2,271	\$3,000
Direct Purchase	\$1,160,223	\$391,298	\$768,925
Construction Mgmt	\$936,778	\$727,802	\$208,976
Contingency	\$520,058	\$0	\$520,058
Consultants	\$15,000	\$4,283	\$10,717
<b>Project Total:</b>	<b>\$10,765,100</b>	<b>\$2,157,103</b>	<b>\$8,607,997</b>

#### FLAG:

PHASE	2015	2016	2017	2018	2019	2020	2021	2022	2023	2024	2025	2026
	Q1 Q2 Q3 Q4	Q1 Q2 Q3 Q4	Q1 Q2 Q3 Q4	Q1 Q2 Q3 Q4	Q1 Q2 Q3 Q4	Q1 Q2 Q3 Q4	Q1 Q2 Q3 Q4	Q1 Q2 Q3 Q4	Q1 Q2 Q3 Q4	Q1 Q2 Q3 Q4	Q1 Q2 Q3 Q4	Q1 Q2 Q3 Q4
PROJECT PLANNING												
HIRE DESIGNER												
PROJECT DESIGN												
HIRE CONTRACTOR												
ACTIVE CONSTRUCTION												
CONSTRUCTION CLOSEOUT												

#### SCHOOL CHOICE ENHANCEMENT (SCEP)

##### CURRENT PHASE

COMPLETE

##### DELIVERED

Projectors & Auditorium sound system

##### BUDGET

\$100,000

#### ATHLETICS

##### SCOPE

Weight Room

#### TECHNOLOGY

##### SCOPE

1,089 Items Delivered

#### TRAFFIC LIGHT INDICATOR OF VARIOUS RISK LEVELS



**HIGH:**  
Further analysis should be performed, if this risk still shows unacceptable or medium risk redesign and/or other changes should be introduced to reduce the criticality.

**MEDIUM:**  
The risk may be acceptable but redesign or other changes should be considered if reasonably practical.

**LOW:**  
The risk is low and further risk reducing measures are not necessary.

## South Plantation High School



Address: 1300 PALADIN WAY, PLANTATION 33317  
Location Num: 2351  
Board District: 6  
Board Member: Laurie Rich Levinson  
ADEFP Budget: \$5,960,000  
Total Facilities Budget (Sum of Projects): \$6,789,284

### PRIMARY RENOVATIONS P.002090 SMART Program Renovations

#### CURRENT PHASE

RISK LEVEL

#### HIRE CONTRACTOR



#### PROJECT UPDATE

Letter of recommendation for permit (LOR) issued on 11/18/21. The Designer, RGD issued a field report on 11/16/21 as a result of the Roofing walk-thru completed on 10/15/21. Working closely with the designer to send this project to advertisement.

#### PROJECT SCOPE

Re-roofing at Buildings 4,6,8, and part of Building 1. Windows replaced at Buildings 1 and 4. Alum. Covered Walkways repaired. Electrical Improvements- Switchgear, Site Lighting at Buildings 1,2,4,5,6,8,10,11,14, and 15. Fire Sprinklers at Building 2. Civil design work included. Media Center Improvements and ADA Restrooms in Building 1. STEM Labs Improvements- (4) Four Labs (STEM, Culinary, Tech) total at Buildings 6 & 7.

#### BUDGET

	Current Budget	Actuals	Remaining Budget
Design	\$473,000	\$348,113	\$124,887
Construction	\$1,741,000	\$0	\$1,741,000
Construction Mgmt	\$431,088	\$431,088	\$0
Contingency	\$267,912	\$0	\$267,912
Consultants	\$10,000	\$8,617	\$1,383
<b>Project Total:</b>	<b>\$2,923,000</b>	<b>\$787,818</b>	<b>\$2,135,182</b>

#### FLAG:

PHASE	2015				2016				2017				2018				2019				2020				2021				2022				2023				2024				2025				2026			
	Q1	Q2	Q3	Q4	Q1	Q2	Q3	Q4	Q1	Q2	Q3	Q4	Q1	Q2	Q3	Q4	Q1	Q2	Q3	Q4	Q1	Q2	Q3	Q4	Q1	Q2	Q3	Q4	Q1	Q2	Q3	Q4	Q1	Q2	Q3	Q4	Q1	Q2	Q3	Q4	Q1	Q2	Q3	Q4	Q1	Q2	Q3	Q4
PROJECT PLANNING																																																
HIRE DESIGNER																																																
PROJECT DESIGN																																																
HIRE CONTRACTOR																																																
ACTIVE CONSTRUCTION																																																
CONSTRUCTION CLOSEOUT																																																

#### TRAFFIC LIGHT INDICATOR OF VARIOUS RISK LEVELS



**HIGH:**  
Further analysis should be performed, if this risk still shows unacceptable or medium risk redesign and or other changes should be introduced to reduce the criticality.

**MEDIUM:**  
The risk may be acceptable but redesign or other changes should be considered if reasonably practical.

**LOW:**  
The risk is low and further risk reducing measures are not necessary.

## South Plantation High School



Address: 1300 PALADIN WAY, PLANTATION 33317  
Location Num: 2351  
Board District: 6  
Board Member: Laurie Rich Levinson  
ADEFP Budget: \$5,960,000  
Total Facilities Budget (Sum of Projects): \$6,789,284

### PRIMARY RENOVATIONS P.002597 SMART Program Renovations (Electrical)

#### CURRENT PHASE

RISK LEVEL

#### ACTIVE CONSTRUCTION



#### PROJECT UPDATE

This project is in Construction, the Electrical work is 53% complete. The electrical contractor has begun running the required conduit in the areas necessary. Both switchgear have been procured, one has been set and one will be set pending demolition of a wall in the main electrical room. Conduit installation is complete. A meeting is being scheduled with Principal Henschel to discuss the remaining project scope.

#### PROJECT SCOPE

Scope of Work: 1) Building 1: Replace 12 AHUs 2) Installation of new Switchgear to support new Electric Re-Heat 3) Installation of 4 new FCU's in existing mechanical rooms to support ventilation and AC in Main Lobby of Building 1

#### BUDGET

	Current Budget	Actuals	Remaining Budget
Construction	\$1,107,080	\$574,550	\$532,530
Construction Mgmt	\$130,000	\$0	\$130,000
Contingency	\$54,354	\$0	\$54,354
<b>Project Total:</b>	<b>\$1,291,434</b>	<b>\$574,550</b>	<b>\$716,884</b>

#### FLAG:

PHASE	2015	2016	2017	2018	2019	2020	2021	2022	2023	2024	2025	2026
	Q1 Q2 Q3 Q4	Q1 Q2 Q3 Q4	Q1 Q2 Q3 Q4	Q1 Q2 Q3 Q4	Q1 Q2 Q3 Q4	Q1 Q2 Q3 Q4	Q1 Q2 Q3 Q4	Q1 Q2 Q3 Q4	Q1 Q2 Q3 Q4	Q1 Q2 Q3 Q4	Q1 Q2 Q3 Q4	Q1 Q2 Q3 Q4
HIRE CONTRACTOR												
ACTIVE CONSTRUCTION												
CONSTRUCTION CLOSEOUT												

#### TRAFFIC LIGHT INDICATOR OF VARIOUS RISK LEVELS



**HIGH:**  
Further analysis should be performed, if this risk still shows unacceptable or medium risk redesign and or other changes should be introduced to reduce the criticality.

**MEDIUM:**  
The risk may be acceptable but redesign or other changes should be considered if reasonably practical.

**LOW:**  
The risk is low and further risk reducing measures are not necessary.

## South Plantation High School



Address: 1300 PALADIN WAY, PLANTATION 33317  
Location Num: 2351  
Board District: 6  
Board Member: Laurie Rich Levinson  
ADEFP Budget: \$5,960,000  
Total Facilities Budget (Sum of Projects): \$6,789,284

### PRIMARY RENOVATIONS P.002598 SMART Program Renovations (HVAC)

#### CURRENT PHASE

RISK LEVEL

#### ACTIVE CONSTRUCTION



#### PROJECT UPDATE

This project is in Construction, the work is 12% complete. Meeting being scheduled with Principal Henschel to discuss preferred location of modular classrooms being used a swing space. The Fan Coil HVAC work is on going, the Fan Coils are installed and ductwork/piping will occur next.

#### PROJECT SCOPE

Scope of Work: Mechanical: 1) Building 1 - Replace 12 AHUs 2) Building 1 - Install 4 new FCUs in exist. mechanical room to support AC in Main Lobby

#### BUDGET

	Current Budget	Actuals	Remaining Budget
Design	\$93,000	\$0	\$93,000
Construction	\$1,302,459	\$15,874	\$1,286,585
Direct Purchase	\$234,541	\$11,246	\$223,295
Construction Mgmt	\$170,000	\$0	\$170,000
Contingency	\$74,850	\$0	\$74,850
<b>Project Total:</b>	<b>\$1,874,850</b>	<b>\$27,120</b>	<b>\$1,847,730</b>

#### FLAG:

PHASE	2015 Q1 Q2 Q3 Q4				2016 Q1 Q2 Q3 Q4				2017 Q1 Q2 Q3 Q4				2018 Q1 Q2 Q3 Q4				2019 Q1 Q2 Q3 Q4				2020 Q1 Q2 Q3 Q4				2021 Q1 Q2 Q3 Q4				2022 Q1 Q2 Q3 Q4				2023 Q1 Q2 Q3 Q4				2024 Q1 Q2 Q3 Q4				2025 Q1 Q2 Q3 Q4				2026 Q1 Q2 Q3 Q4			
PROJECT PLANNING																																																
HIRE DESIGNER																																																
PROJECT DESIGN																																																
HIRE CONTRACTOR																																																
ACTIVE CONSTRUCTION																																																
CONSTRUCTION CLOSEOUT																																																

#### TRAFFIC LIGHT INDICATOR OF VARIOUS RISK LEVELS



**HIGH:**  
Further analysis should be performed, if this risk still shows unacceptable or medium risk redesign and or other changes should be introduced to reduce the criticality.

**MEDIUM:**  
The risk may be acceptable but redesign or other changes should be considered if reasonably practical.

**LOW:**  
The risk is low and further risk reducing measures are not necessary.

## South Plantation High School



Address: 1300 PALADIN WAY, PLANTATION 33317  
Location Num: 2351  
Board District: 6  
Board Member: Laurie Rich Levinson  
ADEFP Budget: \$5,960,000  
Total Facilities Budget (Sum of Projects): \$6,789,284

### PRIMARY RENOVATIONS P.002844 Modular Classrooms

#### CURRENT PHASE

RISK LEVEL

#### DESIGN



#### PROJECT UPDATE

Architect working on site plan / PO for Modular order in progress

#### PROJECT SCOPE

Modular Classrooms Swing Space for GOB

#### BUDGET

	Current Budget	Actuals	Remaining Budget
Design	\$60,610	\$0	\$60,610
Construction	\$232,320	\$0	\$232,320
Construction Mgmt	\$25,000	\$0	\$25,000
Misc Construction	\$382,070	\$0	\$382,070
<b>Project Total:</b>	<b>\$700,000</b>	<b>\$0</b>	<b>\$700,000</b>

#### FLAG:

PHASE	2015	2016	2017	2018	2019	2020	2021	2022	2023	2024	2025	2026
	Q1 Q2 Q3 Q4	Q1 Q2 Q3 Q4	Q1 Q2 Q3 Q4	Q1 Q2 Q3 Q4	Q1 Q2 Q3 Q4	Q1 Q2 Q3 Q4	Q1 Q2 Q3 Q4	Q1 Q2 Q3 Q4	Q1 Q2 Q3 Q4	Q1 Q2 Q3 Q4	Q1 Q2 Q3 Q4	Q1 Q2 Q3 Q4
PROJECT PLANNING												
HIRE DESIGNER												
PROJECT DESIGN												
HIRE CONTRACTOR												
ACTIVE CONSTRUCTION												
CONSTRUCTION CLOSEOUT												

### SCHOOL CHOICE ENHANCEMENT (SCEP)

#### CURRENT PHASE

IMPLEMENTATION

#### BUDGET

\$100,000

#### IN PROGRESS

Restroom repairs

### ATHLETICS

✓ **SCOPE**  
COMPLETE Weight Room

### MUSIC

✓ **SCOPE**  
COMPLETE 202 Instruments Delivered

### TECHNOLOGY

✓ **SCOPE**  
COMPLETE 844 Items Delivered

#### TRAFFIC LIGHT INDICATOR OF VARIOUS RISK LEVELS



**HIGH:**  
Further analysis should be performed, if this risk still shows unacceptable or medium risk redesign and or other changes should be introduced to reduce the criticality.

**MEDIUM:**  
The risk may be acceptable but redesign or other changes should be considered if reasonably practical.

**LOW:**  
The risk is low and further risk reducing measures are not necessary.

## Stephen Foster Elementary School



Address: 5500 STIRLING ROAD, HOLLYWOOD 33021  
Location Num: 921  
Board District: 3  
Board Member: Sarah Leonardi  
ADEFP Budget: \$4,808,295  
Total Facilities Budget (Sum of Projects): \$5,517,497

### PRIMARY RENOVATIONS P.002067 SMART Program Renovations

#### CURRENT PHASE

RISK LEVEL

#### ACTIVE CONSTRUCTION



#### PROJECT UPDATE

Coordinated work with school administration to replace an air handler and unit ventilators on weekends and during the winter break. Fire alarm, lightweight concrete installation and roofing on-going based on coordination and approval school administration.

#### PROJECT SCOPE

- Aluminum covered walkway replacement - Fire alarm system upgrades (campus-wide) - Re-roofing Buildings 1,2,3,4,5,6,7,8,9,11,12,13 - HVAC renovations: 4 RTUs, 16 Unit Ventilators, 6 AHUs, 1 Mini-Split, 2 condensing units, 1 kitchen exhaust fan, 1 MUA unit, and roof equipment tie-downs. - Test & Balance - Media Center Interior Improvements

#### BUDGET

	Current Budget	Actuals	Remaining Budget
Design	\$239,000	\$144,442	\$94,558
Construction	\$3,816,926	\$899,106	\$2,917,820
Direct Purchase	\$655,214	\$397,533	\$257,681
Construction Mgmt	\$559,500	\$305,036	\$254,464
Contingency	\$241,857	\$0	\$241,857
Consultants	\$5,000	\$769	\$4,231
<b>Project Total:</b>	<b>\$5,517,497</b>	<b>\$1,746,886</b>	<b>\$3,770,611</b>

#### FLAG:

PHASE	2015	2016	2017	2018	2019	2020	2021	2022	2023	2024	2025	2026
	Q1 Q2 Q3 Q4	Q1 Q2 Q3 Q4	Q1 Q2 Q3 Q4	Q1 Q2 Q3 Q4	Q1 Q2 Q3 Q4	Q1 Q2 Q3 Q4	Q1 Q2 Q3 Q4	Q1 Q2 Q3 Q4	Q1 Q2 Q3 Q4	Q1 Q2 Q3 Q4	Q1 Q2 Q3 Q4	Q1 Q2 Q3 Q4
PROJECT PLANNING												
HIRE DESIGNER												
PROJECT DESIGN												
HIRE CONTRACTOR												
ACTIVE CONSTRUCTION												
CONSTRUCTION CLOSEOUT												

### SCHOOL CHOICE ENHANCEMENT (SCEP)

#### CURRENT PHASE

COMPLETE

#### DELIVERED

Promethean boards  
tables  
walk lines painting  
window wraps  
cafeteria tables  
stool tables  
laptops  
cafeteria painting  
cafeteria window wraps  
painting (teacher's lounge  
bathrooms & (4) doors)  
conference chairs & stage curtains  
Carpet replacement i

#### BUDGET

\$100,000

### MUSIC

#### SCOPE

COMPLETE 398 Instruments Delivered

#### TECHNOLOGY

#### SCOPE

COMPLETE 57 Items Delivered

#### TRAFFIC LIGHT INDICATOR OF VARIOUS RISK LEVELS



**HIGH:**  
Further analysis should be performed, if this risk still shows unacceptable or medium risk redesign and or other changes should be introduced to reduce the criticality.

**MEDIUM:**  
The risk may be acceptable but redesign or other changes should be considered if reasonably practical.

**LOW:**  
The risk is low and further risk reducing measures are not necessary.

## Stirling Elementary School



Address: 5500 STIRLING ROAD, HOLLYWOOD 33021  
Location Num: 691  
Board District: 1  
Board Member: Ann Murray  
ADEFP Budget: \$4,808,295  
Total Facilities Budget (Sum of Projects): \$4,376,295

### PRIMARY RENOVATIONS P.001905 SMART Program Renovations

#### CURRENT PHASE

RISK LEVEL

#### ACTIVE CONSTRUCTION



#### PROJECT UPDATE

Chiller Yard: - Pump Package relocation 100% complete BUILDING 5 - AHU 5-3 90% complete. - Roof work 50%

#### PROJECT SCOPE

Re- Roofing: Buildings 1, 3, 4, 5, 6, & 7 Paint: Building 85 Window Replacement: Buildings 1, 3, 4 & 5 HVAC Improvements: AHU Buildings 1, 3, 4 & 5, Circulating Pumps Building 1, and Condenser Unit Building 3

#### BUDGET

	Current Budget	Actuals	Remaining Budget
Design	\$343,844	\$291,699	\$52,145
Construction	\$2,808,212	\$728,056	\$2,080,156
Direct Purchase	\$706,966	\$165,288	\$541,678
Construction Mgmt	\$381,348	\$312,406	\$68,942
Contingency	\$125,925	\$0	\$125,925
Consultants	\$10,000	\$0	\$10,000
<b>Project Total:</b>	<b>\$4,376,295</b>	<b>\$1,497,449</b>	<b>\$2,878,846</b>

#### FLAG:

PHASE	2015	2016	2017	2018	2019	2020	2021	2022	2023	2024	2025	2026
	Q1 Q2 Q3 Q4	Q1 Q2 Q3 Q4	Q1 Q2 Q3 Q4	Q1 Q2 Q3 Q4	Q1 Q2 Q3 Q4	Q1 Q2 Q3 Q4	Q1 Q2 Q3 Q4	Q1 Q2 Q3 Q4	Q1 Q2 Q3 Q4	Q1 Q2 Q3 Q4	Q1 Q2 Q3 Q4	Q1 Q2 Q3 Q4
PROJECT PLANNING												
HIRE DESIGNER												
PROJECT DESIGN												
HIRE CONTRACTOR												
ACTIVE CONSTRUCTION												
CONSTRUCTION CLOSEOUT												

### SCHOOL CHOICE ENHANCEMENT (SCEP)

#### CURRENT PHASE

COMPLETE

#### DELIVERED

Projector  
laptops  
think stations  
printers  
document cameras  
bulletin boards  
outdoor picnic tables  
conference room furniture  
cafeteria sound system  
murals  
collaboration tables & front office furniture

#### BUDGET

\$100,000

### MUSIC

#### SCOPE

COMPLETE 505 Instruments Delivered

#### TECHNOLOGY

#### SCOPE

COMPLETE 313 Items Delivered

#### TRAFFIC LIGHT INDICATOR OF VARIOUS RISK LEVELS



**HIGH:**  
Further analysis should be performed, if this risk still shows unacceptable or medium risk redesign and or other changes should be introduced to reduce the criticality.

**MEDIUM:**  
The risk may be acceptable but redesign or other changes should be considered if reasonably practical.

**LOW:**  
The risk is low and further risk reducing measures are not necessary.

## Stranahan High School



Address: 1800 SW 5 PLACE, FORT LAUDERDALE 33312  
Location Num: 211  
Board District: 3  
Board Member: Sarah Leonardi  
ADEFP Budget: \$38,328,329  
Total Facilities Budget (Sum of Projects): \$29,031,577

### PRIMARY RENOVATIONS P.001683 GOB Renovations

#### CURRENT PHASE

RISK LEVEL

#### ACTIVE CONSTRUCTION



#### PROJECT UPDATE

No contract work was performed onsite during the month of December. Minor clean up items have been addressed. These items were discussed during a walk through earlier in the month. A multi item list has been created and reviewed with Gilbane. Requested door hardware by the Fire Inspector was installed on the corridor that exits from the fabrication lab to the exterior of the building to obtain occupancy. Additional fire alarm devices have been requested by the Fire Inspector and the Mechanical Inspector. BUILDING 12, 13 & 14 -Painting of exposed conduits in boys and girls locker rooms BUILDING 8 -Installed gooseneck for chilled water refrigerant monitoring system BUILDING 2 -Fire Alarm hose installation in progress

#### PROJECT SCOPE

Roofing Replacement for Buildings 1, 2, 3, 4, 8, 9, 10, 11, 13, 14, 18, 20, 21, and 22 Air Handler Replacements in Buildings 1, 2, 4, 5, 6, 7, 9, 10, 13, 14, 17, and 21 Fire Alarm Complete Replacement of Campus Electrical Improvements to the main Switch Doghouses on site. Media Center and STEM lab improvements in Buildings 4, 6, 20, and 23 Fire Sprinkler additions to Building 1, 2, and 9

#### BUDGET

	Current Budget	Actuals	Remaining Budget
Design	\$1,450,067	\$1,398,957	\$51,110
Construction	\$22,357,619	\$16,543,450	\$5,814,169
FF&E and Technology	\$391,233	\$312,275	\$78,958
Direct Purchase	\$2,744,571	\$2,649,041	\$95,530
Construction Mgmt	\$1,765,061	\$1,314,066	\$450,995
Contingency	\$239,010	\$0	\$239,010
Consultants	\$58,000	\$57,516	\$484
Misc Construction	\$15,508	\$15,508	\$0
Utilities	\$10,508	\$0	\$10,508
<b>Project Total:</b>	<b>\$29,031,577</b>	<b>\$22,290,813</b>	<b>\$6,740,764</b>

#### FLAG:

PHASE	2015				2016				2017				2018				2019				2020				2021				2022				2023				2024				2025				2026			
	Q1	Q2	Q3	Q4	Q1	Q2	Q3	Q4	Q1	Q2	Q3	Q4	Q1	Q2	Q3	Q4	Q1	Q2	Q3	Q4	Q1	Q2	Q3	Q4	Q1	Q2	Q3	Q4	Q1	Q2	Q3	Q4	Q1	Q2	Q3	Q4	Q1	Q2	Q3	Q4								
PROJECT PLANNING																																																
HIRE DESIGNER																																																
PROJECT DESIGN																																																
HIRE CONTRACTOR																																																
ACTIVE CONSTRUCTION																																																
CONSTRUCTION CLOSEOUT																																																

#### TRAFFIC LIGHT INDICATOR OF VARIOUS RISK LEVELS



**HIGH:**  
Further analysis should be performed, if this risk still shows unacceptable or medium risk redesign and or other changes should be introduced to reduce the criticality.

**MEDIUM:**  
The risk may be acceptable but redesign or other changes should be considered if reasonably practical.

**LOW:**  
The risk is low and further risk reducing measures are not necessary.

## Stranahan High School



Address: 1800 SW 5 PLACE, FORT LAUDERDALE 33312  
Location Num: 211  
Board District: 3  
Board Member: Sarah Leonardi  
ADEFP Budget: \$38,328,329  
Total Facilities Budget (Sum of Projects): \$29,031,577

### PRIMARY RENOVATIONS P.002163 Cafeteria Additions / Renovations

#### CURRENT PHASE

RISK LEVEL

#### DESIGN



#### PROJECT UPDATE

Board approved prototype/reuse design at 11/09/21 RSBM. Board approved new A/E proposal for new design services, and previous A/E terminated without cause at 12/14/21 RSBM. OCP and AECOM executed ATP and on 12/20/21 PWS issued Purchase Order [PO#7522004808].

#### PROJECT SCOPE

New Stranahan HS Cafeteria Addition (23,950Sf +/- to serve 800 students) based on prototype/reuse of Cafeteria Building Design based on Miami Palmetto HS Cafeteria Building. This project is not a GOB funded project.

FLAG: BUDGET, Reason: Budget Adjustment

PHASE	2015				2016				2017				2018				2019				2020				2021				2022				2023				2024				2025				2026			
	Q1	Q2	Q3	Q4	Q1	Q2	Q3	Q4	Q1	Q2	Q3	Q4	Q1	Q2	Q3	Q4	Q1	Q2	Q3	Q4	Q1	Q2	Q3	Q4	Q1	Q2	Q3	Q4	Q1	Q2	Q3	Q4	Q1	Q2	Q3	Q4	Q1	Q2	Q3	Q4								
PROJECT PLANNING																																																
HIRE DESIGNER																																																
PROJECT DESIGN																																																
HIRE CONTRACTOR																																																
ACTIVE CONSTRUCTION																																																
CONSTRUCTION CLOSEOUT																																																

### SCHOOL CHOICE ENHANCEMENT (SCEP)

#### CURRENT PHASE

#### IMPLEMENTATION

#### DELIVERED

50" TVs  
outdoor picnic benches with umbrellas  
projectors  
document cameras  
picnic tables  
printers  
scientific calculators  
student laptops  
column wraps  
digital marquee  
PA system  
office furniture  
Cisco STAR system IS machine  
Laptops

#### BUDGET

\$100,000

#### IN PROGRESS

High back black mock leather chairs  
boat shaped conference tables  
and slab table base

### ATHLETICS

#### SCOPE

Track , Weight Room

#### MUSIC

#### SCOPE

271 Instruments Delivered

#### TECHNOLOGY

#### SCOPE

723 Items Delivered

#### TRAFFIC LIGHT INDICATOR OF VARIOUS RISK LEVELS



**HIGH:**  
Further analysis should be performed, if this risk still shows unacceptable or medium risk redesign and/or other changes should be introduced to reduce the criticality.

**MEDIUM:**  
The risk may be acceptable but redesign or other changes should be considered if reasonably practical.

**LOW:**  
The risk is low and further risk reducing measures are not necessary.

## Sunland Park Academy



Address: 919 NW 13 AVENUE, FORT LAUDERDALE 33311  
Location Num: 611  
Board District: 5  
Board Member: Dr. Rosalind Osgood  
ADEFP Budget: \$1,584,100  
Total Facilities Budget (Sum of Projects): \$1,379,100

### PRIMARY RENOVATIONS P.001939 SMART Program Renovations

#### CURRENT PHASE

RISK LEVEL

#### ACTIVE CONSTRUCTION



#### PROJECT UPDATE

GC requested final inspection from Building Department. Construction is complete. Change Order (CHNG-1) is under review in the Scheduler's court (2nd time). The Project is complete.

#### PROJECT SCOPE

1. Provide new campus wide fire alarm system per latest SBBC guidelines. 2. Building envelope improvements: Provide re-roofing and related repairs to Building 1, Building 2 and Building 3.

#### BUDGET

	Current Budget	Actuals	Remaining Budget
Design	\$45,000	\$43,108	\$1,892
Construction	\$1,153,010	\$1,148,495	\$4,515
Construction Mgmt	\$137,700	\$40,000	\$97,700
Contingency	\$36,505	\$0	\$36,505
Consultants	\$6,000	\$0	\$6,000
Utilities	\$885	\$0	\$885
<b>Project Total:</b>	<b>\$1,379,100</b>	<b>\$1,231,603</b>	<b>\$147,497</b>

#### FLAG: Schedule, REASON: Owner Delays

PHASE	2015	2016	2017	2018	2019	2020	2021	2022	2023	2024	2025	2026
	Q1 Q2 Q3 Q4	Q1 Q2 Q3 Q4	Q1 Q2 Q3 Q4	Q1 Q2 Q3 Q4	Q1 Q2 Q3 Q4	Q1 Q2 Q3 Q4	Q1 Q2 Q3 Q4	Q1 Q2 Q3 Q4	Q1 Q2 Q3 Q4	Q1 Q2 Q3 Q4	Q1 Q2 Q3 Q4	Q1 Q2 Q3 Q4
PROJECT PLANNING												
HIRE DESIGNER												
PROJECT DESIGN												
HIRE CONTRACTOR												
ACTIVE CONSTRUCTION												
CONSTRUCTION CLOSEOUT												

### SCHOOL CHOICE ENHANCEMENT (SCEP)

#### CURRENT PHASE

#### COMPLETE

#### DELIVERED

Document cameras  
student laptops  
projectors  
laminator  
laptops and DVD Burners

#### BUDGET

\$100,000

### MUSIC



COMPLETE

#### SCOPE

536 Instruments Delivered

### TECHNOLOGY



COMPLETE

#### SCOPE

32 Items Delivered

#### TRAFFIC LIGHT INDICATOR OF VARIOUS RISK LEVELS



#### HIGH:

Further analysis should be performed, if this risk still shows unacceptable or medium risk redesign and/or other changes should be introduced to reduce the criticality.

#### MEDIUM:

The risk may be acceptable but redesign or other changes should be considered if reasonably practical.

#### LOW:

The risk is low and further risk reducing measures are not necessary.

## Sunrise Middle School



Address: 1750 NE 14 STREET, FORT LAUDERDALE 33304  
Location Num: 251  
Board District: 3  
Board Member: Sarah Leonardi  
ADEFP Budget: \$7,173,050  
Total Facilities Budget (Sum of Projects): \$6,656,050

### PRIMARY RENOVATIONS P.001819 SMART Program Renovations

#### CURRENT PHASE

RISK LEVEL

#### ACTIVE CONSTRUCTION



#### PROJECT UPDATE

Work in December is as follows: For Building 1, 2, 3, 4, 5, 6, 7, 8, 9, 10, 11, 12, 13, 15, 16. Electrical final inspections roof, final Roof inspections, roof top tie down inspections, final roof inspections, light fixture install inspection. Punch out.

#### PROJECT SCOPE

Re-Roofing and Roof Top Equipment: Buildings 1, 2, 3, 4, 5, 6, 7, 8, 9, 10, 11, 12, 13, 15 & 16 Electrical Improvements: Covered Walkway Lighting, Replace Building Mounted Lighting, Emergency Exit Signs, New Disconnect and Fire Alarm Devices, and New Wiring for new Equipment. Replace exterior Dry Type XFMR: Building 4 HVAC Improvements: Buildings 1 (1-AHU), 1 - Gymnasium (Supply Fans) and 4 (2-AHU), Safety / Security Upgrade

#### BUDGET

	Current Budget	Actuals	Remaining Budget
Design	\$233,724	\$185,523	\$48,201
Construction	\$4,470,448	\$4,313,070	\$157,378
Direct Purchase	\$1,013,180	\$1,012,867	\$313
Construction Mgmt	\$724,103	\$601,109	\$122,994
Contingency	\$199,193	\$0	\$199,193
Consultants	\$11,000	\$2,873	\$8,127
Misc Construction	\$4,402	\$4,401	\$1
<b>Project Total:</b>	<b>\$6,656,050</b>	<b>\$6,119,843</b>	<b>\$536,207</b>

#### FLAG:

PHASE	2015	2016	2017	2018	2019	2020	2021	2022	2023	2024	2025	2026
	Q1 Q2 Q3 Q4	Q1 Q2 Q3 Q4	Q1 Q2 Q3 Q4	Q1 Q2 Q3 Q4	Q1 Q2 Q3 Q4	Q1 Q2 Q3 Q4	Q1 Q2 Q3 Q4	Q1 Q2 Q3 Q4	Q1 Q2 Q3 Q4	Q1 Q2 Q3 Q4	Q1 Q2 Q3 Q4	Q1 Q2 Q3 Q4
PROJECT PLANNING												
HIRE DESIGNER												
PROJECT DESIGN												
HIRE CONTRACTOR												
ACTIVE CONSTRUCTION												
CONSTRUCTION CLOSEOUT												

### SCHOOL CHOICE ENHANCEMENT (SCEP)

#### CURRENT PHASE

COMPLETE

#### DELIVERED

Projectors  
two-way radios  
cafeteria sound system  
outdoor benches  
digital marquee  
fabric awning at the cafeteria entrance

#### BUDGET

\$100,000

### MUSIC

✓ **SCOPE**  
COMPLETE 56 Instruments Delivered

### TECHNOLOGY

✓ **SCOPE**  
COMPLETE 429 Items Delivered

#### TRAFFIC LIGHT INDICATOR OF VARIOUS RISK LEVELS



**HIGH:**  
Further analysis should be performed, if this risk still shows unacceptable or medium risk redesign and or other changes should be introduced to reduce the criticality.  
**MEDIUM:**  
The risk may be acceptable but redesign or other changes should be considered if reasonably practical.  
**LOW:**  
The risk is low and further risk reducing measures are not necessary.

## Sunset Lakes Elementary School



Address: 18400 SW 25 STREET, MIRAMAR 33027  
Location Num: 3661  
Board District: 2  
Board Member: Patricia Good  
ADEFP Budget: \$3,400,125.01  
Total Facilities Budget (Sum of Projects): \$2,964,125

### PRIMARY RENOVATIONS P.001971 SMART Program Renovations

#### CURRENT PHASE

RISK LEVEL

#### CONSTRUCTION CLOSEOUT



#### PROJECT UPDATE

Substantial Completion was received on 10/6/2020. This item went to the Board for Final Release / Final Change / Final Approval during the RSBM on 2/17/2021. The form OEF 209 (Certificate of Final Inspection) was fully executed on 2/18/21. The six-month warranty walkthrough was conducted on 5/12/2021. The one-year warranty walkthrough was conducted on 11/5/2021. The Closeout documents were submitted to the district on 12/16/2021 and submitted to the school on 11/19/2021.

#### PROJECT SCOPE

Reroofing: Building 1 Roof Equipment Cabling: Building 3 HVAC Improvements: Building 1 Testing and Balancing

#### BUDGET

	Current Budget	Actuals	Remaining Budget
Design	\$117,900	\$89,259	\$28,641
Construction	\$1,959,095	\$1,959,145	(\$50)
Direct Purchase	\$452,133	\$452,083	\$50
Construction Mgmt	\$296,003	\$234,721	\$61,282
Contingency	\$138,994	\$0	\$138,994
<b>Project Total:</b>	<b>\$2,964,125</b>	<b>\$2,735,208</b>	<b>\$228,917</b>

#### FLAG:

PHASE	2015				2016				2017				2018				2019				2020				2021				2022				2023				2024				2025				2026			
	Q1	Q2	Q3	Q4	Q1	Q2	Q3	Q4	Q1	Q2	Q3	Q4	Q1	Q2	Q3	Q4	Q1	Q2	Q3	Q4	Q1	Q2	Q3	Q4	Q1	Q2	Q3	Q4	Q1	Q2	Q3	Q4	Q1	Q2	Q3	Q4	Q1	Q2	Q3	Q4	Q1	Q2	Q3	Q4				
PROJECT PLANNING																																																
HIRE DESIGNER																																																
PROJECT DESIGN																																																
HIRE CONTRACTOR																																																
ACTIVE CONSTRUCTION																																																
CONSTRUCTION CLOSEOUT																																																

### SCHOOL CHOICE ENHANCEMENT (SCEP)

#### CURRENT PHASE

COMPLETE

#### DELIVERED

New PreK-2 playground shades for 3-5 play area & fencing to separate the two play areas

#### BUDGET

\$100,000

### MUSIC

#### SCOPE

COMPLETE 228 Instruments Delivered

#### TECHNOLOGY

#### SCOPE

COMPLETE 549 Items Delivered

#### TRAFFIC LIGHT INDICATOR OF VARIOUS RISK LEVELS



**HIGH:**  
Further analysis should be performed, if this risk still shows unacceptable or medium risk redesign and/or other changes should be introduced to reduce the criticality.

**MEDIUM:**  
The risk may be acceptable but redesign or other changes should be considered if reasonably practical.

**LOW:**  
The risk is low and further risk reducing measures are not necessary.

## Sunshine Elementary School



Address: 7737 W LASALLE BOULEVARD, MIRAMAR 33023  
Location Num: 1171  
Board District: 2  
Board Member: Patricia Good  
ADEFP Budget: \$1,600,000  
Total Facilities Budget (Sum of Projects): \$1,166,000

### PRIMARY RENOVATIONS P.002079 SMART Program Renovations

#### CURRENT PHASE

RISK LEVEL

#### HIRE CONTRACTOR



#### PROJECT UPDATE

The Letter of Recommendation (LOR) was issued on 7/1/2021. The LOR has been extended to 4/1/2022. The delivery method is currently being from a CC-CMAR to a CSMP. This project was to go to December 14, 2021, Board for approval, however, the AE still had questions regarding the legal paperwork and we are still working on resolving the issues.

#### PROJECT SCOPE

Fire Alarm Panel Replacement HVAC Improvements: Buildings 1 (AHU, Controls, & Distribution System), 2 (Exhaust Fan), 4 (Backdraft Dampers)8 (Exhaust Fan), 9 (Exhaust Fans, & HVAC Controls), & 14 (Exhaust Fan). Demolish Building: Building 3 (Bid alternate 1). Roofing Roof: Building 4, 10, 11, and 13. Fire Sprinkler System: Building 4. Building Expansion Joint Replacement: Building 4.

#### BUDGET

	Current Budget	Actuals	Remaining Budget
Design	\$158,000	\$89,239	\$68,761
Construction	\$685,000	\$14,000	\$671,000
Construction Mgmt	\$264,090	\$171,249	\$92,841
Contingency	\$48,500	\$0	\$48,500
Consultants	\$8,410	\$8,409	\$1
Utilities	\$2,000	\$0	\$2,000
<b>Project Total:</b>	<b>\$1,166,000</b>	<b>\$282,897</b>	<b>\$883,103</b>

#### FLAG:

PHASE	2015	2016	2017	2018	2019	2020	2021	2022	2023	2024	2025	2026
	Q1 Q2 Q3 Q4	Q1 Q2 Q3 Q4	Q1 Q2 Q3 Q4	Q1 Q2 Q3 Q4	Q1 Q2 Q3 Q4	Q1 Q2 Q3 Q4	Q1 Q2 Q3 Q4	Q1 Q2 Q3 Q4	Q1 Q2 Q3 Q4	Q1 Q2 Q3 Q4	Q1 Q2 Q3 Q4	Q1 Q2 Q3 Q4
PROJECT PLANNING												
HIRE DESIGNER												
PROJECT DESIGN												
HIRE CONTRACTOR												
ACTIVE CONSTRUCTION												
CONSTRUCTION CLOSEOUT												

### SCHOOL CHOICE ENHANCEMENT (SCEP)

#### CURRENT PHASE

#### IMPLEMENTATION

#### DELIVERED

Poster maker  
headphones  
laminator  
classrooms rugs  
portable blowers  
laptops  
Earthwalk cart  
staff desktop  
student desktop  
student chairs  
shelving  
bookcase  
pro pencil sharpeners  
ellison machine  
Recordex

#### BUDGET

\$100,000

#### IN PROGRESS

Athletic equipment

### MUSIC

#### SCOPE

COMPLETE 438 Instruments Delivered

#### TECHNOLOGY

#### SCOPE

COMPLETE 335 Items Delivered

#### TRAFFIC LIGHT INDICATOR OF VARIOUS RISK LEVELS



**HIGH:**  
Further analysis should be performed, if this risk still shows unacceptable or medium risk redesign and or other changes should be introduced to reduce the criticality.

**MEDIUM:**  
The risk may be acceptable but redesign or other changes should be considered if reasonably practical.

**LOW:**  
The risk is low and further risk reducing measures are not necessary.

## Tamarac Elementary School



Address: 7601 N UNIVERSITY DRIVE, TAMARAC 33321  
Location Num: 2621  
Board District: 4  
Board Member: Lori Alhadeff  
ADEFP Budget: \$3,319,657  
Total Facilities Budget (Sum of Projects): \$2,758,658

### PRIMARY RENOVATIONS P.001724 GOB Renovations

#### CURRENT PHASE

RISK LEVEL

#### ACTIVE CONSTRUCTION



#### PROJECT UPDATE

The HVAC scope of work has been completed, A/E submittal of de-scoping (As-Built) ASI Drawings have been approved by BCPSBD. Contractor called for Final Inspection which was failed, PM-OR Lead is coordinating with BCPSBD to resolve failed inspection issue. Pending Close Out Agreement and resolution of one failed final inspection.

#### PROJECT SCOPE

Aluminum Canopy Renovation & Replacement of Lighting Electrical Improvements: Buildings 1, 2, 3, 4, & 6 HVAC Replacements: Buildings 1, 4 & 9 Reroofing: Building 6 Test & Balance: Buildings 1, 2, 3, 4, 6 & 7

#### BUDGET

	Current Budget	Actuals	Remaining Budget
Design	\$373,931	\$312,231	\$61,700
Construction	\$1,685,097	\$1,010,114	\$674,983
FF&E and Technology	\$2,480	\$2,480	\$0
Construction Mgmt	\$248,898	\$248,898	\$0
Contingency	\$132,714	\$0	\$132,714
Consultants	\$14,738	\$0	\$14,738
Utilities	\$5,799	\$0	\$5,799
<b>Project Total:</b>	<b>\$2,463,657</b>	<b>\$1,573,723</b>	<b>\$889,934</b>

#### FLAG: Schedule, REASON: Errors and Omissions

PHASE	2015	2016	2017	2018	2019	2020	2021	2022	2023	2024	2025	2026
	Q1 Q2 Q3 Q4	Q1 Q2 Q3 Q4	Q1 Q2 Q3 Q4	Q1 Q2 Q3 Q4	Q1 Q2 Q3 Q4	Q1 Q2 Q3 Q4	Q1 Q2 Q3 Q4	Q1 Q2 Q3 Q4	Q1 Q2 Q3 Q4	Q1 Q2 Q3 Q4	Q1 Q2 Q3 Q4	Q1 Q2 Q3 Q4
PROJECT PLANNING												
HIRE DESIGNER												
PROJECT DESIGN												
HIRE CONTRACTOR												
ACTIVE CONSTRUCTION												
CONSTRUCTION CLOSEOUT												

#### TRAFFIC LIGHT INDICATOR OF VARIOUS RISK LEVELS



**HIGH:**  
Further analysis should be performed, if this risk still shows unacceptable or medium risk redesign and/or other changes should be introduced to reduce the criticality.

**MEDIUM:**  
The risk may be acceptable but redesign or other changes should be considered if reasonably practical.

**LOW:**  
The risk is low and further risk reducing measures are not necessary.

## Tamarac Elementary School



Address: 7601 N UNIVERSITY DRIVE, TAMARAC 33321  
Location Num: 2621  
Board District: 4  
Board Member: Lori Alhadeff  
ADEFP Budget: \$3,319,657  
Total Facilities Budget (Sum of Projects): \$2,758,658

### PRIMARY RENOVATIONS P.002049 SMART Program Media Center Improvements

#### CURRENT PHASE

RISK LEVEL

#### CONSTRUCTION CLOSEOUT



#### PROJECT UPDATE

PPO performed the scope of work. PM-OR is coordinating with Building Department to conduct required final closeout inspections. Working with PPO to compile documentation to close out this project.

#### PROJECT SCOPE

Media Center Renovations

#### BUDGET

	Current Budget	Actuals	Remaining Budget
Design	\$19,392	\$18,892	\$500
Construction	\$23,971	\$23,971	\$0
FF&E and Technology	\$1,118	\$1,118	\$0
Construction Mgmt	\$31,315	\$31,315	\$0
Contingency	\$219,205	\$0	\$219,205
<b>Project Total:</b>	<b>\$295,001</b>	<b>\$75,296</b>	<b>\$219,705</b>

#### FLAG:

PHASE	2015	2016	2017	2018	2019	2020	2021	2022	2023	2024	2025	2026
	Q1 Q2 Q3 Q4	Q1 Q2 Q3 Q4	Q1 Q2 Q3 Q4	Q1 Q2 Q3 Q4	Q1 Q2 Q3 Q4	Q1 Q2 Q3 Q4	Q1 Q2 Q3 Q4	Q1 Q2 Q3 Q4	Q1 Q2 Q3 Q4	Q1 Q2 Q3 Q4	Q1 Q2 Q3 Q4	Q1 Q2 Q3 Q4
PROJECT PLANNING												
HIRE DESIGNER												
PROJECT DESIGN												
HIRE CONTRACTOR												
ACTIVE CONSTRUCTION												
CONSTRUCTION CLOSEOUT												

### SCHOOL CHOICE ENHANCEMENT (SCEP)

#### CURRENT PHASE

COMPLETE

#### DELIVERED

Furniture for the front office  
parent workstation  
furniture  
cafeteria sound system  
digital marquee  
projectors  
laptops  
document cameras and printers

#### BUDGET

\$100,000

### MUSIC

✓

COMPLETE

#### SCOPE

362 Instruments Delivered

### TECHNOLOGY

✓

COMPLETE

#### SCOPE

505 Items Delivered

#### TRAFFIC LIGHT INDICATOR OF VARIOUS RISK LEVELS



#### HIGH:

Further analysis should be performed, if this risk still shows unacceptable or medium risk redesign and or other changes should be introduced to reduce the criticality.

#### MEDIUM:

The risk may be acceptable but redesign or other changes should be considered if reasonably practical.

#### LOW:

The risk is low and further risk reducing measures are not necessary.

## Tedder Elementary School



Address: 4157 NE 1 TERRACE, DEERFIELD BEACH 33064  
Location Num: 571  
Board District: 7  
Board Member: Nora Rupert  
ADEFP Budget: \$4,510,616  
Total Facilities Budget (Sum of Projects): \$4,215,616

### PRIMARY RENOVATIONS P.001808 SMART Program Renovations

#### CURRENT PHASE

RISK LEVEL

#### ACTIVE CONSTRUCTION



#### PROJECT UPDATE

Fire Alarm conduits were penetrated by roof fasteners. PPO identified this during their site investigation. OAC Construction to investigate issues and make repairs accordingly. BUILDING 9, 13, 8 -Roofing demolition and temp roofing complete BUILDING 19 -Roofing demolition on hold due to deteriorated deck, termite infestation, rotten. BUILDING 14 -Roofing demolition and temp roofing in progress BUILDING 19 -New AHU 19-9 installed -Chilled water piping/ductwork/VDF/ controls in progress BUILDING 19 -Stucco patching on hold due to termite infestation AHU 19 -Running of conduit from bldg. 19 to bldg 8 BUILDING 8, 9, 13, 14 & 15 -Roofing demolition and temp roofing complete BUILDING 8,13, 14 & 15 -Roofing demolition and temp roofing complete BUILDING 9 -Cap sheet installation in progress EMS system not communicating with the newly installed unit, GC to run new conduit and wire.

#### PROJECT SCOPE

On going work on campus: Re-Roofing: Buildings 8, 9, 13, 15, & 19 Exterior Paint: Buildings 8, 13, 14, 15, & 19 HVAC/Electrical Improvements: Buildings 13, 14, 15, & 19 Exterior Concrete/CMU/Stucco Repair: Building 16 Main Office-Replace fire alarm panel (asbestos walls)

#### BUDGET

	Current Budget	Actuals	Remaining Budget
Design	\$238,000	\$198,014	\$39,986
Construction	\$2,807,358	\$144,427	\$2,662,931
Direct Purchase	\$375,020	\$68,400	\$306,620
Construction Mgmt	\$463,718	\$248,664	\$215,054
Contingency	\$320,520	\$0	\$320,520
Consultants	\$6,000	\$72	\$5,928
Utilities	\$5,000	\$0	\$5,000
<b>Project Total:</b>	<b>\$4,215,616</b>	<b>\$659,577</b>	<b>\$3,556,039</b>

#### FLAG:

PHASE	2015	2016	2017	2018	2019	2020	2021	2022	2023	2024	2025	2026
	Q1 Q2 Q3 Q4	Q1 Q2 Q3 Q4	Q1 Q2 Q3 Q4	Q1 Q2 Q3 Q4	Q1 Q2 Q3 Q4	Q1 Q2 Q3 Q4	Q1 Q2 Q3 Q4	Q1 Q2 Q3 Q4	Q1 Q2 Q3 Q4	Q1 Q2 Q3 Q4	Q1 Q2 Q3 Q4	Q1 Q2 Q3 Q4
PROJECT PLANNING												
HIRE DESIGNER												
PROJECT DESIGN												
HIRE CONTRACTOR												
ACTIVE CONSTRUCTION												
CONSTRUCTION CLOSEOUT												

### SCHOOL CHOICE ENHANCEMENT (SCEP)

#### CURRENT PHASE

COMPLETE

#### DELIVERED

Teacher chairs  
benches for common areas  
media center furniture  
playground upgrades  
digital marquee

#### BUDGET

\$100,000

### MUSIC



#### SCOPE

407 Instruments Delivered

### TECHNOLOGY



#### SCOPE

254 Items Delivered

#### TRAFFIC LIGHT INDICATOR OF VARIOUS RISK LEVELS



#### HIGH:

Further analysis should be performed, if this risk still shows unacceptable or medium risk redesign and or other changes should be introduced to reduce the criticality.

#### MEDIUM:

The risk may be acceptable but redesign or other changes should be considered if reasonably practical.

#### LOW:

The risk is low and further risk reducing measures are not necessary.

## Tequesta Trace Middle School



Address: 1800 INDIAN TRACE, WESTON 33326  
Location Num: 3151  
Board District: 6  
Board Member: Laurie Rich Levinson  
ADEFP Budget: \$3,933,000  
Total Facilities Budget (Sum of Projects): \$3,291,000

### PRIMARY RENOVATIONS P.002042 SMART Program Renovations

#### CURRENT PHASE

RISK LEVEL

#### HIRE CONTRACTOR



#### PROJECT UPDATE

The Building Dept. issued a Letter of Recommendation (LOR) on 11/5/21. Currently working with the designer to send this project to advertisement.

#### PROJECT SCOPE

Re-roofing: Buildings 1, 2, 3, 4, 5, 6, 7, 8, 9, 10, 11, 12, 13, 14, 15, 16, 17 & 18. Windows and Aluminum Covered Walkway Renovation Electrical Improvements (panel boards and canopy lights replacements, and MEP roof equipment connections): Buildings 1 & 3. Fire Alarm System Replacement: Campus-wide HVAC Improvements-Components Replacement. MEP Roof Coordination.

#### BUDGET

	Current Budget	Actuals	Remaining Budget
Design	\$415,891	\$217,787	\$198,104
Construction	\$2,160,000	\$88	\$2,159,912
Construction Mgmt	\$533,100	\$447,158	\$85,942
Contingency	\$157,009	\$0	\$157,009
Consultants	\$20,000	\$3,702	\$16,298
Utilities	\$5,000	\$0	\$5,000
<b>Project Total:</b>	<b>\$3,291,000</b>	<b>\$668,735</b>	<b>\$2,622,265</b>

#### FLAG:

PHASE	2015 Q1 Q2 Q3 Q4	2016 Q1 Q2 Q3 Q4	2017 Q1 Q2 Q3 Q4	2018 Q1 Q2 Q3 Q4	2019 Q1 Q2 Q3 Q4	2020 Q1 Q2 Q3 Q4	2021 Q1 Q2 Q3 Q4	2022 Q1 Q2 Q3 Q4	2023 Q1 Q2 Q3 Q4	2024 Q1 Q2 Q3 Q4	2025 Q1 Q2 Q3 Q4	2026 Q1 Q2 Q3 Q4
PROJECT PLANNING												
HIRE DESIGNER												
PROJECT DESIGN												
HIRE CONTRACTOR												
ACTIVE CONSTRUCTION												
CONSTRUCTION CLOSEOUT												

### SCHOOL CHOICE ENHANCEMENT (SCEP)

#### CURRENT PHASE

#### IMPLEMENTATION

#### DELIVERED

Promethean boards and two-way radios

#### BUDGET

\$100,000

#### IN PROGRESS

Digital Marquee

### MUSIC



#### SCOPE

COMPLETE

161 Instruments Delivered

### TECHNOLOGY



#### SCOPE

COMPLETE

471 Items Delivered

#### TRAFFIC LIGHT INDICATOR OF VARIOUS RISK LEVELS



#### HIGH:

Further analysis should be performed, if this risk still shows unacceptable or medium risk redesign and or other changes should be introduced to reduce the criticality.

#### MEDIUM:

The risk may be acceptable but redesign or other changes should be considered if reasonably practical.

#### LOW:

The risk is low and further risk reducing measures are not necessary.

## The Quest Center



Address: 6401 CHARLESTON STREET, HOLLYWOOD 33024  
Location Num: 1021  
Board District: 1  
Board Member: Ann Murray  
ADEFP Budget: \$1,914,000  
Total Facilities Budget (Sum of Projects): \$1,688,000

### PRIMARY RENOVATIONS P.001892 SMART Program Renovations

#### CURRENT PHASE

RISK LEVEL

#### ACTIVE CONSTRUCTION



#### PROJECT UPDATE

No work has been done during this month due to delivery of the VFD's which are expected in March 2022.

#### PROJECT SCOPE

HVAC improvements: Buildings 1, 2, 3, & 4 Fire Alarm Improvements: Building 1 Electrical Upgrades: Building 1, 2, 3, & 4

#### BUDGET

	Current Budget	Actuals	Remaining Budget
Design	\$147,879	\$130,620	\$17,259
Construction	\$1,382,256	\$1,204,086	\$178,170
Construction Mgmt	\$151,941	\$148,725	\$3,216
Consultants	\$5,924	\$5,533	\$391
<b>Project Total:</b>	<b>\$1,688,000</b>	<b>\$1,488,964</b>	<b>\$199,036</b>

#### FLAG:

PHASE	2015	2016	2017	2018	2019	2020	2021	2022	2023	2024	2025	2026
	Q1 Q2 Q3 Q4	Q1 Q2 Q3 Q4	Q1 Q2 Q3 Q4	Q1 Q2 Q3 Q4	Q1 Q2 Q3 Q4	Q1 Q2 Q3 Q4	Q1 Q2 Q3 Q4	Q1 Q2 Q3 Q4	Q1 Q2 Q3 Q4	Q1 Q2 Q3 Q4	Q1 Q2 Q3 Q4	Q1 Q2 Q3 Q4
PROJECT PLANNING												
HIRE DESIGNER												
PROJECT DESIGN												
HIRE CONTRACTOR												
ACTIVE CONSTRUCTION												
CONSTRUCTION CLOSEOUT												

### SCHOOL CHOICE ENHANCEMENT (SCEP)

#### CURRENT PHASE

#### IMPLEMENTATION

#### DELIVERED

Sensory room equipment  
entertainment room renovation & TVs

#### BUDGET

\$100,000

### MUSIC



COMPLETE

#### SCOPE

538 Instruments Delivered

### TECHNOLOGY



COMPLETE

#### SCOPE

28 Items Delivered

#### TRAFFIC LIGHT INDICATOR OF VARIOUS RISK LEVELS



#### HIGH:

Further analysis should be performed, if this risk still shows unacceptable or medium risk redesign and or other changes should be introduced to reduce the criticality.

#### MEDIUM:

The risk may be acceptable but redesign or other changes should be considered if reasonably practical.

#### LOW:

The risk is low and further risk reducing measures are not necessary.

## Thurgood Marshall Elementary School



Address: 800 NW 13 STREET, FORT LAUDERDALE 33311  
 Location Num: 3291  
 Board District: 5  
 Board Member: Dr. Rosalind Osgood  
 ADEFP Budget: \$4,725,433  
 Total Facilities Budget (Sum of Projects): \$4,426,433

### PRIMARY RENOVATIONS P.001674 SMART Program Renovations

#### CURRENT PHASE

RISK LEVEL

#### ACTIVE CONSTRUCTION



#### PROJECT UPDATE

Work stopped at cafeteria restrooms due to failed inspection. Roofing final white cap sheet installed at all buildings. Building 1 white cap strip area to be complete pending antenna removal (see attached aerial photo). HVAC equipment being delivered with a couple units pending engineer approval for order to be placed. No work performed over winter break.

#### PROJECT SCOPE

- Re-roofing of Buildings 1 - 6 - Repair aluminum covered walkways - Remodel (2) ADA Restrooms in Building 1B - Replacement of (1) Chiller in Building 1B, (2) Cooling Towers in Building 1, (8) Chilled water central station Air Handler Units, (12) electronic duct heaters, (9) stand-alone Air Handler Unit Controllers, (1) DX Split System Central Station Air Handler Unit - Addition of (1) Refrigerant Monitor System in Chiller Room - Remove and Reinstall (4) Exhaust Fans, (1) Kitchen Grease Fan, (1) Kitchen Grease Hood Supply Air Fan, (6) Exhaust Air Air Vents, (7) Outside Air Intake Vents - Replace (4) DX Package Wall Mounted Air Conditioning Units - Replacement of Breakers, Disconnect Switch, AHU & Condensing Unit Conduit, and Wiring - Electrical for Chillers, Pumps, Cooling Towers

#### BUDGET

	Current Budget	Actuals	Remaining Budget
Design	\$170,000	\$117,449	\$52,551
Construction	\$3,220,905	\$1,342,228	\$1,878,677
Direct Purchase	\$311,235	\$214,393	\$96,842
Construction Mgmt	\$518,436	\$343,512	\$174,924
Contingency	\$199,857	\$0	\$199,857
Consultants	\$6,000	\$3,092	\$2,908
<b>Project Total:</b>	<b>\$4,426,433</b>	<b>\$2,020,674</b>	<b>\$2,405,759</b>

#### FLAG:

PHASE	2015	2016	2017	2018	2019	2020	2021	2022	2023	2024	2025	2026
	Q1 Q2 Q3 Q4	Q1 Q2 Q3 Q4	Q1 Q2 Q3 Q4	Q1 Q2 Q3 Q4	Q1 Q2 Q3 Q4	Q1 Q2 Q3 Q4	Q1 Q2 Q3 Q4	Q1 Q2 Q3 Q4	Q1 Q2 Q3 Q4	Q1 Q2 Q3 Q4	Q1 Q2 Q3 Q4	Q1 Q2 Q3 Q4
PROJECT PLANNING												
HIRE DESIGNER												
PROJECT DESIGN												
HIRE CONTRACTOR												
ACTIVE CONSTRUCTION												
CONSTRUCTION CLOSEOUT												

### SCHOOL CHOICE ENHANCEMENT (SCEP)

#### CURRENT PHASE

#### COMPLETE

#### DELIVERED

Aiphone  
 Recordex  
 ID machine  
 tables  
 chairs  
 headphones  
 Lenovo batteries  
 laminator  
 carpet cleaner  
 earthwalk carts  
 laptops  
 student chairs  
 computer chargers

#### BUDGET

\$100,000

#### IN PROGRESS

Promethean board  
 Promethean fixed height mobile stand

### TECHNOLOGY



#### SCOPE

282 Items Delivered

#### TRAFFIC LIGHT INDICATOR OF VARIOUS RISK LEVELS



**HIGH:**  
 Further analysis should be performed, if this risk still shows unacceptable or medium risk redesign and/or other changes should be introduced to reduce the criticality.

**MEDIUM:**  
 The risk may be acceptable but redesign or other changes should be considered if reasonably practical.

**LOW:**  
 The risk is low and further risk reducing measures are not necessary.

## Tradewinds Elementary School



Address: 5400 JOHNSON ROAD, COCONUT CREEK 33073  
Location Num: 3481  
Board District: 7  
Board Member: Nora Rupert  
ADEFP Budget: \$4,417,900  
Total Facilities Budget (Sum of Projects): \$3,843,900

### PRIMARY RENOVATIONS P.002129 SMART Program Renovations

#### CURRENT PHASE

RISK LEVEL

#### CONSTRUCTION CLOSEOUT



#### PROJECT UPDATE

Construction is complete Certificate of Occupancy (110B) signed 7/15/2021 Certificate of Final Acceptance (209) Final Completion signed 8/23/2021 The closeout documents were turned over to the school on 12/9/2021. The warranty walkthrough is scheduled for 12/9/2021.

#### PROJECT SCOPE

Conversion of Existing Space to Music and /or Art Lab(s) HVAC Improvements: Buildings 1 & 2 Music Room Renovation PE/Athletic Improvements Reroofing: Buildings 1 & 2

#### BUDGET

	Current Budget	Actuals	Remaining Budget
Design	\$175,000	\$119,282	\$55,718
Construction	\$2,423,755	\$2,422,907	\$848
FF&E and Technology	\$38,381	\$38,381	\$0
Direct Purchase	\$703,081	\$703,081	\$0
Construction Mgmt	\$422,829	\$193,046	\$229,783
Contingency	\$76,097	\$0	\$76,097
Consultants	\$4,757	\$4,757	\$0
<b>Project Total:</b>	<b>\$3,843,900</b>	<b>\$3,481,454</b>	<b>\$362,446</b>

#### FLAG:

PHASE	2015	2016	2017	2018	2019	2020	2021	2022	2023	2024	2025	2026
	Q1 Q2 Q3 Q4	Q1 Q2 Q3 Q4	Q1 Q2 Q3 Q4	Q1 Q2 Q3 Q4	Q1 Q2 Q3 Q4	Q1 Q2 Q3 Q4	Q1 Q2 Q3 Q4	Q1 Q2 Q3 Q4	Q1 Q2 Q3 Q4	Q1 Q2 Q3 Q4	Q1 Q2 Q3 Q4	Q1 Q2 Q3 Q4
PROJECT PLANNING												
HIRE DESIGNER												
PROJECT DESIGN												
HIRE CONTRACTOR												
ACTIVE CONSTRUCTION												
CONSTRUCTION CLOSEOUT												

### SCHOOL CHOICE ENHANCEMENT (SCEP)

#### CURRENT PHASE

COMPLETE

#### DELIVERED

Aiphone at the SPE and a strike

#### BUDGET

\$100,000

#### IN PROGRESS

Playground Upgrades/ Rubber Surfacing

### MUSIC

#### SCOPE

COMPLETE 446 Instruments Delivered

#### TECHNOLOGY

COMPLETE SCOPE 536 Items Delivered

#### TRAFFIC LIGHT INDICATOR OF VARIOUS RISK LEVELS



**HIGH:**  
Further analysis should be performed, if this risk still shows unacceptable or medium risk redesign and/or other changes should be introduced to reduce the criticality.

**MEDIUM:**  
The risk may be acceptable but redesign or other changes should be considered if reasonably practical.

**LOW:**  
The risk is low and further risk reducing measures are not necessary.

## Tropical Elementary School



Address: 1500 SW 66 AVENUE, PLANTATION 33317  
Location Num: 731  
Board District: 6  
Board Member: Laurie Rich Levinson  
ADEFP Budget: \$1,344,000  
Total Facilities Budget (Sum of Projects): \$1,540,085

### PRIMARY RENOVATIONS P.001904 SMART Program Renovations

#### CURRENT PHASE

RISK LEVEL

#### ACTIVE CONSTRUCTION



#### PROJECT UPDATE

The project received NTP on 08-03-21A, we are currently working with the school staff on phasing. The contractor continues working through the submittal process.

#### PROJECT SCOPE

Roofing Improvement: Buildings 2 & 85. Fire Alarm Upgrades Campus-wide. Media Center Improvements (including new flooring, wall paint, and FFE). Restroom Renovations (including new fixtures, floor, and wall tiles). Test and Balance in all mechanical units.

#### BUDGET

	Current Budget	Actuals	Remaining Budget
Design	\$103,757	\$73,615	\$30,142
Construction	\$1,098,176	\$321	\$1,097,855
FF&E and Technology	\$97,000	\$0	\$97,000
Construction Mgmt	\$183,242	\$141,097	\$42,145
Contingency	\$53,910	\$0	\$53,910
Consultants	\$4,000	\$3,563	\$437
<b>Project Total:</b>	<b>\$1,540,085</b>	<b>\$218,596</b>	<b>\$1,321,489</b>

#### FLAG:

PHASE	2015				2016				2017				2018				2019				2020				2021				2022				2023				2024				2025				2026			
	Q1	Q2	Q3	Q4	Q1	Q2	Q3	Q4	Q1	Q2	Q3	Q4	Q1	Q2	Q3	Q4	Q1	Q2	Q3	Q4	Q1	Q2	Q3	Q4	Q1	Q2	Q3	Q4	Q1	Q2	Q3	Q4	Q1	Q2	Q3	Q4	Q1	Q2	Q3	Q4								
PROJECT PLANNING																																																
HIRE DESIGNER																																																
PROJECT DESIGN																																																
HIRE CONTRACTOR																																																
ACTIVE CONSTRUCTION																																																
CONSTRUCTION CLOSEOUT																																																

### SCHOOL CHOICE ENHANCEMENT (SCEP)

#### CURRENT PHASE

PLANNING/DESIGN

#### BUDGET

\$100,000

#### IN PROGRESS

Proposals are being coordinated with multiple entities to ensure the best pricing is obtained.

### MUSIC

#### SCOPE

175 Instruments Delivered

#### TECHNOLOGY

#### SCOPE

332 Items Delivered

#### TRAFFIC LIGHT INDICATOR OF VARIOUS RISK LEVELS



**HIGH:**  
Further analysis should be performed, if this risk still shows unacceptable or medium risk redesign and or other changes should be introduced to reduce the criticality.

**MEDIUM:**  
The risk may be acceptable but redesign or other changes should be considered if reasonably practical.

**LOW:**  
The risk is low and further risk reducing measures are not necessary.

## Village Elementary School



Address: 2100 NW 70 AVENUE, SUNRISE 33313  
Location Num: 1621  
Board District: 5  
Board Member: Dr. Rosalind Osgood  
ADEFP Budget: \$1,708,189  
Total Facilities Budget (Sum of Projects): \$1,336,189

### PRIMARY RENOVATIONS P.001952 SMART Program Renovations

#### CURRENT PHASE

RISK LEVEL

#### ACTIVE CONSTRUCTION



#### PROJECT UPDATE

The Media Center renovations are completed. Project received NTP dated 05-24-21A. Currently working on submittals approval, FFE scope. Construction started in the media center with flooring removal and wall paint. Roofing renovations are on-going for building 7 & 9. Fire alarm pending approval by the building department.

#### PROJECT SCOPE

Roofing Improvements: Building 9 and 7. Fire Alarm Upgrade: Campus-wide. Test and Balance in all mechanical units throughout the school to identify deficiencies. Media Center Improvements (including new floor, wall paint, and FFE).

#### BUDGET

	Current Budget	Actuals	Remaining Budget
Design	\$99,000	\$87,555	\$11,445
Construction	\$943,816	\$256,115	\$687,701
FF&E and Technology	\$65,066	\$0	\$65,066
Construction Mgmt	\$150,000	\$78,234	\$71,766
Contingency	\$68,507	\$0	\$68,507
Consultants	\$9,800	\$0	\$9,800
<b>Project Total:</b>	<b>\$1,336,189</b>	<b>\$421,904</b>	<b>\$914,285</b>

#### FLAG:

PHASE	2015	2016	2017	2018	2019	2020	2021	2022	2023	2024	2025	2026
	Q1 Q2 Q3 Q4	Q1 Q2 Q3 Q4	Q1 Q2 Q3 Q4	Q1 Q2 Q3 Q4	Q1 Q2 Q3 Q4	Q1 Q2 Q3 Q4	Q1 Q2 Q3 Q4	Q1 Q2 Q3 Q4	Q1 Q2 Q3 Q4	Q1 Q2 Q3 Q4	Q1 Q2 Q3 Q4	Q1 Q2 Q3 Q4
PROJECT PLANNING												
HIRE DESIGNER												
PROJECT DESIGN												
HIRE CONTRACTOR												
ACTIVE CONSTRUCTION												
CONSTRUCTION CLOSEOUT												

### SCHOOL CHOICE ENHANCEMENT (SCEP)

#### CURRENT PHASE

#### COMPLETE

#### DELIVERED

Classroom rugs  
poster maker  
printers  
classroom signage  
desktops  
student chairs  
student desks  
classroom tables  
indoor furniture  
vinyl blinds for classrooms  
TV studio equipment  
outdoor floor mats  
headphones  
iPads with cases  
conference table  
I

#### BUDGET

\$100,000

#### IN PROGRESS

Cube truck without Lid  
upright vacuums  
poly truck

### MUSIC

#### COMPLETE

#### SCOPE

187 Instruments Delivered

### TECHNOLOGY

#### COMPLETE

#### SCOPE

321 Items Delivered

#### TRAFFIC LIGHT INDICATOR OF VARIOUS RISK LEVELS



#### HIGH:

Further analysis should be performed, if this risk still shows unacceptable or medium risk redesign and/or other changes should be introduced to reduce the criticality.

#### MEDIUM:

The risk may be acceptable but redesign or other changes should be considered if reasonably practical.

#### LOW:

The risk is low and further risk reducing measures are not necessary.

## Virginia Shuman Young Elementary School



Address: 101 NE 11 AVENUE, FORT LAUDERDALE 33301  
 Location Num: 3321  
 Board District: 3  
 Board Member: Sarah Leonardi  
 ADEFP Budget: \$5,050,230  
 Total Facilities Budget (Sum of Projects): \$4,928,230

### PRIMARY RENOVATIONS P.002000 SMART Program Renovations

#### CURRENT PHASE

RISK LEVEL

#### ACTIVE CONSTRUCTION



#### PROJECT UPDATE

The contractor has completed the replacement of four Fan Coil Units and two Air Handlers. Roofing is ongoing. The remaining HVAC improvements and Fire Alarm scope are being coordinated, temp cooling plan has been developed and pending approval. Roofing replacement is on-going campus wide.

#### PROJECT SCOPE

Roofing Improvements: Building 1, 2, 3, 4, 5, 6, 7, and 8. Fire Alarm Replacement: Campus-wide. Mechanical Improvements: Building 1, 3, 4, 5 & 6 (including Air Handling Units, mini-split, fan coils units).

#### BUDGET

	Current Budget	Actuals	Remaining Budget
Design	\$179,250	\$148,683	\$30,567
Construction	\$3,476,688	\$1,065,768	\$2,410,920
Direct Purchase	\$363,518	\$353,614	\$9,904
Construction Mgmt	\$385,764	\$301,524	\$84,240
Contingency	\$216,010	\$0	\$216,010
Consultants	\$7,000	\$6,959	\$41
<b>Project Total:</b>	<b>\$4,628,230</b>	<b>\$1,876,548</b>	<b>\$2,751,682</b>

#### FLAG:

PHASE	2015 Q1 Q2 Q3 Q4				2016 Q1 Q2 Q3 Q4				2017 Q1 Q2 Q3 Q4				2018 Q1 Q2 Q3 Q4				2019 Q1 Q2 Q3 Q4				2020 Q1 Q2 Q3 Q4				2021 Q1 Q2 Q3 Q4				2022 Q1 Q2 Q3 Q4				2023 Q1 Q2 Q3 Q4				2024 Q1 Q2 Q3 Q4				2025 Q1 Q2 Q3 Q4				2026 Q1 Q2 Q3 Q4			
PROJECT PLANNING																																																
HIRE DESIGNER																																																
PROJECT DESIGN																																																
HIRE CONTRACTOR																																																
ACTIVE CONSTRUCTION																																																
CONSTRUCTION CLOSEOUT																																																

#### TRAFFIC LIGHT INDICATOR OF VARIOUS RISK LEVELS



**HIGH:**  
Further analysis should be performed, if this risk still shows unacceptable or medium risk redesign and or other changes should be introduced to reduce the criticality.

**MEDIUM:**  
The risk may be acceptable but redesign or other changes should be considered if reasonably practical.

**LOW:**  
The risk is low and further risk reducing measures are not necessary.

## Virginia Shuman Young Elementary School



Address: 101 NE 11 AVENUE, FORT LAUDERDALE 33301  
 Location Num: 3321  
 Board District: 3  
 Board Member: Sarah Leonardi  
 ADEFP Budget: \$5,050,230  
 Total Facilities Budget (Sum of Projects): \$4,928,230

### PRIMARY RENOVATIONS P.002841 Kitchen HVAC - SMART Program

#### CURRENT PHASE

RISK LEVEL

#### DESIGN



#### PROJECT UPDATE

Architect working on site plan / PO Modular order in progress

#### PROJECT SCOPE

Modular Classrooms Swing Space for GOB

#### BUDGET

	Current Budget	Actuals	Remaining Budget
Design	\$37,540	\$0	\$37,540
Construction	\$53,766	\$0	\$53,766
Construction Mgmt	\$15,000	\$0	\$15,000
Contingency	\$3,500	\$0	\$3,500
Consultants	\$2,000	\$0	\$2,000
Misc Construction	\$188,194	\$0	\$188,194
<b>Project Total:</b>	<b>\$300,000</b>	<b>\$0</b>	<b>\$300,000</b>

#### FLAG:

PHASE	2015	2016	2017	2018	2019	2020	2021	2022	2023	2024	2025	2026
	Q1 Q2 Q3 Q4	Q1 Q2 Q3 Q4	Q1 Q2 Q3 Q4	Q1 Q2 Q3 Q4	Q1 Q2 Q3 Q4	Q1 Q2 Q3 Q4	Q1 Q2 Q3 Q4	Q1 Q2 Q3 Q4	Q1 Q2 Q3 Q4	Q1 Q2 Q3 Q4	Q1 Q2 Q3 Q4	Q1 Q2 Q3 Q4
PROJECT PLANNING												
HIRE DESIGNER												
PROJECT DESIGN												
HIRE CONTRACTOR												
ACTIVE CONSTRUCTION												
CONSTRUCTION CLOSEOUT												

### SCHOOL CHOICE ENHANCEMENT (SCEP)

#### CURRENT PHASE

COMPLETE

#### DELIVERED

Replacing classroom locks with storeroom locks  
 water bottle filling stations  
 Recordex  
 rekeying classrooms  
 two-way radios  
 office chairs  
 ceiling projector  
 media center shelving  
 tables  
 media center furniture  
 trapezoid tables  
 cafeteria tables

#### BUDGET

\$100,000

### MUSIC

#### SCOPE

57 Instruments Delivered

### TECHNOLOGY

#### SCOPE

388 Items Delivered

#### TRAFFIC LIGHT INDICATOR OF VARIOUS RISK LEVELS



**HIGH:**  
Further analysis should be performed, if this risk still shows unacceptable or medium risk redesign and or other changes should be introduced to reduce the criticality.

**MEDIUM:**  
The risk may be acceptable but redesign or other changes should be considered if reasonably practical.

**LOW:**  
The risk is low and further risk reducing measures are not necessary.

## Walker Elementary School



Address: 1001 NW 4 STREET, FORT LAUDERDALE 33311  
 Location Num: 321  
 Board District: 5  
 Board Member: Dr. Rosalind Osgood  
 ADEFP Budget: \$3,711,090  
 Total Facilities Budget (Sum of Projects): \$3,428,090

### PRIMARY RENOVATIONS P.001938 SMART Program Renovations

#### CURRENT PHASE

RISK LEVEL

#### ACTIVE CONSTRUCTION



#### PROJECT UPDATE

Pending Fire Alarm Credit for Bldg. 2 from GC. Change Orders # 8 in GC's court, Change Orders # 10 & 11 at AE's court Fire Alarm Certification in progress. Connecting the Old Dillard Building to the NEW FCAP in Building 1. pending the repair to the Aluminum Cove walkway Poll. Pending Credit change order for Bldg. 2 Fire Alarm.

#### PROJECT SCOPE

Installation of fire alarm is in progress in Bldg.1 is in progress. Roof installation in progress. Pending Fire Rated wall review by BD & AECOM.

#### BUDGET

	Current Budget	Actuals	Remaining Budget
Design	\$121,000	\$104,167	\$16,833
Construction	\$2,533,320	\$1,720,852	\$812,468
FF&E and Technology	\$7,249	\$7,215	\$34
Direct Purchase	\$413,914	\$270,131	\$143,783
Construction Mgmt	\$290,508	\$150,172	\$140,336
Contingency	\$42,867	\$0	\$42,867
Consultants	\$19,232	\$19,232	\$0
<b>Project Total:</b>	<b>\$3,428,090</b>	<b>\$2,271,769</b>	<b>\$1,156,321</b>

#### FLAG:

PHASE	2015	2016	2017	2018	2019	2020	2021	2022	2023	2024	2025	2026
	Q1 Q2 Q3 Q4	Q1 Q2 Q3 Q4	Q1 Q2 Q3 Q4	Q1 Q2 Q3 Q4	Q1 Q2 Q3 Q4	Q1 Q2 Q3 Q4	Q1 Q2 Q3 Q4	Q1 Q2 Q3 Q4	Q1 Q2 Q3 Q4	Q1 Q2 Q3 Q4	Q1 Q2 Q3 Q4	Q1 Q2 Q3 Q4
PROJECT PLANNING												
HIRE DESIGNER												
PROJECT DESIGN												
HIRE CONTRACTOR												
ACTIVE CONSTRUCTION												
CONSTRUCTION CLOSEOUT												

### SCHOOL CHOICE ENHANCEMENT (SCEP)

#### CURRENT PHASE

COMPLETE

#### DELIVERED

Technology for D3 & D4 & laptops

#### BUDGET

\$100,000

### MUSIC

#### COMPLETE

#### SCOPE

58 Instruments Delivered

### TECHNOLOGY

#### COMPLETE

#### SCOPE

141 Items Delivered

#### TRAFFIC LIGHT INDICATOR OF VARIOUS RISK LEVELS



#### HIGH:

Further analysis should be performed, if this risk still shows unacceptable or medium risk redesign and or other changes should be introduced to reduce the criticality.

#### MEDIUM:

The risk may be acceptable but redesign or other changes should be considered if reasonably practical.

#### LOW:

The risk is low and further risk reducing measures are not necessary.

## Walter C. Young Middle School



Address: 901 NW 129 AVENUE, PEMBROKE PINES 33028  
Location Num: 3001  
Board District: 2  
Board Member: Patricia Good  
ADEFP Budget: \$9,797,000  
Total Facilities Budget (Sum of Projects): \$15,885,560

### PRIMARY RENOVATIONS P.002010 SMART Program Renovations

#### CURRENT PHASE

RISK LEVEL

#### ACTIVE CONSTRUCTION



#### PROJECT UPDATE

The tear off of the roof and flashing has been completed except in buildings 2 & 4. Directional borings have been completed in building 7, 13 & 9.

#### PROJECT SCOPE

Re-roofing: Buildings 1 - 14 Window & Door Replacements: Buildings 10 & 16 HVAC Improvements: Buildings 1 - 13 Electrical Improvements (HVAC related): Buildings 1 - 13 Painting: Buildings 1 - 3, 6 - 10, 13, 16

#### BUDGET

	Current Budget	Actuals	Remaining Budget
Design	\$675,000	\$416,211	\$258,789
Construction	\$12,029,022	\$148,372	\$11,880,650
Direct Purchase	\$909,192	\$0	\$909,192
Construction Mgmt	\$1,548,700	\$718,614	\$830,086
Contingency	\$680,646	\$0	\$680,646
Consultants	\$25,000	\$13,285	\$11,715
Utilities	\$18,000	\$0	\$18,000
<b>Project Total:</b>	<b>\$15,885,560</b>	<b>\$1,296,482</b>	<b>\$14,589,078</b>

#### FLAG:

PHASE	2015	2016	2017	2018	2019	2020	2021	2022	2023	2024	2025	2026
	Q1 Q2 Q3 Q4	Q1 Q2 Q3 Q4	Q1 Q2 Q3 Q4	Q1 Q2 Q3 Q4	Q1 Q2 Q3 Q4	Q1 Q2 Q3 Q4	Q1 Q2 Q3 Q4	Q1 Q2 Q3 Q4	Q1 Q2 Q3 Q4	Q1 Q2 Q3 Q4	Q1 Q2 Q3 Q4	Q1 Q2 Q3 Q4
PROJECT PLANNING												
HIRE DESIGNER												
PROJECT DESIGN												
HIRE CONTRACTOR												
ACTIVE CONSTRUCTION												
CONSTRUCTION CLOSEOUT												

### SCHOOL CHOICE ENHANCEMENT (SCEP)

#### CURRENT PHASE

#### COMPLETE

#### DELIVERED

Golf Cart/3 repairs  
cafeteria tables  
TVs for Exceptional Student Ed. Program upgrades  
Printers  
Facilities/Janitorial equipment  
technology items  
two-way radios  
vertical blinds  
carpet in room 925  
repair dinner theater bleachers  
and LCD projectors

#### BUDGET

\$100,000

### MUSIC

#### SCOPE

125 Instruments Delivered

#### TECHNOLOGY

#### SCOPE

654 Items Delivered

#### TRAFFIC LIGHT INDICATOR OF VARIOUS RISK LEVELS



**HIGH:**  
Further analysis should be performed, if this risk still shows unacceptable or medium risk redesign and/or other changes should be introduced to reduce the criticality.

**MEDIUM:**  
The risk may be acceptable but redesign or other changes should be considered if reasonably practical.

**LOW:**  
The risk is low and further risk reducing measures are not necessary.

## Watkins Elementary School



Address: 3520 SW 52 AVENUE, PEMBROKE PARK 33023  
Location Num: 511  
Board District: 1  
Board Member: Ann Murray  
ADEFP Budget: \$3,443,840  
Total Facilities Budget (Sum of Projects): \$3,035,840

### PRIMARY RENOVATIONS P.002074 SMART Program Renovations

#### CURRENT PHASE

RISK LEVEL

#### CONSTRUCTION CLOSEOUT



#### PROJECT UPDATE

Buildings 1 & 2 roofs are 100% Complete. The Painting of Buildings 1 & 2 are also 100% complete. Final change orders are being processed and close out documents have started.

#### PROJECT SCOPE

Re-Roofing of Buildings 1 & 2. Painting of Buildings 1 & 2.

#### BUDGET

	Current Budget	Actuals	Remaining Budget
Design	\$114,900	\$81,930	\$32,970
Construction	\$2,200,191	\$2,153,501	\$46,690
Direct Purchase	\$356,473	\$356,473	\$0
Construction Mgmt	\$223,831	\$131,259	\$92,572
Contingency	\$135,445	\$0	\$135,445
Consultants	\$5,000	\$1,718	\$3,282
<b>Project Total:</b>	<b>\$3,035,840</b>	<b>\$2,724,881</b>	<b>\$310,959</b>

#### FLAG:

PHASE	2015	2016	2017	2018	2019	2020	2021	2022	2023	2024	2025	2026
	Q1 Q2 Q3 Q4	Q1 Q2 Q3 Q4	Q1 Q2 Q3 Q4	Q1 Q2 Q3 Q4	Q1 Q2 Q3 Q4	Q1 Q2 Q3 Q4	Q1 Q2 Q3 Q4	Q1 Q2 Q3 Q4	Q1 Q2 Q3 Q4	Q1 Q2 Q3 Q4	Q1 Q2 Q3 Q4	Q1 Q2 Q3 Q4
PROJECT PLANNING												
HIRE DESIGNER												
PROJECT DESIGN												
HIRE CONTRACTOR												
ACTIVE CONSTRUCTION												
CONSTRUCTION CLOSEOUT												

### SCHOOL CHOICE ENHANCEMENT (SCEP)

#### CURRENT PHASE

IMPLEMENTATION

#### DELIVERED

Laptops  
digital marquee

#### BUDGET

\$100,000

### TECHNOLOGY

✓  
COMPLETE

#### SCOPE

288 Items Delivered

#### TRAFFIC LIGHT INDICATOR OF VARIOUS RISK LEVELS



**HIGH:**  
Further analysis should be performed, if this risk still shows unacceptable or medium risk redesign and or other changes should be introduced to reduce the criticality.

**MEDIUM:**  
The risk may be acceptable but redesign or other changes should be considered if reasonably practical.

**LOW:**  
The risk is low and further risk reducing measures are not necessary.

## Welleby Elementary School



Address: 3230 NOB HILL ROAD, SUNRISE 33351  
Location Num: 2881  
Board District: 5  
Board Member: Dr. Rosalind Osgood  
ADEFP Budget: \$3,276,000  
Total Facilities Budget (Sum of Projects): \$2,775,000

### PRIMARY RENOVATIONS P.002114 SMART Program Renovations

#### CURRENT PHASE

RISK LEVEL

#### HIRE CONTRACTOR



#### PROJECT UPDATE

The Building Department issued a Letter of Recommendation (LOR) on 11/22/21. Working with the Designer to send this project to advertisement.

#### PROJECT SCOPE

Re-roofing at Buildings 1, 2, 3, 4, 5, & 6. Repair Aluminum Covered Walkways Replace Windows: Building 6. Electrical Improvements: Buildings 1, 2, 3, 4, 5, 6, & 85. Fire Alarm System Replacement: Campus-wide. Fire Sprinklers: Buildings 1, and Site HVAC Improvements - Components Replacement: Buildings 1, 2 & 3. and Test & Balance at Buildings 3, 4 & 85.

#### BUDGET

	Current Budget	Actuals	Remaining Budget
Design	\$260,000	\$172,136	\$87,864
Construction	\$1,901,470	\$0	\$1,901,470
Construction Mgmt	\$483,030	\$249,511	\$233,519
Contingency	\$116,500	\$0	\$116,500
Consultants	\$8,000	\$6,102	\$1,898
Utilities	\$6,000	\$0	\$6,000
<b>Project Total:</b>	<b>\$2,775,000</b>	<b>\$427,749</b>	<b>\$2,347,251</b>

#### FLAG:

PHASE	2015				2016				2017				2018				2019				2020				2021				2022				2023				2024				2025				2026			
	Q1	Q2	Q3	Q4	Q1	Q2	Q3	Q4	Q1	Q2	Q3	Q4	Q1	Q2	Q3	Q4	Q1	Q2	Q3	Q4	Q1	Q2	Q3	Q4	Q1	Q2	Q3	Q4	Q1	Q2	Q3	Q4	Q1	Q2	Q3	Q4	Q1	Q2	Q3	Q4	Q1	Q2	Q3	Q4				
PROJECT PLANNING																																																
HIRE DESIGNER																																																
PROJECT DESIGN																																																
HIRE CONTRACTOR																																																
ACTIVE CONSTRUCTION																																																
CONSTRUCTION CLOSEOUT																																																

### SCHOOL CHOICE ENHANCEMENT (SCEP)

#### CURRENT PHASE

#### IMPLEMENTATION

#### DELIVERED

Lenovo laptops & Earthwalk carts

#### BUDGET

\$100,000

### MUSIC



#### SCOPE

COMPLETE

259 Instruments Delivered

### TECHNOLOGY



#### SCOPE

COMPLETE

308 Items Delivered

#### TRAFFIC LIGHT INDICATOR OF VARIOUS RISK LEVELS



#### HIGH:

Further analysis should be performed, if this risk still shows unacceptable or medium risk redesign and or other changes should be introduced to reduce the criticality.

#### MEDIUM:

The risk may be acceptable but redesign or other changes should be considered if reasonably practical.

#### LOW:

The risk is low and further risk reducing measures are not necessary.

## West Broward High School



Address: 500 NW 209 AVENUE, PEMBROKE PINES 33029  
 Location Num: 3971  
 Board District: 2  
 Board Member: Patricia Good  
 ADEFP Budget: \$2,025,000  
 Total Facilities Budget (Sum of Projects):

### SCHOOL CHOICE ENHANCEMENT (SCEP)

#### CURRENT PHASE

COMPLETE

#### DELIVERED

Athletic equipment  
 CDs/DVDs  
 projectors  
 picnic benches  
 Black Magic Studio system  
 auditorium sound system  
 floor mats and wall wraps

#### BUDGET

\$100,000

### ATHLETICS

#### SCOPE

Track ,Weight Room

### MUSIC

#### SCOPE

238 Instruments Delivered

### TECHNOLOGY

#### SCOPE

773 Items Delivered

#### TRAFFIC LIGHT INDICATOR OF VARIOUS RISK LEVELS



##### HIGH:

Further analysis should be performed, if this risk still shows unacceptable or medium risk redesign and or other changes should be introduced to reduce the criticality.

##### MEDIUM:

The risk may be acceptable but redesign or other changes should be considered if reasonably practical.

##### LOW:

The risk is low and further risk reducing measures are not necessary.

## West Hollywood Elementary School



Address: 6301 HOLLYWOOD BOULEVARD, HOLLYWOOD 33024  
Location Num: 161  
Board District: 1  
Board Member: Ann Murray  
ADEFP Budget: \$4,240,160  
Total Facilities Budget (Sum of Projects): \$3,910,160

### PRIMARY RENOVATIONS P.001794 GOB Renovations

#### CURRENT PHASE

RISK LEVEL

#### ACTIVE CONSTRUCTION



#### PROJECT UPDATE

The only remaining work to be completed is the demolition of the old fire alarm system which started in early December and is planned to be completed in January. Substantial Completion was achieved upon certification of the fire alarm system and will be formerly issued along with the Certificate of Occupancy in the upcoming weeks.

#### PROJECT SCOPE

HVAC Improvements inclusive of (33) FCU, (2) AHU, and (2) air-cooled chiller replacements and installation of (4) new split units, Campus-wide Fire Alarm Replacement, Building Envelope Improvements inclusive of exterior painting and window replacement.

#### BUDGET

	Current Budget	Actuals	Remaining Budget
Design	\$356,709	\$332,501	\$24,208
Construction	\$2,712,954	\$2,626,137	\$86,817
FF&E and Technology	\$500	\$471	\$29
Direct Purchase	\$332,076	\$332,076	\$0
Construction Mgmt	\$410,009	\$255,000	\$155,009
Contingency	\$72,428	\$0	\$72,428
Consultants	\$25,484	\$4,940	\$20,544
<b>Project Total:</b>	<b>\$3,910,160</b>	<b>\$3,551,125</b>	<b>\$359,035</b>

#### FLAG: Schedule, REASON: Owner Delays

PHASE	2015	2016	2017	2018	2019	2020	2021	2022	2023	2024	2025	2026
	Q1 Q2 Q3 Q4	Q1 Q2 Q3 Q4	Q1 Q2 Q3 Q4	Q1 Q2 Q3 Q4	Q1 Q2 Q3 Q4	Q1 Q2 Q3 Q4	Q1 Q2 Q3 Q4	Q1 Q2 Q3 Q4	Q1 Q2 Q3 Q4	Q1 Q2 Q3 Q4	Q1 Q2 Q3 Q4	Q1 Q2 Q3 Q4
PROJECT PLANNING												
HIRE DESIGNER												
PROJECT DESIGN												
HIRE CONTRACTOR												
ACTIVE CONSTRUCTION												
CONSTRUCTION CLOSEOUT												

#### SCHOOL CHOICE ENHANCEMENT (SCEP)

##### CURRENT PHASE

COMPLETE

##### DELIVERED

Media Center furniture  
Music upgrades  
cafeteria sound system  
printers  
two-way radios & digital marquee

##### BUDGET

\$100,000

#### MUSIC

##### SCOPE

173 Instruments Delivered

#### TECHNOLOGY

##### SCOPE

413 Items Delivered

#### TRAFFIC LIGHT INDICATOR OF VARIOUS RISK LEVELS



**HIGH:**  
Further analysis should be performed, if this risk still shows unacceptable or medium risk redesign and/or other changes should be introduced to reduce the criticality.

**MEDIUM:**  
The risk may be acceptable but redesign or other changes should be considered if reasonably practical.

**LOW:**  
The risk is low and further risk reducing measures are not necessary.

## Westchester Elementary School



Address: 12405 ROYAL PALM BOULEVARD, CORAL SPRINGS 33065  
Location Num: 2681  
Board District: 4  
Board Member: Lori Alhadeff  
ADEFP Budget: \$3,528,000  
Total Facilities Budget (Sum of Projects): \$2,998,000

### PRIMARY RENOVATIONS P.001823 SMART Program Renovations

#### CURRENT PHASE

#### RISK LEVEL

#### ACTIVE CONSTRUCTION



#### PROJECT UPDATE

Fire Sprinkler shop drawings have been submitted to the Building Department for Approval Fire Alarm shops are back in GC court for revise and resubmit as of 11.22.2021 Wall Tile Change order is being submitted back to corp the first week of December for approval. Roofing Final inspection passed

#### PROJECT SCOPE

Campus-Wide Fire Alarm Replacement Fire Sprinkler Upgrades and Supply to Building 1 Entire Building, Electrical panel replacements in Building 1 Re-Roofing of Building 3, 8, and Portables 85 & 86 Civil Improvements for roof drainage of Building 1 Media Center Renovation including ADA Restroom Improvements.

#### BUDGET

	Current Budget	Actuals	Remaining Budget
Design	\$252,000	\$227,546	\$24,454
Construction	\$2,346,660	\$1,805,291	\$541,369
FF&E and Technology	\$56,147	\$32,770	\$23,377
Direct Purchase	\$38,877	\$32,808	\$6,069
Construction Mgmt	\$295,999	\$241,133	\$54,866
Consultants	\$8,317	\$1,301	\$7,016
<b>Project Total:</b>	<b>\$2,998,000</b>	<b>\$2,340,849</b>	<b>\$657,151</b>

#### FLAG: Schedule, REASON: Owner Delays

PHASE	2015	2016	2017	2018	2019	2020	2021	2022	2023	2024	2025	2026
	Q1 Q2 Q3 Q4	Q1 Q2 Q3 Q4	Q1 Q2 Q3 Q4	Q1 Q2 Q3 Q4	Q1 Q2 Q3 Q4	Q1 Q2 Q3 Q4	Q1 Q2 Q3 Q4	Q1 Q2 Q3 Q4	Q1 Q2 Q3 Q4	Q1 Q2 Q3 Q4	Q1 Q2 Q3 Q4	Q1 Q2 Q3 Q4
PROJECT PLANNING												
HIRE DESIGNER												
PROJECT DESIGN												
HIRE CONTRACTOR												
ACTIVE CONSTRUCTION												
CONSTRUCTION CLOSEOUT												

#### SCHOOL CHOICE ENHANCEMENT (SCEP)

##### CURRENT PHASE

##### COMPLETE

##### DELIVERED

Digital marquee  
access control card reader system  
Aiphone at the SPE and Strike  
computer lab conversion

##### BUDGET

\$100,000

#### MUSIC



COMPLETE

##### SCOPE

105 Instruments Delivered

#### TECHNOLOGY



COMPLETE

##### SCOPE

309 Items Delivered

#### TRAFFIC LIGHT INDICATOR OF VARIOUS RISK LEVELS



##### HIGH:

Further analysis should be performed, if this risk still shows unacceptable or medium risk redesign and/or other changes should be introduced to reduce the criticality.

##### MEDIUM:

The risk may be acceptable but redesign or other changes should be considered if reasonably practical.

##### LOW:

The risk is low and further risk reducing measures are not necessary.

## Western High School



Address: 1200 SW 136 AVENUE, DAVIE 33325  
Location Num: 2831  
Board District: 6  
Board Member: Laurie Rich Levinson  
ADEFP Budget: \$6,153,000  
Total Facilities Budget (Sum of Projects): \$4,226,000

### PRIMARY RENOVATIONS P.001967 SMART Program Renovations

#### CURRENT PHASE

RISK LEVEL

#### DESIGN



#### PROJECT UPDATE

The A/E has identified HVAC scope changes to be approved and has submitted additional services proposal. AECOM to review a new funding source with PPO for mechanical scope transfer. AECOM to review and negotiate with consultant.

#### PROJECT SCOPE

Re-roofing at Building 3. Exterior repainting at Buildings 2,4, and 7. Windows replacement at Buildings 1 and 4. Electrical Improvements- Site Lightpoles, and Buildings 1,2, and 3 with exit signs to be replaced. HVAC Improvements- Chiller replace at Building 13, and component AHUs with ductwork at Buildings 2 and 4. HVAC Improvements- Test and Balance at Buildings 1,2,4,6,11,12,13,14,15,16 and 17. Media Center Improvements at Building 1. ADA Restroom Improvements at Building 1 and 2.

#### BUDGET

	Current Budget	Actuals	Remaining Budget
Design	\$662,000	\$344,502	\$317,498
Construction	\$2,729,301	\$1,142,893	\$1,586,408
FF&E and Technology	\$4,800	\$4,783	\$17
Direct Purchase	\$87,459	\$87,459	\$0
Construction Mgmt	\$629,000	\$512,630	\$116,370
Contingency	\$79,750	\$0	\$79,750
Consultants	\$33,690	\$30,372	\$3,318
<b>Project Total:</b>	<b>\$4,226,000</b>	<b>\$2,122,639</b>	<b>\$2,103,361</b>

#### FLAG:

PHASE	2015				2016				2017				2018				2019				2020				2021				2022				2023				2024				2025				2026			
	Q1	Q2	Q3	Q4	Q1	Q2	Q3	Q4	Q1	Q2	Q3	Q4	Q1	Q2	Q3	Q4	Q1	Q2	Q3	Q4	Q1	Q2	Q3	Q4	Q1	Q2	Q3	Q4	Q1	Q2	Q3	Q4	Q1	Q2	Q3	Q4	Q1	Q2	Q3	Q4	Q1	Q2	Q3	Q4				
PROJECT PLANNING																																																
HIRE DESIGNER																																																
PROJECT DESIGN																																																
HIRE CONTRACTOR																																																
ACTIVE CONSTRUCTION																																																
CONSTRUCTION CLOSEOUT																																																

#### TRAFFIC LIGHT INDICATOR OF VARIOUS RISK LEVELS



**HIGH:**  
Further analysis should be performed, if this risk still shows unacceptable or medium risk redesign and or other changes should be introduced to reduce the criticality.

**MEDIUM:**  
The risk may be acceptable but redesign or other changes should be considered if reasonably practical.

**LOW:**  
The risk is low and further risk reducing measures are not necessary.

## Western High School



Address: 1200 SW 136 AVENUE, DAVIE 33325  
Location Num: 2831  
Board District: 6  
Board Member: Laurie Rich Levinson  
ADEFP Budget: \$6,153,000  
Total Facilities Budget (Sum of Projects): \$4,226,000

### PRIMARY RENOVATIONS P.001967-CUL SMART Program Renovations

#### CURRENT PHASE

RISK LEVEL

#### CONSTRUCTION CLOSEOUT



#### PROJECT UPDATE

Certificate of Occupancy (Form 110b) completed on 11/30/2021. The original AE has been fired from the project. The warranty walkthrough is in the process of scheduling without an AE's participation. Currently pending change orders before the issuance of Form 209. All closeout documents have been submitted and audited. Binders and drawings were delivered to the school on 9/17/2021.

#### PROJECT SCOPE

The scope of work includes the following: Building 1 Exhaust fan ventilation replacement / Culinary Lab Restroom Renovation Associates with Educational Adequacy Renovation Culinary Lab Renovation (Stem Lab)

#### FLAG:

PHASE	2015 Q1 Q2 Q3 Q4				2016 Q1 Q2 Q3 Q4				2017 Q1 Q2 Q3 Q4				2018 Q1 Q2 Q3 Q4				2019 Q1 Q2 Q3 Q4				2020 Q1 Q2 Q3 Q4				2021 Q1 Q2 Q3 Q4				2022 Q1 Q2 Q3 Q4				2023 Q1 Q2 Q3 Q4				2024 Q1 Q2 Q3 Q4				2025 Q1 Q2 Q3 Q4				2026 Q1 Q2 Q3 Q4			
PROJECT PLANNING																																																
HIRE DESIGNER																																																
PROJECT DESIGN																																																
HIRE CONTRACTOR																																																
ACTIVE CONSTRUCTION																																																
CONSTRUCTION CLOSEOUT																																																

### SCHOOL CHOICE ENHANCEMENT (SCEP)

#### CURRENT PHASE

COMPLETE

#### DELIVERED

Golf carts  
laptop computer carts  
two-way radios  
water bottle filling stations

#### BUDGET

\$100,000

### ATHLETICS

#### SCOPE

Track , Weight Room

### MUSIC

#### SCOPE

152 Instruments Delivered

### TECHNOLOGY

#### SCOPE

958 Items Delivered

#### TRAFFIC LIGHT INDICATOR OF VARIOUS RISK LEVELS



**HIGH:**  
Further analysis should be performed, if this risk still shows unacceptable or medium risk redesign and or other changes should be introduced to reduce the criticality.

**MEDIUM:**  
The risk may be acceptable but redesign or other changes should be considered if reasonably practical.

**LOW:**  
The risk is low and further risk reducing measures are not necessary.

## Westglades Middle School



Address: 11000 HOLMBERG ROAD, PARKLAND 33076  
Location Num: 3871  
Board District: 4  
Board Member: Lori Alhadeff  
ADEFP Budget: \$4,711,200  
Total Facilities Budget (Sum of Projects): \$4,407,040

### PRIMARY RENOVATIONS P.001814 Covered Walkways & Relocate 3 Portables

#### CURRENT PHASE

**RISK LEVEL**

#### CONSTRUCTION CLOSEOUT



#### PROJECT UPDATE

Substantial completion was achieved on 11/4/2019. All change orders including the deductive change order have been completed. This project went to the Board in December for Final Release and retainage. The Certificate of Final Inspection (Form 209) will be signed by the Superintendent after. Currently in the process of getting the GC & AE to complete their warranty walkthrough.

#### PROJECT SCOPE

Relocate Three (3) Portables from Glades MS to Westglades MS

#### FLAG:

PHASE	2015				2016				2017				2018				2019				2020				2021				2022				2023				2024				2025				2026			
	Q1	Q2	Q3	Q4	Q1	Q2	Q3	Q4	Q1	Q2	Q3	Q4	Q1	Q2	Q3	Q4	Q1	Q2	Q3	Q4	Q1	Q2	Q3	Q4	Q1	Q2	Q3	Q4	Q1	Q2	Q3	Q4	Q1	Q2	Q3	Q4	Q1	Q2	Q3	Q4	Q1	Q2	Q3	Q4				
PROJECT PLANNING																																																
HIRE DESIGNER																																																
PROJECT DESIGN																																																
HIRE CONTRACTOR																																																
ACTIVE CONSTRUCTION																																																
CONSTRUCTION CLOSEOUT																																																

#### TRAFFIC LIGHT INDICATOR OF VARIOUS RISK LEVELS



**HIGH:**  
Further analysis should be performed, if this risk still shows unacceptable or medium risk redesign and or other changes should be introduced to reduce the criticality.

**MEDIUM:**  
The risk may be acceptable but redesign or other changes should be considered if reasonably practical.

**LOW:**  
The risk is low and further risk reducing measures are not necessary.

## Westglades Middle School



Address: 11000 HOLMBERG ROAD, PARKLAND 33076  
Location Num: 3871  
Board District: 4  
Board Member: Lori Alhadeff  
ADEFP Budget: \$4,711,200  
Total Facilities Budget (Sum of Projects): \$4,407,040

### PRIMARY RENOVATIONS P.002131 SMART Program Renovations

#### CURRENT PHASE

RISK LEVEL

#### ACTIVE CONSTRUCTION



#### PROJECT UPDATE

This project is in Construction, renovation work has not started. PM met w/ Vice Principal La Rosa on December 14 to discuss scope and staging. GC, InTeg, has coordinated two onsite walkthroughs of the Roof and Mechanical scope. A preconstruction meeting will be coordinated for January. InTeg submitted a staging plan for review, pending approval for the staging area submittals.

#### PROJECT SCOPE

Scope of Work: 1) HVAC: Building 1, 2, 3, & 4 2) Roof: Building 1, 2, 3, & 4 3) Building Envelope Improvements include wall cracks and stucco repair. 4) Structural steel column replacement 5) Louvers at Building 3

#### BUDGET

	Current Budget	Actuals	Remaining Budget
Design	\$272,000	\$149,586	\$122,414
Construction	\$3,447,275	\$0	\$3,447,275
Construction Mgmt	\$485,000	\$255,901	\$229,099
Contingency	\$194,765	\$0	\$194,765
Consultants	\$8,000	\$1,418	\$6,582
<b>Project Total:</b>	<b>\$4,407,040</b>	<b>\$406,905</b>	<b>\$4,000,135</b>

#### FLAG:

PHASE	2015	2016	2017	2018	2019	2020	2021	2022	2023	2024	2025	2026
	Q1 Q2 Q3 Q4	Q1 Q2 Q3 Q4	Q1 Q2 Q3 Q4	Q1 Q2 Q3 Q4	Q1 Q2 Q3 Q4	Q1 Q2 Q3 Q4	Q1 Q2 Q3 Q4	Q1 Q2 Q3 Q4	Q1 Q2 Q3 Q4	Q1 Q2 Q3 Q4	Q1 Q2 Q3 Q4	Q1 Q2 Q3 Q4
PROJECT PLANNING												
HIRE DESIGNER												
PROJECT DESIGN												
HIRE CONTRACTOR												
ACTIVE CONSTRUCTION												
CONSTRUCTION CLOSEOUT												

### SCHOOL CHOICE ENHANCEMENT (SCEP)

#### CURRENT PHASE

COMPLETE

#### DELIVERED

Classroom Projectors  
student laptops  
carts  
administrative laptops  
teacher laptops & cart wiring

#### BUDGET

\$100,000

### MUSIC

✓ **SCOPE**  
COMPLETE 56 Instruments Delivered

### TECHNOLOGY

✓ **SCOPE**  
COMPLETE 758 Items Delivered

#### TRAFFIC LIGHT INDICATOR OF VARIOUS RISK LEVELS



**HIGH:**  
Further analysis should be performed, if this risk still shows unacceptable or medium risk redesign and or other changes should be introduced to reduce the criticality.

**MEDIUM:**  
The risk may be acceptable but redesign or other changes should be considered if reasonably practical.

**LOW:**  
The risk is low and further risk reducing measures are not necessary.

## Westpine Middle School



Address: 9393 NW 50 STREET, SUNRISE 33351  
Location Num: 2052  
Board District: 5  
Board Member: Dr. Rosalind Osgood  
ADEFP Budget: \$5,196,500  
Total Facilities Budget (Sum of Projects): \$4,615,500

### PRIMARY RENOVATIONS P.002043 SMART Program Renovations

#### CURRENT PHASE

RISK LEVEL

#### ACTIVE CONSTRUCTION



#### PROJECT UPDATE

SMART Program Renovation at Westpine is 5% complete. Test and Balance are complete. Fire Suppression Shop Drawings are revised and resubmitted on 9/8/21. The Roof Binder is approved. The contractor walked the roof and confirmed no drainage issues. PO for roofing material submitted and work to be scheduled tentatively for mid-November. This project has had numerous delays, now that a roof sub-permit has been provided a recovery schedule is required and has been requested from the GC. The material shortages are impacting the submission of the recovery schedule. Roofing work started on 11/27/21. Already experience issues with parapet cap. Meeting onsite with John Nocella, the direction on how to proceed was given to the Contractor. Revised coping detail was provided and submitted to Building Department for review. We are awaiting a change order from the contractor since the site meeting on 12/6/21. December updated schedule hasn't yet been submitted by the Contractor.

#### PROJECT SCOPE

Aluminum Walkway Canopy Repairs Fire Sprinkler Installation: Building 2 Lighting Installation: Bus Loop Pre-construction Test and Balance: Buildings 1-10, 16 and 19  
Reroofing: Buildings 1-18

#### BUDGET

	Current Budget	Actuals	Remaining Budget
Design	\$210,000	\$166,856	\$43,144
Construction	\$2,753,017	\$177,204	\$2,575,813
Direct Purchase	\$965,623	\$305,575	\$660,048
Construction Mgmt	\$466,928	\$397,715	\$69,213
Contingency	\$209,932	\$0	\$209,932
Consultants	\$5,000	\$3,831	\$1,169
Utilities	\$5,000	\$0	\$5,000
<b>Project Total:</b>	<b>\$4,615,500</b>	<b>\$1,051,181</b>	<b>\$3,564,319</b>

#### FLAG:

PHASE	2015	2016	2017	2018	2019	2020	2021	2022	2023	2024	2025	2026
	Q1 Q2 Q3 Q4	Q1 Q2 Q3 Q4	Q1 Q2 Q3 Q4	Q1 Q2 Q3 Q4	Q1 Q2 Q3 Q4	Q1 Q2 Q3 Q4	Q1 Q2 Q3 Q4	Q1 Q2 Q3 Q4	Q1 Q2 Q3 Q4	Q1 Q2 Q3 Q4	Q1 Q2 Q3 Q4	Q1 Q2 Q3 Q4
PROJECT PLANNING												
HIRE DESIGNER												
PROJECT DESIGN												
HIRE CONTRACTOR												
ACTIVE CONSTRUCTION												
CONSTRUCTION CLOSEOUT												

### SCHOOL CHOICE ENHANCEMENT (SCEP)

#### CURRENT PHASE

COMPLETE

#### DELIVERED

Projectors  
media center furniture  
STEM lab furniture (tables  
high stools and chairs)  
projector screen  
cafeteria sound system  
cafeteria projector screen  
TV  
tables  
armless chairs  
teacher desk  
teacher chairs  
Samsung 43" Smart LED Ultra HDTV  
Til

#### BUDGET

\$100,000

### MUSIC

#### SCOPE

87 Instruments Delivered

### TECHNOLOGY

#### SCOPE

611 Items Delivered

#### TRAFFIC LIGHT INDICATOR OF VARIOUS RISK LEVELS



**HIGH:**  
Further analysis should be performed, if this risk still shows unacceptable or medium risk redesign and/or other changes should be introduced to reduce the criticality.

**MEDIUM:**  
The risk may be acceptable but redesign or other changes should be considered if reasonably practical.

**LOW:**  
The risk is low and further risk reducing measures are not necessary.

## Westwood Heights Elementary School



Address: 2861 SW 9 STREET, FORT LAUDERDALE 33312  
Location Num: 631  
Board District: 3  
Board Member: Sarah Leonardi  
ADEFP Budget: \$4,521,269  
Total Facilities Budget (Sum of Projects): \$3,937,262

### PRIMARY RENOVATIONS P.001993 SMART Program Renovations

#### CURRENT PHASE

RISK LEVEL

#### CONSTRUCTION CLOSEOUT



#### PROJECT UPDATE

This project was Substantially Complete on 10/9/2020. This project went into the Board for Final Completion/Final Release during the July 2020 RSBM. The Certificate of Final Inspection (Form 209) was received on 7/27/2021. The final inspection/warranty walkthrough was conducted on 8/23/2021. All closeout documents have been submitted by the AE. The documents were turned over to the district in October. The purchase orders are now in process for closeout.

#### PROJECT SCOPE

Aluminum Covered Walkways: Campus-wide Re-roofing: Building 1, 2, 3, 6, 7, 8, 10, 11, 13 & 14 AHU Replacement: Building 1, 6, 8, 10, 11, & 14 Media Center Renovations ADA Restrooms: Building 2 Exterior Chiller Replacement: Building 5

#### BUDGET

	Current Budget	Actuals	Remaining Budget
Design	\$331,849	\$317,886	\$13,963
Construction	\$3,234,230	\$3,224,993	\$9,237
FF&E and Technology	\$36,385	\$36,385	\$0
Construction Mgmt	\$329,515	\$286,775	\$42,740
Consultants	\$5,283	\$3,729	\$1,554
<b>Project Total:</b>	<b>\$3,937,262</b>	<b>\$3,869,768</b>	<b>\$67,494</b>

#### FLAG:

PHASE	2015	2016	2017	2018	2019	2020	2021	2022	2023	2024	2025	2026
	Q1 Q2 Q3 Q4	Q1 Q2 Q3 Q4	Q1 Q2 Q3 Q4	Q1 Q2 Q3 Q4	Q1 Q2 Q3 Q4	Q1 Q2 Q3 Q4	Q1 Q2 Q3 Q4	Q1 Q2 Q3 Q4	Q1 Q2 Q3 Q4	Q1 Q2 Q3 Q4	Q1 Q2 Q3 Q4	Q1 Q2 Q3 Q4
PROJECT PLANNING												
HIRE DESIGNER												
PROJECT DESIGN												
HIRE CONTRACTOR												
ACTIVE CONSTRUCTION												
CONSTRUCTION CLOSEOUT												

### SCHOOL CHOICE ENHANCEMENT (SCEP)

#### CURRENT PHASE

#### COMPLETE

#### DELIVERED

Book room upgrade  
projectors  
science lab technology  
media center projector  
cafeteria upgrades  
office furniture  
digital marquee & document camera

#### BUDGET

\$100,000

### MUSIC

#### SCOPE

303 Instruments Delivered

#### TECHNOLOGY

#### SCOPE

202 Items Delivered

#### TRAFFIC LIGHT INDICATOR OF VARIOUS RISK LEVELS



**HIGH:**  
Further analysis should be performed, if this risk still shows unacceptable or medium risk redesign and/or other changes should be introduced to reduce the criticality.

**MEDIUM:**  
The risk may be acceptable but redesign or other changes should be considered if reasonably practical.

**LOW:**  
The risk is low and further risk reducing measures are not necessary.

## Whiddon-Rogers Education Center



Address: 700 SW 26TH STREET, FORT LAUDERDALE 33315  
Location Num: 452  
Board District: 3  
Board Member: Sarah Leonardi  
ADEFP Budget: \$5,680,000  
Total Facilities Budget (Sum of Projects): \$5,326,000

### PRIMARY RENOVATIONS P.001711 GOB Renovations

#### CURRENT PHASE

RISK LEVEL

#### HIRE CONTRACTOR



#### PROJECT UPDATE

Letter of Recommendation (LOR) has been extended to March 4, 2022. The project was Advertised on October 21, 2021, with a bid opening date of December 2, 2021. This project is expected to go to the January Board to award a GC.

#### PROJECT SCOPE

Re-roofing: Buildings 1, 2, 3, 4, 5, 6, 7, 8, 9, 10, 11, 12, 13, 14, 15, 16 and 17. Interior renovation of Media Center. Fire Alarm System replacement. HVAC Mechanical renovation. Aluminum-covered walkways repair and replacement. Covered walkway Electrical lighting fixture replacement.

#### BUDGET

	Current Budget	Actuals	Remaining Budget
Design	\$365,000	\$277,865	\$87,135
Construction	\$3,590,000	\$817	\$3,589,183
FF&E and Technology	\$9,500	\$9,461	\$39
Construction Mgmt	\$1,051,000	\$415,428	\$635,572
Contingency	\$265,500	\$0	\$265,500
Consultants	\$35,000	\$0	\$35,000
Utilities	\$10,000	\$0	\$10,000
<b>Project Total:</b>	<b>\$5,326,000</b>	<b>\$703,571</b>	<b>\$4,622,429</b>

#### FLAG:

PHASE	2015	2016	2017	2018	2019	2020	2021	2022	2023	2024	2025	2026
	Q1 Q2 Q3 Q4	Q1 Q2 Q3 Q4	Q1 Q2 Q3 Q4	Q1 Q2 Q3 Q4	Q1 Q2 Q3 Q4	Q1 Q2 Q3 Q4	Q1 Q2 Q3 Q4	Q1 Q2 Q3 Q4	Q1 Q2 Q3 Q4	Q1 Q2 Q3 Q4	Q1 Q2 Q3 Q4	Q1 Q2 Q3 Q4
PROJECT PLANNING												
HIRE DESIGNER												
PROJECT DESIGN												
HIRE CONTRACTOR												
ACTIVE CONSTRUCTION												
CONSTRUCTION CLOSEOUT												

### SCHOOL CHOICE ENHANCEMENT (SCEP)

#### CURRENT PHASE

COMPLETE

#### DELIVERED

Signs/banners  
backless benches  
interior painting  
digital marquee  
cafeteria tables & laptops

#### BUDGET

\$100,000

### MUSIC

#### SCOPE

17 Instruments Delivered

#### TECHNOLOGY

#### SCOPE

67 Items Delivered

#### TRAFFIC LIGHT INDICATOR OF VARIOUS RISK LEVELS



**HIGH:**  
Further analysis should be performed, if this risk still shows unacceptable or medium risk redesign and or other changes should be introduced to reduce the criticality.

**MEDIUM:**  
The risk may be acceptable but redesign or other changes should be considered if reasonably practical.

**LOW:**  
The risk is low and further risk reducing measures are not necessary.

## Whispering Pines Education Center



Address: 3609 SW 89TH AVENUE, MIRAMAR 33025  
Location Num: 1752  
Board District: 2  
Board Member: Patricia Good  
ADEFP Budget: \$2,849,466  
Total Facilities Budget (Sum of Projects): \$2,100,000

### PRIMARY RENOVATIONS P.002089 SMART Program Renovations

#### CURRENT PHASE

RISK LEVEL

#### HIRE CONTRACTOR



#### PROJECT UPDATE

The Letter of Recommendation (LOR) has been extended to 3/7/2022. The Project was advertised on October 6, 2021, and the Bid Opening date was November 2, 2021. This project is expected to go to the January Board to award a GC.

#### PROJECT SCOPE

Exterior Door Replacement: Building 2 Exterior Door Hardware Replacement: Buildings 1, 2 & 3 Exterior Stucco Painting: Buildings 1, 2 & 3 Exterior Stucco Repair: Buildings 1, 2 & 3 Exterior Window Replacement: Building 2 Fire Alarm System: Campus-wide Fire Sprinklers: Building 2 Fire Main for New Fire Sprinkler System HVAC Improvements: Buildings 1 & 2 Reroofing: Covered Walkway, Buildings 1, 2 & 3 Test & Balance: Buildings 1, 2 & 3 Window Replacement: Building 2

#### BUDGET

	Current Budget	Actuals	Remaining Budget
Design	\$241,410	\$180,400	\$61,010
Construction	\$1,300,000	\$0	\$1,300,000
Construction Mgmt	\$464,000	\$269,524	\$194,476
Contingency	\$78,500	\$0	\$78,500
Consultants	\$10,000	\$8,441	\$1,559
Utilities	\$6,090	\$0	\$6,090
<b>Project Total:</b>	<b>\$2,100,000</b>	<b>\$458,365</b>	<b>\$1,641,635</b>

#### FLAG:

PHASE	2015	2016	2017	2018	2019	2020	2021	2022	2023	2024	2025	2026
	Q1 Q2 Q3 Q4	Q1 Q2 Q3 Q4	Q1 Q2 Q3 Q4	Q1 Q2 Q3 Q4	Q1 Q2 Q3 Q4	Q1 Q2 Q3 Q4	Q1 Q2 Q3 Q4	Q1 Q2 Q3 Q4	Q1 Q2 Q3 Q4	Q1 Q2 Q3 Q4	Q1 Q2 Q3 Q4	Q1 Q2 Q3 Q4
PROJECT PLANNING												
HIRE DESIGNER												
PROJECT DESIGN												
HIRE CONTRACTOR												
ACTIVE CONSTRUCTION												
CONSTRUCTION CLOSEOUT												

### SCHOOL CHOICE ENHANCEMENT (SCEP)

#### CURRENT PHASE

PLANNING/DESIGN

#### BUDGET

\$100,000

#### IN PROGRESS

Ballot development in progress.

### MUSIC

✓ **SCOPE**  
COMPLETE No Program

### TECHNOLOGY

✓ **SCOPE**  
COMPLETE No Items

#### TRAFFIC LIGHT INDICATOR OF VARIOUS RISK LEVELS



**HIGH:**  
Further analysis should be performed, if this risk still shows unacceptable or medium risk redesign and or other changes should be introduced to reduce the criticality.  
**MEDIUM:**  
The risk may be acceptable but redesign or other changes should be considered if reasonably practical.  
**LOW:**  
The risk is low and further risk reducing measures are not necessary.

## William E. Dandy Middle School



Address: 2400 NW 26 STREET, FORT LAUDERDALE 33311  
Location Num: 1071  
Board District: 5  
Board Member: Dr. Rosalind Osgood  
ADEFP Budget: \$7,635,550  
Total Facilities Budget (Sum of Projects): \$7,218,550

### PRIMARY RENOVATIONS P.001900 SMART Program Renovations

#### CURRENT PHASE

RISK LEVEL

#### ACTIVE CONSTRUCTION



#### PROJECT UPDATE

Roofing, Installation metal roof flashing is 100% Complete. Installation and extension of curbs and plumbing vents and installation of Overflow scuppers is 100% complete. Building 18 Restroom is pending final completion. Aluminum Canopy between Buildings 01 and 16 has not been completed. Kitchen Hood Fan Replacement has not been completed. Fire Protection and Fire Alarm work is still pending sub-permit submittal approval. Chiller room Leak detection system installation is not yet complete.

#### PROJECT SCOPE

Reroofing: Buildings 1-18 Repair and Paint Exterior Soffits: Buildings 14 & 17. Removal of Existing Fiberglass Canopy and addition of new Aluminum Canopy Between Buildings 01 and 16 ADA Restrooms Renovations: Building 18. Fire Protection: Building 02. Exit Signs modifications: Buildings 5, 6, 7, 8, 9, 10 & 18. HVAC Unit Replacement: Building 1 HVAC Chiller Replacement: Building 04 (2 Similar)

#### BUDGET

	Current Budget	Actuals	Remaining Budget
Design	\$280,522	\$238,200	\$42,322
Construction	\$4,841,426	\$3,047,921	\$1,793,505
Direct Purchase	\$986,105	\$985,621	\$484
Construction Mgmt	\$758,482	\$682,212	\$76,270
Contingency	\$338,565	\$0	\$338,565
Consultants	\$7,000	\$0	\$7,000
Utilities	\$6,450	\$0	\$6,450
<b>Project Total:</b>	<b>\$7,218,550</b>	<b>\$4,953,954</b>	<b>\$2,264,596</b>

#### FLAG:

PHASE	2015	2016	2017	2018	2019	2020	2021	2022	2023	2024	2025	2026
	Q1 Q2 Q3 Q4	Q1 Q2 Q3 Q4	Q1 Q2 Q3 Q4	Q1 Q2 Q3 Q4	Q1 Q2 Q3 Q4	Q1 Q2 Q3 Q4	Q1 Q2 Q3 Q4	Q1 Q2 Q3 Q4	Q1 Q2 Q3 Q4	Q1 Q2 Q3 Q4	Q1 Q2 Q3 Q4	Q1 Q2 Q3 Q4
PROJECT PLANNING												
HIRE DESIGNER												
PROJECT DESIGN												
HIRE CONTRACTOR												
ACTIVE CONSTRUCTION												
CONSTRUCTION CLOSEOUT												

### SCHOOL CHOICE ENHANCEMENT (SCEP)

#### CURRENT PHASE

#### COMPLETE

#### DELIVERED

Cafeteria sound system  
projector  
murals  
exterior painting  
cafeteria tables  
media center furniture  
painting of the walkways & an Aiphone

#### BUDGET

\$100,000

### MUSIC

#### SCOPE

130 Instruments Delivered

### TECHNOLOGY

#### SCOPE

160 Items Delivered

#### TRAFFIC LIGHT INDICATOR OF VARIOUS RISK LEVELS



**HIGH:**  
Further analysis should be performed, if this risk still shows unacceptable or medium risk redesign and/or other changes should be introduced to reduce the criticality.

**MEDIUM:**  
The risk may be acceptable but redesign or other changes should be considered if reasonably practical.

**LOW:**  
The risk is low and further risk reducing measures are not necessary.

## Wilton Manors Elementary School



Address: 2401 NE 3 AVENUE, WILTON MANORS 33305  
Location Num: 191  
Board District: 3  
Board Member: Sarah Leonardi  
ADEFP Budget: \$3,757,000  
Total Facilities Budget (Sum of Projects): \$5,808,160

### PRIMARY RENOVATIONS P.001917 SMART Program Renovations

#### CURRENT PHASE

RISK LEVEL

#### ACTIVE CONSTRUCTION



#### PROJECT UPDATE

Building Dept. issued a Letter of Recommendation (LOR) on 7/1/21 and it has been extended to 4/1/2022. The project was advertised on September 8, 2021, and the bid opening date was October 14, 2021. This project went to the December Board and was awarded to GNU.

#### PROJECT SCOPE

Re-roofing: Buildings 1, 2, 3, 4, & 5. Covered Walkway Replacement/Renovations Exterior painting (performed by PPO). Fire Alarm System Replacement: Campus-wide. HVAC Improvements: Buildings 1, 2, 3, & 4.

#### BUDGET

	Current Budget	Actuals	Remaining Budget
Design	\$378,435	\$299,706	\$78,729
Construction	\$4,569,550	\$260,987	\$4,308,563
Construction Mgmt	\$574,315	\$533,571	\$40,744
Contingency	\$263,860	\$0	\$263,860
Consultants	\$15,000	\$8,254	\$6,746
Utilities	\$7,000	\$0	\$7,000
<b>Project Total:</b>	<b>\$5,808,160</b>	<b>\$1,102,518</b>	<b>\$4,705,642</b>

#### FLAG: BUDGET, Reason: Budget Adjustment

PHASE	2015	2016	2017	2018	2019	2020	2021	2022	2023	2024	2025	2026
	Q1 Q2 Q3 Q4	Q1 Q2 Q3 Q4	Q1 Q2 Q3 Q4	Q1 Q2 Q3 Q4	Q1 Q2 Q3 Q4	Q1 Q2 Q3 Q4	Q1 Q2 Q3 Q4	Q1 Q2 Q3 Q4	Q1 Q2 Q3 Q4	Q1 Q2 Q3 Q4	Q1 Q2 Q3 Q4	Q1 Q2 Q3 Q4
PROJECT PLANNING												
HIRE DESIGNER												
PROJECT DESIGN												
HIRE CONTRACTOR												
ACTIVE CONSTRUCTION												
CONSTRUCTION CLOSEOUT												

### SCHOOL CHOICE ENHANCEMENT (SCEP)

#### CURRENT PHASE

#### IMPLEMENTATION

#### DELIVERED

Laptops  
recorder  
morning show equipment

#### BUDGET

\$100,000

#### IN PROGRESS

armless chairs  
reupholstering  
sofas  
digital marquee

### MUSIC



COMPLETE

#### SCOPE

432 Instruments Delivered

### TECHNOLOGY



COMPLETE

#### SCOPE

222 Items Delivered

#### TRAFFIC LIGHT INDICATOR OF VARIOUS RISK LEVELS



#### HIGH:

Further analysis should be performed, if this risk still shows unacceptable or medium risk redesign and/or other changes should be introduced to reduce the criticality.

#### MEDIUM:

The risk may be acceptable but redesign or other changes should be considered if reasonably practical.

#### LOW:

The risk is low and further risk reducing measures are not necessary.

## Wingate Oaks Center



Address: 1211 NW 33RD TERRACE, LAUDERHILL 33311  
Location Num: 991  
Board District: 3  
Board Member: Sarah Leonardi  
ADEFP Budget: \$6,383,217  
Total Facilities Budget (Sum of Projects): \$6,358,217

### PRIMARY RENOVATIONS P.001741 GOB Renovations

#### CURRENT PHASE

RISK LEVEL

#### ACTIVE CONSTRUCTION



#### PROJECT UPDATE

Light weight concrete installation in Building 1 is 70% complete, sheathing to follow. Installation of roof curbs and structural supports are underway. Kitchen exhaust fan curb was installed. Existing fan not working, PPO to address. PoolPak unit for Building 4 was installed. Installation of ductwork and dampers in Building 4 are complete. Condensing piping is underway. Three electrical panels have been replaced (rooms 136 and 141). HVAC controls installation is underway. Rough fire alarm conduits installation continued and is substantially complete.

#### PROJECT SCOPE

Fire Alarm: Buildings 1, 2, 3, 4 & 5 HVAC Equipment Replacement: Buildings 1, 2, 3, 4 & 5 Media Center Improvements Music Equipment Replacement Reroofing: Buildings 1, 2, 3, 4 & 5

#### BUDGET

	Current Budget	Actuals	Remaining Budget
Design	\$401,519	\$323,952	\$77,567
Construction	\$4,392,508	\$1,633,263	\$2,759,245
Direct Purchase	\$456,584	\$392,484	\$64,100
Construction Mgmt	\$571,520	\$199,524	\$371,996
Contingency	\$226,086	\$0	\$226,086
Consultants	\$10,000	\$0	\$10,000
<b>Project Total:</b>	<b>\$6,058,217</b>	<b>\$2,549,223</b>	<b>\$3,508,994</b>

#### FLAG:

PHASE	2015	2016	2017	2018	2019	2020	2021	2022	2023	2024	2025	2026
	Q1 Q2 Q3 Q4	Q1 Q2 Q3 Q4	Q1 Q2 Q3 Q4	Q1 Q2 Q3 Q4	Q1 Q2 Q3 Q4	Q1 Q2 Q3 Q4	Q1 Q2 Q3 Q4	Q1 Q2 Q3 Q4	Q1 Q2 Q3 Q4	Q1 Q2 Q3 Q4	Q1 Q2 Q3 Q4	Q1 Q2 Q3 Q4
PROJECT PLANNING												
HIRE DESIGNER												
PROJECT DESIGN												
HIRE CONTRACTOR												
ACTIVE CONSTRUCTION												
CONSTRUCTION CLOSEOUT												

#### TRAFFIC LIGHT INDICATOR OF VARIOUS RISK LEVELS



**HIGH:**  
Further analysis should be performed, if this risk still shows unacceptable or medium risk redesign and or other changes should be introduced to reduce the criticality.

**MEDIUM:**  
The risk may be acceptable but redesign or other changes should be considered if reasonably practical.

**LOW:**  
The risk is low and further risk reducing measures are not necessary.

## Wingate Oaks Center



Address: 1211 NW 33RD TERRACE, LAUDERHILL 33311  
Location Num: 991  
Board District: 3  
Board Member: Sarah Leonardi  
ADEFP Budget: \$6,383,217  
Total Facilities Budget (Sum of Projects): \$6,358,217

### PRIMARY RENOVATIONS P.002843 Modular Classrooms

#### CURRENT PHASE

RISK LEVEL

#### DESIGN



#### PROJECT UPDATE

Architect working on MEP / PO for Modular order in progress

#### PROJECT SCOPE

Modular Classrooms Swing Space for GOB

#### BUDGET

	Current Budget	Actuals	Remaining Budget
Design	\$37,540	\$0	\$37,540
Construction	\$68,204	\$0	\$68,204
Construction Mgmt	\$15,000	\$0	\$15,000
Contingency	\$4,000	\$0	\$4,000
Consultants	\$2,000	\$0	\$2,000
Misc Construction	\$173,256	\$0	\$173,256
<b>Project Total:</b>	<b>\$300,000</b>	<b>\$0</b>	<b>\$300,000</b>

#### FLAG:

PHASE	2015	2016	2017	2018	2019	2020	2021	2022	2023	2024	2025	2026
	Q1 Q2 Q3 Q4	Q1 Q2 Q3 Q4	Q1 Q2 Q3 Q4	Q1 Q2 Q3 Q4	Q1 Q2 Q3 Q4	Q1 Q2 Q3 Q4	Q1 Q2 Q3 Q4	Q1 Q2 Q3 Q4	Q1 Q2 Q3 Q4	Q1 Q2 Q3 Q4	Q1 Q2 Q3 Q4	Q1 Q2 Q3 Q4
PROJECT PLANNING												
HIRE DESIGNER												
PROJECT DESIGN												
HIRE CONTRACTOR												
ACTIVE CONSTRUCTION												
CONSTRUCTION CLOSEOUT												

### SCHOOL CHOICE ENHANCEMENT (SCEP)

#### CURRENT PHASE

IMPLEMENTATION

#### DELIVERED

Mats  
facilities equipment  
laptops  
TVs  
iPads  
Promethean boards  
two-way radios  
Promethean ActivPanels  
ThinkPads  
printer  
window wraps

#### BUDGET

\$100,000

### TECHNOLOGY

✓ **SCOPE**  
COMPLETE 13 Items Delivered

#### TRAFFIC LIGHT INDICATOR OF VARIOUS RISK LEVELS



**HIGH:**  
Further analysis should be performed, if this risk still shows unacceptable or medium risk redesign and or other changes should be introduced to reduce the criticality.

**MEDIUM:**  
The risk may be acceptable but redesign or other changes should be considered if reasonably practical.

**LOW:**  
The risk is low and further risk reducing measures are not necessary.

## Winston Park Elementary School



Address: 4000 WINSTON PARK BOULEVARD, COCONUT CREEK 33073  
Location Num: 3091  
Board District: 7  
Board Member: Nora Rupert  
ADEFP Budget: \$3,051,600  
Total Facilities Budget (Sum of Projects): \$2,344,600

### PRIMARY RENOVATIONS P.001981 SMART Program Renovations

#### CURRENT PHASE

RISK LEVEL

#### ACTIVE CONSTRUCTION



#### PROJECT UPDATE

The Art Room and Music Room are complete. Fire Sprinklers in Building 2 are in progress. HVAC improvements in Building 2 (Art & Music) complete, pending test and balance. Building 5 & 85 Fan Coil Controls completed. Receiving AHU (Building 2) is in progress. Building 3 (Media Center) AHU 3-21 is almost completed. Started working on AHU 3-20. Pending commissioning and test and balance. Building 2 (Dining Ph 2) AHU's are in progress. Building 1 (Admin) AHU work is pending upon approval of temporary cooling submittal. Temporary cooling is ongoing for Building 3.

#### PROJECT SCOPE

Art, Music, and Fire Sprinkler Renovations: Building 2 HVAC Improvements: Building 1, 2, 3, 5, & 86 (including replacing nine (9) AHU's, two (2) chilled water pumps)

#### BUDGET

	Current Budget	Actuals	Remaining Budget
Design	\$243,000	\$169,389	\$73,611
Construction	\$1,416,288	\$952,982	\$463,306
FF&E and Technology	\$24,700	\$0	\$24,700
Direct Purchase	\$95,869	\$95,869	\$0
Construction Mgmt	\$287,185	\$287,185	\$0
Contingency	\$252,558	\$0	\$252,558
Consultants	\$15,000	\$7,291	\$7,709
Utilities	\$10,000	\$0	\$10,000
<b>Project Total:</b>	<b>\$2,344,600</b>	<b>\$1,512,716</b>	<b>\$831,884</b>

#### FLAG:

PHASE	2015	2016	2017	2018	2019	2020	2021	2022	2023	2024	2025	2026
	Q1 Q2 Q3 Q4	Q1 Q2 Q3 Q4	Q1 Q2 Q3 Q4	Q1 Q2 Q3 Q4	Q1 Q2 Q3 Q4	Q1 Q2 Q3 Q4	Q1 Q2 Q3 Q4	Q1 Q2 Q3 Q4	Q1 Q2 Q3 Q4	Q1 Q2 Q3 Q4	Q1 Q2 Q3 Q4	Q1 Q2 Q3 Q4
PROJECT PLANNING												
HIRE DESIGNER												
PROJECT DESIGN												
HIRE CONTRACTOR												
ACTIVE CONSTRUCTION												
CONSTRUCTION CLOSEOUT												

### SCHOOL CHOICE ENHANCEMENT (SCEP)

#### CURRENT PHASE

COMPLETE

#### DELIVERED

Art Tables  
Recordex  
Televisions  
bulletin boards & Cart wiring

#### BUDGET

\$100,000

### MUSIC

#### SCOPE

✓ COMPLETE 158 Instruments Delivered

### TECHNOLOGY

#### SCOPE

✓ COMPLETE 669 Items Delivered

#### TRAFFIC LIGHT INDICATOR OF VARIOUS RISK LEVELS



**HIGH:**  
Further analysis should be performed, if this risk still shows unacceptable or medium risk redesign and or other changes should be introduced to reduce the criticality.

**MEDIUM:**  
The risk may be acceptable but redesign or other changes should be considered if reasonably practical.

**LOW:**  
The risk is low and further risk reducing measures are not necessary.



# Section 6

---

## Budget Activity

Oleg Gorokhovsky, Acting Chief Financial Officer

## **Budget Activity Report Contents**

Introduction	Page 345
Glossary of Terms	Page 348
School Board Approved Amendments	Page 349
Summary of SMART Program Budget Activity	Page 369
Analysis of Expenditure Changes from Previous Quarter	Page 370
Expenditure Chart	Page 371
Notes to Budget Activity Report	Page 372
Combined Summary Schedule	Page 375
Financially Active Projects Summary	Page 377
Financially Active Projects Detail	Page 378
Completed & Meets Standard Projects Summary	Page 427
Completed & Meets Standard Projects Detail	Page 428
Remaining Projects Summary	Page 545
Remaining Projects Details	Page 546

## Bond Oversight Committee

On January 27, 2015, the School Board approved a resolution to create the Bond Oversight Committee (BOC) to act as an independent citizen's advisory committee to the School Board. The District recognizes the importance of establishing a mechanism to encourage greater accountability, transparency, public support and confidence in the use of GOB funds. Florida TaxWatch, a not-for-profit government watchdog group, is providing the BOC independent analysis and recommendations on best practices.

The Budget Activity Report Section is organized in a logical way that includes this Introduction, a Glossary of Terms and Notes to the Budget Activity Report.

### Introduction:

The purpose of the Budget Activity Report Section is to provide information on the financial activity for projects in the SMART Program Quarterly Update. **The Budget Activity Report may give some indication about project activity, but it does not give the status of a project and should be used in conjunction with the School Spotlight construction status reports within this SMART Program Quarterly Update.** In this Budget Activity Report, projects are shown as "financially active" when the project has existing commitments and/or expenses. Project commitments and expenses include, but are not limited to, construction costs, design costs, permitting costs, advertising costs during the planning and procurement phase, equipment, work orders, and Program Management fees.

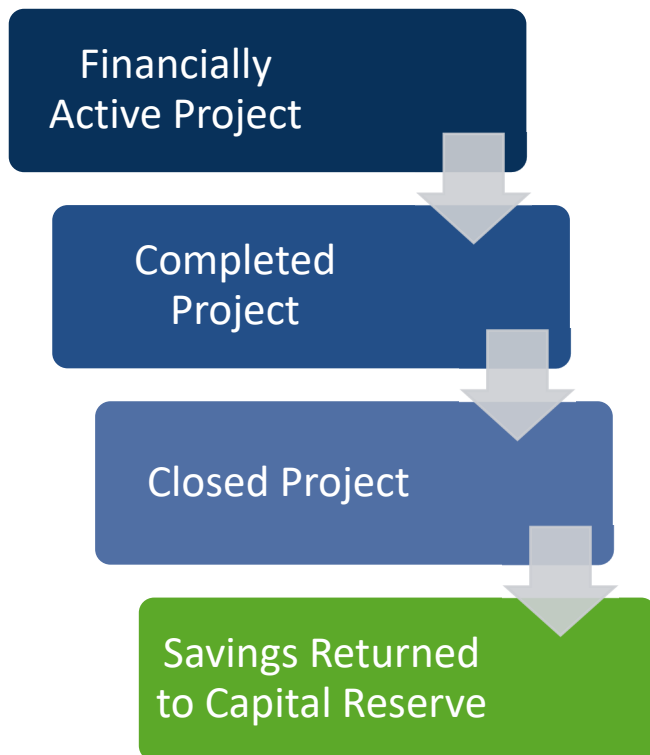
This Budget Activity Report is for the second quarter of the 2022 Fiscal Year that ended on December 31, 2021. During the first quarter the School Board approved financial impact increases and decreases for a net increase of \$31.2 million to the SMART program. This report includes detail on the \$1.4 billion SMART Program funding included in Program Years 1 through 8 and all amendments. The table below also shows how the remaining SMART Reserve funding is planned to provide funding through the scheduled end of the SMART Program in Fiscal Year 2025.

SMART Appropriation	Program Years 1-5 (FY15 - FY19)	Program Years 6 (FY20)	Program Years 7 (FY21)	Program Years 8 (FY22) <i>Current Year</i>	Program Years 9 (FY23)	Program Years 10 (FY24)	Program Years 11 (FY25)	Total
Safety	\$ 87.6	\$ 57.0	\$ 11.4	<del>\$ 3.4</del> \$ 5.5				\$ 161.5
Musing & Art	32.0	9.5	2.2	<del>1.4</del> 2.5				46.2
Athletics	7.2	0.2		0.2				7.6
Renovation	555.6	375.8	108.7	<del>63.6</del> 91.4				1,131.5
Technology	68.5							68.5
<b>Sub-Total</b>	<b>\$ 750.9</b>	<b>\$ 442.5</b>	<b>\$ 122.3</b>	<b>\$ 99.6</b>	<b>\$ -</b>	<b>\$ -</b>	<b>\$ -</b>	<b>\$ 1,415.3</b>
Reserve				62.5	21.5	25.0	21.0	130.0
<b>Total</b>	<b>\$ 750.9</b>	<b>\$ 442.5</b>	<b>\$ 122.3</b>	<b>\$ 162.1</b>	<b>\$ 21.5</b>	<b>\$ 25.0</b>	<b>\$ 21.0</b>	<b>\$ 1,545.3</b>

## Introduction: (continued)

The voter-approved \$800 million general obligation bonds (GOB) are combined with other non-GOB capital funding to total the \$1.4 billion SMART Program. Full details of the SMART Program are included in the District's Adopted District Educational Facilities Plan (Adopted DEFP). The first series of the GOB was issued in June 2015, the second in February 2019 and the third was issued in February 2021. Additional GOB series will be issued in the future to ensure the projects have available funds in line with the projected construction delivery timelines.

The Budget Activity Report includes a section of Completed and Meets Standard Projects. When projects are marked as complete, meets standards, or complete prior, within the various status report sections (Technology, Music, Construction, etc.) the financial activity for the project is moved into the Completed Meets Standard Projects section. Completed Projects are projects that have had financial activity within the SMART Program and the scope of the project has been completed. **There may be some additional financial activity on these projects as the final payments are made and all the purchase orders are closed out.** The other category of projects in this section is Meets Standard. This includes projects like the single point of entry projects that were assigned SMART Program funding, but during the planning and scope validation stage it was determined that renovations to implement single point of entry were completed prior to the SMART Program.



The financial life-cycle of a project starts when the project is **financially active**.

At the end of the implement improvements phase projects are marked as **complete**. These projects are in their final inspection for quality assurance, between substantial and final completion, which includes verification that the scope is completed according to approved specifications, final submittals of documents and closing out the vendor contract.

When all the close-out steps are completed, final payments have been submitted to vendors, and all purchase orders have been reviewed and closed the project is **closed**.

After the project is closed, remaining funds are reported to the School Board and **returned to the District's Capital Reserve**.

## **Introduction:** (continued)

### **SMART Program Reserve**

On September 6, 2017, the Board approved \$225 million of capital reserves in the 2017/2018 Adopted DEFP to be allocated to the SMART Program Reserve. These funds were added to mitigate any potential cost increases, such as the costs of materials or labor, and to ensure proper funding for those projects identified in the District's 2016 SMART program Risk Assessment/Market Conditions report from Atkins North America, Inc. (Atkins).

At the March 31, 2020 School Board of Broward County Emergency Meeting, the District authorized the issuance of Certificates of Participation (COPs), Series 2020A in an aggregate principal amount not to exceed \$250 million. \$211 million of the \$250 million was placed into the SMART Program Reserve with the remaining \$39 million used to supplement the District's unallocated capital reserve for cost impacts outside of the SMART Program.

On July 21, 2020, the Board approved a new SMART Program Project Manager – Owner's Representative Services (PMOR) contract (item EE-9) with an additional budget impact of \$47.2 million. The additional PMOR budget was added to the total SMART reserve.

On September 8, 2021, the Board adopted the District Educational Facilities Plan for FY 22. During adoption, the Board approved an additional \$29 million for Markham Elementary Building 1 replacement and \$46 million for FY 24 & FY 25 anticipated SMART program increases.

### **Total SMART Reserve**

\$225 million	SMART Reserve established FY 2018
\$211 million	COPs Series 2020A
\$47 million	PMOR Allocation
\$29 million	SMART Program needs (Markham FY22)
<u>\$46 million</u>	<u>SMART Program needs (FY24 and FY 25)</u>
<b>\$558 million</b>	

The District Finance team is working on a strategy to address the near-term inflationary pressures identified in the latest Atkins Risk Assessment, as we prepare to issue the fourth and final series of the general obligation bonds later this fiscal year.

## Glossary of Terms:

**GOB:** Funding from the General Obligation Bond

**Non-GOB:** Funding from all other capital funds.

**Original Budget:** The budget approved at the May 19, 2015 School Board meeting that established the five-year budgets for the SMART program.

**Current Budget:** The current approved budget that includes any School Board approved changes that impacted the Original Budget.

**Commitment:** Project obligation, for example purchase orders, contracts or requisitions.

**Financially Active Project:** Within this Budget Activity Report, projects are shown as financially active when the project has existing commitments or expenses. Project commitments and expenses include, but are not limited to, advertising costs during the planning and procurement phase, design costs, construction costs, permitting costs, equipment, work orders, and Program Management fees.

**Completed Projects:** Projects that have had financial activity within the SMART Program and the scope of the project has been completed. There may be some additional financial activity on these projects as the final payments are made and all of the purchase orders are closed out. When the Facilities Department partially accelerates a phase of a larger project, the project will not be shown as completed in the Budget Activity Report until the entire project is completed. These are noted as partially accelerated for early completion in the School Spotlights.

**Meets Standard Projects:** Projects that received SMART Program funding but were later determined to already have had the renovations completed prior to the SMART Program (aka **Complete Prior**).

## School Board Approved Amendments

Occasionally it will be necessary to make amendments to the SMART Program. When this happens, the School Board will review the request at a School Board meeting as part of their business agenda. When the Board votes to approve a requested amendment, the changes will be reflected in the SMART Program Budget Activity Report. Changes may include project budget increases or decreases made to reflect construction contract awards and the scheduled delivery of the project. The approved changes are shown in the Budget Activity Report where there is a difference between the Original Budget and the Current Budget.

### List of Approved SMART Program Amendments

Board Meeting	Agenda Item #	School Name	Project	Approved Increase/ (Decrease)
1/20/16	JJ-1	Crystal Lake MS	Fire Alarm Replacement	\$30,000
1/20/16	JJ-2	Attucks MS	Building Envelope Improvements	182,125
3/9/16	Boundary Hearing Item 1	Gulfstream Academy of Hallandale Beach K-8	Due to combination of schools, \$50k music moved from old Gulfstream MS to newly created K-8	Net Impact = 0
9/7/16	Special School Board Meeting Item 1	Various – Single Point of Entry and other projects that will benefit by completing them together	SMART Program Project Accelerations \$23.9M from Yr 4&5 to Yr 3	Net Impact = 0
1/18/17	FF-1	Various – Music	Accelerate SMART Music Funding \$7M from Yr 4&5 to Yr 3	Net Impact = 0
2/7/17	JJ-8	Markham ES	Accelerate SMART Construction \$9.2M from Yr 4 to Yr 3	Net Impact = 0
4/4/17	JJ-1	McArthur HS	Shift SMART Funding for building 6 into DEFP for new replacement building project	(890,504)
4/4/17	JJ-2	Dillard ES	Accelerate SMART Construction \$154k from Yr 4 to Yr 3	Net Impact = 0
4/4/17	JJ-3	Park Ridge ES	Accelerate SMART Construction \$78k from Yr 5 to Yr 3	Net Impact = 0
5/16/17	JJ-6	Coral Springs Pre-K - 8	Accelerate SMART Construction \$125k from Yr 5 to Yr 3	Net Impact = 0
5/16/17	JJ-7	Hollywood Hills ES	Accelerate SMART Construction \$16k from Yr 5 to Yr 3	Net Impact = 0
5/16/17	JJ-8	Coral Springs MS	Accelerate SMART Construction \$194k from Yr 4 to Yr 3	Net Impact = 0
5/16/17	JJ-9	Indian Trace ES	Accelerate SMART Construction \$297k from Yr 4 to Yr 3	Net Impact = 0

## List of Approved SMART Program Amendments

(continued)

Board Meeting	Agenda Item #	School Name	Project	Approved Increase/ (Decrease)
5/16/17	JJ-10	Winston Park ES	Accelerate SMART Construction \$297k from Yr 4 to Yr 3	Net Impact = 0
9/6/17	1	Various Locations – See Completed and Meets Standard Report within the Budget Activity Report Section	When the Board approved the Adopted DEFP FY18, the District recognized shifting funds for single point of entry projects as well as completed technology projects as savings.	
			Technology Savings from Completed Projects	(11,926,730)
			Single Point Savings from Meets Standard Projects	(2,888,000)
9/6/17	1	District-Wide	Additional single point of entry projects as approved in the Adopted DEFP FY18	6,730,000
10/17/17	JJ-2	McNicol Middle	Construction Bid Recommendation - Single Point of Entry	25,000
10/17/17	JJ-3	North Fork Elementary	Construction Bid Recommendation - Single Point of Entry	28,863
10/17/17	JJ-12	Monarch High	Increase of Funds - Track Resurfacing	35,000
10/17/17	JJ-13	Cypress Bay High	Increase of Funds - Track Resurfacing	45,000
10/17/17	JJ-14	Manatee Bay Elementary	Construction Bid Recommendation - SMART Program Renovations	625,661
11/7/17	JJ-10	Indian Ridge Elementary	Construction Bid Recommendation - SMART Program Renovations	945,102
11/7/17	JJ-11	Stranahan High	SMART Funding Reduced and transferred to Accelerated Pool Renovation Project	(204,423)
12/19/17	JJ-8	James Hunt Elementary	Partial Acceleration of SMART Renovations – Replacement of Air Cooled Chiller	Net Impact = 0
12/19/17	JJ-9	Cooper City Elementary	Acceleration of School Choice Enhancement Program	Net Impact = 0
12/19/17	JJ-11	Forest Glen Middle	Additional Funding - Single Point of Entry	178,186
12/19/17	JJ-12	Tradewinds Elementary	Additional Funding - Single Point of Entry	186,560

## List of Approved SMART Program Amendments

(continued)

Board Meeting	Agenda Item #	School Name	Project	Approved Increase/ (Decrease)
12/19/17	JJ-13	Larkdale Elementary	Additional Funding - Single Point of Entry	289,410
12/19/17	JJ-14	Coconut Creek Elementary	Construction Bid Recommendation - SMART Program Renovations	517,143
12/19/17	JJ-15	Cypress Elementary	Construction Bid Recommendation - SMART Program Renovations	452,897
1/17/18	JJ-7	Lauderhill 6-12 School	Additional Funding - Single Point of Entry	33,916
1/17/18	JJ-8	Royal Palm Elementary	Additional Funding - Single Point of Entry	44,120
2/21/18	JJ-2	Lauderhill-Paul Turner ES, Park Ridge ES and Winston Park ES	Partial Acceleration of SMART Renovations - Professional Services Agreement	Net Impact = 0
2/21/18	JJ-3	Boulevard Heights ES, Lakeside ES	Partial Acceleration of SMART Renovations - Professional Services Agreement	Net Impact = 0
2/21/18	JJ-4	Hollywood Hills ES, North Andrews Gardens ES	Partial Acceleration of SMART Renovations - Professional Services Agreement	Net Impact = 0
2/21/18	JJ-5	Stephen Foster ES, Sheridan Park ES	Partial Acceleration of SMART Renovations - Professional Services Agreement	Net Impact = 0
2/21/18	JJ-6	Country Hills ES	Partial Acceleration of SMART Renovations - Professional Services Agreement	Net Impact = 0
2/21/18	JJ-7	Sheridan Technical College	Partial Acceleration of SMART Renovations - Professional Services Agreement	Net Impact = 0
2/21/18	JJ-8	Larkdale ES and Panther Run ES	Partial Acceleration of SMART Renovations - Professional Services Agreement	Net Impact = 0
2/21/18	JJ-9	Park Springs ES	Partial Acceleration of SMART Renovations - Professional Services Agreement	Net Impact = 0

## List of Approved SMART Program Amendments

(continued)

Board Meeting	Agenda Item #	School Name	Project	Approved Increase/ (Decrease)
3/6/18	JJ-1	Palmview ES and South Plantation HS	Partial Acceleration of SMART Renovations - Professional Services Agreement	Net Impact = 0
3/6/18	JJ-2	Meadowbrook ES, Whispering Pines Ed Ctr, Parkside ES, and Coconut Palm ES	Partial Acceleration of SMART Renovations - Professional Services Agreement	Net Impact = 0
3/6/18	JJ-3	Gulfstream Academy of Hallandale Beach K-8, Harbordale ES and Watkins ES	Partial Acceleration of SMART Renovations - Professional Services Agreement	Net Impact = 0
3/6/18	JJ-4	Dania ES and Driftwood ES	Partial Acceleration of SMART Renovations - Professional Services Agreement	Net Impact = 0
3/6/18	JJ-6	Hunt Elementary	Partial Acceleration of SMART Renovations - Professional Services Agreement	Net Impact = 0
3/6/18	JJ-7	Sheridan Tech College	Partial Acceleration of SMART Renovations - Professional Services Agreement	Net Impact = 0
3/6/18	JJ-12	Stranahan High	SMART Funding Reduced and transferred to New Cafeteria Addition and Renovations Project	(1,200,000)
3/20/18	JJ-1	Pompano Beach HS, Croissant Park ES and Coral Glades HS	Partial Acceleration of SMART Renovations - Professional Services Agreement	Net Impact = 0
3/20/18	JJ-2	Bennett ES, Sunshine ES, Castle Hill Annex and Cross Creek School	Partial Acceleration of SMART Renovations - Professional Services Agreement	Net Impact = 0
3/20/18	JJ-4	Eagle Ridge Elementary School	SMART Renovations	1,047,383
4/10/18	JJ-1	Apollo MS and Welleby Elementary School	Partial Acceleration of SMART Renovations - Professional Services Agreement	Net Impact = 0
4/10/18	JJ-2	Stoneman Douglas HS	Partial Acceleration of SMART Renovations - Professional Services Agreement	Net Impact = 0
4/10/18	JJ-3	Thurgood Marshall Elementary School and Endeavour Primary Learning Center	Partial Acceleration of SMART Renovations - Professional Services Agreement	Net Impact = 0

## List of Approved SMART Program Amendments

(continued)

Board Meeting	Agenda Item #	School Name	Project	Approved Increase/ (Decrease)
4/10/18	JJ-5	Cypress Bay HS	Additional Funding - Single Point of Entry	116,336
4/17/18	1	Blanche Ely HS	2 <sup>nd</sup> GMP Amendment to the Construction Services Agreement – SMART Renovations	7,310,000
4/24/18	JJ-1	Hallandale Magnet HS and Park Trails ES	Partial Acceleration of SMART Renovations - Professional Services Agreement	Net Impact = 0
4/24/18	JJ-2	Sanders Park ES	Partial Acceleration of SMART Renovations - Professional Services Agreement	Net Impact = 0
4/24/18	JJ-3	Stoneman Douglas HS	Partial Acceleration of SMART Renovations - Professional Services Agreement	Net Impact = 0
4/24/18	JJ-5	Cooper City HS, Coral Glades HS, Deerfield Beach HS, Hallandale HS, Monarch HS, Pompano Beach HS, South Plantation HS, and Stoneman Douglas HS	Acceleration of SMART Weight Room Renovations	Net Impact = 0
4/24/18	JJ-7	Stranahan HS	2 <sup>nd</sup> GMP Amendment to the Construction Services Agreement – SMART Renovations	13,710,000
5/8/18	JJ-1	Cooper City HS	Partial Acceleration of SMART Renovations - Professional Services Agreement	Net Impact = 0
5/8/18	JJ-2	Bethune ES and Sawgrass ES	Partial Acceleration of SMART Renovations - Professional Services Agreement	Net Impact = 0
5/8/18	JJ-3	Sheridan Technical HS and Deerfield Beach HS	Partial Acceleration of SMART Renovations - Professional Services Agreement	Net Impact = 0
5/22/18	JJ-1	Castle Hill ES	Award Construction Agreement – SMART Renovations	1,567,030
5/22/18	JJ-2	Annabel C. Perry Pre-K-8	Award Construction Agreement – SMART Renovations	1,950,037
6/12/18	JJ-1	Coral Springs Pre-K-8 and Westglades MS	Partial Acceleration of SMART Renovations - Professional Services Agreement	Net Impact = 0

## List of Approved SMART Program Amendments

(continued)

Board Meeting	Agenda Item #	School Name	Project	Approved Increase/ (Decrease)
6/12/18	JJ-2	Plantation Park ES, Crystal Lake MS, Pines MS and Tradewinds ES	Partial Acceleration of SMART Renovations - Professional Services Agreement	Net Impact = 0
6/26/18	JJ-1	Cooper City ES, Heron Heights ES, Nova Blanche Forman ES, Nova Eisenhower ES and Silver Palms ES	Partial Acceleration of SMART Renovations - Professional Services Agreement	Net Impact = 0
6/26/18	JJ-5	Forest Hills ES	Request for additional funding – SMART Renovations	1,083,601
6/26/18	JJ-6	Bayview ES	Request for additional funding – SMART Renovations	946,739
7/24/18	JJ-1	Griffin Elementary	Award the Construction Agreement - SMART Renovations	1,868,208
7/24/18	JJ-2	Silver Trail Middle	Award the Construction Agreement - SMART Renovations	1,781,150
8/7/18	JJ-11	Quiet Waters Elementary	Award the Construction Agreement - SMART Renovations	1,576,000
9/5/18	JJ-1	Palm Cove Elementary	Award the Construction Agreement - SMART Renovations	1,318,659
9/5/18	JJ-2	Charles W. Flanagan High	Approve GMP Amendment 1 to the Construction Services Agreement	6,793,361
11/7/18	JJ-1	Miramar Elementary	Award the Construction Agreement to DiPompeo Construction Corporation.	2,286,935
11/7/18	JJ-2	McNab Elementary	Award the Construction Agreement to Advanced Roofing, Inc.	1,915,437
11/7/18	JJ-6	Sandpiper Elementary	Approve the request for additional funding.	452,942
12/4/18	JJ-1	Morrow Elementary	Award the Construction Agreement to T&G Corporation	(469,040)
12/4/18	JJ-2	Silver Shores Elementary	Approve the recommendation to award the Construction Agreement to LEGO Construction Company	1,231,560
12/18/18	JJ-1	Tamarac Elementary	Approve the recommendation to award the Construction Agreement to T&G Corporation	(727,343)
12/18/18	JJ-2	Ramblewood Elementary	Approve the recommendation to award the Construction Agreement to Anatom Construction Company	1,353,158

## List of Approved SMART Program Amendments

(continued)

Board Meeting	Agenda Item #	School Name	Project	Approved Increase/ (Decrease)
12/18/18	JJ-3	West Hollywood Elementary	Approve the recommendation to award the Construction Agreement to West Construction, Inc.	1,231,160
12/18/18	JJ-4	Northeast High	Approve the Professional Services Agreement with Zyscovich, Inc. · FY19 Impact = \$1,025,000 · FY19 Impact = \$131,000 <i>JJ-1 3/19/19</i> · FY20 Impact = \$16,684,962 <i>Adjusted based on the impact of JJ-1 from 3/19/19</i>	1,025,000 131,000 16,684,962
12/18/18	JJ-8	Silver Lakes Elementary	Approve the request for additional funding for SMART Program Renovations	1,505,741
12/18/18	JJ-9	Rock Island Elementary	Approve the request for additional funding for SMART Program Renovations	1,072,944
1/15/19	JJ-2	Atlantic Technical College, Arthur Ashe Campus	Approve the recommendation to award the Construction Agreement to T&G Corporation	1,836,449
1/15/19	JJ-3	Pompano Beach Elementary	Approve the recommendation to award the Construction Agreement to LEGO Construction Co.	1,390,551
1/15/19	JJ-4	Banyan Elementary	Approve the recommendation to award the Construction Agreement to Sagoma Construction Services	962,979
2/5/19	JJ-1	Lake Forest Elementary	Approve the recommendation to award the Construction Agreement to Advanced Roofing	1,202,142
2/5/19	JJ-3	Nova High School	Approve GMP Amendment 1 to the Construction Services Agreement with James B. Pirtle Construction Company	11,993,745

## List of Approved SMART Program Amendments

(continued)

Board Meeting	Agenda Item #	School Name	Project	Approved Increase/ (Decrease)
2/5/19	JJ-3	Nova Middle School	Fire sprinkler and fire alarm scope at Nova Middle School was combined with the project at Nova High School, therefore, the funding from Nova Middle associated with the fire sprinkler and fire alarm are reduced from Nova Middle and added to Nova High (results in a net usage of \$11,291,476 of SMART Reserve funds for Nova High)	(702,269)
2/20/19	JJ-1	Oakridge Elementary	Approve the recommendation to award the Construction Agreement to OAC Action Construction Corp.	1,473,860
2/20/19	JJ-3	Colbert Museum Magnet	Approve the request for additional funding for SMART Program Renovations	834,903
2/20/19	JJ-4	Seagull Alternative High	Approve the request for additional funding for SMART Program Renovations	1,131,082
2/20/19	JJ-6	Pompano Beach Middle	Approve the recommendation to award the Construction Agreement to Thornton Construction Company.	4,787,180
3/19/19	JJ-1	Northeast High	See 12/18/18 JJ-4 for the impact of this agenda item	--
3/19/19	JJ-2	Hollywood Hills High	Approve GMP Amendment 1 to the Construction Services Agreement with Pirtle Construction Company	7,154,351
4/9/2019	JJ-2	Silver Ridge Elementary	Approve the recommendation to award the Construction Agreement to LEGO Construction Co.	1,074,700
4/9/2019	JJ-3	Westwood Heights Elementary	Approve the recommendation to award the Construction Agreement to LEGO Construction Co.	2,517,269
4/9/2019	JJ-4	North Side Elementary	Approve the recommendation to award the Construction Agreement to OAC Action Construction Corp.	1,769,430
4/23/2019	JJ-1	Walker Elementary	Approve the recommendation to award the Construction Agreement to OAC Action Construction Corp.	1,837,090
4/23/2019	JJ-2	Dillard 6-12 School	Approve the recommendation to award the Construction Agreement to T&G Corporation	4,266,232

## List of Approved SMART Program Amendments

(continued)

Board Meeting	Agenda Item #	School Name	Project	Approved Increase/ (Decrease)
4/23/2019	JJ-4	Gator Run Elementary	Approve the recommendation to award the Construction Agreement to Overholt Construction Corporation	1,535,323
4/23/2019	JJ-12	Banyan Elementary	Approve the request for additional funding for School Choice Enhancement.	10,245
4/23/2019	JJ-13	Floranada Elementary	Approve the request for additional funding for School Choice Enhancement.	7,680
4/23/2019	JJ-14	Cypress Elementary	Approve the request for additional funding for School Choice Enhancement.	5,918
5/7/2019	JJ-1	Everglades Elementary	Approve the recommendation to award the Construction Agreement to Advanced Roofing, Inc.	1,132,500
5/7/2019	JJ-2	Fairway Elementary	Approve the recommendation to award the Construction Agreement to Thornton Construction Company.	3,507,900
5/7/2019	JJ-3	Riverland Elementary	Approve the recommendation to award the Construction Agreement to OAC Action Construction Corp.	2,551,192
5/7/2019	JJ-4	Hawkes Bluff Elementary	Approve the recommendation to award the Construction Agreement to Advanced Roofing, Inc.	3,906,437
6/11/2019	JJ-1	Pinewood Elementary	Approve the recommendation to award the Construction Agreement to LEGO Construction Co.	2,398,000
6/11/2019	JJ-2	Forest Glen Middle	Approve the recommendation to award the Construction Agreement to Thornton Construction Co.	3,858,800
6/11/2019	JJ-3	Sunland Park Academy	Approve the recommendation to award the Construction Agreement to LEGO Construction Co.	881,100
6/11/2019	JJ-11	Falcon Cove Middle	Approve GMP Amendment 1 to the Construction Services Agreement	12,047,000
6/11/2019	JJ-13	Cypress Bay High	Approve GMP Amendment 2 to the Construction Services Agreement	18,839,000
6/25/2019	JJ-1	Westchester Elementary	Approve the recommendation to award the Construction Agreement to OAC Action Construction Corp.	(547,142)

## List of Approved SMART Program Amendments

(continued)

Board Meeting	Agenda Item #	School Name	Project	Approved Increase/ (Decrease)
7/23/2019	JJ-1	Mirror Lake Elementary	Approve the recommendation to award the Construction Agreement to West Construction, Inc.	2,113,400
7/23/2019	JJ-2	Pioneer Middle	Approve the recommendation to award the Construction Agreement to LEGO Construction Company	3,467,193
7/23/2019	JJ-3	Dave Thomas Education Center East	Approve the recommendation to award the Construction Agreement to Overholt Construction Corporation	1,861,494
7/23/2019	JJ-4	Bright Horizons Center	Approve the recommendation to award the Construction Agreement to LEGO Construction Company	1,893,100
8/6/2019	JJ-1	Embassy Creek Elementary	Approve the recommendation to award the Construction Agreement to G.E.C Associates, Inc.	1,340,700
8/6/2019	JJ-2	Fort Lauderdale High	Approve the recommendation to award the Construction Agreement to West Construction Inc.	1,363,887
8/6/2019	JJ-3	Everglades High	Approve the recommendation to award the Construction Agreement to LEGO Construction Company	2,707,254
8/20/2019	EE-1	Districtwide	Move SMART Program Music into the SMART Reserve. Savings is the result of schools not opting for a music program.	(1,300,000)
8/20/2019	JJ-1	Pembroke Pines Elementary	Approve the recommendation to award the Construction Agreement to T&G Constructors	1,175,000
8/20/2019	JJ-2	Sunset Lakes Elementary	Approve the recommendation to award the Construction Agreement to LEGO Construction Company	1,780,500
9/4/2019	K-7	District-Wide	Year-End Capital Amendment Completed SPE projects	(2,452,531)
9/4/2019	JJ-6	Riverglades Elementary	Approve the recommendation to award the Construction Agreement to Lunacon Engineering Group, Corp.	448,177

## List of Approved SMART Program Amendments

(continued)

Board Meeting	Agenda Item #	School Name	Project	Approved Increase/ (Decrease)
9/17/2019	JJ-1	James S. Rickards Middle	Approve the recommendation to award the Construction Agreement to West Construction, Inc.	5,449,080
9/17/2019	JJ-2	McFatter Technical College Broward Fire Academy	Approve the request for additional funding in the amount of \$358,512 for Decktight Roofing Services, Inc.	358,512
10/2/2019	JJ-1	Sunrise Middle	Approve the recommendation to award the Construction Agreement to LEGO Construction Co.	3,950,050
10/15/2019	JJ-2	Sea Castle Elementary	Approve the recommendation to award the Construction Agreement to CB Constructors, Inc.	1,508,179
11/6/2019	JJ-2	Chapel Trail Elementary	Approve the recommendation to award the Construction Agreement to Advanced Roofing, Inc.	2,850,436
11/6/2019	JJ-3	William Dandy Middle	Approve the recommendation to award the Construction Agreement to Burke Construction Group, Inc.	4,023,550
12/10/2019	JJ-1	Maplewood Elementary	Approve the recommendation to award the Construction Agreement to Lunacon Engineering Group, Corp.	2,295,826
12/10/2019	JJ-3	Oakland Park Elementary	Approve the recommendation to award the Construction Agreement to Lunacon Engineering Group, Corp.	2,701,330
12/10/2019	JJ-4	Stirling Elementary	Approve the recommendation to award the Construction Agreement to Anatom Construction Company.	2,155,295
12/10/2019	JJ-5	Liberty Elementary	Approve the request for additional funding.	88,093
1/14/2020	JJ-1	Norcrest Elementary	Approve the recommendation to award the Construction Agreement to Burke Construction Group, Inc.	1,072,500
1/14/2020	JJ-3	Country Isles Elementary	Approve the request for additional funding for SMART Program Renovations.	681,660
1/14/2020	JJ-4	North Lauderdale Elementary	Approve the request for additional funding for SMART Program Renovations.	1,093,350

## List of Approved SMART Program Amendments

(continued)

Board Meeting	Agenda Item #	School Name	Project	Approved Increase/ (Decrease)
1/14/2020	JJ-5	Endeavour Elementary	Approve the request for additional funding for SMART Program Renovations.	1,403,790
2/4/2020	JJ-1	Eagle Point Elementary	Approve the recommendation to award the Construction Agreement to Burke Construction Group, Inc.	1,325,450
2/4/2020	JJ-2	Piper High	Approve the recommendation to award the Construction Agreement to H.A. Contracting Corp.	5,570,400
2/19/2020	JJ-1	New River Middle	Approve the recommendation to award the Construction Agreement to Burke Construction Group, Inc.	2,082,600
2/19/2020	JJ-2	Hollywood Park ES	Approve the recommendation to award the Construction Agreement to Burke Construction Group, Inc.	2,780,250
2/19/2020	JJ-3	Ramblewood Middle	Approve the recommendation to award the Construction Agreement to OAC Action Construction Corp.	2,334,241
3/3/2020	JJ-1	Plantation Middle	Approve the recommendation to award the Construction Agreement to Lee Construction Group, Inc.	3,188,300
3/3/2020	JJ-2	Davie Elementary	Approve the recommendation to award the Construction Agreement to LEGO Construction Co.	2,220,700
3/31/2020	#10	Lauderdale Manors Early Learning and Resource Center	Approve the recommendation to award the Construction Agreement to Burke Construction Group, Inc.	3,976,444
3/31/2020	#11	Tedder Elementary	Approve the recommendation to award the Construction Agreement to OAC Action Construction Corp.	1,027,616
4/14/2020	9	Deerfield Beach Elementary	Approve the recommendation to award the Construction Agreement to DiPompeo Construction Corporation.	(622,000)
4/14/2020	10	Nova Middle	Approve the recommendation to award the Construction Agreement to Burke Construction Group, Inc.	4,037,300

## List of Approved SMART Program Amendments

(continued)

Board Meeting	Agenda Item #	School Name	Project	Approved Increase/ (Decrease)
4/14/2020	12	Royal Palm STEM Museum Magnet (f.k.a. Royal Palm Elementary	Approve the recommendation to award the Construction Agreement to LEGO Construction Co.	4,275,900
4/14/2020	13	Central Park Elementary	Approve the recommendation to award the Construction Agreement to Lunacon Engineering Group, Corp.	3,045,525
4/14/2020	15	Fox Trail Elementary	Approve the recommendation to award the Construction Agreement to LEGO Construction Co.	627,150
4/21/2020	JJ-4	Driftwood Middle	Approve the recommendation to award the Construction Agreement to Lunacon Engineering Group, Corp.	2,801,700
4/21/2020	JJ-5	Northeast High	Approve GMP Amendment 2 in the amount of \$19,996,611 to the Construction Services Agreement (Construction Management at Risk) dated March 19, 2019 (Agenda Item JJ-1) with Pirtle Construction, Inc.	10,706,440
5/19/2020	JJ-12	Flamingo Elementary	Approve the recommendation to award the Construction Agreement to Grace & Naeem Uddin, Inc.	205,000
5/19/2020	JJ-15	Challenger Elementary	Approve the recommendation to award the Construction Agreement to Grace & Naeem Uddin, Inc.	2,206,100
5/19/2020	JJ-17	Lakeside Elementary	Approve the recommendation to award the Construction Agreement to Advanced Roofing, Inc.	1,385,240
5/19/2020	JJ-18	Westpine Elementary	Approve the recommendation to award the Construction Agreement to Grace & Naeem Uddin, Inc.	2,330,500
5/19/2020	JJ-19	Winston Park Elementary	Approve the recommendation to award the Construction Agreement to Grace & Naeem Uddin, Inc..	(336,400)
5/19/2020	JJ-20	Hollywood Central Elementary	Approve the recommendation to award the Construction Agreement to LEGO Construction Co.	3,841,350
5/19/2020	JJ-21	Deerfield Park Elementary	Approve the recommendation to award the Construction Agreement to Advanced Roofing, Inc.	984,840

## List of Approved SMART Program Amendments

(continued)

Board Meeting	Agenda Item #	School Name	Project	Approved Increase/ (Decrease)
6/23/2020	JJ-1	Panther Run Elementary	Approve the recommendation to award the Construction Agreement to LEGO Construction Co.	2,128,970
6/23/2020	JJ-2	Floranada Elementary	Approve the recommendation to award the Construction Agreement to Advanced Roofing, Inc.	2,062,840
6/23/2020	JJ-3	Virginia Shuman Young Montessori	Approve the recommendation to award the Construction Agreement to Advanced Roofing, Inc.	2,904,230
7/21/2020	JJ-1	Broward Estates ES	Approve the recommendation to award the Construction Agreement to West Construction, Inc.	3,989,168
7/21/2020	JJ-2	Horizon ES	Approve the recommendation to award the Construction Agreement to Cosugas, LLC.	726,000
7/21/2020	JJ-3	Broadview ES	Approve the recommendation to award the Construction Agreement to OAC Action Construction Corp.	2,683,744
7/21/2020	JJ-4	Tradewinds ES	Approve the recommendation to award the Construction Agreement to LEGO Construction Co.	2,132,900
7/21/2020	JJ-10	Collins Elementary	Approve the request for additional funding for Gulf Building, LLC	678,300
7/21/2020	JJ-11	Pines MS	Approve the request for additional funding for Asset Builders, LLC (d/b/a Messam Construction).	306,730
7/21/2020	JJ-21	Lauderdale Lakes MS	Approve Change Order #5 DiPompeo Construction Corporation.	177,378
8/19/2020	JJ-1	South Broward High	Approve the recommendation to award the Construction Agreement to Johnson-Laux Construction, LLC.	4,813,100
8/19/2020	JJ-2	Gulfstream Early Childhood Center of Excellence	Approve the recommendation to award the Construction Agreement to Grace & Naeem Uddin, Inc.	1,584,000
8/19/2020	JJ-3	Larkdale Elementary	Approve the recommendation to award the Construction Agreement to LEGO Construction Co.	1,289,350
8/19/2020	JJ-4	Coral Park Elementary	Approve the recommendation to award the Construction Agreement to LEGO Construction Co.	(348,550)
8/19/2020	JJ-5	Deerfield Beach High	Approve the recommendation to award the Construction Agreement to H.A. Contracting Corp.	(1,414,600)

## List of Approved SMART Program Amendments

(continued)

Board Meeting	Agenda Item #	School Name	Project	Approved Increase/ (Decrease)
8/19/2020	JJ-6	Henry D. Perry Education Center	Approve the recommendation to award the Construction Agreement to LEGO Construction Co.	3,501,580
8/25/2020	#1	Olsen Middle	Approve the recommendation to award the Construction Agreement to Johnson-Laux Construction, LLC for the lump sum amount of \$8,397,969, approve Demo & Abatement (Add Alt. #1) of old Olsen Annex in the amount of \$710,346, and approve additional funding in the amount of \$3,981,315.	3,981,315
9/15/2020	JJ-1	Taravella High	Approve GMP Amendment 1 to the Construction Services Agreement (Construction Management at Risk) with The Morganti Group, Inc.	4,709,000
9/15/2020	JJ-2	Watkins Elementary	Approve the recommendation to award the Construction Agreement to LEGO Construction Co.	2,114,840
9/15/2020	JJ-3	C. Robert Markham Elementary	Approve the recommendation to award the Construction Agreement to Burke Construction Group, Inc.	(1,245,170)
9/15/2020	JJ-4	Coral Springs High	Approve the recommendation to award the Construction Agreement to Gulf Building, LLC.	3,831,000
9/15/2020	JJ-5	Pines Lakes Elementary	Approve the recommendation to award the Construction Agreement to Cosugas, LLC.	242,000
10/6/2020	JJ-1	William T. McFatter Technical Ctr.	Approve the recommendation to award the Construction Agreement to The BEC Group Services, Inc.	1,740,060
10/6/2020	JJ-2	Park Trails Elementary	Approve the recommendation to award the Construction Agreement to Burke Construction Group, Inc.	1,270,690
10/6/2020	JJ-3	Dillard Elementary	Approve the recommendation to award the Construction Agreement to Advanced Roofing, Inc.	2,416,371
10/6/2020	JJ-4	Attucks Middle	Approve the recommendation to award the Construction Agreement to The BEC Group Services, Inc.	1,669,367
10/20/2020	JJ-1	Boyd Anderson High	Approve the recommendation to award the Construction Agreement to West Construction, Inc.	5,059,254

## List of Approved SMART Program Amendments

(continued)

Board Meeting	Agenda Item #	School Name	Project	Approved Increase/ (Decrease)
10/20/2020	JJ-2	Gulfstream Academy of HB	Approve the recommendation to award the Construction Agreement to Advanced Roofing, Inc.	1,144,821
10/20/2020	JJ-3	Park Ridge Elementary	Approve the recommendation to award the Construction Agreement to Hedrick Brothers Construction Co., Inc.	1,318,309
10/20/2020	JJ-4	Bair Middle	Approve the recommendation to award the Construction Agreement to Danto Builders, LLC	(251,530)
11/4/2020	JJ-4	Meadowbrook Elementary	Approve the Construction Agreement with Cosugas, LLC	(167,500)
12/15/2020	JJ-10	Cooper City Elementary	Approve this Construction Agreement with INTEG Miami LLC,	310,238
12/15/2020	F-5	Various Locations	Financial close-out various Single Point of Entry projects	(806,012)
1/20/2021	JJ-9	Pembroke Lakes Elementary	Approve the Construction Agreement with The BEC Group, LLC.	2,307,900
1/20/2021	JJ-10	Village Elementary	Approve the Construction Agreement with INTEG Miami LLC.	333,189
2/17/2021	JJ-8	Sunset Lakes Elementary	Approve this Final Change Order for a credit in the amount of \$23,183.99, which includes a tax savings of the Direct Owner Purchase.	(27,375)
3/10/2021	JJ-1	Thurgood Marshall ES	Approve the Construction Agreement with LEGO Construction Co.	2,426,697
3/10/2021	JJ-2	Stephen Foster ES	Approve the Construction Agreement with LEGO Construction Co.	3,178,497
3/10/2021	JJ-3	Wingate Oaks	Approve the Construction Agreement with LEGO Construction Co.	3,500,217
3/10/2021	JJ-9	Bright Horizons Center	Approve Change Order #3 in the amount of \$131,744 adding 182 days in the contract.	131,744
4/20/2021	JJ-4	Silver Palms Elementary	Approve the Construction Agreement with LEGO Construction Co.	2,273,400
4/20/2021	JJ-30	Pasadena Lakes ES	Approve the Construction Agreement with West Construction.	4,198,410
4/20/2021	JJ-31	Lauderdale Lakes MS	Approve this request for additional funding - SGM Engineering, Inc.	793,792
4/20/2021	F-2	Capital Budget Amendment #3 Various Locations	SMART Single Point of Entry Closeout	(2,425,915)

## List of Approved SMART Program Amendments

(continued)

Board Meeting	Agenda Item #	School Name	Project	Approved Increase/ (Decrease)
4/20/2021	F-2	Capital Budget Amendment #3 Indian Ridge Middle	SMART Renovations Financial Closeout	(230,385)
4/20/2021	F-2	Capital Budget Amendment #3 Manatee Bay Elementary	SMART Renovations Financial Closeout	(62,453)
5/18/2021	JJ-2	Annabel C Perry Pre K-8	Approve this request for additional funding - SGM Engineering, Inc.	291,137
5/18/2021	JJ-4	Harbordale Elementary	Approve the Construction Agreement with Advanced Roofing Inc.	1,025,121
5/18/2021	JJ-7	Collins Elementary	Approve this Request for Additional Funding - G.L.E. Associates, Inc.	80,851
5/18/2021	JJ-9	Bright Horizons Center	Approve Change Order #4 - LEGO Construction Co.	145,116
5/18/2021	JJ-16	Tropical Elementary	Approve the Construction Agreement with Florida Palm Construction, Inc.	628,085
5/18/2021	JJ-23	Dillard 6-12 School	Approve this request for additional funding - SolARCH, Inc.	1,133,000
5/18/2021	JJ-33	Everglades High	Approve this Final Change Order credit - LEGO Construction Co.	(64,127)
5/18/2021	JJ-34	Parkway Middle	Approve this request for additional funding - Crain Atlantis Inc.	399,000
6/15/2021	JJ-3	Lauderhill Paul Turner Elementary	Approve the Construction Agreement with LEGO Construction Co.	1,903,797
6/15/2021	JJ-4	Parkside Elementary	Approve the Construction Agreement with A.C.T. Services, Inc	1,659,175
6/15/2021	JJ-27	Fox Trail Elementary	Approve Final Change Order for a credit and approve the Final Acceptance and Final Release of Retainage.	(3,841)
6/15/2021	JJ-29	Atlantic Technical College/Arthur Ashe Campus	Approve this request for additional funding - Nyarko Architectural Group	93,818
6/15/2021	JJ-30	Parkway Middle	Approve this request for additional funding - Crain Atlantis Inc	922,560
6/15/2021	JJ-31	Falcon Cove Middle	Approve this request for additional funding - Zyscovich Inc	662,425

## List of Approved SMART Program Amendments

(continued)

Board Meeting	Agenda Item #	School Name	Project	Approved Increase/ (Decrease)
6/22/2021	5	Nob Hill Elementary	Approve the Construction Agreement with A.C.T. Services, Inc.	891,000
6/22/2021	6	Boulevard Heights Elementary	Approve the Construction Agreement with The Morganti Group, Inc.	2,265,165
7/20/2021	GG-1	Northeast HS	Approve the Construction Agreement with LEGO Construction Co.	120,000.00
7/20/2021	JJ-5	Miramar ES	Approve the Construction Agreement with LEGO Construction Co.	(18,000.00)
7/20/2021	JJ-7	Walter C. Young MS	Approve the Construction Agreement with LEGO Construction Co.	6,672,560.00
7/20/2021	JJ-8	Croissant Park ES	Approve Change Order #3 in the amount of \$131,744 adding 182 days in the contract, and approve additional funding in the amount of \$131,744, LEGO Construction Co.	2,542,910
7/20/2021	JJ-9	Sheridan Hills ES	Approve the Construction Agreement with LEGO Construction Co.	3,830,197
7/20/2021	JJ-10	Millennium 6-12	Approve the Construction Agreement with West Construction.	2,637,600
7/20/2021	JJ-11	Silver Lakes ES	Approve this request for additional funding - SGM Engineering, Inc.	40,981
7/20/2021	JJ-12	South Plantation HS	SMART Single Point of Entry Closeout	1,692,284
8/17/2021	JJ-6	Silver Lakes ES	SMART Renovations Financial Closeout	(13,183)
8/17/2021	JJ-7	Panther Run ES	SMART Renovations Financial Closeout	(31,041.00)
8/17/2021	JJ-8	Lake Forest ES	Approve this request for additional funding - SGM Engineering, Inc.	56,019
8/17/2021	JJ-9	Districtwide Modular Swing Space	Approve the Construction Agreement with Advanced Roofing Inc.	2,812,259
8/17/2021	JJ-12	Sheridan Park Elementary	Approve this Request for Additional Funding - G.L.E. Associates, Inc.	998,906
8/17/2021	JJ-13	Country Hills ES	Approve Change Order #4 - LEGO Construction Co.	1,364,500

## List of Approved SMART Program Amendments

(continued)

Board Meeting	Agenda Item #	School Name	Project	Approved Increase/ (Decrease)
8/17/2021	JJ-14	Cross Creek School	Approve the Construction Agreement with Florida Palm Construction, Inc.	661,500
9/1/2021	#1	Markham ES	DEFP - Replace Building #1	29,100,000
9/14/2021	JJ-2	Westglades MS	Approve this request for additional funding - SolARCH, Inc.	1,570,040
10/12/2021	JJ-2	Castle Hill ES	Approve Change Order #3 and no change in contract duration - CB Constructors, Inc.	102,061
10/12/2021	JJ-8	Plantation Park ES	Approve the Construction Agreement with West Construction, Inc.	1,251,546
10/12/2021	JJ-9	Coconut Palm ES	Approve the Construction Agreement with Campus Construction Group, Inc.	1,644,300
11/9/2021	JJ-3	Ramblewood ES	Approve Change Order #1 and no change in contract duration - ANATOM Construction CO.	172,084
11/9/2021	JJ-19	Miramar HS	Approve GMP Amendment 1 to the Construction Services Agreement (Construction Management at Risk) with Thornton Construction Company, LLC	10,531,560
11/9/2021	JJ-20	Kitchen HVAC - A.C. Perry, Lauderhill 6-12 Lauderdale Lakes MS	Approve funding request in the total amount of \$1,600,000 - SGM Engineering, Inc.	1,600,000
11/9/2021	JJ-21	Oakridge ES	Approve funding request in the total amount of \$600,000 - Koldaire, Inc.	600,000
11/9/2021	JJ-22	Crystal Lake MS	Approve this Construction Agreement with Integ Miami LLC	367,796
11/9/2021	JJ-23	Nova Blanche Forman ES	Approve the Construction Agreement with Grace & Naeem Uddin, Inc.	1,885,055
11/9/2021	JJ-24	Oriole ES	Approve the Construction Agreement with West Construction, Inc.	3,990,974
12/14/2021	JJ-20	Wilton Manors Elementary	Approve the Construction Agreement with Grace & Naeem Uddin, Inc.	2,370,160
12/14/2021	JJ-21	Hallandale Magnet High	Approve the Construction Agreement with West Construction, Inc.	994,065
12/14/2021	JJ-22	Park Ridge Elementary	Approve the Construction Agreement with LEGO Construction Co.	961,388

## List of Approved SMART Program Amendments

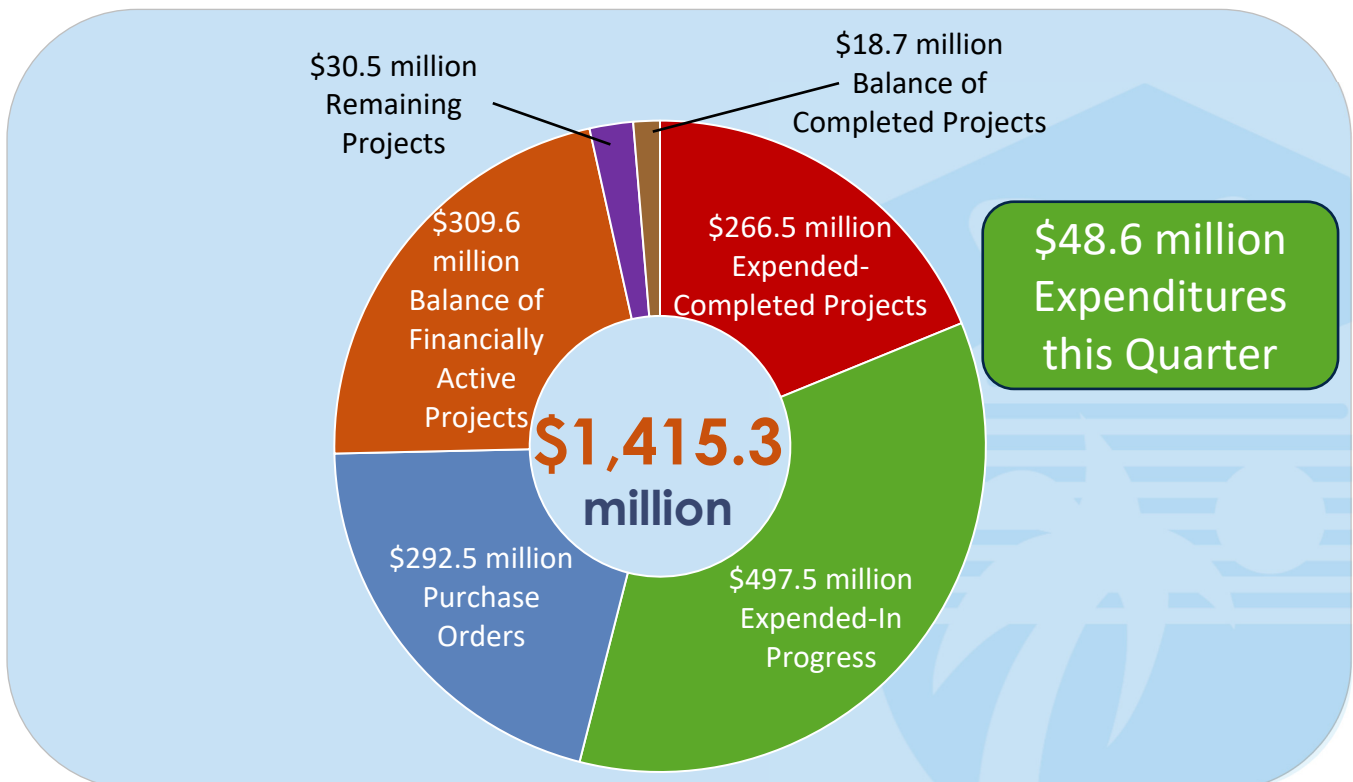
(continued)

Board Meeting	Agenda Item #	School Name	Project	Approved Increase/ (Decrease)
12/14/2021	JJ-25	Parkway MS	Approve this Third Amendment to the Professional Services Agreement with Crain Atlantis, Inc.	390,130
12/14/2021	JJ-26	Coral Glades HS	Approve the Construction Agreement with LEGO Construction Co.	4,386,775
➤ Original Budget (see page 375)				\$ 987,346,536
➤ Net Increase/(Decrease)				427,958,024
➤ Current Budget (see page 375)				\$ 1,415,304,560

### Summary of SMART Program Budget Activity

The table and chart below is a summary of the financial data that is presented in the three sections of the Budget Activity Report.

Budget Activity Report Section	Current Budget	Commitments	Expenditures	Balance
Financially Active Projects	\$ 1,094,784,058	\$ 287,724,119	\$ 497,503,190	\$ 309,556,749
Completed/Meets Standard Projects	290,048,382	4,836,716	266,538,576	18,673,090
Remaining Projects	30,472,120	0	0	30,472,120
<b>Total</b>	<b>\$ 1,415,304,560</b>	<b>\$ 292,560,835</b>	<b>\$ 764,041,766</b>	<b>\$ 358,701,959</b>



## Analysis of Expenditure Changes from Previous Quarter

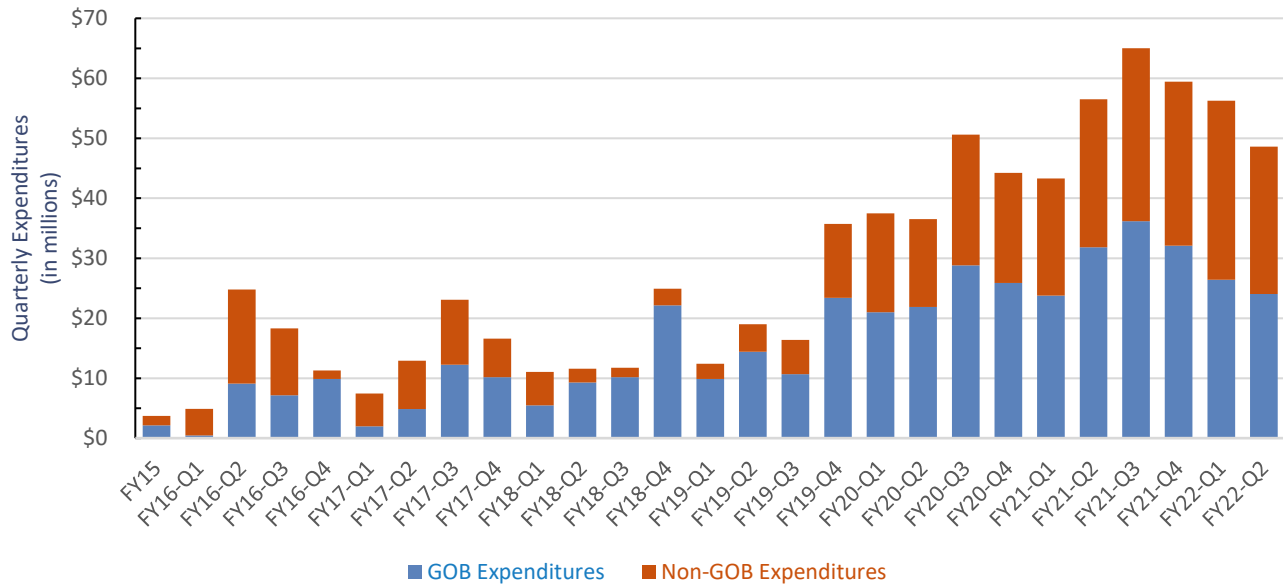
<b>SMART Program Expenditures *</b>	<b>FY22 Q2 (current)</b>	<b>FY22 Q1</b>	<b>Increase (Decrease)</b>
<b><u>GOB</u></b>			
Safety	\$ 52,567,351	\$ 49,423,270	\$ 3,144,081
Music & Art	9,378,481	8,721,731	656,750
Athletics	6,465,625	6,464,532	1,093
Renovation	330,249,257	310,002,237	20,247,020
Technology	36,765,175	36,765,175	0
GOB Sub-Total	435,425,889	411,376,945	24,048,944
<b><u>Non-GOB</u></b>			
Safety	29,578,271	26,487,255	3,091,016
Music & Art	22,129,868	21,617,207	512,661
Athletics	198,177	194,462	3,715
Renovation	238,811,089	217,833,740	20,977,349
Technology	37,898,472	37,898,472	0
Non-GOB Sub-Total	328,615,877	304,031,136	24,584,741
<b>Total</b>	<b>\$ 764,041,766</b>	<b>\$ 715,408,081</b>	<b>\$ 48,633,685</b>

\* Project expenditures include, but are not limited to, construction costs, design costs, permitting costs, advertising costs during the planning and procurement phase, equipment, work orders, and Program Management fees.

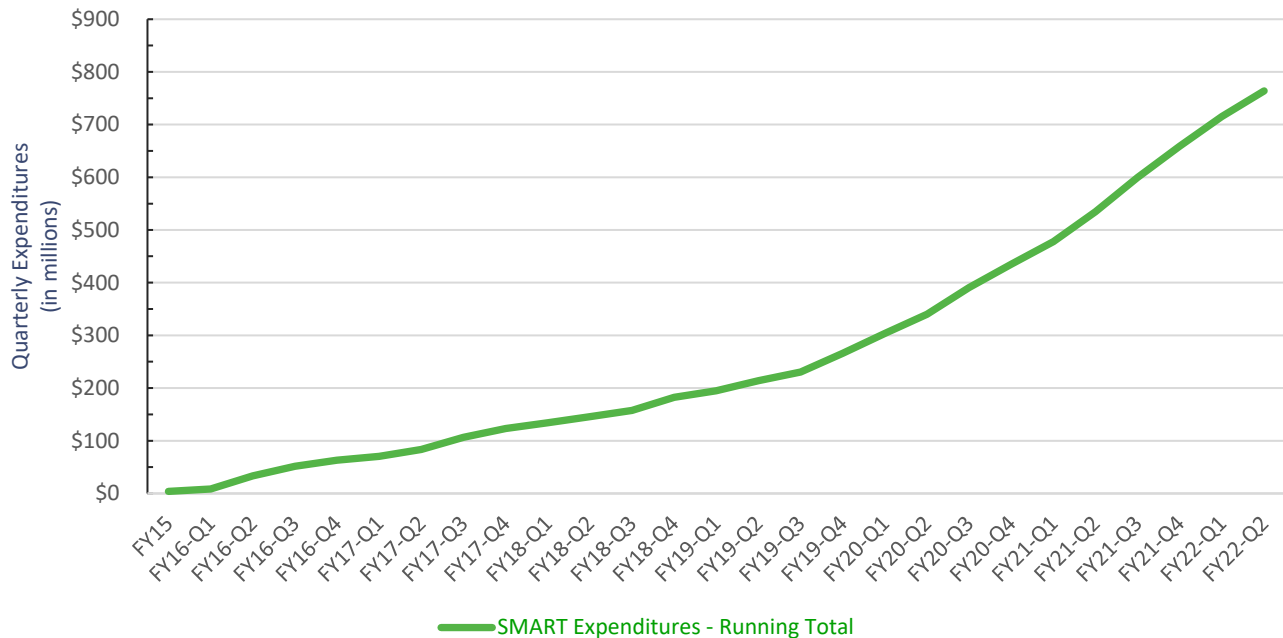
## Expenditure Chart

This SMART Program Expenditures by Quarter chart shows the SMART expenditures in each quarter represented in the bar chart as GOB dollars (blue) and Non-GOB dollars (orange), and a chart showing the history of the running total of SMART Program Expenditures below.

### SMART Program Expenditures by Quarter



### Total SMART Program Expenditures



## Notes to Budget Activity Report

### 1. SMART Program

The SMART Program includes \$800 million GOB funding and other non-GOB funding for **S**afety, **M**usic and arts, **A**thletics, **R**enovation and **T**echnology projects totaling more than \$1.4 billion. The District Educational Facilities Plan was amended on May 19, 2015, to incorporate the initial SMART Program and funding.

### 2. SMART Cost Allocation Method

To effectively deliver projects at any particular school the Facilities Department may combine several categories in the SMART Program into one project that encompasses the scope of the individual categories under one contract. To report expenditures for each SMART category, all expenses for the combined project will be allocated based on a percentage of the budget for SMART Program categories that were combined.

### 3. Program Manager Fees Allocation

The projects are being managed by external consultants that are being utilized as Program Managers and will manage a portfolio of projects as owner representatives. Costs for the Program Manager(s) are included in the project budgets and expenses will be prorated proportionate to those project budgets assigned to the Program Manager.

### 4. Issuance of GOB Funds

On November 4, 2014, the public authorized up to \$800 million in general obligation bonds to fund the SMART program. The planned issuance of these bonds was initially based on five (5) series to align with the needs of the projects in the SMART program. The first series was issued in June 2015, the second series was issued February 2019, and the third series was issued February 2021. Within the \$800 million authorization, the actual amounts and timing of the future series will vary from what was initially planned based on the execution of projects and cash flow projections.



## Section 6: Budget Activity Report

## Notes to Budget Activity Report (continued)

### 5. Hierarchy of Assigning Funds

GOB funds are assigned to projects in the SMART Program in addition to other capital funding. The other capital funds consist of capital millage, impact fees, State funds such as Public Education Capital Outlay (PECO) and other sources, which have various restrictions and spending durations.

In assigning projects to a funding source there are many considerations, and generally the funds with the most restrictions are to be utilized for eligible projects first. Since the GOB funds are paid for over a 25-year period, use of GOB funding for technology and educational equipment with a useful life substantially less than the life of the bond, may be limited because of Federal rules.

The funding source for each project in the SMART program is reviewed when:

- **The District adopts the DEFP** – District Educational Facilities Plan (DEFP) is a five-year budget planning document that is revised annually. The first year of the DEFP is incorporated into the District's capital budget. The DEFP and the Budget is a projection of revenues and a plan to appropriate funding for anticipated expenditures. The DEFP includes revenues from GOB and an appropriation for the SMART program.
- **The District Issues GOB** – During the fiscal year, the District will evaluate cash flow needed for the SMART program and consult with the Facilities and Technology departments to determine if the GOB should be issued in the amount planned in the capital budget. The projects planned to be funded by the GOB will be reviewed. If necessary, the list of projects may be adjusted to meet Federal rules, accommodate changes in project schedules, or maximize the utilization of other capital funding sources.
- **The District combines several categories into one project** – To effectively deliver projects at any particular school the Facilities department may combine several categories in the SMART Program into one project that encompasses the scope of the individual categories under one contract. The funding source for the project will be reviewed based upon the revised scope of the project.



# SMART Program Budget Activity Report



## Combined Summary Schedule

for Quarter Ended December 31, 2021

GOB Referendum Approved by Voters on 11/4/2014 - 85 Months Since Approval

GOB	Original Budget	Current Budget	Prior Years Expenditures	Commitments	Current Year Expenditures	Balance
Safety	\$ 106,767,065	\$ 104,614,260	\$ 45,893,282	\$ 18,809,340	\$ 6,674,069	\$ 33,237,569
Music & Art	17,492,000	17,786,052	8,016,023	2,867,227	1,362,458	5,540,344
Athletics	7,373,360	7,373,360	6,456,214	140,721	9,411	767,014
Renovation	629,878,575	633,400,790	284,968,389	139,938,759	45,280,868	163,212,774
Technology	38,489,000	36,825,538	36,759,295	59,326	5,880	1,037
<b>GOB Total</b>	<b>\$ 800,000,000</b>	<b>\$ 800,000,000</b>	<b>\$382,093,203</b>	<b>\$ 161,815,373</b>	<b>\$ 53,332,686</b>	<b>\$ 202,758,738</b>

Non-GOB	Original Budget	Current Budget	Prior Years Expenditures	Commitments	Current Year Expenditures	Balance
Safety	\$ 18,787,060	\$ 56,913,967	\$ 23,136,499	\$ 16,075,914	\$ 6,441,772	\$ 11,259,782
Music & Art	23,573,000	28,371,797	21,247,703	2,328,764	882,165	3,913,165
Athletics	126,640	245,026	190,820	10,432	7,357	36,417
Renovation	102,516,836	491,873,686	195,745,631	112,330,352	43,065,458	140,732,245
Technology	42,343,000	37,900,084	37,898,472	0	0	1,612
<b>Non-GOB Total</b>	<b>\$ 187,346,536</b>	<b>\$ 615,304,560</b>	<b>\$278,219,125</b>	<b>\$ 130,745,462</b>	<b>\$ 50,396,752</b>	<b>\$ 155,943,221</b>

<b>Total</b>	<b>\$ 987,346,536</b>	<b>\$ 1,415,304,560</b>	<b>\$660,312,328</b>	<b>\$ 292,560,835</b>	<b>\$ 103,729,438</b>	<b>\$ 358,701,959</b>
--------------	-----------------------	-------------------------	----------------------	-----------------------	-----------------------	-----------------------

\* Project expenditures include, but are not limited to, construction costs, design costs, permitting costs, advertising costs during the planning and procurement phase, equipment, work orders, and Program Management fees.

This is a budget and expenditure activity report, and is not a construction status report.  
The accompanying introduction and notes are an integral part of this report.





# SMART Program Budget Activity Report



## Financially Active Projects Summary Schedule

for Quarter Ended December 31, 2021

GOB Referendum Approved by Voters on 11/4/2014 - 85 Months Since Approval

GOB	Original Budget	Current Budget	Prior Years Expenditures	Commitments	Current Year Expenditures	Balance
Safety	\$ 88,849,473	\$ 89,606,015	\$ 31,903,662	\$ 18,716,440	\$ 6,564,955	\$ 32,420,958
Music & Art	12,833,000	13,127,052	3,844,840	2,829,413	1,322,459	5,130,340
Athletics	40,360	40,360	17,449	18,399	1,758	2,754
Renovation	543,482,875	547,297,928	209,758,604	137,844,352	42,788,204	156,906,768
Technology	11,000,000	11,000,000	10,933,757	59,326	5,880	1,037
<b>GOB Total</b>	<b>\$ 656,205,708</b>	<b>\$ 661,071,355</b>	<b>\$ 256,458,312</b>	<b>\$ 159,467,930</b>	<b>\$ 50,683,256</b>	<b>\$ 194,461,857</b>

Non-GOB	Original Budget	Current Budget	Prior Years Expenditures	Commitments	Current Year Expenditures	Balance
Safety	\$ 17,107,387	\$ 52,668,182	\$ 19,544,993	\$ 15,838,335	\$ 6,358,106	\$ 10,926,748
Music & Art	3,055,000	8,265,196	1,724,066	2,284,453	845,314	3,411,363
Athletics	5,640	33,664	10,747	10,131	6,794	5,992
Renovation	67,038,969	372,745,661	122,083,114	110,123,270	39,788,488	100,750,789
<b>Non-GOB Total</b>	<b>\$ 87,206,996</b>	<b>\$ 433,712,703</b>	<b>\$ 143,362,920</b>	<b>\$ 128,256,189</b>	<b>\$ 46,998,702</b>	<b>\$ 115,094,892</b>
<b>Total</b>	<b>\$ 743,412,704</b>	<b>\$ 1,094,784,058</b>	<b>\$ 399,821,232</b>	<b>\$ 287,724,119</b>	<b>\$ 97,681,958</b>	<b>\$ 309,556,749</b>

\* Project expenditures include, but are not limited to, construction costs, design costs, permitting costs, advertising costs during the planning and procurement phase, equipment, work orders, and Program Management fees.

This is a budget and expenditure activity report, and is not a construction status report.  
The accompanying introduction and notes are an integral part of this report.



# SMART Program Budget Activity Report

## Financially Active Projects Detail Schedule

for Quarter Ended December 31, 2021



GOB Referendum Approved by Voters on 11/4/2014 - 85 Months Since Approval

School/ Project	Original Budget	Current Budget	Prior Years Expenditures	Commitments	Current Year Expenditures	Balance
<b>Anderson, Boyd H. High School</b>						
ADA renovations related to educational adequacy, Building Envelope Improvements (Roof, Window, Ext Wall, etc.), HVAC Improvements, Safety / Security Upgrade, STEM Lab improvements Project Number: P.001846	5,274,000	10,333,254	1,378,421	7,225,641	691,611	1,037,581
<b>Apollo Middle School</b>						
Building Envelope Improvements (Roof, Window, Ext Wall, etc.), Fire Sprinklers, HVAC Improvements, Media Center improvements, Safety / Security Upgrade Project Number: P.002110	6,915,000	6,915,000	770,319	202,898	115,430	5,826,353
School Choice Enhancement Project Number: P.002388	100,000	100,000	22,903	52,281	-	24,816
<b>Atlantic Technical College</b>						
Building Envelope Improvements (Roof, Window, Ext Wall, etc.), Fire Sprinklers, IAQ Repairs - HVAC, Media Center improvements Project Number: P.000415	8,952,000	8,952,000	1,426,201	240,004	3,342	7,282,453
<b>Atlantic Technical, Arthur Ashe, Jr Campus</b>						
Building Envelope Improvements (Roof, Window, Ext Wall, etc.), Fire Alarm Project Number: P.001959	1,242,000	3,172,267	1,666,961	127,134	165,324	1,212,848

\* Project expenditures include, but are not limited to, construction costs, design costs, permitting costs, advertising costs during the planning and procurement phase, equipment, work orders, and Program Management fees.

This is a budget and expenditure activity report, and is not a construction status report.  
The accompanying introduction and notes are an integral part of this report.



# SMART Program Budget Activity Report

## Financially Active Projects Detail Schedule

for Quarter Ended December 31, 2021



GOB Referendum Approved by Voters on 11/4/2014 - 85 Months Since Approval

School/ Project	Original Budget	Current Budget	Prior Years Expenditures	Commitments	Current Year Expenditures	Balance
<b>Atlantic West Elementary School</b>						
Building Envelope Improvements (Roof, Window, Ext Wall, etc.), Fire Sprinklers, HVAC Improvements, Media Center improvements Project Number: P.001796	2,617,000	2,617,000	493,867	58,993	55,186	2,008,954
<b>Attucks Middle School</b>						
Building Envelope Improvements (Roof, Window, Ext Wall, etc.), Media Center improvements Project Number: P.001633	1,201,000	1,383,125	661,241	346,351	9,822	365,711
Electrical Improvements, HVAC Improvements, Provide Fire Sprinkler Protection Install New Fire Alarm Project Number: P.001686	3,040,778	4,710,145	574,603	2,906,816	458,422	770,304
<b>Bair Middle School</b>						
Building Envelope Improvements (Roof, Window, Ext Wall, etc.), Fire Alarm, HVAC Improvements, Media Center improvements, Safety / Security Upgrade Project Number: P.002044	1,517,000	1,265,470	237,519	68,042	995	958,914
<b>Banyan Elementary School</b>						
Building Envelope Improvements (Roof, Window, Ext Wall, etc.), HVAC Improvements, Media Center improvements Project Number: P.001944	1,243,000	2,205,979	732,310	1,275,992	-	197,677
<b>Bayview Elementary School</b>						
Building Envelope Improvements (Roof, Window, Ext Wall, etc.), HVAC Improvements Project Number: P.001786	1,742,000	2,688,739	2,420,341	3,450	39,047	225,901

\* Project expenditures include, but are not limited to, construction costs, design costs, permitting costs, advertising costs during the planning and procurement phase, equipment, work orders, and Program Management fees.

This is a budget and expenditure activity report, and is not a construction status report.  
The accompanying introduction and notes are an integral part of this report.



# SMART Program Budget Activity Report

## Financially Active Projects Detail Schedule

for Quarter Ended December 31, 2021



GOB Referendum Approved by Voters on 11/4/2014 - 85 Months Since Approval

School/ Project	Original Budget	Current Budget	Prior Years Expenditures	Commitments	Current Year Expenditures	Balance
<b>Bennett Elementary School</b>						
Building Envelope Improvements (Roof, Window, Ext Wall, etc.), Fire Alarm, HVAC Improvements, Media Center improvements Project Number: P.002085	1,814,000	1,814,000	285,295	87,653	19,987	1,421,065
School Choice Enhancement Project Number: P.002381	100,000	100,000	82,578	1,215	5,939	10,268
<b>Bethune, Mary M. Elementary School</b>						
Building Envelope Improvements (Roof, Window, Ext Wall, etc.), HVAC Improvements, Replacement of building 4, Replacement of building 6 Project Number: P.002125	3,151,000	3,151,000	272,778	246,970	64,828	2,566,424
School Choice Enhancement Project Number: P.002536	100,000	100,000	9,025	48,489	42,435	51
<b>Boulevard Heights Elementary School</b>						
Art Room Renovation and Equipment, Building Envelope Improvements (Roof, Window, Ext Wall, etc.), HVAC Improvements, Music Room Renovation, Replacement of building 1, Replacement of building 4 Project Number: P.002065	3,790,000	6,055,165	592,954	4,609,053	472,576	380,582
<b>Bright Horizons Center</b>						
Building Envelope Improvements (Roof, Window, Ext Wall, etc.), Fire Alarm, Fire Sprinklers, HVAC Improvements Project Number: P.001974	1,663,000	3,832,960	3,567,210	114,559	136,483	14,708
School Choice Enhancement Project Number: P.002214	100,000	100,000	94,124	5,380	480	16

\* Project expenditures include, but are not limited to, construction costs, design costs, permitting costs, advertising costs during the planning and procurement phase, equipment, work orders, and Program Management fees.

This is a budget and expenditure activity report, and is not a construction status report.  
The accompanying introduction and notes are an integral part of this report.



# SMART Program Budget Activity Report

## Financially Active Projects Detail Schedule

for Quarter Ended December 31, 2021



GOB Referendum Approved by Voters on 11/4/2014 - 85 Months Since Approval

School/ Project	Original Budget	Current Budget	Prior Years Expenditures	Commitments	Current Year Expenditures	Balance
<b>Broadview Elementary School</b>						
Building Envelope Improvements (Roof, Window, Ext Wall, etc.), Conversion of Existing Space to Music and/or Art Lab(s), Electrical Improvements, Fire Alarm, Fire Sprinklers, HVAC Improvements, Media Center improvements, Music Room Renovation Project Number: P.001638	2,791,386	5,475,130	999,406	3,634,286	452,259	389,179
<b>Broward Estates Elementary School</b>						
Building Envelope Improvements (Roof, Window, Ext Wall, etc.), HVAC Improvements Project Number: P.002037	2,763,000	6,752,168	531,372	93,656	74,008	6,053,132
<b>Castle Hill Annex</b>						
Building Envelope Improvements (Roof, Window, Ext Wall, etc.), Fire Alarm, HVAC Improvements, Media Center improvements Project Number: P.002092	644,000	644,000	110,968	62,024	23,096	447,912
<b>Castle Hill Elementary School</b>						
Building Envelope Improvements (Roof, Window, Ext Wall, etc.), Fire Alarm, Fire Sprinklers, HVAC Improvements, Media Center improvements Project Number: P.001661	2,109,000	3,778,091	3,316,560	268,692	3,123	189,716

\* Project expenditures include, but are not limited to, construction costs, design costs, permitting costs, advertising costs during the planning and procurement phase, equipment, work orders, and Program Management fees.

This is a budget and expenditure activity report, and is not a construction status report.  
The accompanying introduction and notes are an integral part of this report.



# SMART Program Budget Activity Report

## Financially Active Projects Detail Schedule

for Quarter Ended December 31, 2021



GOB Referendum Approved by Voters on 11/4/2014 - 85 Months Since Approval

School/ Project	Original Budget	Current Budget	Prior Years Expenditures	Commitments	Current Year Expenditures	Balance
<b>Central Park Elementary School</b>						
ADA Stage Lift, Building Envelope Improvements (Roof, Window, Ext Wall, etc.), Conversion of Existing Space to Music and/or Art Lab(s), Fire Sprinklers, HVAC Improvements, Music Room Renovation, Safety / Security Upgrade Project Number: P.001757	4,927,475	7,973,000	1,504,765	4,428,912	1,167,562	871,761
School Choice Enhancement Project Number: P.001894	100,000	100,000	79,420	20,396	-	184
<b>Challenger Elementary School</b>						
Building Envelope Improvements (Roof, Window, Ext Wall, etc.), Conversion of Existing Space to Music and/or Art Lab(s), Fire Alarm, HVAC Improvements, Music Room Renovation Project Number: P.002040	1,349,000	3,555,100	437,214	1,992,362	846,077	279,447
School Choice Enhancement Project Number: P.002276	100,000	100,000	48,835	40,873	-	10,292
<b>Chapel Trail Elementary School</b>						
Building Envelope Improvements (Roof, Window, Ext Wall, etc.), Fire Alarm, HVAC Improvements Project Number: P.001732	1,688,000	4,538,436	2,571,125	589,390	1,132,992	244,929
<b>Coconut Creek High School</b>						
Auditorium Accessibility, Building Envelope Improvements (Roof, Window, Ext Wall, etc.), Fire Alarm, HVAC Improvements, Media Center improvements, Safety / Security Upgrade, STEM Lab improvements Project Number: P.001753	4,842,000	4,842,000	1,491,596	147,549	54,599	3,148,256

\* Project expenditures include, but are not limited to, construction costs, design costs, permitting costs, advertising costs during the planning and procurement phase, equipment, work orders, and Program Management fees.

This is a budget and expenditure activity report, and is not a construction status report.  
The accompanying introduction and notes are an integral part of this report.



# SMART Program Budget Activity Report

## Financially Active Projects Detail Schedule

for Quarter Ended December 31, 2021



GOB Referendum Approved by Voters on 11/4/2014 - 85 Months Since Approval

School/ Project	Original Budget	Current Budget	Prior Years Expenditures	Commitments	Current Year Expenditures	Balance
<b>Coconut Palm Elementary School</b>						
Building Envelope Improvements (Roof, Window, Ext Wall, etc.), Fire Alarm, HVAC Improvements Project Number: P.002088	1,056,000	2,700,300	216,001	2,200,211	36,092	247,996
<b>Colbert Elementary School</b>						
Building Envelope Improvements (Roof, Window, Ext Wall, etc.), HVAC Improvements, Safety / Security Upgrade Project Number: P.001937	756,000	1,590,903	1,401,207	18,790	33,306	137,600
<b>Collins Elementary School</b>						
Building Envelope Improvements (Roof, Window, Ext Wall, etc.), Electrical Improvements, Fire Alarm, Fire Sprinklers, HVAC Improvements, Media Center improvements, Restroom Renovations, Safety / Security Upgrade Project Number: P.001659	1,774,000	2,533,151	378,441	1,146,458	921,908	86,344
<b>Cooper City Elementary School</b>						
Building Envelope Improvements (Roof, Window, Ext Wall, etc.), Fire Alarm, Fire Sprinklers, HVAC Improvements, Media Center improvements Project Number: P.002150	867,000	1,177,238	124,022	590,950	361,104	101,162
School Choice Enhancement Project Number: P.002336	100,000	100,000	84,021	-	5,783	10,196

\* Project expenditures include, but are not limited to, construction costs, design costs, permitting costs, advertising costs during the planning and procurement phase, equipment, work orders, and Program Management fees.

This is a budget and expenditure activity report, and is not a construction status report.  
The accompanying introduction and notes are an integral part of this report.



# SMART Program Budget Activity Report

## Financially Active Projects Detail Schedule

for Quarter Ended December 31, 2021



GOB Referendum Approved by Voters on 11/4/2014 - 85 Months Since Approval

School/ Project	Original Budget	Current Budget	Prior Years Expenditures	Commitments	Current Year Expenditures	Balance
<b>Cooper City High School</b>						
Building Envelope Improvements (Roof, Window, Ext Wall, etc.), Electrical Improvements, Fire Sprinklers, HVAC Improvements, Replacement of building 5, Safety / Security Upgrade, STEM Lab improvements Project Number: P.002133	8,609,000	8,609,000	1,022,537	275,861	124,839	7,185,763
School Choice Enhancement Project Number: P.002475	100,000	100,000	59,573	-	-	40,427
<b>Coral Glades High School</b>						
Building Envelope Improvements (Roof, Window, Ext Wall, etc.), Fire Alarm, HVAC Improvements Project Number: P.002080	2,366,000	6,752,775	365,459	85,205	88,027	6,214,084
<b>Coral Park Elementary School</b>						
Building Envelope Improvements (Roof, Window, Ext Wall, etc.), Health & Safety/Fire Sprinkler Protection Exterior- Replace existing Project Number: P.002045	1,681,000	1,332,450	560,930	406,686	269,691	95,143
<b>Coral Springs Pre-K - 8</b>						
Building Envelope Improvements (Roof, Window, Ext Wall, etc.), HVAC Improvements, Media Center improvements Project Number: P.001982	2,538,000	2,538,000	543,725	91,516	73,911	1,828,848
School Choice Enhancement Project Number: P.002539	100,000	100,000	55,347	5,754	26,126	12,773

\* Project expenditures include, but are not limited to, construction costs, design costs, permitting costs, advertising costs during the planning and procurement phase, equipment, work orders, and Program Management fees.

This is a budget and expenditure activity report, and is not a construction status report.  
The accompanying introduction and notes are an integral part of this report.



# SMART Program Budget Activity Report

## Financially Active Projects Detail Schedule for Quarter Ended December 31, 2021



GOB Referendum Approved by Voters on 11/4/2014 - 85 Months Since Approval

School/ Project	Original Budget	Current Budget	Prior Years Expenditures	Commitments	Current Year Expenditures	Balance
<b>Coral Springs High School</b>						
Building Envelope Improvements (Roof, Window, Ext Wall, etc.), Electrical Improvements, Fire Sprinklers, HVAC Improvements, Media Center improvements, STEM Lab improvements Project Number: P.001765	11,171,000	15,002,000	3,258,589	7,291,444	3,104,082	1,347,885
<b>Coral Springs Middle School</b>						
Building Envelope Improvements (Roof, Window, Ext Wall, etc.), HVAC Improvements, Media Center improvements Project Number: P.001979	10,502,000	10,502,000	1,934,804	332,698	187,164	8,047,334
<b>Country Hills Elementary School</b>						
Building Envelope Improvements (Roof, Window, Ext Wall, etc.), Fire Sprinklers, HVAC Improvements Project Number: P.002063	4,413,000	5,777,500	723,309	4,513,779	83,821	456,591
School Choice Enhancement Project Number: P.002401	100,000	100,000	19,154	-	-	80,846
<b>Country Isles Elementary School</b>						
Fire Alarm, HVAC Improvements, Media Center improvements Project Number: P.002002	558,000	1,239,660	216,839	603,099	351,644	68,078
<b>Cresthaven Elementary School</b>						
ADA Restrooms, Building Envelope Improvements (Roof, Window, Ext Wall, etc.), HVAC Improvements Project Number: P.001676	4,416,123	4,416,123	609,990	164,669	112,675	3,528,789
School Choice Enhancement Project Number: P.002543	100,000	100,000	-	99,455	545	-

\* Project expenditures include, but are not limited to, construction costs, design costs, permitting costs, advertising costs during the planning and procurement phase, equipment, work orders, and Program Management fees.

This is a budget and expenditure activity report, and is not a construction status report.  
The accompanying introduction and notes are an integral part of this report.



# SMART Program Budget Activity Report

## Financially Active Projects Detail Schedule

for Quarter Ended December 31, 2021



GOB Referendum Approved by Voters on 11/4/2014 - 85 Months Since Approval

School/ Project	Original Budget	Current Budget	Prior Years Expenditures	Commitments	Current Year Expenditures	Balance
<b>Croissant Park Elementary School</b>						
Building Envelope Improvements (Roof, Window, Ext Wall, etc.), Fire Alarm, Fire Sprinklers, HVAC Improvements Project Number: P.002086	3,661,000	6,203,910	640,068	5,066,920	129,892	367,030
School Choice Enhancement Project Number: P.002389	100,000	100,000	46,262	-	25,586	28,152
<b>Cross Creek School</b>						
Building Envelope Improvements (Roof, Window, Ext Wall, etc.), Fire Alarm, HVAC Improvements Project Number: P.002081	1,260,000	1,921,500	220,183	1,506,894	32,807	161,616
School Choice Enhancement Project Number: P.002689	100,000	100,000	-	57,380	8,420	34,200
<b>Crystal Lake Middle School</b>						
ADA Renovate Restroom, Building Envelope Improvements (Roof, Window, Ext Wall, etc.), Conversion of Existing Space to Music and/or Art Lab(s), HVAC Improvements, Install Fire Alarm, Media Center improvements Project Number: P.000816	2,205,525	2,603,321	366,470	1,975,779	24,807	236,265
<b>Dandy, William Middle School</b>						
Building Envelope Improvements (Roof, Window, Ext Wall, etc.), Fire Alarm, Fire Sprinklers, HVAC Improvements, Replacement of building 18, Safety / Security Upgrade Project Number: P.001900	3,195,000	7,218,550	2,954,633	1,805,842	1,999,321	458,754

\* Project expenditures include, but are not limited to, construction costs, design costs, permitting costs, advertising costs during the planning and procurement phase, equipment, work orders, and Program Management fees.

This is a budget and expenditure activity report, and is not a construction status report.  
The accompanying introduction and notes are an integral part of this report.



# SMART Program Budget Activity Report

## Financially Active Projects Detail Schedule

for Quarter Ended December 31, 2021



GOB Referendum Approved by Voters on 11/4/2014 - 85 Months Since Approval

School/ Project	Original Budget	Current Budget	Prior Years Expenditures	Commitments	Current Year Expenditures	Balance
<b>Dania Elementary School</b>						
Art Room Renovation and Equipment, Building Envelope Improvements (Roof, Window, Ext Wall, etc.), Electrical Improvements, Media Center improvements, Music Room Renovation, Replacement of building 2, Safety / Security Upgrade Project Number: P.002061	2,502,000	2,502,000	279,962	142,835	88,097	1,991,106
School Choice Enhancement Project Number: P.002493	100,000	100,000	19,605	56,672	1,019	22,704
<b>Dave Thomas Education Center</b>						
Building Envelope Improvements (Roof, Window, Ext Wall, etc.), HVAC Improvements Project Number: P.001972	758,000	2,619,494	1,048,481	1,299,712	123,458	147,843
<b>Davie Elementary School</b>						
Building Envelope Improvements (Roof, Window, Ext Wall, etc.), Fire Sprinklers, HVAC Improvements, Media Center improvements, Safety / Security Upgrade Project Number: P.001899	2,876,000	5,096,700	4,272,077	101,394	379,105	344,124
<b>Deerfield Beach Elementary School</b>						
Building Envelope Improvements (Roof, Window, Ext Wall, etc.), Fire Alarm, Fire Sprinklers, HVAC Improvements, Media Center improvements, Renovations to Building 1 (Historic) Project Number: P.001820	6,233,445	5,611,445	1,013,660	3,047,382	924,620	625,783

\* Project expenditures include, but are not limited to, construction costs, design costs, permitting costs, advertising costs during the planning and procurement phase, equipment, work orders, and Program Management fees.

This is a budget and expenditure activity report, and is not a construction status report.  
The accompanying introduction and notes are an integral part of this report.



# SMART Program Budget Activity Report

## Financially Active Projects Detail Schedule

for Quarter Ended December 31, 2021



GOB Referendum Approved by Voters on 11/4/2014 - 85 Months Since Approval

School/ Project	Original Budget	Current Budget	Prior Years Expenditures	Commitments	Current Year Expenditures	Balance
<b>Deerfield Beach High School</b>						
Fire Sprinklers, Roof Repairs and HVAC Project Number: P.001694	8,774,000	7,359,400	1,912,014	4,467,685	788,227	191,474
Building Envelope Improvements (Roof, Window, Ext Wall, etc.), Electrical Improvements, Media Center improvements, Safety / Security Upgrade, STEM Lab improvements Project Number: P.002134	3,912,000	3,912,000	464,550	178,627	123,333	3,145,490
<b>Deerfield Beach Middle School</b>						
Building Envelope Improvements (Roof, Window, Ext Wall, etc.), Fire Alarm, Fire Sprinklers, HVAC Improvements, Media Center improvements Project Number: P.002142	4,333,000	4,333,000	651,456	403,352	145,045	3,133,147
<b>Deerfield Park Elementary School</b>						
Building Envelope Improvements (Roof, Window, Ext Wall, etc.), Fire Alarm, Fire Sprinklers, HVAC Improvements, PE/Athletic Improvements Project Number: P.002036	5,240,000	6,224,840	1,010,883	4,612,181	220,089	381,687
School Choice Enhancement Project Number: P.002314	100,000	100,000	47,616	50,775	-	1,609
<b>Dillard 6-12 School</b>						
Building Envelope Improvements (Roof, Window, Ext Wall, etc.), Electrical Improvements, Fire Sprinklers, HVAC Improvements, Safety / Security Upgrade Project Number: P.001726	4,232,000	9,631,232	3,784,625	4,166,172	1,259,400	421,035

\* Project expenditures include, but are not limited to, construction costs, design costs, permitting costs, advertising costs during the planning and procurement phase, equipment, work orders, and Program Management fees.

This is a budget and expenditure activity report, and is not a construction status report.  
The accompanying introduction and notes are an integral part of this report.



# SMART Program Budget Activity Report

## Financially Active Projects Detail Schedule

for Quarter Ended December 31, 2021



GOB Referendum Approved by Voters on 11/4/2014 - 85 Months Since Approval

School/ Project	Original Budget	Current Budget	Prior Years Expenditures	Commitments	Current Year Expenditures	Balance
<b>Dillard Elementary School</b>						
Building Envelope Improvements (Roof, Window, Ext Wall, etc.), HVAC Improvements Project Number: P.001915	1,677,000	4,093,371	481,728	3,219,372	62,984	329,287
<b>District Wide Non-Facility Funding</b>						
Single Point of Entry Upgrade Project Number: MODC85010	-	2,812,259	-	1,133,683	-	1,678,576
<b>Drew, Charles Elementary School</b>						
Building Envelope Improvements (Roof, Window, Ext Wall, etc.), Fire Alarm, Fire Sprinklers, HVAC Improvements Project Number: P.001818	3,017,000	3,017,000	388,403	66,338	46,495	2,515,764
<b>Drew, Charles Family Resource Center</b>						
Building Envelope Improvements (Roof, Window, Ext Wall, etc.), HVAC Improvements, Media Center improvements, Replacement of building 3, Replacement of building 5, Replacement of building 6 Project Number: P.001848	3,278,000	3,278,000	501,071	63,665	36,598	2,676,666
<b>Driftwood Elementary School</b>						
Building Envelope Improvements (Roof, Window, Ext Wall, etc.), Fire Sprinklers, HVAC Improvements Project Number: P.002064	1,735,000	1,735,000	349,308	79,462	75,726	1,230,504

\* Project expenditures include, but are not limited to, construction costs, design costs, permitting costs, advertising costs during the planning and procurement phase, equipment, work orders, and Program Management fees.

This is a budget and expenditure activity report, and is not a construction status report.  
The accompanying introduction and notes are an integral part of this report.



# SMART Program Budget Activity Report

## Financially Active Projects Detail Schedule

for Quarter Ended December 31, 2021



GOB Referendum Approved by Voters on 11/4/2014 - 85 Months Since Approval

School/ Project	Original Budget	Current Budget	Prior Years Expenditures	Commitments	Current Year Expenditures	Balance
<b>Driftwood Middle School</b>						
Art Room Renovation and Equipment, Building Envelope Improvements (Roof, Window, Ext Wall, etc.), Conversion of Existing Space to Music and/or Art Lab(s), Electrical Improvements, Fire Sprinklers, HVAC Improvements, Media Center improvements, Safety / Sec Project Number: P.001837	5,544,000	8,345,700	3,854,578	2,620,987	1,533,249	336,886
<b>Eagle Point Elementary School</b>						
Art Room Renovation and Equipment, Building Envelope Improvements (Roof, Window, Ext Wall, etc.), Conversion of Existing Space to Music and/or Art Lab(s), Fire Alarm, HVAC Improvements, Music Room Renovation Project Number: P.001746	4,820,000	6,145,450	3,048,512	1,846,914	397,233	852,791
<b>Ely, Blanche High School</b>						
ADA Stage Lift, Building Envelope Improvements (Roof, Window, Ext Wall, etc.), Fire Sprinklers, Gymnasium Accessibility, HVAC Improvements, IAQ & Fascia Replacement, Media Center improvements, Outdoor Dining Renovation, STEM Lab improvements Project Number: P.001646	14,674,436	21,984,436	18,232,273	1,311,131	1,804,121	636,911

\* Project expenditures include, but are not limited to, construction costs, design costs, permitting costs, advertising costs during the planning and procurement phase, equipment, work orders, and Program Management fees.

This is a budget and expenditure activity report, and is not a construction status report.  
The accompanying introduction and notes are an integral part of this report.



# SMART Program Budget Activity Report

## Financially Active Projects Detail Schedule

for Quarter Ended December 31, 2021



GOB Referendum Approved by Voters on 11/4/2014 - 85 Months Since Approval

School/ Project	Original Budget	Current Budget	Prior Years Expenditures	Commitments	Current Year Expenditures	Balance
<b>Embassy Creek Elementary School</b>						
Art Room Renovation and Equipment, Building Envelope Improvements (Roof, Window, Ext Wall, etc.), Conversion of Existing Space to Music and/or Art Lab(s), Fire Alarm, HVAC Improvements, Music Room Renovation Project Number: P.001897	3,524,000	4,864,700	3,324,386	261,283	907,166	371,865
<b>Endeavour Primary Learning Center</b>						
Building Envelope Improvements (Roof, Window, Ext Wall, etc.), HVAC Improvements Project Number: P.002111	957,000	2,360,790	769,205	1,431,420	24,365	135,800
School Choice Enhancement Project Number: P.002468	100,000	100,000	42,285	28,046	19,666	10,003
<b>Everglades Elementary School</b>						
School Choice Enhancement Project Number: P.001976	100,000	100,000	63,727	-	-	36,273
<b>Fairway Elementary School</b>						
Building Envelope Improvements (Roof, Window, Ext Wall, etc.), Electrical Improvements, Fire Alarm, HVAC Improvements, Media Center improvements, Safety / Security Upgrade Project Number: P.001785	4,003,000	7,510,900	5,962,442	239,587	834,561	474,310
<b>Falcon Cove Middle School</b>						
Building Envelope Improvements (Roof, Window, Ext Wall, etc.), CR Addition to allow for removal of portable buildings, HVAC Improvements Project Number: P.001902	10,741,000	23,450,425	13,824,516	3,468,918	3,429,983	2,727,008

\* Project expenditures include, but are not limited to, construction costs, design costs, permitting costs, advertising costs during the planning and procurement phase, equipment, work orders, and Program Management fees.

This is a budget and expenditure activity report, and is not a construction status report.  
The accompanying introduction and notes are an integral part of this report.



# SMART Program Budget Activity Report

## Financially Active Projects Detail Schedule

for Quarter Ended December 31, 2021



GOB Referendum Approved by Voters on 11/4/2014 - 85 Months Since Approval

School/ Project	Original Budget	Current Budget	Prior Years Expenditures	Commitments	Current Year Expenditures	Balance
<b>Flamingo Elementary School</b>						
Building Envelope Improvements (Roof, Window, Ext Wall, etc.), HVAC Improvements, Media Center improvements Project Number: P.002135	1,955,000	2,160,000	1,215,593	735,840	74,969	133,598
<b>Floranada Elementary School</b>						
Building Envelope Improvements (Roof, Window, Ext Wall, etc.), HVAC Improvements Project Number: P.002001	776,000	2,838,840	471,359	1,079,091	1,103,706	184,684
<b>Forest Glen Middle School</b>						
Building Envelope Improvements (Roof, Window, Ext Wall, etc.), Fire Sprinklers, HVAC Improvements Project Number: P.001865	5,189,000	9,047,800	8,261,596	247,134	136,297	402,773
<b>Forest Hills Elementary School</b>						
Fire Alarm Project Number: P.001678	293,000	293,000	40,082	-	-	252,918
<b>Fort Lauderdale High School</b>						
Building Envelope Improvements (Roof, Window, Ext Wall, etc.), Electrical Improvements, HVAC Improvements Project Number: P.001839	2,409,000	3,772,887	2,234,006	193,405	98,978	1,246,498
<b>Gator Run Elementary School</b>						
Art Room Renovation and Equipment, Building Envelope Improvements (Roof, Window, Ext Wall, etc.), Conversion of Existing Space to Music and/or Art Lab(s), HVAC Improvements, Music Room Renovation Project Number: P.001863	2,571,000	4,106,323	3,334,725	146,871	377,133	247,594

\* Project expenditures include, but are not limited to, construction costs, design costs, permitting costs, advertising costs during the planning and procurement phase, equipment, work orders, and Program Management fees.

This is a budget and expenditure activity report, and is not a construction status report.  
The accompanying introduction and notes are an integral part of this report.



# SMART Program Budget Activity Report

## Financially Active Projects Detail Schedule

for Quarter Ended December 31, 2021



GOB Referendum Approved by Voters on 11/4/2014 - 85 Months Since Approval

School/ Project	Original Budget	Current Budget	Prior Years Expenditures	Commitments	Current Year Expenditures	Balance
<b>Glades Middle School</b>						
Building Envelope Improvements (Roof, Window, Ext Wall, etc.), HVAC Improvements Project Number: P.001968	386,000	386,000	71,278	17,174	4,893	292,655
<b>Griffin Elementary School</b>						
Building Envelope Improvements (Roof, Window, Ext Wall, etc.), Fire Alarm, HVAC Improvements, Media Center improvements, PE/Athletic Improvements, Safety / Security Upgrade Project Number: P.001745	2,258,000	4,126,208	3,588,229	145,226	120,491	272,262
<b>Gulfstream Academy of Hallandale Beach K-8(Hallandale Elementary School)</b>						
Building Envelope Improvements (Roof, Window, Ext Wall, etc.), HVAC Improvements Project Number: P.002072	1,090,000	2,234,821	224,922	1,765,703	65,083	179,113
<b>Gulfstream Early Learning Center of Excellence</b>						
Building Envelope Improvements (Roof, Window, Ext Wall, etc.), Fire Alarm, HVAC Improvements, Replacement of building 4 Project Number: P.002055	4,821,000	6,405,000	1,993,178	1,557,214	2,556,513	298,095
School Choice Enhancement Project Number: P.002360	100,000	100,000	29,660	3,154	7,500	59,686

\* Project expenditures include, but are not limited to, construction costs, design costs, permitting costs, advertising costs during the planning and procurement phase, equipment, work orders, and Program Management fees.

This is a budget and expenditure activity report, and is not a construction status report.  
The accompanying introduction and notes are an integral part of this report.



# SMART Program Budget Activity Report

## Financially Active Projects Detail Schedule

for Quarter Ended December 31, 2021



GOB Referendum Approved by Voters on 11/4/2014 - 85 Months Since Approval

School/ Project	Original Budget	Current Budget	Prior Years Expenditures	Commitments	Current Year Expenditures	Balance
<b>Hallandale High School</b>						
Building Envelope Improvements (Roof, Window, Ext Wall, etc.), Electrical Improvements, Fire Alarm, Fire Sprinklers, HVAC Improvements, Media Center improvements, STEM Lab improvements Project Number: P.002115	7,019,666	8,013,731	779,934	205,029	131,410	6,897,358
School Choice Enhancement Project Number: P.002434	100,000	100,000	65,078	34,890	-	32
<b>Harbordale Elementary School</b>						
Building Envelope Improvements (Roof, Window, Ext Wall, etc.), HVAC Improvements Project Number: P.002068	1,049,000	2,074,121	184,874	1,685,893	29,821	173,533
School Choice Enhancement Project Number: P.002374	100,000	100,000	91,193	5,125	3,620	62
<b>Hawkes Bluff Elementary School</b>						
Building Envelope Improvements (Roof, Window, Ext Wall, etc.), HVAC Improvements Project Number: P.001784	2,903,000	6,809,437	5,743,770	335,886	43,764	686,017
<b>Henry D. Perry Education Center</b>						
Building Envelope Improvements (Roof, Window, Ext Wall, etc.), Fire Alarm, Fire Sprinklers, HVAC Improvements Project Number: P.001986	5,807,000	9,308,580	3,599,430	2,605,235	2,884,652	219,263

\* Project expenditures include, but are not limited to, construction costs, design costs, permitting costs, advertising costs during the planning and procurement phase, equipment, work orders, and Program Management fees.

This is a budget and expenditure activity report, and is not a construction status report.  
The accompanying introduction and notes are an integral part of this report.



# SMART Program Budget Activity Report

## Financially Active Projects Detail Schedule

for Quarter Ended December 31, 2021



GOB Referendum Approved by Voters on 11/4/2014 - 85 Months Since Approval

School/ Project	Original Budget	Current Budget	Prior Years Expenditures	Commitments	Current Year Expenditures	Balance
<b>Heron Heights Elementary School</b>						
Building Envelope Improvements (Roof, Window, Ext Wall, etc.), Conversion of Existing Space to Music and/or Art Lab(s), HVAC Improvements, Music Room Renovations Project Number: P.002147	657,000	657,000	107,744	42,655	11,755	494,846
<b>Hollywood Central Elementary School</b>						
Building Envelope Improvements (Roof, Window, Ext Wall, etc.), Electrical Improvements, HVAC Improvements, Safety / Security Upgrade Project Number: P.001983	4,817,000	8,658,350	6,273,178	381,083	1,712,461	291,628
<b>Hollywood Hills Elementary School</b>						
Building Envelope Improvements (Roof, Window, Ext Wall, etc.), Electrical Improvements, Fire Sprinklers, HVAC Improvements, Safety / Security Upgrade Project Number: P.001845	2,999,000	2,999,000	521,556	89,680	82,926	2,304,838
<b>Hollywood Hills High School</b>						
Electrical Improvements, Fire Alarm, Fire Sprinklers, HVAC Improvements, Media Center improvements, Roof Replacement, Safety / Security Upgrade, STEM Lab improvements Project Number: P.001806	15,061,000	22,215,351	17,475,361	1,380,290	2,894,787	464,913

\* Project expenditures include, but are not limited to, construction costs, design costs, permitting costs, advertising costs during the planning and procurement phase, equipment, work orders, and Program Management fees.

This is a budget and expenditure activity report, and is not a construction status report.  
The accompanying introduction and notes are an integral part of this report.



# SMART Program Budget Activity Report

## Financially Active Projects Detail Schedule

for Quarter Ended December 31, 2021



GOB Referendum Approved by Voters on 11/4/2014 - 85 Months Since Approval

School/ Project	Original Budget	Current Budget	Prior Years Expenditures	Commitments	Current Year Expenditures	Balance
<b>Hollywood Park Elementary School</b>						
Building Envelope Improvements (Roof, Window, Ext Wall, etc.), Electrical Improvements, Fire Sprinklers, HVAC Improvements, Media Center improvements Project Number: P.001788	4,185,000	6,965,250	1,411,741	1,998,251	3,130,035	425,223
<b>Horizon Elementary School</b>						
Building Envelope Improvements (Roof, Window, Ext Wall, etc.), HVAC Improvements, Media Center improvements Project Number: P.002038	813,000	1,539,000	236,498	276,995	927,832	97,675
<b>Hunt, James S. Elementary School</b>						
Building Envelope Improvements (Roof, Window, Ext Wall, etc.), Fire Alarm, Fire Sprinklers, HVAC Improvements, Media Center improvements Project Number: P.002059	4,833,000	4,833,000	1,018,481	120,461	83,731	3,610,327
<b>Indian Trace Elementary School</b>						
Building Envelope Improvements (Roof, Window, Ext Wall, etc.), Fire Alarm, HVAC Improvements Project Number: P.001980	3,530,000	3,530,000	875,706	167,387	117,900	2,369,007
<b>Lake Forest Elementary School</b>						
Building Envelope Improvements (Roof, Window, Ext Wall, etc.), HVAC Improvements Project Number: P.001886	1,913,000	3,171,161	1,377,932	426,984	806,738	559,507
School Choice Enhancement Project Number: P.002217	100,000	100,000	91,231	3,523	722	4,524

\* Project expenditures include, but are not limited to, construction costs, design costs, permitting costs, advertising costs during the planning and procurement phase, equipment, work orders, and Program Management fees.

This is a budget and expenditure activity report, and is not a construction status report.  
The accompanying introduction and notes are an integral part of this report.



# SMART Program Budget Activity Report

## Financially Active Projects Detail Schedule

for Quarter Ended December 31, 2021



GOB Referendum Approved by Voters on 11/4/2014 - 85 Months Since Approval

School/ Project	Original Budget	Current Budget	Prior Years Expenditures	Commitments	Current Year Expenditures	Balance
<b>Lakeside Elementary School</b>						
Building Envelope Improvements (Roof, Window, Ext Wall, etc.), HVAC Improvements Project Number: P.002070	2,899,000	4,284,240	392,132	3,402,045	94,626	395,437
School Choice Enhancement Project Number: P.002450	100,000	100,000	90,694	4,250	5,045	11
<b>Larkdale Elementary School</b>						
Building Envelope Improvements (Roof, Window, Ext Wall, etc.), Fire Alarm, HVAC Improvements, Replacement of building 1 Project Number: P.002073	1,401,000	2,690,350	430,567	1,449,955	531,505	278,323
School Choice Enhancement Project Number: P.002501	100,000	100,000	-	65,792	34,208	-
<b>Lauderdale Lakes Middle School</b>						
Fire Alarm, Fire Sprinklers, Media Center improvements, Roof repair, stucco and waterproof, interior repairs, HVAC - evaluation, test/balance and repair, etc. Project Number: P.001637	6,481,000	7,421,670	5,185,078	110,249	249,140	1,877,203
Kitchen HVAC Project Number: P.002813	-	680,500	-	14,600	15,900	650,000
<b>Lauderdale Manors Early Learning and Resource Center</b>						
Building Envelope Improvements (Roof, Window, Ext Wall, etc.), HVAC Improvements, Renovate Restroom Project Number: P.001635	2,974,056	6,950,500	645,364	86,700	-	6,218,436

\* Project expenditures include, but are not limited to, construction costs, design costs, permitting costs, advertising costs during the planning and procurement phase, equipment, work orders, and Program Management fees.

This is a budget and expenditure activity report, and is not a construction status report.  
The accompanying introduction and notes are an integral part of this report.



# SMART Program Budget Activity Report

## Financially Active Projects Detail Schedule

for Quarter Ended December 31, 2021



GOB Referendum Approved by Voters on 11/4/2014 - 85 Months Since Approval

School/ Project	Original Budget	Current Budget	Prior Years Expenditures	Commitments	Current Year Expenditures	Balance
<b>Lauderhill 6-12 School</b>						
Fire Alarm, Fire Sprinklers, HVAC Improvements, Media Center improvements, Roof repairs, new elevator, remodel mezzanine, covered walkway, gym lights Project Number: P.001801	6,005,000	5,974,500	978,410	101,370	52,033	4,842,687
Kitchen HVAC Project Number: P.002812	-	680,500	-	14,600	15,900	650,000
<b>Lauderhill-Paul Turner Elementary School</b>						
Building Envelope Improvements (Roof, Window, Ext Wall, etc.), Fire Sprinklers, HVAC Improvements Project Number: P.002066	2,295,000	4,198,797	380,325	2,722,891	68,558	1,027,023
School Choice Enhancement Project Number: P.002596	100,000	100,000	-	51,902	41,906	6,192
<b>Lloyd Estates Elementary School</b>						
Building Envelope Improvements (Roof, Window, Ext Wall, etc.), Fire Alarm, Fire Sprinklers, HVAC Improvements, Media Center improvements Project Number: P.001824	2,252,000	2,252,000	340,006	40,203	-	1,871,791
<b>Lyons Creek Middle School</b>						
Art Room Renovation and Equipment, Building Envelope Improvements (Roof, Window, Ext Wall, etc.), Conversion of Existing Space to Music and/or Art Lab(s), HVAC Improvements, Music Room Renovation Project Number: P.002141	3,049,000	3,049,000	444,758	132,393	133,333	2,338,516
School Choice Enhancement Project Number: P.002344	100,000	100,000	68,445	25,090	-	6,465

\* Project expenditures include, but are not limited to, construction costs, design costs, permitting costs, advertising costs during the planning and procurement phase, equipment, work orders, and Program Management fees.

This is a budget and expenditure activity report, and is not a construction status report.  
The accompanying introduction and notes are an integral part of this report.



# SMART Program Budget Activity Report

## Financially Active Projects Detail Schedule

for Quarter Ended December 31, 2021



GOB Referendum Approved by Voters on 11/4/2014 - 85 Months Since Approval

School/ Project	Original Budget	Current Budget	Prior Years Expenditures	Commitments	Current Year Expenditures	Balance
<b>Maplewood Elementary School</b>						
ADA Restrooms & Fire Sprinkler and Restrooms, Building Envelope Improvements (Roof, Window, Ext Wall, etc.), Fire Alarm Project Number: P.001639	2,279,629	4,575,455	2,889,218	571,994	950,075	164,168
HVAC Improvements, Media Center improvements Project Number: P.001998	362,000	362,000	219,350	32,964	40,787	68,899
<b>Margate Elementary School</b>						
Building Envelope Improvements (Roof, Window, Ext Wall, etc.), Conversion of Existing Space to Music and/or Art Lab(s), Fire Sprinklers, HVAC Improvements, Music Room Renovation, Replacement of building 1 Project Number: P.001647	4,618,753	3,946,633	1,956,241	904,893	683,738	401,761
School Choice Enhancement Project Number: P.001698	100,000	100,000	61,906	38,648	-555	1
<b>Margate Middle School</b>						
Art Room Renovation and Equipment, Building Envelope Improvements (Roof, Window, Ext Wall, etc.), Conversion of Existing Space to Music and/or Art Lab(s), Electrical Improvements, Fire Alarm, Fire Sprinklers, HVAC Improvements, Media Center improvements, Project Number: P.001836	8,869,000	8,869,000	1,721,638	222,221	138,237	6,786,904

\* Project expenditures include, but are not limited to, construction costs, design costs, permitting costs, advertising costs during the planning and procurement phase, equipment, work orders, and Program Management fees.

This is a budget and expenditure activity report, and is not a construction status report.  
The accompanying introduction and notes are an integral part of this report.



# SMART Program Budget Activity Report

## Financially Active Projects Detail Schedule

for Quarter Ended December 31, 2021



GOB Referendum Approved by Voters on 11/4/2014 - 85 Months Since Approval

School/ Project	Original Budget	Current Budget	Prior Years Expenditures	Commitments	Current Year Expenditures	Balance
<b>Markham, C. Robert Elementary School</b>						
Building Envelope Improvements (Roof, Window, Ext Wall, etc.), Fire Alarm, Fire Sprinklers, HVAC Improvements, Replacement of building 1 Project Number: P.001920	9,159,000	7,913,830	1,703,775	4,494,567	847,052	868,436
<b>McArthur High School</b>						
Building Envelope Improvements (Roof, Window, Ext Wall, etc.), Electrical Improvements, Fire Sprinklers, HVAC Improvements, Media Center improvements, Replacement of building 1, Replacement of building 6, Safety / Security Upgrade, STEM Lab improvements Project Number: P.001954	16,702,000	15,811,496	2,167,308	664,730	289,938	12,689,520
<b>McFatter Technical College</b>						
ADA Renovate Restroom, Building Envelope Improvements (Roof, Window, Ext Wall, etc.), Electrical Improvements, Fire Alarm, Fire Sprinklers, HVAC repairs to include buildings 1,2,4,5., Media Center improvements, Safety / Security Upgrade Project Number: P.001658	7,371,525	9,111,585	1,228,922	6,412,793	131,037	1,338,833
<b>McFatter Technical, Broward Fire Academy</b>						
Building Envelope Improvements (Roof, Window, Ext Wall, etc.), Fire Sprinklers Project Number: P.001965	256,000	614,512	57,894	524,632	-	31,986

\* Project expenditures include, but are not limited to, construction costs, design costs, permitting costs, advertising costs during the planning and procurement phase, equipment, work orders, and Program Management fees.

This is a budget and expenditure activity report, and is not a construction status report.  
The accompanying introduction and notes are an integral part of this report.



# SMART Program Budget Activity Report

## Financially Active Projects Detail Schedule

for Quarter Ended December 31, 2021



GOB Referendum Approved by Voters on 11/4/2014 - 85 Months Since Approval

School/ Project	Original Budget	Current Budget	Prior Years Expenditures	Commitments	Current Year Expenditures	Balance
<b>McNab Elementary School</b>						
Building Envelope Improvements (Roof, Window, Ext Wall, etc.), HVAC Improvements Project Number: P.001964	1,295,000	3,210,437	2,908,923	172,537	37,800	91,177
<b>Meadowbrook Elementary School</b>						
Building Envelope Improvements (Roof, Window, Ext Wall, etc.), Electrical Improvements, Fire Sprinklers, HVAC Improvements Project Number: P.002083	1,061,000	893,500	202,585	447,231	145,504	98,180
<b>Millennium 6-12 Collegiate Academy</b>						
Art Room Renovation and Equipment, Building Envelope Improvements (Roof, Window, Ext Wall, etc.), Conversion of Existing Space to Music and/or Art Lab(s), Fire Alarm, HVAC Improvements Project Number: P.002046	2,935,000	5,572,600	507,976	4,489,063	216,653	358,908
<b>Miramar High School</b>						
Building Envelope Improvements (Roof, Window, Ext Wall, etc.), Conversion of Existing Space to Music and/or Art Lab(s), Electrical Improvements, Fire Alarm, Fire Sprinklers, HVAC Improvements, Media Center improvements, Music Room Renovation, STEM Lab imp Project Number: P.002003	11,007,000	21,538,560	1,937,755	282,303	292,885	19,025,617

\* Project expenditures include, but are not limited to, construction costs, design costs, permitting costs, advertising costs during the planning and procurement phase, equipment, work orders, and Program Management fees.

This is a budget and expenditure activity report, and is not a construction status report.  
The accompanying introduction and notes are an integral part of this report.



# SMART Program Budget Activity Report

## Financially Active Projects Detail Schedule

for Quarter Ended December 31, 2021



GOB Referendum Approved by Voters on 11/4/2014 - 85 Months Since Approval

School/ Project	Original Budget	Current Budget	Prior Years Expenditures	Commitments	Current Year Expenditures	Balance
<b>Mirror Lake Elementary School</b>						
Building Envelope Improvements (Roof, Window, Ext Wall, etc.), Fire Sprinklers, HVAC Improvements, Media Center improvements Project Number: P.002011	1,720,000	3,833,400	3,524,500	120,536	70,788	117,576
<b>Monarch High School</b>						
Building Envelope Improvements (Roof, Window, Ext Wall, etc.), HVAC Improvements Project Number: P.002148	2,224,000	2,224,000	396,229	114,003	79,775	1,633,993
<b>Morrow Elementary School</b>						
School Choice Enhancement Project Number: P.001925	100,000	100,000	78,821	-	-	21,179
<b>New Renaissance Middle School</b>						
Building Envelope Improvements (Roof, Window, Ext Wall, etc.), HVAC Improvements Project Number: P.002143	3,554,000	3,554,000	528,766	167,842	110,607	2,746,785
School Choice Enhancement Project Number: P.002365	100,000	100,000	17,216	-	38,295	44,489
<b>New River Middle School</b>						
Building Envelope Improvements (Roof, Window, Ext Wall, etc.), HVAC Improvements Project Number: P.001710	2,242,000	4,324,600	1,276,670	2,114,707	457,662	475,561

\* Project expenditures include, but are not limited to, construction costs, design costs, permitting costs, advertising costs during the planning and procurement phase, equipment, work orders, and Program Management fees.

This is a budget and expenditure activity report, and is not a construction status report.  
The accompanying introduction and notes are an integral part of this report.



# SMART Program Budget Activity Report

## Financially Active Projects Detail Schedule

for Quarter Ended December 31, 2021



GOB Referendum Approved by Voters on 11/4/2014 - 85 Months Since Approval

School/ Project	Original Budget	Current Budget	Prior Years Expenditures	Commitments	Current Year Expenditures	Balance
<b>Nob Hill Elementary School</b>						
Building Envelope Improvements (Roof, Window, Ext Wall, etc.), Electrical Improvements, Fire Alarm, Fire Sprinklers, HVAC Improvements, Media Center improvements Project Number: P.002112	1,859,000	2,750,000	288,947	2,095,407	40,059	325,587
<b>Norcrest Elementary School</b>						
Building Envelope Improvements (Roof, Window, Ext Wall, etc.), HVAC Improvements, Media Center improvements Project Number: P.001969	2,110,000	3,182,500	2,470,671	104,849	422,363	184,617
<b>North Andrews Gardens Elementary School</b>						
Building Envelope Improvements (Roof, Window, Ext Wall, etc.), Fire Sprinklers, HVAC Improvements Project Number: P.001890	2,278,000	2,278,000	522,790	70,029	86,359	1,598,822
<b>North Fork Elementary School</b>						
Building Envelope Improvements (Roof, Window, Ext Wall, etc.), Fire Sprinklers, HVAC Improvements Project Number: P.001849	1,933,000	1,933,000	369,991	-	32,278	1,530,731
School Choice Enhancement Project Number: P.002204	100,000	100,000	97,192	-	-	2,808

\* Project expenditures include, but are not limited to, construction costs, design costs, permitting costs, advertising costs during the planning and procurement phase, equipment, work orders, and Program Management fees.

This is a budget and expenditure activity report, and is not a construction status report.  
The accompanying introduction and notes are an integral part of this report.



# SMART Program Budget Activity Report

## Financially Active Projects Detail Schedule

for Quarter Ended December 31, 2021



GOB Referendum Approved by Voters on 11/4/2014 - 85 Months Since Approval

School/ Project	Original Budget	Current Budget	Prior Years Expenditures	Commitments	Current Year Expenditures	Balance
<b>North Lauderdale Elementary School</b>						
Building Envelope Improvements (Roof, Window, Ext Wall, etc.), Fire Alarm, Fire Sprinklers, HVAC Improvements, Media Center improvements Project Number: P.001903	1,436,000	2,529,350	271,214	48,671	32,043	2,177,422
School Choice Enhancement Project Number: P.001907	100,000	100,000	69,426	-	-	30,574
<b>North Side Elementary School</b>						
Building Envelope Improvements (Roof, Window, Ext Wall, etc.), HVAC Improvements Project Number: P.001992	1,696,000	3,465,430	1,964,017	1,298,514	91,112	111,787
<b>Northeast High School</b>						
ADA renovations related to educational adequacy, Electrical Improvements, Fire Alarm, Fire Sprinklers, HVAC Improvements, Re-Roofing, Safety / Security Upgrade, STEM Lab improvements Project Number: P.001684	14,426,000	25,252,440	6,437,899	10,956,189	7,132,652	725,700
School Choice Enhancement Project Number: P.001758	100,000	100,000	91,421	836	-	7,743
Demolition to Building 8, 9, 10, 11 and 27, Renovations to Building 12 Locker Rooms, Building 7 A/C for PE Locker Rooms, 24-Classroom New Addition Project Number: P.002301	-	17,840,962	1,449,454	417,496	298,703	15,675,309
<b>Nova Blanche Forman Elementary School</b>						
Building Envelope Improvements (Roof, Window, Ext Wall, etc.), HVAC Improvements Project Number: P.002149	1,748,000	3,633,055	388,504	2,879,159	54,126	311,266

\* Project expenditures include, but are not limited to, construction costs, design costs, permitting costs, advertising costs during the planning and procurement phase, equipment, work orders, and Program Management fees.

This is a budget and expenditure activity report, and is not a construction status report.  
The accompanying introduction and notes are an integral part of this report.



# SMART Program Budget Activity Report

## Financially Active Projects Detail Schedule

for Quarter Ended December 31, 2021



GOB Referendum Approved by Voters on 11/4/2014 - 85 Months Since Approval

School/ Project	Original Budget	Current Budget	Prior Years Expenditures	Commitments	Current Year Expenditures	Balance
<b>Nova Dwight D Eisenhower Elementary School</b>						
Building Envelope Improvements (Roof, Window, Ext Wall, etc.), Fire Alarm, Electrical Improvements, Media Center Improvements Project Number: P.002145	1,031,000	1,031,000	160,294	45,127	26,388	799,191
School Choice Enhancement Project Number: P.002459	100,000	100,000	54,726	18,070	-	27,204
<b>Nova High School</b>						
Art Room Renovation and Equipment, Building Envelope Improvements (Roof, Window, Ext Wall, etc.), Electrical Improvements, Fire Alarm, HVAC Improvements, Media Center improvements, Music Room Renovation, Safety / Security Upgrade, STEM Lab improvements Project Number: P.001817	19,833,000	31,826,745	19,375,497	8,860,574	2,690,612	900,062
<b>Nova Middle School</b>						
Art Room Renovation and Equipment, Building Envelope Improvements (Roof, Window, Ext Wall, etc.), Conversion of Existing Space to Music and/or Art Lab(s), HVAC Improvements Project Number: P.001898	2,602,000	6,639,300	560,518	93,745	96,428	5,888,609
<b>Oakland Park Elementary School</b>						
Building Envelope Improvements (Roof, Window, Ext Wall, etc.), Electrical Improvements, Fire Alarm, HVAC Improvements Project Number: P.001895	3,061,000	5,762,330	2,972,452	1,301,878	1,181,338	306,662

\* Project expenditures include, but are not limited to, construction costs, design costs, permitting costs, advertising costs during the planning and procurement phase, equipment, work orders, and Program Management fees.

This is a budget and expenditure activity report, and is not a construction status report.  
The accompanying introduction and notes are an integral part of this report.



# SMART Program Budget Activity Report

## Financially Active Projects Detail Schedule

for Quarter Ended December 31, 2021



GOB Referendum Approved by Voters on 11/4/2014 - 85 Months Since Approval

School/ Project	Original Budget	Current Budget	Prior Years Expenditures	Commitments	Current Year Expenditures	Balance
<b>Oakland Park Elementary School</b>						
School Choice Enhancement Project Number: P.002007	100,000	100,000	88,199	-	-	11,801
<b>Oakridge Elementary School</b>						
Building Envelope Improvements (Roof, Window, Ext Wall, etc.), Fire Alarm, HVAC Improvements, Media Center improvements, Replacement of building 2 Project Number: P.001712	3,606,000	5,079,860	2,570,377	2,062,052	432,848	14,583
Completion of Building 2 (Cafeteria / Kitchen) Interior Renovations. Project Number: P.002663	-	600,000	-	215,322	384,678	-
<b>Olsen Middle School</b>						
Building Envelope Improvements (Roof, Window, Ext Wall, etc.), Electrical Improvements, Fire Sprinklers, HVAC Improvements, Media Center improvements, Safety / Security Upgrade Project Number: P.001955	7,073,000	11,054,315	1,577,254	7,114,678	1,714,386	647,997
<b>Oriole Elementary School</b>						
ADA Restrooms, Building Envelope Improvements (Roof, Window, Ext Wall, etc.), Fire Alarm, Fire Sprinklers, HVAC Improvements, Media Center improvements Project Number: P.001970	3,176,000	7,166,974	624,732	5,720,182	122,076	699,984
<b>Palm Cove Elementary School</b>						
School Choice Enhancement Project Number: P.002420	100,000	100,000	48,030	-	-	51,970

\* Project expenditures include, but are not limited to, construction costs, design costs, permitting costs, advertising costs during the planning and procurement phase, equipment, work orders, and Program Management fees.

This is a budget and expenditure activity report, and is not a construction status report.  
The accompanying introduction and notes are an integral part of this report.



# SMART Program Budget Activity Report

## Financially Active Projects Detail Schedule

for Quarter Ended December 31, 2021



GOB Referendum Approved by Voters on 11/4/2014 - 85 Months Since Approval

School/ Project	Original Budget	Current Budget	Prior Years Expenditures	Commitments	Current Year Expenditures	Balance
<b>Palmview Elementary School</b>						
Building Envelope Improvements (Roof, Window, Ext Wall, etc.), Fire Sprinklers, HVAC Improvements, Media Center improvements Project Number: P.002084	3,952,000	3,952,000	642,105	130,801	68,480	3,110,614
School Choice Enhancement Project Number: P.002858	100,000	100,000	-	42,885	-	57,115
<b>Panther Run Elementary School</b>						
School Choice Enhancement Project Number: P.002354	100,000	100,000	90,842	5,348	3,810	-
<b>Park Ridge Elementary School</b>						
Building Envelope Improvements (Roof, Window, Ext Wall, etc.), Fire Alarm, HVAC Improvements, Media Center improvements Project Number: P.001844	2,184,000	4,463,697	428,940	2,706,744	47,930	1,280,083
School Choice Enhancement Project Number: P.002455	100,000	100,000	87,702	12,065	-	233
<b>Park Springs Elementary School</b>						
Building Envelope Improvements (Roof, Window, Ext Wall, etc.), Conversion of Existing Space to Music and/or Art Lab(s), Fire Sprinklers and Fire Alarm, HVAC Improvements, Music Room Renovation Project Number: P.002062	5,021,000	5,021,000	786,884	205,813	115,113	3,913,190

\* Project expenditures include, but are not limited to, construction costs, design costs, permitting costs, advertising costs during the planning and procurement phase, equipment, work orders, and Program Management fees.

This is a budget and expenditure activity report, and is not a construction status report.  
The accompanying introduction and notes are an integral part of this report.



# SMART Program Budget Activity Report

## Financially Active Projects Detail Schedule

for Quarter Ended December 31, 2021



GOB Referendum Approved by Voters on 11/4/2014 - 85 Months Since Approval

School/ Project	Original Budget	Current Budget	Prior Years Expenditures	Commitments	Current Year Expenditures	Balance
<b>Park Trails Elementary School</b>						
Art Room Renovation and Equipment, Building Envelope Improvements (Roof, Window, Ext Wall, etc.), Conversion of Existing Space to Music and/or Art Lab(s), Fire Alarm, HVAC Improvements, Music Room Renovation Project Number: P.002116	2,314,000	3,584,690	547,475	1,590,641	942,002	504,572
School Choice Enhancement Project Number: P.002465	100,000	100,000	-	76,937	18,397	4,666
<b>Parkside Elementary School</b>						
Building Envelope Improvements (Roof, Window, Ext Wall, etc.), HVAC Improvements Project Number: P.002082	846,000	2,505,175	192,102	2,042,973	85,316	184,784
School Choice Enhancement Project Number: P.002478	100,000	100,000	45,947	34,016	2,790	17,247
<b>Parkway Middle School</b>						
Fire Sprinklers, HVAC Improvements, Media Center improvements Project Number: P.001807	3,166,640	4,878,330	626,164	1,339,688	1,629,290	1,283,188
School Choice Enhancement Project Number: P.002477	100,000	100,000	92,943	-	3,057	4,000
<b>Pasadena Lakes Elementary School</b>						
Building Envelope Improvements (Roof, Window, Ext Wall, etc.), Fire Sprinklers, HVAC Improvements, Media Center improvements Project Number: P.001634	4,023,000	8,221,410	894,451	6,257,078	505,454	564,427

\* Project expenditures include, but are not limited to, construction costs, design costs, permitting costs, advertising costs during the planning and procurement phase, equipment, work orders, and Program Management fees.

This is a budget and expenditure activity report, and is not a construction status report.  
The accompanying introduction and notes are an integral part of this report.



# SMART Program Budget Activity Report

## Financially Active Projects Detail Schedule

for Quarter Ended December 31, 2021



GOB Referendum Approved by Voters on 11/4/2014 - 85 Months Since Approval

School/ Project	Original Budget	Current Budget	Prior Years Expenditures	Commitments	Current Year Expenditures	Balance
<b>Pembroke Lakes Elementary School</b>						
Building Envelope Improvements (Roof, Window, Ext Wall, etc.), Fire Alarm, HVAC Improvements, Media Center improvements Project Number: P.001842	2,554,000	2,656,900	540,461	1,718,909	114,514	283,016
Emergency Temporary Roofing for Building 1 Project Number: P.002779	-	2,205,000	-	1,021,992	-	1,183,008
<b>Pembroke Pines Elementary School</b>						
Building Envelope Improvements (Roof, Window, Ext Wall, etc.), Electrical Improvements, HVAC Improvements, Media Center improvements, Safety / Security Upgrade Project Number: P.001864	3,909,000	5,084,000	1,076,085	2,965,961	757,433	284,521
<b>Perry, Annabel C. Elementary School</b>						
Kitchen HVAC Project Number: P.002814	-	680,500	-	14,600	16,850	649,050
<b>Peters Elementary School</b>						
Building Envelope Improvements (Roof, Window, Ext Wall, etc.), Fire Alarm, Fire Sprinklers, HVAC Improvements, Media Center improvements Project Number: P.002041	3,038,000	3,038,000	554,622	73,887	88,808	2,320,683
<b>Pines Lakes Elementary School</b>						
Building Envelope Improvements (Roof, Window, Ext Wall, etc.), Fire Sprinklers, HVAC Improvements, Media Center improvements Project Number: P.002004	1,483,000	1,725,000	339,864	443,189	845,966	95,981

\* Project expenditures include, but are not limited to, construction costs, design costs, permitting costs, advertising costs during the planning and procurement phase, equipment, work orders, and Program Management fees.

This is a budget and expenditure activity report, and is not a construction status report.  
The accompanying introduction and notes are an integral part of this report.



# SMART Program Budget Activity Report

## Financially Active Projects Detail Schedule

for Quarter Ended December 31, 2021



GOB Referendum Approved by Voters on 11/4/2014 - 85 Months Since Approval

School/ Project	Original Budget	Current Budget	Prior Years Expenditures	Commitments	Current Year Expenditures	Balance
<b>Pines Lakes Elementary School</b>						
School Choice Enhancement Project Number: P.002266	100,000	100,000	42,588	57,120	-	292
<b>Pines Middle School</b>						
Building Envelope Improvements (Roof, Window, Ext Wall, etc.), HVAC Improvements Project Number: P.002130	395,000	701,730	52,286	595,997	5,556	47,891
School Choice Enhancement Project Number: P.002547	100,000	100,000	1,672	40,803	47,541	9,984
<b>Piper High School</b>						
Building Envelope Improvements (Roof, Window, Ext Wall, etc.), Electrical Improvements, Fire Sprinklers, HVAC Improvements, Media Center improvements, Safety / Security Upgrade, STEM Lab improvements Project Number: P.001744	14,921,000	20,491,400	14,914,878	1,306,806	3,197,021	1,072,695
<b>Plantation High School</b>						
Building Envelope Improvements (Roof, Window, Ext Wall, etc.), Fire Sprinklers, HVAC Improvements, Media Center improvements, Replace Building 2, Safety / Security Upgrade, STEM Lab improvements Project Number: P.001916	14,949,000	14,949,000	1,916,686	929,219	195,159	11,907,936
<b>Plantation Middle School</b>						
Building Envelope Improvements (Roof, Window, Ext Wall, etc.), Electrical Improvements, Fire Sprinklers, HVAC Improvements, Media Center improvements Project Number: P.001729	3,448,000	6,636,300	951,236	4,953,323	143,257	588,484

\* Project expenditures include, but are not limited to, construction costs, design costs, permitting costs, advertising costs during the planning and procurement phase, equipment, work orders, and Program Management fees.

This is a budget and expenditure activity report, and is not a construction status report.  
The accompanying introduction and notes are an integral part of this report.



# SMART Program Budget Activity Report

## Financially Active Projects Detail Schedule

for Quarter Ended December 31, 2021



GOB Referendum Approved by Voters on 11/4/2014 - 85 Months Since Approval

School/ Project	Original Budget	Current Budget	Prior Years Expenditures	Commitments	Current Year Expenditures	Balance
<b>Plantation Park Elementary School</b>						
Building Envelope Improvements (Roof, Window, Ext Wall, etc.), Fire Alarm, HVAC Improvements, Media Center improvements Project Number: P.002136	1,983,000	3,234,546	270,485	2,547,652	55,416	360,993
School Choice Enhancement Project Number: P.002377	100,000	100,000	63,883	13,572	22,544	1
<b>Pompano Beach Elementary School</b>						
Building Envelope Improvements (Roof, Window, Ext Wall, etc.), Electrical Improvements, Fire Alarm, Fire Sprinklers, HVAC Improvements, Replacement of building 3 Project Number: P.001713	5,224,000	6,614,551	5,903,378	37,234	23,990	649,949
<b>Pompano Beach High School</b>						
Art Room Renovation and Equipment, Building Envelope Improvements (Roof, Window, Ext Wall, etc.), Conversion of Existing Space to Music and/or Art Lab(s), Fire Sprinklers, HVAC Improvements Project Number: P.002091	2,644,000	2,644,000	386,426	131,865	50,817	2,074,892
<b>Pompano Beach Middle School</b>						
Building Envelope Improvements (Roof, Window, Ext Wall, etc.), Fire Alarm, Fire Sprinklers, HVAC Improvements, Install new SBS Modified roof and accessories to replace roofing existing on Buildings 1, 2, 3, 5 and 8 including canopies, etc., Media Center i Project Number: P.001721	8,084,000	12,871,180	9,933,060	1,117,237	1,147,977	672,906

\* Project expenditures include, but are not limited to, construction costs, design costs, permitting costs, advertising costs during the planning and procurement phase, equipment, work orders, and Program Management fees.

This is a budget and expenditure activity report, and is not a construction status report.  
The accompanying introduction and notes are an integral part of this report.



# SMART Program Budget Activity Report

## Financially Active Projects Detail Schedule

for Quarter Ended December 31, 2021



GOB Referendum Approved by Voters on 11/4/2014 - 85 Months Since Approval

School/ Project	Original Budget	Current Budget	Prior Years Expenditures	Commitments	Current Year Expenditures	Balance
<b>Quiet Waters Elementary School</b>						
Art Room Renovation and Equipment, Building Envelope Improvements (Roof, Window, Ext Wall, etc.), Conversion of Existing Space to Music and/or Art Lab(s), Fire Sprinklers, HVAC Improvements, Music Room Renovation Project Number: P.001754	4,621,000	6,197,000	4,288,108	1,374,079	-	534,813
School Choice Enhancement Project Number: P.002229	100,000	100,000	91,144	-	-	8,856
<b>Ramblewood Elementary School</b>						
Building Envelope Improvements (Roof, Window, Ext Wall, etc.), Fire Sprinklers, HVAC Improvements, Media Center improvements, PE/Athletic Improvements Project Number: P.001725	2,860,000	4,385,242	3,391,503	484,329	323,188	186,222
<b>Ramblewood Middle School</b>						
Building Envelope Improvements (Roof, Window, Ext Wall, etc.), Electrical Improvements, Fire Sprinklers, HVAC Improvements, Media Center improvements, Safety / Security Upgrade Project Number: P.001867	4,544,000	6,878,241	3,530,354	1,715,905	1,075,693	556,289

\* Project expenditures include, but are not limited to, construction costs, design costs, permitting costs, advertising costs during the planning and procurement phase, equipment, work orders, and Program Management fees.

This is a budget and expenditure activity report, and is not a construction status report.  
The accompanying introduction and notes are an integral part of this report.



# SMART Program Budget Activity Report

## Financially Active Projects Detail Schedule

for Quarter Ended December 31, 2021



GOB Referendum Approved by Voters on 11/4/2014 - 85 Months Since Approval

School/ Project	Original Budget	Current Budget	Prior Years Expenditures	Commitments	Current Year Expenditures	Balance
<b>Rickards, James S. Middle School</b>						
Building Envelope Improvements (Roof, Window, Ext Wall, etc.), Electrical Improvements, Fire Alarm, Fire Sprinklers, HVAC Improvements, Media Center improvements, Safety / Security Upgrade Project Number: P.001743	5,242,000	10,691,080	8,459,650	1,160,537	1,070,892	1
<b>Riverglades Elementary School</b>						
Building Envelope Improvements (Roof, Window, Ext Wall, etc.), Fire Alarm, Fire Sprinklers, HVAC Improvements Project Number: P.001866	2,670,000	3,118,177	1,861,022	664,345	357,671	235,139
<b>Riverland Elementary School</b>						
Building Envelope Improvements (Roof, Window, Ext Wall, etc.), HVAC Improvements Project Number: P.001987	1,506,000	4,057,192	3,490,495	91,316	99,388	375,993
<b>Riverside Elementary School</b>						
Building Envelope Improvements (Roof, Window, Ext Wall, etc.), Fire Alarm, Fire Sprinklers, HVAC Improvements, Media Center improvements Project Number: P.002039	1,500,000	1,500,000	294,509	125,858	30,743	1,048,890
School Choice Enhancement Project Number: P.002369	100,000	100,000	41,246	55,646	-	3,108
<b>Rock Island Elementary School</b>						
Building Envelope Improvements (Roof, Window, Ext Wall, etc.), HVAC Improvements Project Number: P.001950	1,234,000	2,306,944	1,926,260	121,779	21,584	237,321

\* Project expenditures include, but are not limited to, construction costs, design costs, permitting costs, advertising costs during the planning and procurement phase, equipment, work orders, and Program Management fees.

This is a budget and expenditure activity report, and is not a construction status report.  
The accompanying introduction and notes are an integral part of this report.



# SMART Program Budget Activity Report

## Financially Active Projects Detail Schedule

for Quarter Ended December 31, 2021



GOB Referendum Approved by Voters on 11/4/2014 - 85 Months Since Approval

School/ Project	Original Budget	Current Budget	Prior Years Expenditures	Commitments	Current Year Expenditures	Balance
<b>Royal Palm Elementary School</b>						
Building Envelope Improvements (Roof, Window, Ext Wall, etc.), Fire Alarm, Fire Sprinklers, HVAC Improvements, Media Center improvements Project Number: P.001896	3,633,000	7,908,900	6,419,698	226,333	875,371	387,498
<b>Sanders Park Elementary School</b>						
Building Envelope Improvements (Roof, Window, Ext Wall, etc.), Fire Alarm, Fire Sprinklers, HVAC Improvements, Media Center improvements Project Number: P.002132	4,773,000	4,773,000	614,727	148,870	113,580	3,895,823
<b>Sandpiper Elementary School</b>						
Fire Alarm, HVAC Improvements Project Number: P.001924	469,000	921,942	854,700	16,228	-	51,014
<b>Sawgrass Elementary School</b>						
Building Envelope Improvements (Roof, Window, Ext Wall, etc.), Electrical Improvements, Fire Alarm, Fire Sprinklers, HVAC Improvements Project Number: P.002127	2,646,000	2,646,000	422,937	82,421	97,299	2,043,343
<b>Sawgrass Springs Middle School</b>						
ADA Restroom, Building Envelope Improvements (Roof, Window, Ext Wall, etc.), Fire Alarm, Fire Sprinklers, HVAC Improvements Project Number: P.001841	6,556,975	6,556,975	1,271,506	120,559	-	5,164,910

\* Project expenditures include, but are not limited to, construction costs, design costs, permitting costs, advertising costs during the planning and procurement phase, equipment, work orders, and Program Management fees.

This is a budget and expenditure activity report, and is not a construction status report.  
The accompanying introduction and notes are an integral part of this report.



# SMART Program Budget Activity Report

## Financially Active Projects Detail Schedule

### for Quarter Ended December 31, 2021



GOB Referendum Approved by Voters on 11/4/2014 - 85 Months Since Approval

School/ Project	Original Budget	Current Budget	Prior Years Expenditures	Commitments	Current Year Expenditures	Balance
<b>Sea Castle Elementary School</b>						
ADA Stage Lift, Building Envelope Improvements (Roof, Window, Ext Wall, etc.), Fire Alarm, HVAC Improvements Project Number: P.001632	2,810,975	4,319,154	3,742,568	95,372	268,301	212,913
<b>Seagull Alternative High School</b>						
Building Envelope Improvements (Roof, Window, Ext Wall, etc.), Fire Alarm, Fire Sprinklers, HVAC Improvements Project Number: P.001951	1,324,000	2,455,082	1,419,029	704,013	9,075	322,965
<b>Seminole Middle School</b>						
Building Envelope Improvements (Roof, Window, Ext Wall, etc.), Fire Alarm, Fire Sprinklers, HVAC Improvements, Media Center improvements Project Number: P.002047	4,619,000	4,619,000	930,624	149,258	150,496	3,388,622
<b>Sheridan Hills Elementary School</b>						
Building Envelope Improvements (Roof, Window, Ext Wall, etc.), Electrical Improvements, Fire Alarm, Fire Sprinklers, HVAC Improvements, Media Center improvements, Safety / Security Upgrade, Safety / Ventilation Project Number: P.001636	3,291,764	7,121,961	616,677	5,625,058	-	880,226
<b>Sheridan Park Elementary School</b>						
Building Envelope Improvements (Roof, Window, Ext Wall, etc.), Electrical Improvements, Fire Alarm, HVAC Improvements, Media Center improvements, Safety / Security Upgrade Project Number: P.002071	3,115,000	4,113,906	465,353	3,017,678	99,818	531,057

\* Project expenditures include, but are not limited to, construction costs, design costs, permitting costs, advertising costs during the planning and procurement phase, equipment, work orders, and Program Management fees.

This is a budget and expenditure activity report, and is not a construction status report.  
The accompanying introduction and notes are an integral part of this report.



# SMART Program Budget Activity Report

## Financially Active Projects Detail Schedule

for Quarter Ended December 31, 2021



GOB Referendum Approved by Voters on 11/4/2014 - 85 Months Since Approval

School/ Project	Original Budget	Current Budget	Prior Years Expenditures	Commitments	Current Year Expenditures	Balance
<b>Sheridan Technical Center</b>						
Building Envelope Improvements (Roof, Window, Ext Wall, etc.), Electrical Improvements, Fire Alarm, Fire Sprinklers, HVAC Improvements, Media Center improvements Project Number: P.002060	7,770,000	7,770,000	1,479,589	309,770	162,946	5,817,695
<b>Sheridan Technical High School</b>						
Building Envelope Improvements (Roof, Window, Ext Wall, etc.), HVAC Improvements Project Number: P.002128	2,070,000	2,070,000	167,143	119,002	158,250	1,625,605
<b>Silver Lakes Middle School</b>						
Building Envelope Improvements (Roof, Window, Ext Wall, etc.), Fire Sprinklers, Media Center improvements Project Number: P.002144	2,150,000	2,150,000	303,802	151,202	63,429	1,631,567
School Choice Enhancement Project Number: P.002504	100,000	100,000	-	72,530	15,632	11,838
<b>Silver Palms Elementary School</b>						
Building Envelope Improvements (Roof, Window, Ext Wall, etc.), PE/Athletic Improvements Project Number: P.002146	1,343,000	3,616,400	239,053	1,124,953	1,391,466	860,928
School Choice Enhancement Project Number: P.002376	100,000	100,000	43,485	40,320	3,165	13,030

\* Project expenditures include, but are not limited to, construction costs, design costs, permitting costs, advertising costs during the planning and procurement phase, equipment, work orders, and Program Management fees.

This is a budget and expenditure activity report, and is not a construction status report.  
The accompanying introduction and notes are an integral part of this report.



# SMART Program Budget Activity Report

## Financially Active Projects Detail Schedule

for Quarter Ended December 31, 2021



GOB Referendum Approved by Voters on 11/4/2014 - 85 Months Since Approval

School/ Project	Original Budget	Current Budget	Prior Years Expenditures	Commitments	Current Year Expenditures	Balance
<b>South Broward High School</b>						
ADA renovations related to educational adequacy, Building Envelope Improvements (Roof, Window, Ext Wall, etc.), Electrical Improvements, Fire Sprinklers, HVAC Improvements, Safety / Security Upgrade, STEM Lab improvements Project Number: P.001838	5,952,000	10,765,100	1,536,067	7,836,513	621,037	771,483
<b>South Plantation High School</b>						
Building Envelope Improvements (Roof, Window, Ext Wall, etc.), Electrical Improvements, Fire Sprinklers, HVAC Improvements, Media Center improvements, STEM Lab improvements Project Number: P.002090	2,923,000	2,923,000	597,296	97,387	-	2,228,317
School Choice Enhancement Project Number: P.002490	100,000	100,000	27,046	35,730	17,379	19,845
Electrical Improvements Project Number: P.002597	510,000	1,291,434	65,920	512,530	574,550	138,434
HVAC Improvements Project Number: P.002598	964,000	1,874,850	124,601	1,469,880	27,121	253,248
<b>Stephen Foster Elementary School</b>						
Building Envelope Improvements (Roof, Window, Ext Wall, etc.), Fire Alarm, HVAC Improvements, Media Center improvements Project Number: P.002067	2,339,000	5,517,497	361,792	3,234,848	1,385,093	535,764
<b>Stirling Elementary School</b>						
Building Envelope Improvements (Roof, Window, Ext Wall, etc.), HVAC Improvements Project Number: P.001905	2,221,000	4,376,295	838,954	2,844,503	658,493	34,345

\* Project expenditures include, but are not limited to, construction costs, design costs, permitting costs, advertising costs during the planning and procurement phase, equipment, work orders, and Program Management fees.

This is a budget and expenditure activity report, and is not a construction status report.  
The accompanying introduction and notes are an integral part of this report.



# SMART Program Budget Activity Report

## Financially Active Projects Detail Schedule

for Quarter Ended December 31, 2021



GOB Referendum Approved by Voters on 11/4/2014 - 85 Months Since Approval

School/ Project	Original Budget	Current Budget	Prior Years Expenditures	Commitments	Current Year Expenditures	Balance
<b>Stoneman Douglas High School</b>						
Art Room Renovation and Equipment, Building Envelope Improvements (Roof, Window, Ext Wall, etc.), HVAC Improvements, Install Fire Alarm, Music Room Renovation Project Number: P.000817	10,107,805	10,107,805	1,624,432	765,820	611,979	7,105,574
<b>Stranahan High School</b>						
Electrical Improvements, Fire Alarm, Fire Sprinklers, HVAC Improvements, Media Center improvements, Replace non ADA compliant concrete ramps and install aluminum canopies, Roof and loggias replacement, STEM Lab improvements Project Number: P.001683	16,726,000	29,031,577	20,014,530	5,987,888	612,565	2,416,594
School Choice Enhancement Project Number: P.001700	100,000	100,000	96,457	-	-	3,543
<b>Sunland Park Academy</b>						
Building Envelope Improvements (Roof, Window, Ext Wall, etc.), Fire Alarm Project Number: P.001939	498,000	1,379,100	1,128,292	1,892	103,312	145,604
<b>Sunrise Middle School</b>						
Building Envelope Improvements (Roof, Window, Ext Wall, etc.), Electrical Improvements, Fire Sprinklers, HVAC Improvements, Safety / Security Upgrade Project Number: P.001819	2,706,000	6,656,050	6,028,397	270,221	91,445	265,987

\* Project expenditures include, but are not limited to, construction costs, design costs, permitting costs, advertising costs during the planning and procurement phase, equipment, work orders, and Program Management fees.

This is a budget and expenditure activity report, and is not a construction status report.  
The accompanying introduction and notes are an integral part of this report.



# SMART Program Budget Activity Report

## Financially Active Projects Detail Schedule

for Quarter Ended December 31, 2021



GOB Referendum Approved by Voters on 11/4/2014 - 85 Months Since Approval

School/ Project	Original Budget	Current Budget	Prior Years Expenditures	Commitments	Current Year Expenditures	Balance
<b>Sunshine Elementary School</b>						
Building Envelope Improvements (Roof, Window, Ext Wall, etc.), Fire Alarm, Fire Sprinklers, HVAC Improvements Project Number: P.002079	1,166,000	1,166,000	243,661	70,362	39,236	812,741
School Choice Enhancement Project Number: P.002370	100,000	100,000	80,295	8,020	9,913	1,772
<b>Tamarac Elementary School</b>						
Building Envelope Improvements (Roof, Window, Ext Wall, etc.), Fire Sprinklers, HVAC Improvements Project Number: P.001724	3,191,000	2,463,657	1,584,159	647,152	24,284	208,062
<b>Taravella, J.P. High School</b>						
Building Envelope Improvements (Roof, Window, Ext Wall, etc.), Fire Sprinklers, HVAC Improvements, Media Center improvements, Safety / Security Upgrade, STEM Lab improvements Project Number: P.001942	10,990,000	15,699,000	8,742,800	1,817,029	4,067,846	1,071,325
School Choice Enhancement Project Number: P.002237	100,000	100,000	89,427	-	-	10,573
<b>Technology and Support Services Center (TSSC)</b>						
Technology and Support Services Infrastructure Project Number: 985885005	11,000,000	11,000,000	10,933,757	59,326	5,880	1,037

\* Project expenditures include, but are not limited to, construction costs, design costs, permitting costs, advertising costs during the planning and procurement phase, equipment, work orders, and Program Management fees.

This is a budget and expenditure activity report, and is not a construction status report.  
The accompanying introduction and notes are an integral part of this report.



# SMART Program Budget Activity Report

## Financially Active Projects Detail Schedule

for Quarter Ended December 31, 2021



GOB Referendum Approved by Voters on 11/4/2014 - 85 Months Since Approval

School/ Project	Original Budget	Current Budget	Prior Years Expenditures	Commitments	Current Year Expenditures	Balance
<b>Tedder Elementary School</b>						
Building Envelope Improvements (Roof, Window, Ext Wall, etc.), Fire Alarm, Fire Sprinklers, HVAC Improvements, PE/Athletic Improvements Project Number: P.001808	3,188,000	4,215,616	499,353	2,969,766	160,228	586,269
<b>Tequesta Trace Middle School</b>						
Building Envelope Improvements (Roof, Window, Ext Wall, etc.), Electrical Improvements, Fire Alarm, Fire Sprinklers, HVAC Improvements Project Number: P.002042	3,291,000	3,291,000	602,005	198,103	66,728	2,424,164
School Choice Enhancement Project Number: P.002491	100,000	100,000	52,303	6,462	35,739	5,496
<b>The Quest Center</b>						
Electrical Improvements, Fire Alarm, HVAC Improvements, Safety / Security Upgrade Project Number: P.001892	1,688,000	1,688,000	1,480,834	195,820	10,204	1,142
School Choice Enhancement Project Number: P.001908	100,000	100,000	84,000	-	-	16,000
<b>Thurgood Marshall Elementary School</b>						
ADA Restrooms, Building Envelope Improvements (Roof, Window, Ext Wall, etc.), HVAC Improvements Project Number: P.001674	1,999,736	4,426,433	397,098	2,007,717	1,623,576	398,042

\* Project expenditures include, but are not limited to, construction costs, design costs, permitting costs, advertising costs during the planning and procurement phase, equipment, work orders, and Program Management fees.

This is a budget and expenditure activity report, and is not a construction status report.  
The accompanying introduction and notes are an integral part of this report.



# SMART Program Budget Activity Report

## Financially Active Projects Detail Schedule

for Quarter Ended December 31, 2021



GOB Referendum Approved by Voters on 11/4/2014 - 85 Months Since Approval

School/ Project	Original Budget	Current Budget	Prior Years Expenditures	Commitments	Current Year Expenditures	Balance
<b>Tropical Elementary School</b>						
Building Envelope Improvements (Roof, Window, Ext Wall, etc.), Conversion of Existing Space to Music and/or Art Lab(s), Fire Alarm, Fire Sprinklers, HVAC Improvements, Media Center improvements Project Number: P.001904	912,000	1,540,085	185,834	1,108,316	32,762	213,173
School Choice Enhancement Project Number: P.002866	100,000	100,000	-	66,825	-	33,175
<b>Village Elementary School</b>						
Fire Alarm, Fire Sprinklers, HVAC Improvements, Media Center improvements Project Number: P.001952	1,003,000	1,336,189	156,549	729,023	265,356	185,261
<b>Walker Elementary School</b>						
Building Envelope Improvements (Roof, Window, Ext Wall, etc.), Fire Alarm, HVAC Improvements Project Number: P.001938	1,591,000	3,428,090	1,794,439	965,482	477,331	190,838
<b>Watkins Elementary School</b>						
School Choice Enhancement Project Number: P.002411	100,000	100,000	49,414	27,627	4,510	18,449
<b>Welleby Elementary School</b>						
Building Envelope Improvements (Roof, Window, Ext Wall, etc.), Electrical Improvements, Fire Alarm, Fire Sprinklers, HVAC Improvements Project Number: P.002114	2,775,000	2,775,000	357,585	87,863	70,165	2,259,387
School Choice Enhancement Project Number: P.002421	100,000	100,000	79,786	11,778	-	8,436

\* Project expenditures include, but are not limited to, construction costs, design costs, permitting costs, advertising costs during the planning and procurement phase, equipment, work orders, and Program Management fees.

This is a budget and expenditure activity report, and is not a construction status report.  
The accompanying introduction and notes are an integral part of this report.



# SMART Program Budget Activity Report

## Financially Active Projects Detail Schedule

for Quarter Ended December 31, 2021



GOB Referendum Approved by Voters on 11/4/2014 - 85 Months Since Approval

School/ Project	Original Budget	Current Budget	Prior Years Expenditures	Commitments	Current Year Expenditures	Balance
<b>West Hollywood Elementary School</b>						
Building Envelope Improvements (Roof, Window, Ext Wall, etc.), Fire Alarm, HVAC Improvements Project Number: P.001794	2,679,000	3,910,160	3,483,487	84,597	67,639	274,437
<b>Westchester Elementary School</b>						
ADA Restrooms, Replace Fire Alarm, Drainage Improvements, Building Envelope Improvements (Roof, Window, Ext Wall, etc.), Electrical Improvements, Fire Sprinklers, HVAC Improvements, Media Center improvements Project Number: P.001823	3,545,142	2,998,000	1,941,456	595,916	399,392	61,236
<b>Western High School</b>						
Building Envelope Improvements (Roof, Window, Ext Wall, etc.), Electrical Improvements, HVAC Improvements, Media Center improvements, Safety / Security Upgrade, STEM Lab improvements Project Number: P.001967	4,226,000	4,226,000	2,014,251	319,942	88,749	1,803,058
<b>Westglades Middle School</b>						
Building Envelope Improvements (Roof, Window, Ext Wall, etc.) Project Number: P.002131	2,837,000	4,407,040	331,900	3,517,689	75,005	482,446
<b>Westpine Middle School</b>						
Building Envelope Improvements (Roof, Window, Ext Wall, etc.), Fire Sprinklers, HVAC Improvements Project Number: P.002043	2,285,000	4,615,500	586,391	3,261,324	414,604	353,181

\* Project expenditures include, but are not limited to, construction costs, design costs, permitting costs, advertising costs during the planning and procurement phase, equipment, work orders, and Program Management fees.

This is a budget and expenditure activity report, and is not a construction status report.  
The accompanying introduction and notes are an integral part of this report.



# SMART Program Budget Activity Report

## Financially Active Projects Detail Schedule

for Quarter Ended December 31, 2021



GOB Referendum Approved by Voters on 11/4/2014 - 85 Months Since Approval

School/ Project	Original Budget	Current Budget	Prior Years Expenditures	Commitments	Current Year Expenditures	Balance
<b>Whiddon-Rogers Education Center</b>						
Building Envelope Improvements (Roof, Window, Ext Wall, etc.), Fire Alarm, HVAC Improvements, Media Center improvements, Replacement of building 10, Replacement of building 11, Replacement of building 12, Replacement of building 13 Project Number: P.001711	5,326,000	5,326,000	765,474	87,134	-	4,473,392
<b>Whispering Pines Education Center</b>						
School Choice - SMART Project Number: 175285008	100,000	100,000	85,037	-	-	14,963
Building Envelope Improvements (Roof, Window, Ext Wall, etc.), Fire Alarm, Fire Sprinklers, HVAC Improvements Project Number: P.002089	2,100,000	2,100,000	394,677	61,600	63,691	1,580,032
<b>Wilton Manors Elementary School</b>						
Building Envelope Improvements (Roof, Window, Ext Wall, etc.), Fire Alarm, HVAC Improvements Project Number: P.001917	3,438,000	5,808,160	1,033,864	78,729	68,652	4,626,915
School Choice Enhancement Project Number: P.002451	100,000	100,000	69,862	8,155	3,613	18,370
<b>Wingate Oaks Center</b>						
Building Envelope Improvements (Roof, Window, Ext Wall, etc.), Fire Alarm, Media Center improvements, Replacement of HVAC equipment in buildings 1,2,4,5. Project Number: P.001741	2,558,000	6,058,217	541,581	2,887,338	2,037,387	591,911
School Choice Enhancement Project Number: P.001929	100,000	100,000	75,120	-	2,435	22,445

\* Project expenditures include, but are not limited to, construction costs, design costs, permitting costs, advertising costs during the planning and procurement phase, equipment, work orders, and Program Management fees.

This is a budget and expenditure activity report, and is not a construction status report.  
The accompanying introduction and notes are an integral part of this report.



# SMART Program Budget Activity Report

## Financially Active Projects Detail Schedule

for Quarter Ended December 31, 2021



GOB Referendum Approved by Voters on 11/4/2014 - 85 Months Since Approval

School/ Project	Original Budget	Current Budget	Prior Years Expenditures	Commitments	Current Year Expenditures	Balance
<b>Winston Park Elementary School</b>						
Art Room Renovation and Equipment, Building Envelope Improvements (Roof, Window, Ext Wall, etc.), Conversion of Existing Space to Music and/or Art Lab(s), Fire Sprinklers, HVAC Improvements, Music Room Renovation Project Number: P.001981	2,681,000	2,344,600	921,816	511,922	590,898	319,964
<b>Young, Virginia Shuman Elementary</b>						
Building Envelope Improvements (Roof, Window, Ext Wall, etc.), Fire Alarm, HVAC Improvements Project Number: P.002000	1,724,000	4,628,230	390,477	2,448,909	1,457,985	330,859
<b>Young, Walter C. Middle School</b>						
Building Envelope Improvements (Roof, Window, Ext Wall, etc.), HVAC Improvements, Media Center improvements, Replacement of building 1 Project Number: P.002010	9,213,000	15,885,560	1,379,020	11,613,219	36,853	2,856,468

\* Project expenditures include, but are not limited to, construction costs, design costs, permitting costs, advertising costs during the planning and procurement phase, equipment, work orders, and Program Management fees.

This is a budget and expenditure activity report, and is not a construction status report.  
The accompanying introduction and notes are an integral part of this report.



# SMART Program Budget Activity Report

## Financially Active Projects Detail Schedule

for Quarter Ended December 31, 2021



GOB Referendum Approved by Voters on 11/4/2014 - 85 Months Since Approval

	Original Budget	Current Budget	Prior Years Expenditures	Commitments	Current Year Expenditures	Balance
Projects Totals	\$758,490,834	\$1,109,862,188	\$405,262,093	\$290,108,778	\$98,706,422	\$315,784,895
(Less) DEFP	\$15,078,130	\$15,078,130	\$5,440,861	\$2,384,659	\$1,024,464	\$6,228,146
SMART	\$743,412,704	\$1,094,784,058	\$399,821,232	\$287,724,119	\$97,681,958	\$309,556,749

\* Project expenditures include, but are not limited to, construction costs, design costs, permitting costs, advertising costs during the planning and procurement phase, equipment, work orders, and Program Management fees.

This is a budget and expenditure activity report, and is not a construction status report.  
The accompanying introduction and notes are an integral part of this report.





# SMART Program Budget Activity Report

## Completed and Meets Standard Projects Summary Schedule for Quarter Ended December 31, 2021



GOB Referendum Approved by Voters on 11/4/2014 - 85 Months Since Approval

GOB		Original Budget	Current Budget	Prior Years Expenditures	Commitments	Current Year Expenditures	Balance
Safety	\$	17,917,592	\$ 15,008,245	\$ 13,989,620	\$ 92,900	\$ 109,114	\$ 816,611
Music & Art		4,659,000	4,659,000	4,171,183	37,814	39,999	410,004
Athletics		7,333,000	7,333,000	6,438,765	122,322	7,653	764,260
Renovation		86,095,700	85,802,862	75,209,785	2,094,407	2,492,664	6,006,006
Technology		27,489,000	25,825,538	25,825,538	-	-	-
<b>GOB Total</b>	\$	143,494,292	\$ 138,628,645	\$ 125,634,891	\$ 2,347,443	\$ 2,649,430	\$ 7,996,881

Non-GOB		Original Budget	Current Budget	Prior Years Expenditures	Commitments	Current Year Expenditures	Balance
Safety	\$	1,679,673	\$ 4,245,785	\$ 3,591,506	\$ 237,579	\$ 83,666	\$ 333,034
Music & Art		20,518,000	20,106,601	19,523,637	44,311	36,851	501,802
Athletics		121,000	211,362	180,073	301	563	30,425
Renovation		35,077,867	88,955,905	73,662,517	2,207,082	3,276,970	9,809,336
Technology		42,343,000	37,900,084	37,898,472	-	-	1,612
<b>Non-GOB Total</b>	\$	99,739,540	\$ 151,419,737	\$ 134,856,205	\$ 2,489,273	\$ 3,398,050	\$ 10,676,209

<b>Total</b>	\$	243,233,832	\$ 290,048,382	\$ 260,491,096	\$ 4,836,716	\$ 6,047,480	\$ 18,673,090
--------------	----	-------------	----------------	----------------	--------------	--------------	---------------

**Note:** When the Facilities Department partially accelerates a phase of a larger project, the project will not be shown as completed in the Budget Activity Report until the entire project is completed. These are noted as partially accelerated for early completion in the School Spotlights.

\* Project expenditures include, but are not limited to, construction costs, design costs, permitting costs, advertising costs during the planning and procurement phase, equipment, work orders, and Program Management fees.

There may be some additional financial activity on these projects as the final payments are made and all of the purchase orders are closed-out. When the projects are closed-out remaining balances (savings) are reported to the School Board and returned to the Capital Reserve.

This is a budget and expenditure activity report, and is not a construction status report.  
The accompanying introduction and notes are an integral part of this budget activity report.



# SMART Program Budget Activity Report

## Completed and Meets Standard Projects Detail Schedule for Quarter Ended December 31, 2021



GOB Referendum Approved by Voters on 11/4/2014 - 85 Months Since Approval

School/ Project	Original Budget	Current Budget	Prior Years Expenditures	Commitments	Current Year Expenditures	Balance
<b>Anderson, Boyd H. High School</b>						
Additional Computers to Close Gap Project Number: 174185002	236,000	235,956	235,956	-	-	-
Wireless Network Upgrade and CAT 6 Data Port Upgrade Project Number: 174185003	160,000	131,873	131,873	-	-	-
Music Instruments Project Number: 174185009	300,000	300,000	299,970	-	-	30
Renovation of the existing Media Center including select demolition, removal of existing interior stair, new interior wall, etc. Project Number: P.001360	2,018,340	2,018,340	1,505,714	-	64,586	448,040
Weight Room Renovation Project Number: P.002024	121,000	121,000	120,691	-	-	309
School Choice Enhancement Project Number: P.002176	100,000	100,000	100,000	-	-	-
<b>Apollo Middle School</b>						
Technology Infrastructure Upgrade Project Number: 179185001	13,000	12,997	12,997	-	-	-
Additional Computers to Close Gap Project Number: 179185002	104,000	103,985	103,985	-	-	-
Wireless Network Upgrade and CAT 6 Data Port Upgrade Project Number: 179185003	131,000	91,526	91,526	-	-	-
Music Instruments Project Number: 179185009	100,000	100,000	99,993	-	-	7

\* Project expenditures include, but are not limited to, construction costs, design costs, permitting costs, advertising costs during the planning and procurement phase, equipment, work orders, and Program Management fees.

There may be some additional financial activity on these projects as the final payments are made and all of the purchase orders are closed-out. When the projects are closed-out remaining balances (savings) are reported to the School Board and returned to the Capital Reserve.

This is a budget and expenditure activity report, and is not a construction status report.  
The accompanying introduction and notes are an integral part of this budget activity report.



# SMART Program Budget Activity Report

## Completed and Meets Standard Projects Detail Schedule for Quarter Ended December 31, 2021



GOB Referendum Approved by Voters on 11/4/2014 - 85 Months Since Approval

School/ Project	Original Budget	Current Budget	Prior Years Expenditures	Commitments	Current Year Expenditures	Balance
<b>Apollo Middle School</b>						
Track Resurfacing Project Number: P.002053	70,000	70,000	47,970	-	-	22,030
<b>Atlantic Technical College</b>						
Technology Infrastructure Upgrade Project Number: 222185001	483,000	483,000	483,000	-	-	-
Wireless Network Upgrade and CAT 6 Data Port Upgrade Project Number: 222185003	179,000	172,804	172,804	-	-	-
School Choice Enhancement Project Number: P.001789	100,000	100,000	99,996	-	-	4
<b>Atlantic Technical, Arthur Ashe, Jr Campus</b>						
Wireless Network Upgrade and CAT 6 Data Port Upgrade Project Number: 470285003	100,000	100,000	100,000	-	-	-
School Choice Enhancement Project Number: P.001693	100,000	100,000	99,827	-	-	173
<b>Atlantic West Elementary School</b>						
Additional Computers to Close Gap Project Number: 251185002	146,000	145,987	145,987	-	-	-
Wireless Network Upgrade and CAT 6 Data Port Upgrade Project Number: 251185003	105,000	63,207	63,207	-	-	-
Music Instruments Project Number: 251185009	50,000	50,000	49,985	-	-	15
School Choice Enhancement Project Number: P.002104	100,000	100,000	100,000	-	-	-

\* Project expenditures include, but are not limited to, construction costs, design costs, permitting costs, advertising costs during the planning and procurement phase, equipment, work orders, and Program Management fees.

There may be some additional financial activity on these projects as the final payments are made and all of the purchase orders are closed-out. When the projects are closed-out remaining balances (savings) are reported to the School Board and returned to the Capital Reserve.

This is a budget and expenditure activity report, and is not a construction status report.  
The accompanying introduction and notes are an integral part of this budget activity report.



# SMART Program Budget Activity Report

## Completed and Meets Standard Projects Detail Schedule for Quarter Ended December 31, 2021



GOB Referendum Approved by Voters on 11/4/2014 - 85 Months Since Approval

School/ Project	Original Budget	Current Budget	Prior Years Expenditures	Commitments	Current Year Expenditures	Balance
<b>Attucks Middle School</b>						
Additional Computers to Close Gap Project Number: 034385002	82,000	81,910	81,910	-	-	-
Wireless Network Upgrade and CAT 6 Data Port Upgrade Project Number: 034385003	121,000	105,710	105,710	-	-	-
Music Instruments Project Number: 034385009	100,000	100,000	99,970	-	-	30
School Choice Enhancement Project Number: P.001709	100,000	100,000	99,980	-	-	20
<b>Bair Middle School</b>						
Additional Computers to Close Gap Project Number: 261185002	134,000	133,949	133,949	-	-	-
Wireless Network Upgrade and CAT 6 Data Port Upgrade Project Number: 261185003	147,000	108,330	108,330	-	-	-
Music Instruments Project Number: 261185009	100,000	100,000	99,997	-	-	3
School Choice Enhancement Project Number: P.002228	100,000	100,000	99,955	-	-	45
<b>Banyan Elementary School</b>						
Technology Infrastructure Upgrade Project Number: 200185001	18,000	17,996	17,996	-	-	-
Additional Computers to Close Gap Project Number: 200185002	155,000	154,942	154,942	-	-	-

\* Project expenditures include, but are not limited to, construction costs, design costs, permitting costs, advertising costs during the planning and procurement phase, equipment, work orders, and Program Management fees.

There may be some additional financial activity on these projects as the final payments are made and all of the purchase orders are closed-out. When the projects are closed-out remaining balances (savings) are reported to the School Board and returned to the Capital Reserve.

This is a budget and expenditure activity report, and is not a construction status report.  
The accompanying introduction and notes are an integral part of this budget activity report.



# SMART Program Budget Activity Report

## Completed and Meets Standard Projects Detail Schedule for Quarter Ended December 31, 2021



GOB Referendum Approved by Voters on 11/4/2014 - 85 Months Since Approval

School/ Project	Original Budget	Current Budget	Prior Years Expenditures	Commitments	Current Year Expenditures	Balance
<b>Banyan Elementary School</b>						
Wireless Network Upgrade and CAT 6 Data Port Upgrade Project Number: 200185003	94,000	66,154	66,154	-	-	-
Music Instruments Project Number: 200185009	50,000	50,000	49,998	-	-	2
School Choice Enhancement Project Number: P.001767	100,000	110,245	106,998	3,245	-	2
<b>Bayview Elementary School</b>						
Technology Infrastructure Upgrade Project Number: 064185001	65,000	64,997	64,997	-	-	-
Additional Computers to Close Gap Project Number: 064185002	92,000	91,988	91,988	-	-	-
Wireless Network Upgrade and CAT 6 Data Port Upgrade Project Number: 064185003	24,000	23,550	23,550	-	-	-
Music Instruments Project Number: 064185009	50,000	50,000	45,893	-	-	4,107
School Choice Enhancement Project Number: P.002172	100,000	100,000	100,000	-	-	-
<b>Beachside Montessori Village</b>						
Technology Infrastructure Upgrade Project Number: 204185001	4,000	3,998	3,998	-	-	-
Additional Computers to Close Gap Project Number: 204185002	210,000	209,806	209,806	-	-	-

\* Project expenditures include, but are not limited to, construction costs, design costs, permitting costs, advertising costs during the planning and procurement phase, equipment, work orders, and Program Management fees.

There may be some additional financial activity on these projects as the final payments are made and all of the purchase orders are closed-out. When the projects are closed-out remaining balances (savings) are reported to the School Board and returned to the Capital Reserve.

This is a budget and expenditure activity report, and is not a construction status report.  
The accompanying introduction and notes are an integral part of this budget activity report.



# SMART Program Budget Activity Report

## Completed and Meets Standard Projects Detail Schedule for Quarter Ended December 31, 2021



GOB Referendum Approved by Voters on 11/4/2014 - 85 Months Since Approval

School/ Project	Original Budget	Current Budget	Prior Years Expenditures	Commitments	Current Year Expenditures	Balance
<b>Beachside Montessori Village</b>						
Wireless Network Upgrade and CAT 6 Data Port Upgrade Project Number: 204185003	27,000	26,998	26,998	-	-	-
Music Instruments Project Number: 204185009	100,000	100,000	98,657	-	-	1,343
School Choice Enhancement Project Number: P.001742	100,000	100,000	99,969	10	-	21
<b>Ben Gamla</b>						
Charter School Technology Project Number: 541085004	178,028	177,958	177,958	-	-	-
<b>Ben Gamla Charter School North Broward</b>						
Charter School Technology Project Number: 500185004	22,778	22,773	22,773	-	-	-
<b>Ben Gamla Charter School South Broward</b>						
Charter School Technology Project Number: 539285004	114,789	114,781	114,781	-	-	-
<b>Bennett Elementary School</b>						
Additional Computers to Close Gap Project Number: 020185002	79,000	78,569	78,569	-	-	-
Wireless Network Upgrade and CAT 6 Data Port Upgrade Project Number: 020185003	76,000	46,163	46,163	-	-	-
Music Instruments Project Number: 020185009	50,000	50,000	33,304	-	-	16,696
<b>Bethune, Mary M. Elementary School</b>						
Technology Infrastructure Upgrade Project Number: 034185001	21,000	9,007	9,007	-	-	-

\* Project expenditures include, but are not limited to, construction costs, design costs, permitting costs, advertising costs during the planning and procurement phase, equipment, work orders, and Program Management fees.

There may be some additional financial activity on these projects as the final payments are made and all of the purchase orders are closed-out. When the projects are closed-out remaining balances (savings) are reported to the School Board and returned to the Capital Reserve.

This is a budget and expenditure activity report, and is not a construction status report.  
The accompanying introduction and notes are an integral part of this budget activity report.



# SMART Program Budget Activity Report

## Completed and Meets Standard Projects Detail Schedule for Quarter Ended December 31, 2021



GOB Referendum Approved by Voters on 11/4/2014 - 85 Months Since Approval

School/ Project	Original Budget	Current Budget	Prior Years Expenditures	Commitments	Current Year Expenditures	Balance
<b>Bethune, Mary M. Elementary School</b>						
Additional Computers to Close Gap Project Number: 034185002	185,000	184,978	184,978	-	-	-
Wireless Network Upgrade and CAT 6 Data Port Upgrade Project Number: 034185003	114,000	54,825	54,825	-	-	-
Music Instruments Project Number: 034185009	50,000	50,000	49,999	-	-	1
<b>Boulevard Heights Elementary School</b>						
Additional Computers to Close Gap Project Number: 097185002	53,000	52,814	52,814	-	-	-
Wireless Network Upgrade and CAT 6 Data Port Upgrade Project Number: 097185003	77,000	56,961	56,961	-	-	-
Music Instruments Project Number: 097185009	50,000	50,000	50,000	-	-	-
School Choice Enhancement Project Number: P.002216	100,000	100,000	98,615	-	-	1,385
<b>Bright Horizons Center</b>						
Additional Computers to Close Gap Project Number: 087185002	31,000	30,974	30,974	-	-	-
Wireless Network Upgrade and CAT 6 Data Port Upgrade Project Number: 087185003	57,000	49,290	49,290	-	-	-
Music Instruments Project Number: 087185009	50,000	-	-	-	-	-

\* Project expenditures include, but are not limited to, construction costs, design costs, permitting costs, advertising costs during the planning and procurement phase, equipment, work orders, and Program Management fees.

There may be some additional financial activity on these projects as the final payments are made and all of the purchase orders are closed-out. When the projects are closed-out remaining balances (savings) are reported to the School Board and returned to the Capital Reserve.

This is a budget and expenditure activity report, and is not a construction status report.  
The accompanying introduction and notes are an integral part of this budget activity report.



# SMART Program Budget Activity Report

## Completed and Meets Standard Projects Detail Schedule for Quarter Ended December 31, 2021



GOB Referendum Approved by Voters on 11/4/2014 - 85 Months Since Approval

School/ Project	Original Budget	Current Budget	Prior Years Expenditures	Commitments	Current Year Expenditures	Balance
<b>Broadview Elementary School</b>						
Technology Infrastructure Upgrade Project Number: 081185001	113,000	75,855	75,855	-	-	-
Additional Computers to Close Gap Project Number: 081185002	222,000	221,815	221,815	-	-	-
Wireless Network Upgrade and CAT 6 Data Port Upgrade Project Number: 081185003	111,000	65,815	65,815	-	-	-
Music Instruments Project Number: 081185009	50,000	50,000	43,676	-	-	6,324
School Choice Enhancement Project Number: P.001893	100,000	100,000	100,000	-	-	-
<b>Broward Community Charter West</b>						
Charter School Technology Project Number: 540385004	95,008	94,687	94,687	-	-	-
<b>Broward Estates Elementary School</b>						
Technology Infrastructure Upgrade Project Number: 050185001	9,000	6,447	6,447	-	-	-
Additional Computers to Close Gap Project Number: 050185002	50,000	49,976	49,976	-	-	-
Wireless Network Upgrade and CAT 6 Data Port Upgrade Project Number: 050185003	44,000	33,403	33,403	-	-	-
Music Instruments Project Number: 050185009	50,000	50,000	49,274	-	-	726

\* Project expenditures include, but are not limited to, construction costs, design costs, permitting costs, advertising costs during the planning and procurement phase, equipment, work orders, and Program Management fees.

There may be some additional financial activity on these projects as the final payments are made and all of the purchase orders are closed-out. When the projects are closed-out remaining balances (savings) are reported to the School Board and returned to the Capital Reserve.

This is a budget and expenditure activity report, and is not a construction status report.  
The accompanying introduction and notes are an integral part of this budget activity report.



# SMART Program Budget Activity Report

## Completed and Meets Standard Projects Detail Schedule for Quarter Ended December 31, 2021



GOB Referendum Approved by Voters on 11/4/2014 - 85 Months Since Approval

School/ Project	Original Budget	Current Budget	Prior Years Expenditures	Commitments	Current Year Expenditures	Balance
<b>Castle Hill Annex</b>						
School Choice Enhancement Project Number: P.002356	100,000	100,000	99,998	-	-	2
<b>Castle Hill Elementary School</b>						
Technology Infrastructure Upgrade Project Number: 146185001	17,000	12,257	12,257	-	-	-
Additional Computers to Close Gap Project Number: 146185002	171,000	170,681	170,681	-	-	-
Wireless Network Upgrade and CAT 6 Data Port Upgrade Project Number: 146185003	45,000	25,422	25,422	-	-	-
Music Instruments Project Number: 146185009	50,000	50,000	49,514	-	-	486
School Choice Enhancement Project Number: P.001910	100,000	100,000	99,276	-	-	724
<b>Central Charter School</b>						
Charter School Technology Project Number: 504185004	360,851	360,831	360,831	-	-	-
<b>Central Park Elementary School</b>						
Technology Infrastructure Upgrade Project Number: 264185001	164,000	107,802	107,802	-	-	-
Additional Computers to Close Gap Project Number: 264185002	139,000	138,964	138,964	-	-	-
Wireless Network Upgrade and CAT 6 Data Port Upgrade Project Number: 264185003	113,000	65,315	65,315	-	-	-

\* Project expenditures include, but are not limited to, construction costs, design costs, permitting costs, advertising costs during the planning and procurement phase, equipment, work orders, and Program Management fees.

There may be some additional financial activity on these projects as the final payments are made and all of the purchase orders are closed-out. When the projects are closed-out remaining balances (savings) are reported to the School Board and returned to the Capital Reserve.

This is a budget and expenditure activity report, and is not a construction status report.  
The accompanying introduction and notes are an integral part of this budget activity report.



# SMART Program Budget Activity Report

## Completed and Meets Standard Projects Detail Schedule for Quarter Ended December 31, 2021



GOB Referendum Approved by Voters on 11/4/2014 - 85 Months Since Approval

School/ Project	Original Budget	Current Budget	Prior Years Expenditures	Commitments	Current Year Expenditures	Balance
<b>Central Park Elementary School</b>						
Music Instruments Project Number: 264185009	50,000	50,000	49,960	-	-	40
<b>Challenger Elementary School</b>						
Additional Computers to Close Gap Project Number: 377185002	223,000	222,929	222,929	-	-	-
Wireless Network Upgrade and CAT 6 Data Port Upgrade Project Number: 377185003	113,000	71,936	71,936	-	-	-
Music Instruments Project Number: 377185009	50,000	50,000	49,999	-	-	1
<b>Championship Academy of Distinction at Davie</b>						
Charter School Technology Project Number: 542285004	183,722	183,714	183,714	-	-	-
<b>Championship Academy of Distinction at Hollywood</b>						
Charter School Technology Project Number: 536185004	120,783	120,774	120,774	-	-	-
<b>Chapel Trail Elementary School</b>						
Technology Infrastructure Upgrade Project Number: 296185001	108,000	69,855	69,855	-	-	-
Additional Computers to Close Gap Project Number: 296185002	207,000	206,828	206,828	-	-	-
Wireless Network Upgrade and CAT 6 Data Port Upgrade Project Number: 296185003	131,000	69,630	69,630	-	-	-

\* Project expenditures include, but are not limited to, construction costs, design costs, permitting costs, advertising costs during the planning and procurement phase, equipment, work orders, and Program Management fees.

There may be some additional financial activity on these projects as the final payments are made and all of the purchase orders are closed-out. When the projects are closed-out remaining balances (savings) are reported to the School Board and returned to the Capital Reserve.

This is a budget and expenditure activity report, and is not a construction status report.  
The accompanying introduction and notes are an integral part of this budget activity report.



# SMART Program Budget Activity Report

## Completed and Meets Standard Projects Detail Schedule for Quarter Ended December 31, 2021



GOB Referendum Approved by Voters on 11/4/2014 - 85 Months Since Approval

School/ Project	Original Budget	Current Budget	Prior Years Expenditures	Commitments	Current Year Expenditures	Balance
<b>Chapel Trail Elementary School</b>						
Music Instruments Project Number: 296185009	50,000	50,000	47,393	-	-	2,607
School Choice Enhancement Project Number: P.001853	100,000	100,000	99,979	-	-	21
<b>Charter School of Excellence</b>						
Charter School Technology Project Number: 503185004	83,020	83,015	83,015	-	-	-
<b>Charter School of Excellence at Davie</b>						
Charter School Technology Project Number: 527185004	65,337	65,333	65,333	-	-	-
<b>Charter School of Excellence at Davie 2</b>						
Charter School Technology Project Number: 502685004	6,893	6,886	6,886	-	-	-
<b>Charter School of Excellence Fort Lauderdale 2</b>						
Charter School Technology Project Number: 539485004	7,792	7,788	7,788	-	-	-
<b>Charter School of Excellence Tamarac 1 Campus</b>						
Charter School Technology Project Number: 520185004	127,377	127,368	127,368	-	-	-
<b>Charter School of Excellence Tamarac 2 Campus</b>						
Charter School Technology Project Number: 529185004	6,893	6,884	6,884	-	-	-
<b>City of Coral Springs</b>						
Charter School Technology Project Number: 509185004	498,418	498,414	498,414	-	-	-

\* Project expenditures include, but are not limited to, construction costs, design costs, permitting costs, advertising costs during the planning and procurement phase, equipment, work orders, and Program Management fees.

There may be some additional financial activity on these projects as the final payments are made and all of the purchase orders are closed-out. When the projects are closed-out remaining balances (savings) are reported to the School Board and returned to the Capital Reserve.

This is a budget and expenditure activity report, and is not a construction status report.  
The accompanying introduction and notes are an integral part of this budget activity report.



# SMART Program Budget Activity Report

## Completed and Meets Standard Projects Detail Schedule for Quarter Ended December 31, 2021



GOB Referendum Approved by Voters on 11/4/2014 - 85 Months Since Approval

School/ Project	Original Budget	Current Budget	Prior Years Expenditures	Commitments	Current Year Expenditures	Balance
<b>City of Pembroke Pines East</b>						
Charter School Technology Project Number: 505185004	576,942	576,879	576,879	-	-	-
<b>City of Pembroke Pines High</b>						
Charter School Technology Project Number: 512185004	606,313	606,295	606,295	-	-	-
<b>City of Pembroke Pines Middle West</b>						
Charter School Technology Project Number: 508185004	395,018	394,999	394,999	-	-	-
<b>Coconut Creek Elementary School</b>						
Technology Infrastructure Upgrade Project Number: 142185001	17,000	16,965	16,965	-	-	-
Additional Computers to Close Gap Project Number: 142185002	158,000	157,958	157,958	-	-	-
Wireless Network Upgrade and CAT 6 Data Port Upgrade Project Number: 142185003	84,000	77,554	77,554	-	-	-
Music Instruments Project Number: 142185009	50,000	50,000	49,947	-	-	53
Building Envelope Improvements (Roof, Window, Ext Wall, etc.), Fire Alarm, Fire Sprinklers, Media Center improvements, Replace existing classroom unit ventilators (approximately 43 classrooms) with new unit ventilators, duct and diffusers, etc. Project Number: P.001413	4,527,618	5,044,761	4,865,115	-	75,880	103,766

\* Project expenditures include, but are not limited to, construction costs, design costs, permitting costs, advertising costs during the planning and procurement phase, equipment, work orders, and Program Management fees.

There may be some additional financial activity on these projects as the final payments are made and all of the purchase orders are closed-out. When the projects are closed-out remaining balances (savings) are reported to the School Board and returned to the Capital Reserve.

This is a budget and expenditure activity report, and is not a construction status report.  
The accompanying introduction and notes are an integral part of this budget activity report.



# SMART Program Budget Activity Report

## Completed and Meets Standard Projects Detail Schedule for Quarter Ended December 31, 2021



GOB Referendum Approved by Voters on 11/4/2014 - 85 Months Since Approval

School/ Project	Original Budget	Current Budget	Prior Years Expenditures	Commitments	Current Year Expenditures	Balance
<b>Coconut Creek Elementary School</b>						
School Choice Enhancement Project Number: P.001720	100,000	100,000	99,998	-	-	2
<b>Coconut Creek High School</b>						
Technology Infrastructure Upgrade Project Number: 168185001	26,000	16,306	16,306	-	-	-
Additional Computers to Close Gap Project Number: 168185002	288,000	287,849	287,849	-	-	-
Wireless Network Upgrade and CAT 6 Data Port Upgrade Project Number: 168185003	233,000	118,258	118,258	-	-	-
Music Instruments Project Number: 168185009	300,000	300,000	299,995	-	-	5
Weight Room Renovation Project Number: P.002019	121,000	121,000	120,606	-	-	394
School Choice Enhancement Project Number: P.002174	100,000	100,000	99,990	-	-	10
<b>Coconut Palm Elementary School</b>						
Technology Infrastructure Upgrade Project Number: 374185001	145,000	80,568	80,568	-	-	-
Additional Computers to Close Gap Project Number: 374185002	192,000	191,953	191,953	-	-	-
Wireless Network Upgrade and CAT 6 Data Port Upgrade Project Number: 374185003	56,000	-	-	-	-	-

\* Project expenditures include, but are not limited to, construction costs, design costs, permitting costs, advertising costs during the planning and procurement phase, equipment, work orders, and Program Management fees.

There may be some additional financial activity on these projects as the final payments are made and all of the purchase orders are closed-out. When the projects are closed-out remaining balances (savings) are reported to the School Board and returned to the Capital Reserve.

This is a budget and expenditure activity report, and is not a construction status report.  
The accompanying introduction and notes are an integral part of this budget activity report.



# SMART Program Budget Activity Report

## Completed and Meets Standard Projects Detail Schedule for Quarter Ended December 31, 2021



GOB Referendum Approved by Voters on 11/4/2014 - 85 Months Since Approval

School/ Project	Original Budget	Current Budget	Prior Years Expenditures	Commitments	Current Year Expenditures	Balance
<b>Coconut Palm Elementary School</b>						
Music Instruments Project Number: 374185009	50,000	50,000	49,915	-	-	85
School Choice Enhancement Project Number: P.001812	100,000	100,000	99,951	-	-	49
<b>Colbert Elementary School</b>						
Additional Computers to Close Gap Project Number: 023185002	123,000	122,824	122,824	-	-	-
Wireless Network Upgrade and CAT 6 Data Port Upgrade Project Number: 023185003	58,000	28,562	28,562	-	-	-
Music Instruments Project Number: 023185009	50,000	50,000	49,999	-	-	1
School Choice Enhancement Project Number: P.002035	100,000	100,000	95,190	-	-	4,810
<b>Collins Elementary School</b>						
Additional Computers to Close Gap Project Number: 033185002	64,000	63,779	63,779	-	-	-
Wireless Network Upgrade and CAT 6 Data Port Upgrade Project Number: 033185003	52,000	39,802	39,802	-	-	-
Music Instruments Project Number: 033185009	50,000	-	-	-	-	-
School Choice Enhancement Project Number: P.002213	100,000	100,000	98,393	-	-	1,607

\* Project expenditures include, but are not limited to, construction costs, design costs, permitting costs, advertising costs during the planning and procurement phase, equipment, work orders, and Program Management fees.

There may be some additional financial activity on these projects as the final payments are made and all of the purchase orders are closed-out. When the projects are closed-out remaining balances (savings) are reported to the School Board and returned to the Capital Reserve.

This is a budget and expenditure activity report, and is not a construction status report.  
The accompanying introduction and notes are an integral part of this budget activity report.



# SMART Program Budget Activity Report

## Completed and Meets Standard Projects Detail Schedule for Quarter Ended December 31, 2021



GOB Referendum Approved by Voters on 11/4/2014 - 85 Months Since Approval

School/ Project	Original Budget	Current Budget	Prior Years Expenditures	Commitments	Current Year Expenditures	Balance
<b>Cooper City Elementary School</b>						
Technology Infrastructure Upgrade Project Number: 121185001	136,000	83,221	83,221	-	-	-
Additional Computers to Close Gap Project Number: 121185002	132,000	131,833	131,833	-	-	-
Wireless Network Upgrade and CAT 6 Data Port Upgrade Project Number: 121185003	65,000	-	-	-	-	-
Music Instruments Project Number: 121185009	50,000	50,000	45,695	-	-	4,305
<b>Cooper City High School</b>						
Technology Infrastructure Upgrade Project Number: 193185001	24,000	-	-	-	-	-
Additional Computers to Close Gap Project Number: 193185002	54,000	53,946	53,946	-	-	-
Wireless Network Upgrade and CAT 6 Data Port Upgrade Project Number: 193185003	150,000	82,598	80,181	-	-	2,417
Music Instruments Project Number: 193185009	300,000	300,000	299,996	-	-	4
Weight Room Renovation Project Number: P.002137	121,000	121,000	121,000	-	-	-
<b>Coral Cove Elementary School</b>						
Technology Infrastructure Upgrade Project Number: 201185001	120,000	98,554	98,554	-	-	-

\* Project expenditures include, but are not limited to, construction costs, design costs, permitting costs, advertising costs during the planning and procurement phase, equipment, work orders, and Program Management fees.

There may be some additional financial activity on these projects as the final payments are made and all of the purchase orders are closed-out. When the projects are closed-out remaining balances (savings) are reported to the School Board and returned to the Capital Reserve.

This is a budget and expenditure activity report, and is not a construction status report.  
The accompanying introduction and notes are an integral part of this budget activity report.



# SMART Program Budget Activity Report

## Completed and Meets Standard Projects Detail Schedule for Quarter Ended December 31, 2021



GOB Referendum Approved by Voters on 11/4/2014 - 85 Months Since Approval

School/ Project	Original Budget	Current Budget	Prior Years Expenditures	Commitments	Current Year Expenditures	Balance
<b>Coral Cove Elementary School</b>						
Additional Computers to Close Gap Project Number: 201185002	193,000	192,994	192,994	-	-	-
Wireless Network Upgrade and CAT 6 Data Port Upgrade Project Number: 201185003	87,000	55,519	55,519	-	-	-
Music Instruments Project Number: 201185009	50,000	50,000	46,303	-	-	3,697
School Choice Enhancement Project Number: P.001854	100,000	100,000	99,963	-	-	37
HVAC Improvements Project Number: P.002122	148,000	148,000	31,473	28,275	1,415	86,837
<b>Coral Glades High School</b>						
Technology Infrastructure Upgrade Project Number: 386185001	194,000	193,872	193,872	-	-	-
Additional Computers to Close Gap Project Number: 386185002	525,000	524,960	524,960	-	-	-
Wireless Network Upgrade and CAT 6 Data Port Upgrade Project Number: 386185003	15,000	13,533	13,533	-	-	-
Music Instruments Project Number: 386185009	300,000	300,000	293,049	-	-	6,951
Weight Room Renovation Project Number: P.002138	121,000	121,000	120,980	-	-	20
School Choice Enhancement Project Number: P.002447	100,000	100,000	99,995	-	-	5

\* Project expenditures include, but are not limited to, construction costs, design costs, permitting costs, advertising costs during the planning and procurement phase, equipment, work orders, and Program Management fees.

There may be some additional financial activity on these projects as the final payments are made and all of the purchase orders are closed-out. When the projects are closed-out remaining balances (savings) are reported to the School Board and returned to the Capital Reserve.

This is a budget and expenditure activity report, and is not a construction status report.  
The accompanying introduction and notes are an integral part of this budget activity report.



# SMART Program Budget Activity Report

## Completed and Meets Standard Projects Detail Schedule for Quarter Ended December 31, 2021



GOB Referendum Approved by Voters on 11/4/2014 - 85 Months Since Approval

School/ Project	Original Budget	Current Budget	Prior Years Expenditures	Commitments	Current Year Expenditures	Balance
<b>Coral Park Elementary School</b>						
Technology Infrastructure Upgrade Project Number: 304185001	152,000	110,060	110,060	-	-	-
Additional Computers to Close Gap Project Number: 304185002	116,000	115,964	115,964	-	-	-
Wireless Network Upgrade and CAT 6 Data Port Upgrade Project Number: 304185003	88,000	57,433	57,433	-	-	-
Music Instruments Project Number: 304185009	50,000	50,000	50,000	-	-	-
School Choice Enhancement Project Number: P.001764	100,000	100,000	85,564	175	14,250	11
<b>Coral Springs Pre-K - 8</b>						
Technology Infrastructure Upgrade Project Number: 255185001	26,000	25,782	25,782	-	-	-
Additional Computers to Close Gap Project Number: 255185002	126,000	125,905	125,905	-	-	-
Wireless Network Upgrade and CAT 6 Data Port Upgrade Project Number: 255185003	52,000	47,953	47,953	-	-	-
Music Instruments Project Number: 255185009	50,000	50,000	49,282	-	-	718
<b>Coral Springs High School</b>						
Technology Infrastructure Upgrade Project Number: 115185001	382,000	239,727	239,727	-	-	-

\* Project expenditures include, but are not limited to, construction costs, design costs, permitting costs, advertising costs during the planning and procurement phase, equipment, work orders, and Program Management fees.

There may be some additional financial activity on these projects as the final payments are made and all of the purchase orders are closed-out. When the projects are closed-out remaining balances (savings) are reported to the School Board and returned to the Capital Reserve.

This is a budget and expenditure activity report, and is not a construction status report.  
The accompanying introduction and notes are an integral part of this budget activity report.



# SMART Program Budget Activity Report

## Completed and Meets Standard Projects Detail Schedule for Quarter Ended December 31, 2021



GOB Referendum Approved by Voters on 11/4/2014 - 85 Months Since Approval

School/ Project	Original Budget	Current Budget	Prior Years Expenditures	Commitments	Current Year Expenditures	Balance
<b>Coral Springs High School</b>						
Additional Computers to Close Gap Project Number: 115185002	505,000	504,781	504,781	-	-	-
Wireless Network Upgrade and CAT 6 Data Port Upgrade Project Number: 115185003	51,000	50,878	50,878	-	-	-
Music Instruments Project Number: 115185009	165,000	165,000	164,893	-	-	107
School Choice Enhancement Project Number: P.001768	100,000	100,000	99,876	-	-	124
Weight Room Renovation Project Number: P.002018	121,000	121,000	120,305	-	-	695
<b>Coral Springs Middle School</b>						
Technology Infrastructure Upgrade Project Number: 256185001	192,000	126,458	126,458	-	-	-
Additional Computers to Close Gap Project Number: 256185002	217,000	216,866	216,866	-	-	-
Wireless Network Upgrade and CAT 6 Data Port Upgrade Project Number: 256185003	88,000	86,129	86,129	-	-	-
Music Instruments Project Number: 256185009	100,000	100,000	100,000	-	-	-
School Choice Enhancement Project Number: P.002239	100,000	100,000	95,164	1,950	2,433	453
<b>Country Hills Elementary School</b>						
Technology Infrastructure Upgrade Project Number: 311185001	165,000	116,831	116,831	-	-	-

\* Project expenditures include, but are not limited to, construction costs, design costs, permitting costs, advertising costs during the planning and procurement phase, equipment, work orders, and Program Management fees.

There may be some additional financial activity on these projects as the final payments are made and all of the purchase orders are closed-out. When the projects are closed-out remaining balances (savings) are reported to the School Board and returned to the Capital Reserve.

This is a budget and expenditure activity report, and is not a construction status report.  
The accompanying introduction and notes are an integral part of this budget activity report.



# SMART Program Budget Activity Report

## Completed and Meets Standard Projects Detail Schedule for Quarter Ended December 31, 2021



GOB Referendum Approved by Voters on 11/4/2014 - 85 Months Since Approval

School/ Project	Original Budget	Current Budget	Prior Years Expenditures	Commitments	Current Year Expenditures	Balance
<b>Country Hills Elementary School</b>						
Additional Computers to Close Gap Project Number: 311185002	207,000	206,850	206,850	-	-	-
Wireless Network Upgrade and CAT 6 Data Port Upgrade Project Number: 311185003	111,000	63,843	63,843	-	-	-
Music Instruments Project Number: 311185009	50,000	50,000	45,409	-	-	4,591
<b>Country Isles Elementary School</b>						
Technology Infrastructure Upgrade Project Number: 298185001	137,000	115,712	115,712	-	-	-
Additional Computers to Close Gap Project Number: 298185002	178,000	177,972	177,972	-	-	-
Wireless Network Upgrade and CAT 6 Data Port Upgrade Project Number: 298185003	55,000	40,057	40,057	-	-	-
Music Instruments Project Number: 298185009	50,000	50,000	49,999	-	-	1
School Choice Enhancement Project Number: P.001719	100,000	100,000	100,000	-	-	-
<b>Cresthaven Elementary School</b>						
Technology Infrastructure Upgrade Project Number: 090185001	22,000	21,762	21,762	-	-	-
Additional Computers to Close Gap Project Number: 090185002	193,000	192,912	192,912	-	-	-

\* Project expenditures include, but are not limited to, construction costs, design costs, permitting costs, advertising costs during the planning and procurement phase, equipment, work orders, and Program Management fees.

There may be some additional financial activity on these projects as the final payments are made and all of the purchase orders are closed-out. When the projects are closed-out remaining balances (savings) are reported to the School Board and returned to the Capital Reserve.

This is a budget and expenditure activity report, and is not a construction status report.  
The accompanying introduction and notes are an integral part of this budget activity report.



# SMART Program Budget Activity Report

## Completed and Meets Standard Projects Detail Schedule for Quarter Ended December 31, 2021



GOB Referendum Approved by Voters on 11/4/2014 - 85 Months Since Approval

School/ Project	Original Budget	Current Budget	Prior Years Expenditures	Commitments	Current Year Expenditures	Balance
<b>Cresthaven Elementary School</b>						
Wireless Network Upgrade and CAT 6 Data Port Upgrade Project Number: 090185003	81,000	56,069	56,069	-	-	-
Music Instruments Project Number: 090185009	50,000	50,000	49,998	-	-	2
<b>Croissant Park Elementary School</b>						
Additional Computers to Close Gap Project Number: 022185002	214,000	213,800	213,800	-	-	-
Wireless Network Upgrade and CAT 6 Data Port Upgrade Project Number: 022185003	98,000	66,406	66,406	-	-	-
Music Instruments Project Number: 022185009	50,000	50,000	49,974	-	-	26
<b>Cross Creek School</b>						
Additional Computers to Close Gap Project Number: 322285002	37,000	36,948	36,948	-	-	-
Wireless Network Upgrade and CAT 6 Data Port Upgrade Project Number: 322285003	39,000	34,137	34,137	-	-	-
Music Instruments Project Number: 322285009	50,000	50,000	49,509	-	-	491
<b>Crystal Lake Middle School</b>						
Technology Infrastructure Upgrade Project Number: 187185001	13,000	12,997	12,997	-	-	-
Additional Computers to Close Gap Project Number: 187185002	175,000	174,994	174,994	-	-	-

\* Project expenditures include, but are not limited to, construction costs, design costs, permitting costs, advertising costs during the planning and procurement phase, equipment, work orders, and Program Management fees.

There may be some additional financial activity on these projects as the final payments are made and all of the purchase orders are closed-out. When the projects are closed-out remaining balances (savings) are reported to the School Board and returned to the Capital Reserve.

This is a budget and expenditure activity report, and is not a construction status report.  
The accompanying introduction and notes are an integral part of this budget activity report.



# SMART Program Budget Activity Report

## Completed and Meets Standard Projects Detail Schedule for Quarter Ended December 31, 2021



GOB Referendum Approved by Voters on 11/4/2014 - 85 Months Since Approval

School/ Project	Original Budget	Current Budget	Prior Years Expenditures	Commitments	Current Year Expenditures	Balance
<b>Crystal Lake Middle School</b>						
Wireless Network Upgrade and CAT 6 Data Port Upgrade Project Number: 187185003	137,000	116,751	116,751	-	-	-
School Choice Enhancement Project Number: P.002463	100,000	100,000	89,800	-	10,110	90
<b>Cypress Bay High School</b>						
Technology Infrastructure Upgrade Project Number: 362385001	578,000	350,804	350,804	-	-	-
Additional Computers to Close Gap Project Number: 362385002	970,000	969,812	969,812	-	-	-
Wireless Network Upgrade and CAT 6 Data Port Upgrade Project Number: 362385003	182,000	148,501	148,501	-	-	-
Music Instruments Project Number: 362385009	300,000	300,000	299,034	-	-	966
School Choice Enhancement Project Number: P.001763	100,000	100,000	100,000	-	-	-
Building Envelope Improvements (Roof, Window, Ext Wall, etc.), CR Addition to allow for removal of portable buildings, HVAC Improvements, Safety / Security Upgrade Project Number: P.001774	13,739,000	32,578,000	25,017,498	1,632,679	2,411,736	3,516,087
Weight Room Renovation Project Number: P.002020	121,000	121,000	121,000	-	-	-
Track Resurfacing Project Number: P.002054	300,000	345,000	304,496	-	-	40,504

\* Project expenditures include, but are not limited to, construction costs, design costs, permitting costs, advertising costs during the planning and procurement phase, equipment, work orders, and Program Management fees.

There may be some additional financial activity on these projects as the final payments are made and all of the purchase orders are closed-out. When the projects are closed-out remaining balances (savings) are reported to the School Board and returned to the Capital Reserve.

This is a budget and expenditure activity report, and is not a construction status report.  
The accompanying introduction and notes are an integral part of this budget activity report.



# SMART Program Budget Activity Report

## Completed and Meets Standard Projects Detail Schedule for Quarter Ended December 31, 2021



GOB Referendum Approved by Voters on 11/4/2014 - 85 Months Since Approval

School/ Project	Original Budget	Current Budget	Prior Years Expenditures	Commitments	Current Year Expenditures	Balance
<b>Cypress Elementary School</b>						
Technology Infrastructure Upgrade Project Number: 178185001	61,000	34,735	34,735	-	-	-
Additional Computers to Close Gap Project Number: 178185002	247,000	246,797	246,797	-	-	-
Wireless Network Upgrade and CAT 6 Data Port Upgrade Project Number: 178185003	96,000	62,650	62,650	-	-	-
Music Instruments Project Number: 178185009	50,000	50,000	49,707	-	-	293
Building Envelope Improvements (Roof, Window, Ext Wall, etc.), Fire Sprinklers, Media Center improvements, Replace existing classroom unit ventilators (approximately 42) with new unit ventilators, duct and diffusers, etc., Safety / Security Upgrade Project Number: P.001412	3,299,167	3,752,064	3,711,200	788	-4,822	44,898
School Choice Enhancement Project Number: P.001762	100,000	105,918	105,914	4	-	-
<b>Cypress Run Education Center</b>						
Wireless Network Upgrade and CAT 6 Data Port Upgrade Project Number: 212385003	21,000	10,536	10,536	-	-	-
Music Instruments Project Number: 212385009	50,000	-	-	-	-	-
School Choice Enhancement Project Number: P.001760	100,000	100,000	99,994	-	-	6

\* Project expenditures include, but are not limited to, construction costs, design costs, permitting costs, advertising costs during the planning and procurement phase, equipment, work orders, and Program Management fees.

There may be some additional financial activity on these projects as the final payments are made and all of the purchase orders are closed-out. When the projects are closed-out remaining balances (savings) are reported to the School Board and returned to the Capital Reserve.

This is a budget and expenditure activity report, and is not a construction status report.  
The accompanying introduction and notes are an integral part of this budget activity report.



# SMART Program Budget Activity Report

## Completed and Meets Standard Projects Detail Schedule for Quarter Ended December 31, 2021



GOB Referendum Approved by Voters on 11/4/2014 - 85 Months Since Approval

School/ Project	Original Budget	Current Budget	Prior Years Expenditures	Commitments	Current Year Expenditures	Balance
<b>Cypress Run Education Center</b>						
HVAC Improvements Project Number: P.002120	77,000	77,000	49,345	-	1,608	26,047
<b>Dandy, William Middle School</b>						
Technology Infrastructure Upgrade Project Number: 107185001	9,000	8,538	8,538	-	-	-
Additional Computers to Close Gap Project Number: 107185002	85,000	84,995	84,995	-	-	-
Wireless Network Upgrade and CAT 6 Data Port Upgrade Project Number: 107185003	123,000	101,396	101,396	-	-	-
Music Instruments Project Number: 107185009	100,000	100,000	99,996	-	-	4
School Choice Enhancement Project Number: P.002181	100,000	100,000	95,814	-	-	4,186
<b>Dania Elementary School</b>						
Additional Computers to Close Gap Project Number: 010185002	135,000	134,915	134,915	-	-	-
Wireless Network Upgrade and CAT 6 Data Port Upgrade Project Number: 010185003	74,000	38,870	38,870	-	-	-
Music Instruments Project Number: 010185009	50,000	50,000	50,000	-	-	-
<b>Dave Thomas Education Center</b>						
Technology Infrastructure Upgrade Project Number: 365185001	62,000	58,753	58,753	-	-	-

\* Project expenditures include, but are not limited to, construction costs, design costs, permitting costs, advertising costs during the planning and procurement phase, equipment, work orders, and Program Management fees.

There may be some additional financial activity on these projects as the final payments are made and all of the purchase orders are closed-out. When the projects are closed-out remaining balances (savings) are reported to the School Board and returned to the Capital Reserve.

This is a budget and expenditure activity report, and is not a construction status report.  
The accompanying introduction and notes are an integral part of this budget activity report.



# SMART Program Budget Activity Report

## Completed and Meets Standard Projects Detail Schedule for Quarter Ended December 31, 2021



GOB Referendum Approved by Voters on 11/4/2014 - 85 Months Since Approval

School/ Project	Original Budget	Current Budget	Prior Years Expenditures	Commitments	Current Year Expenditures	Balance
<b>Dave Thomas Education Center</b>						
Wireless Network Upgrade and CAT 6 Data Port Upgrade Project Number: 365185003	45,000	9,539	9,539	-	-	-
Music Instruments Project Number: 365185009	50,000	50,000	50,000	-	-	-
School Choice Enhancement Project Number: P.002012	100,000	100,000	100,000	-	-	-
<b>Dave Thomas Education Center-West</b>						
Wireless Network Upgrade and CAT 6 Data Port Upgrade Project Number: 203185003	62,000	36,191	36,191	-	-	-
Music Instruments Project Number: 203185009	50,000	-	-	-	-	-
School Choice Enhancement Project Number: P.001800	100,000	100,000	100,000	-	-	-
<b>Davie Elementary School</b>						
Additional Computers to Close Gap Project Number: 280185002	202,000	201,909	201,909	-	-	-
Wireless Network Upgrade and CAT 6 Data Port Upgrade Project Number: 280185003	88,000	56,770	56,770	-	-	-
Music Instruments Project Number: 280185009	50,000	50,000	49,987	-	-	13
School Choice Enhancement Project Number: P.002182	100,000	100,000	97,148	2,500	-	352

\* Project expenditures include, but are not limited to, construction costs, design costs, permitting costs, advertising costs during the planning and procurement phase, equipment, work orders, and Program Management fees.

There may be some additional financial activity on these projects as the final payments are made and all of the purchase orders are closed-out. When the projects are closed-out remaining balances (savings) are reported to the School Board and returned to the Capital Reserve.

This is a budget and expenditure activity report, and is not a construction status report.  
The accompanying introduction and notes are an integral part of this budget activity report.



# SMART Program Budget Activity Report

## Completed and Meets Standard Projects Detail Schedule for Quarter Ended December 31, 2021



GOB Referendum Approved by Voters on 11/4/2014 - 85 Months Since Approval

School/ Project	Original Budget	Current Budget	Prior Years Expenditures	Commitments	Current Year Expenditures	Balance
<b>Deerfield Beach Elementary School</b>						
Additional Computers to Close Gap Project Number: 001185002	207,000	206,934	206,934	-	-	-
Wireless Network Upgrade and CAT 6 Data Port Upgrade Project Number: 001185003	85,000	56,136	56,136	-	-	-
Music Instruments Project Number: 001185009	50,000	50,000	50,000	-	-	-
School Choice Enhancement Project Number: P.001960	100,000	100,000	99,422	575	-	3
<b>Deerfield Beach High School</b>						
Technology Infrastructure Upgrade Project Number: 171185001	13,000	11,373	11,373	-	-	-
Additional Computers to Close Gap Project Number: 171185002	492,000	491,967	491,967	-	-	-
Wireless Network Upgrade and CAT 6 Data Port Upgrade Project Number: 171185003	238,000	166,021	166,021	-	-	-
Weight Room Renovation Project Number: P.002157	121,000	121,000	119,624	-	-	1,376
School Choice Enhancement Project Number: P.002433	100,000	100,000	81,774	-	12,240	5,986
<b>Deerfield Beach Middle School</b>						
Additional Computers to Close Gap Project Number: 091185002	155,000	154,908	154,908	-	-	-

\* Project expenditures include, but are not limited to, construction costs, design costs, permitting costs, advertising costs during the planning and procurement phase, equipment, work orders, and Program Management fees.

There may be some additional financial activity on these projects as the final payments are made and all of the purchase orders are closed-out. When the projects are closed-out remaining balances (savings) are reported to the School Board and returned to the Capital Reserve.

This is a budget and expenditure activity report, and is not a construction status report.  
The accompanying introduction and notes are an integral part of this budget activity report.



# SMART Program Budget Activity Report

## Completed and Meets Standard Projects Detail Schedule for Quarter Ended December 31, 2021



GOB Referendum Approved by Voters on 11/4/2014 - 85 Months Since Approval

School/ Project	Original Budget	Current Budget	Prior Years Expenditures	Commitments	Current Year Expenditures	Balance
<b>Deerfield Beach Middle School</b>						
Wireless Network Upgrade and CAT 6 Data Port Upgrade Project Number: 091185003	69,000	68,965	68,965	-	-	-
Music Instruments Project Number: 091185009	30,000	30,000	12,470	-	-	17,530
School Choice Enhancement Project Number: P.002393	100,000	100,000	98,581	-	-	1,419
<b>Deerfield Park Elementary School</b>						
Additional Computers to Close Gap Project Number: 039185002	166,000	165,785	165,785	-	-	-
Wireless Network Upgrade and CAT 6 Data Port Upgrade Project Number: 039185003	45,000	40,814	40,814	-	-	-
Music Instruments Project Number: 039185009	50,000	50,000	46,634	-	-	3,366
<b>Dillard 6-12 School</b>						
Additional Computers to Close Gap Project Number: 037185002	199,000	198,911	198,911	-	-	-
Wireless Network Upgrade and CAT 6 Data Port Upgrade Project Number: 037185003	251,000	190,021	190,021	-	-	-
Music Instruments Project Number: 037185009	300,000	300,000	299,999	-	-	1
Weight Room Renovation Project Number: P.001930	121,000	121,000	119,199	1,801	-	-
School Choice Enhancement Project Number: P.002078	100,000	100,000	97,873	-	2,056	71

\* Project expenditures include, but are not limited to, construction costs, design costs, permitting costs, advertising costs during the planning and procurement phase, equipment, work orders, and Program Management fees.

There may be some additional financial activity on these projects as the final payments are made and all of the purchase orders are closed-out. When the projects are closed-out remaining balances (savings) are reported to the School Board and returned to the Capital Reserve.

This is a budget and expenditure activity report, and is not a construction status report.  
The accompanying introduction and notes are an integral part of this budget activity report.



# SMART Program Budget Activity Report

## Completed and Meets Standard Projects Detail Schedule for Quarter Ended December 31, 2021



GOB Referendum Approved by Voters on 11/4/2014 - 85 Months Since Approval

School/ Project	Original Budget	Current Budget	Prior Years Expenditures	Commitments	Current Year Expenditures	Balance
<b>Dillard Elementary School</b>						
Additional Computers to Close Gap Project Number: 027185002	29,000	28,768	28,768	-	-	-
Wireless Network Upgrade and CAT 6 Data Port Upgrade Project Number: 027185003	44,000	43,761	43,761	-	-	0
Music Instruments Project Number: 027185009	50,000	50,000	49,850	-	-	150
School Choice Enhancement Project Number: P.002269	100,000	100,000	91,247	1,389	7,329	35
<b>Discovery Elementary School</b>						
Technology Infrastructure Upgrade Project Number: 396285001	4,000	3,865	3,865	-	-	-
Additional Computers to Close Gap Project Number: 396285002	281,000	280,826	280,826	-	-	-
Wireless Network Upgrade and CAT 6 Data Port Upgrade Project Number: 396285003	28,000	27,468	27,468	-	-	-
Music Instruments Project Number: 396285009	50,000	50,000	40,003	-	-	9,997
School Choice Enhancement Project Number: P.001769	100,000	100,000	99,985	-	-591	606
HVAC Improvements Project Number: P.002118	150,000	150,000	48,508	-	1,799	99,693
<b>Discovery Middle Charter School</b>						
Charter School Technology Project Number: 541285004	40,461	40,410	40,410	-	-	-

\* Project expenditures include, but are not limited to, construction costs, design costs, permitting costs, advertising costs during the planning and procurement phase, equipment, work orders, and Program Management fees.

There may be some additional financial activity on these projects as the final payments are made and all of the purchase orders are closed-out. When the projects are closed-out remaining balances (savings) are reported to the School Board and returned to the Capital Reserve.

This is a budget and expenditure activity report, and is not a construction status report.  
The accompanying introduction and notes are an integral part of this budget activity report.



# SMART Program Budget Activity Report

## Completed and Meets Standard Projects Detail Schedule for Quarter Ended December 31, 2021



GOB Referendum Approved by Voters on 11/4/2014 - 85 Months Since Approval

School/ Project	Original Budget	Current Budget	Prior Years Expenditures	Commitments	Current Year Expenditures	Balance
<b>District Wide - (Facilities Department)</b>						
Single Point of Entry Upgrade Project Number: 973185010	12,020,000	11,045,284	11,022,889	1,961	20,434	-
<b>District Wide (Applied Learning)</b>						
Art Replacement Kilns Project Number: 973185006	392,000	392,000	388,164	-	1,184	2,652
Drama Staging, Lighting, & Sound Project Number: 973185007	1,300,000	1,300,000	1,015,409	2,245	7,490	274,856
<b>District Wide Non-Facility Funding</b>						
Charter School Technology Project Number: 973185004	1,654,012	-	-	-	-	-
<b>Dolphin Bay Elementary School</b>						
Technology Infrastructure Upgrade Project Number: 375185001	2,000	1,833	1,833	-	-	-
Additional Computers to Close Gap Project Number: 375185002	71,000	70,917	70,917	-	-	-
Wireless Network Upgrade and CAT 6 Data Port Upgrade Project Number: 375185003	84,000	83,327	83,327	-	-	-
Music Instruments Project Number: 375185009	50,000	50,000	43,718	-	-	6,282
School Choice Enhancement Project Number: P.001958	100,000	100,000	100,000	-	-	-
<b>Drew, Charles Elementary School</b>						
Additional Computers to Close Gap Project Number: 322185002	121,000	120,822	120,822	-	-	-

\* Project expenditures include, but are not limited to, construction costs, design costs, permitting costs, advertising costs during the planning and procurement phase, equipment, work orders, and Program Management fees.

There may be some additional financial activity on these projects as the final payments are made and all of the purchase orders are closed-out. When the projects are closed-out remaining balances (savings) are reported to the School Board and returned to the Capital Reserve.

This is a budget and expenditure activity report, and is not a construction status report.  
The accompanying introduction and notes are an integral part of this budget activity report.



# SMART Program Budget Activity Report

## Completed and Meets Standard Projects Detail Schedule for Quarter Ended December 31, 2021



GOB Referendum Approved by Voters on 11/4/2014 - 85 Months Since Approval

School/ Project	Original Budget	Current Budget	Prior Years Expenditures	Commitments	Current Year Expenditures	Balance
<b>Drew, Charles Elementary School</b>						
Wireless Network Upgrade and CAT 6 Data Port Upgrade Project Number: 322185003	22,000	21,426	21,426	-	-	-
Music Instruments Project Number: 322185009	50,000	50,000	49,980	-	-	20
School Choice Enhancement Project Number: P.002124	100,000	100,000	99,997	-	-	3
<b>Drew, Charles Family Resource Center</b>						
Technology Infrastructure Upgrade Project Number: 030185001	31,000	17,017	17,017	-	-	-
Wireless Network Upgrade and CAT 6 Data Port Upgrade Project Number: 030185003	37,000	11,954	11,954	-	-	-
Music Instruments Project Number: 030185009	50,000	-	-	-	-	-
School Choice Enhancement Project Number: P.002029	100,000	100,000	99,841	-	-	159
<b>Driftwood Elementary School</b>						
Additional Computers to Close Gap Project Number: 072185002	121,000	120,893	120,893	-	-	-
Wireless Network Upgrade and CAT 6 Data Port Upgrade Project Number: 072185003	74,000	52,543	52,543	-	-	-
Music Instruments Project Number: 072185009	50,000	50,000	49,685	-	-	315

\* Project expenditures include, but are not limited to, construction costs, design costs, permitting costs, advertising costs during the planning and procurement phase, equipment, work orders, and Program Management fees.

There may be some additional financial activity on these projects as the final payments are made and all of the purchase orders are closed-out. When the projects are closed-out remaining balances (savings) are reported to the School Board and returned to the Capital Reserve.

This is a budget and expenditure activity report, and is not a construction status report.  
The accompanying introduction and notes are an integral part of this budget activity report.



# SMART Program Budget Activity Report

## Completed and Meets Standard Projects Detail Schedule for Quarter Ended December 31, 2021



GOB Referendum Approved by Voters on 11/4/2014 - 85 Months Since Approval

School/ Project	Original Budget	Current Budget	Prior Years Expenditures	Commitments	Current Year Expenditures	Balance
<b>Driftwood Middle School</b>						
Technology Infrastructure Upgrade Project Number: 086185001	8,000	6,061	6,061	-	-	-
Additional Computers to Close Gap Project Number: 086185002	216,000	215,864	215,864	-	-	-
Wireless Network Upgrade and CAT 6 Data Port Upgrade Project Number: 086185003	161,000	142,694	142,694	-	-	-
Music Instruments Project Number: 086185009	100,000	100,000	100,000	-	-	-
School Choice Enhancement Project Number: P.002164	100,000	100,000	100,000	-	-	-
<b>Eagle Point Elementary School</b>						
Technology Infrastructure Upgrade Project Number: 346185001	168,000	162,880	162,880	-	-	-
Additional Computers to Close Gap Project Number: 346185002	218,000	217,937	217,937	-	-	-
Wireless Network Upgrade and CAT 6 Data Port Upgrade Project Number: 346185003	132,000	84,388	84,388	-	-	-
Music Instruments Project Number: 346185009	50,000	50,000	49,952	-	-	48
School Choice Enhancement Project Number: P.001708	100,000	100,000	99,889	-	-	111

\* Project expenditures include, but are not limited to, construction costs, design costs, permitting costs, advertising costs during the planning and procurement phase, equipment, work orders, and Program Management fees.

There may be some additional financial activity on these projects as the final payments are made and all of the purchase orders are closed-out. When the projects are closed-out remaining balances (savings) are reported to the School Board and returned to the Capital Reserve.

This is a budget and expenditure activity report, and is not a construction status report.  
The accompanying introduction and notes are an integral part of this budget activity report.



# SMART Program Budget Activity Report

## Completed and Meets Standard Projects Detail Schedule for Quarter Ended December 31, 2021



GOB Referendum Approved by Voters on 11/4/2014 - 85 Months Since Approval

School/ Project	Original Budget	Current Budget	Prior Years Expenditures	Commitments	Current Year Expenditures	Balance
<b>Eagle Ridge Elementary School</b>						
Technology Infrastructure Upgrade Project Number: 344185001	37,000	29,921	29,921	-	-	-
Additional Computers to Close Gap Project Number: 344185002	150,000	149,915	149,915	-	-	-
Wireless Network Upgrade and CAT 6 Data Port Upgrade Project Number: 344185003	75,000	59,357	59,357	-	-	-
Music Instruments Project Number: 344185009	50,000	50,000	49,999	-	-	1
Fire Alarm, HVAC Improvements Project Number: P.001722	2,259,000	3,306,383	3,103,957	12,258	-	190,168
School Choice Enhancement Project Number: P.001797	100,000	100,000	100,000	-	-	-
<b>Eagles' Nest Elementary Charter School</b>						
Charter School Technology Project Number: 535585004	60,841	60,817	60,817	-	-	-
<b>Eagles' Nest Middle Charter School</b>						
Charter School Technology Project Number: 535685004	33,268	33,247	33,247	-	-	-
<b>Ely, Blanche High School</b>						
Technology Infrastructure Upgrade Project Number: 036185001	11,000	-	-	-	-	-
Additional Computers to Close Gap Project Number: 036185002	435,000	434,767	434,767	-	-	-

\* Project expenditures include, but are not limited to, construction costs, design costs, permitting costs, advertising costs during the planning and procurement phase, equipment, work orders, and Program Management fees.

There may be some additional financial activity on these projects as the final payments are made and all of the purchase orders are closed-out. When the projects are closed-out remaining balances (savings) are reported to the School Board and returned to the Capital Reserve.

This is a budget and expenditure activity report, and is not a construction status report.  
The accompanying introduction and notes are an integral part of this budget activity report.



# SMART Program Budget Activity Report

## Completed and Meets Standard Projects Detail Schedule for Quarter Ended December 31, 2021



GOB Referendum Approved by Voters on 11/4/2014 - 85 Months Since Approval

School/ Project	Original Budget	Current Budget	Prior Years Expenditures	Commitments	Current Year Expenditures	Balance
<b>Ely, Blanche High School</b>						
Wireless Network Upgrade and CAT 6 Data Port Upgrade Project Number: 036185003	141,000	113,343	113,343	-	-	-
Music Instruments Project Number: 036185009	300,000	300,000	299,970	-	-	30
Weight Room Renovation Project Number: P.001931	121,000	121,000	117,354	3,395	-	251
School Choice Enhancement Project Number: P.002230	100,000	100,000	100,000	-	-	-
<b>Embassy Creek Elementary School</b>						
Technology Infrastructure Upgrade Project Number: 319185001	106,000	84,488	84,488	-	-	-
Additional Computers to Close Gap Project Number: 319185002	292,000	291,808	291,808	-	-	-
Wireless Network Upgrade and CAT 6 Data Port Upgrade Project Number: 319185003	81,000	64,561	64,561	-	-	-
Music Instruments Project Number: 319185009	50,000	50,000	47,849	-	-	2,151
School Choice Enhancement Project Number: P.001994	100,000	100,000	100,000	-	-	-
<b>Endeavour Primary Learning Center</b>						
Additional Computers to Close Gap Project Number: 330185002	81,000	80,997	80,997	-	-	-

\* Project expenditures include, but are not limited to, construction costs, design costs, permitting costs, advertising costs during the planning and procurement phase, equipment, work orders, and Program Management fees.

There may be some additional financial activity on these projects as the final payments are made and all of the purchase orders are closed-out. When the projects are closed-out remaining balances (savings) are reported to the School Board and returned to the Capital Reserve.

This is a budget and expenditure activity report, and is not a construction status report.  
The accompanying introduction and notes are an integral part of this budget activity report.



# SMART Program Budget Activity Report

## Completed and Meets Standard Projects Detail Schedule for Quarter Ended December 31, 2021



GOB Referendum Approved by Voters on 11/4/2014 - 85 Months Since Approval

School/ Project	Original Budget	Current Budget	Prior Years Expenditures	Commitments	Current Year Expenditures	Balance
<b>Endeavour Primary Learning Center</b>						
Wireless Network Upgrade and CAT 6 Data Port Upgrade Project Number: 330185003	21,000	20,240	20,240	-	-	-
Music Instruments Project Number: 330185009	50,000	50,000	49,999	-	-	1
<b>Everglades Elementary School</b>						
Technology Infrastructure Upgrade Project Number: 294285001	149,000	107,952	107,952	-	-	-
Additional Computers to Close Gap Project Number: 294285002	245,000	244,923	244,923	-	-	-
Wireless Network Upgrade and CAT 6 Data Port Upgrade Project Number: 294285003	53,000	51,918	51,918	-	-	-
Music Instruments Project Number: 294285009	50,000	50,000	49,958	-	-	42
Building Envelope Improvements (Roof, Window, Ext Wall, etc.), HVAC Improvements Project Number: P.001948	1,212,000	2,344,500	1,994,284	80,334	18,162	251,720
<b>Everglades High School</b>						
Technology Infrastructure Upgrade Project Number: 373185001	424,000	306,433	306,433	-	-	-
Additional Computers to Close Gap Project Number: 373185002	567,000	566,863	566,863	-	-	-

\* Project expenditures include, but are not limited to, construction costs, design costs, permitting costs, advertising costs during the planning and procurement phase, equipment, work orders, and Program Management fees.

There may be some additional financial activity on these projects as the final payments are made and all of the purchase orders are closed-out. When the projects are closed-out remaining balances (savings) are reported to the School Board and returned to the Capital Reserve.

This is a budget and expenditure activity report, and is not a construction status report.  
The accompanying introduction and notes are an integral part of this budget activity report.



# SMART Program Budget Activity Report

## Completed and Meets Standard Projects Detail Schedule for Quarter Ended December 31, 2021



GOB Referendum Approved by Voters on 11/4/2014 - 85 Months Since Approval

School/ Project	Original Budget	Current Budget	Prior Years Expenditures	Commitments	Current Year Expenditures	Balance
<b>Everglades High School</b>						
Wireless Network Upgrade and CAT 6 Data Port Upgrade Project Number: 373185003	152,000	132,292	132,292	-	-	-
Music Instruments Project Number: 373185009	300,000	300,000	299,850	-	-	150
HVAC Improvements Project Number: P.001985	3,669,000	6,312,127	3,971,559	69,011	102,711	2,168,846
Weight Room Renovation Project Number: P.002056	121,000	121,000	120,999	-	-	1
School Choice Enhancement Project Number: P.002139	100,000	100,000	99,983	-	-	17
<b>Excelsior Charter of Broward</b>						
Charter School Technology Project Number: 539385004	51,850	51,830	51,830	-	-	-
<b>Fairway Elementary School</b>						
Additional Computers to Close Gap Project Number: 164185002	138,000	137,991	137,991	-	-	-
Wireless Network Upgrade and CAT 6 Data Port Upgrade Project Number: 164185003	93,000	68,009	68,009	-	-	-
Music Instruments Project Number: 164185009	50,000	50,000	49,569	-	-	431
School Choice Enhancement Project Number: P.001810	100,000	100,000	99,999	-	-	1
<b>Falcon Cove Middle School</b>						
Technology Infrastructure Upgrade Project Number: 362285001	111,000	54,926	54,926	-	-	-

\* Project expenditures include, but are not limited to, construction costs, design costs, permitting costs, advertising costs during the planning and procurement phase, equipment, work orders, and Program Management fees.

There may be some additional financial activity on these projects as the final payments are made and all of the purchase orders are closed-out. When the projects are closed-out remaining balances (savings) are reported to the School Board and returned to the Capital Reserve.

This is a budget and expenditure activity report, and is not a construction status report.  
The accompanying introduction and notes are an integral part of this budget activity report.



# SMART Program Budget Activity Report

## Completed and Meets Standard Projects Detail Schedule for Quarter Ended December 31, 2021



GOB Referendum Approved by Voters on 11/4/2014 - 85 Months Since Approval

School/ Project	Original Budget	Current Budget	Prior Years Expenditures	Commitments	Current Year Expenditures	Balance
<b>Falcon Cove Middle School</b>						
Additional Computers to Close Gap Project Number: 362285002	439,000	438,970	438,970	-	-	-
Wireless Network Upgrade and CAT 6 Data Port Upgrade Project Number: 362285003	28,000	24,853	24,853	-	-	-
Music Instruments Project Number: 362285009	100,000	100,000	99,998	-	-	2
School Choice Enhancement Project Number: P.002013	100,000	100,000	99,998	-	-	2
<b>Flamingo Elementary School</b>						
Technology Infrastructure Upgrade Project Number: 254185001	21,000	16,410	16,410	-	-	-
Additional Computers to Close Gap Project Number: 254185002	158,000	158,000	158,000	-	-	-
Wireless Network Upgrade and CAT 6 Data Port Upgrade Project Number: 254185003	88,000	49,598	49,598	-	-	-
Music Instruments Project Number: 254185009	50,000	50,000	49,999	-	-	1
School Choice Enhancement Project Number: P.002123	100,000	100,000	100,000	-	-	-
<b>Flanagan, Charles W. High School</b>						
Technology Infrastructure Upgrade Project Number: 339185001	417,000	416,988	416,988	-	-	-

\* Project expenditures include, but are not limited to, construction costs, design costs, permitting costs, advertising costs during the planning and procurement phase, equipment, work orders, and Program Management fees.

There may be some additional financial activity on these projects as the final payments are made and all of the purchase orders are closed-out. When the projects are closed-out remaining balances (savings) are reported to the School Board and returned to the Capital Reserve.

This is a budget and expenditure activity report, and is not a construction status report.  
The accompanying introduction and notes are an integral part of this budget activity report.



# SMART Program Budget Activity Report

## Completed and Meets Standard Projects Detail Schedule for Quarter Ended December 31, 2021



GOB Referendum Approved by Voters on 11/4/2014 - 85 Months Since Approval

School/ Project	Original Budget	Current Budget	Prior Years Expenditures	Commitments	Current Year Expenditures	Balance
<b>Flanagan, Charles W. High School</b>						
Additional Computers to Close Gap Project Number: 339185002	327,000	326,941	326,941	-	-	-
Wireless Network Upgrade and CAT 6 Data Port Upgrade Project Number: 339185003	138,000	120,770	120,770	-	-	-
Music Instruments Project Number: 339185009	300,000	300,000	299,334	-	-	666
Building Envelope Improvements (Roof, Window, Ext Wall, etc.), CR Addition to allow for removal of portable buildings, HVAC Improvements Project Number: P.001847	8,533,000	15,326,361	12,951,547	1,115,516	5,103	1,254,195
Weight Room Renovation Project Number: P.002057	121,000	121,000	113,467	-	7,500	33
Track Resurfacing Project Number: P.002075	300,000	300,000	181,766	2,346	-	115,888
School Choice Enhancement Project Number: P.002432	100,000	100,000	96,642	-	3,349	9
<b>Floranada Elementary School</b>						
Technology Infrastructure Upgrade Project Number: 085185001	30,000	16,917	16,917	-	-	-
Additional Computers to Close Gap Project Number: 085185002	228,000	227,923	227,923	-	-	-
Wireless Network Upgrade and CAT 6 Data Port Upgrade Project Number: 085185003	47,000	46,433	46,433	-	-	-

\* Project expenditures include, but are not limited to, construction costs, design costs, permitting costs, advertising costs during the planning and procurement phase, equipment, work orders, and Program Management fees.

There may be some additional financial activity on these projects as the final payments are made and all of the purchase orders are closed-out. When the projects are closed-out remaining balances (savings) are reported to the School Board and returned to the Capital Reserve.

This is a budget and expenditure activity report, and is not a construction status report.  
The accompanying introduction and notes are an integral part of this budget activity report.



# SMART Program Budget Activity Report

## Completed and Meets Standard Projects Detail Schedule for Quarter Ended December 31, 2021



GOB Referendum Approved by Voters on 11/4/2014 - 85 Months Since Approval

School/ Project	Original Budget	Current Budget	Prior Years Expenditures	Commitments	Current Year Expenditures	Balance
<b>Floranada Elementary School</b>						
Music Instruments Project Number: 085185009	50,000	50,000	45,588	-	-	4,412
School Choice Enhancement Project Number: P.001697	100,000	107,680	107,680	-	-	-
<b>Forest Glen Middle School</b>						
Technology Infrastructure Upgrade Project Number: 305185001	209,000	123,890	123,890	-	-	-
Additional Computers to Close Gap Project Number: 305185002	253,000	252,993	252,993	-	-	-
Wireless Network Upgrade and CAT 6 Data Port Upgrade Project Number: 305185003	81,000	76,928	76,928	-	-	-
School Choice Enhancement Project Number: P.002103	100,000	100,000	100,000	-	-	-
<b>Forest Hills Elementary School</b>						
Additional Computers to Close Gap Project Number: 263185002	50,000	49,917	49,917	-	-	-
Wireless Network Upgrade and CAT 6 Data Port Upgrade Project Number: 263185003	85,000	76,300	76,300	-	-	-
Music Instruments Project Number: 263185009	50,000	50,000	49,996	-	-	4
Replace existing air handling units with new equipment, etc. Project Number: P.000827	2,100,000	2,100,000	1,019,529	-	1,000	1,079,471

\* Project expenditures include, but are not limited to, construction costs, design costs, permitting costs, advertising costs during the planning and procurement phase, equipment, work orders, and Program Management fees.

There may be some additional financial activity on these projects as the final payments are made and all of the purchase orders are closed-out. When the projects are closed-out remaining balances (savings) are reported to the School Board and returned to the Capital Reserve.

This is a budget and expenditure activity report, and is not a construction status report.  
The accompanying introduction and notes are an integral part of this budget activity report.



# SMART Program Budget Activity Report

## Completed and Meets Standard Projects Detail Schedule for Quarter Ended December 31, 2021



GOB Referendum Approved by Voters on 11/4/2014 - 85 Months Since Approval

School/ Project	Original Budget	Current Budget	Prior Years Expenditures	Commitments	Current Year Expenditures	Balance
<b>Forest Hills Elementary School</b>						
School Choice Enhancement Project Number: P.001787	100,000	100,000	100,000	-	-	-
Building Envelope Improvements (Roof, Window, Ext Wall, etc.), Fire Sprinklers, Media Center improvements Project Number: P.001926	1,336,000	2,419,601	806,835	3,949	166,902	1,441,915
<b>Fort Lauderdale High School</b>						
Technology Infrastructure Upgrade Project Number: 095185001	9,000	2,704	2,704	-	-	-
Wireless Network Upgrade and CAT 6 Data Port Upgrade Project Number: 095185003	137,000	102,300	102,300	-	-	-
Music Instruments Project Number: 095185009	300,000	300,000	299,994	-	-	6
Weight Room Renovation Project Number: P.002022	121,000	121,000	121,000	-	-	-
School Choice Enhancement Project Number: P.002102	100,000	100,000	100,000	-	-	-
<b>Fox Trail Elementary School</b>						
Technology Infrastructure Upgrade Project Number: 353185001	17,000	10,233	10,233	-	-	-
Additional Computers to Close Gap Project Number: 353185002	284,000	283,991	283,991	-	-	-
Wireless Network Upgrade and CAT 6 Data Port Upgrade Project Number: 353185003	121,000	78,320	78,320	-	-	-

\* Project expenditures include, but are not limited to, construction costs, design costs, permitting costs, advertising costs during the planning and procurement phase, equipment, work orders, and Program Management fees.

There may be some additional financial activity on these projects as the final payments are made and all of the purchase orders are closed-out. When the projects are closed-out remaining balances (savings) are reported to the School Board and returned to the Capital Reserve.

This is a budget and expenditure activity report, and is not a construction status report.  
The accompanying introduction and notes are an integral part of this budget activity report.



# SMART Program Budget Activity Report

## Completed and Meets Standard Projects Detail Schedule for Quarter Ended December 31, 2021



GOB Referendum Approved by Voters on 11/4/2014 - 85 Months Since Approval

School/ Project	Original Budget	Current Budget	Prior Years Expenditures	Commitments	Current Year Expenditures	Balance
<b>Fox Trail Elementary School</b>						
Music Instruments Project Number: 353185009	50,000	50,000	49,994	-	-	6
Art Room Renovation and Equipment, Building Envelope Improvements (Roof, Window, Ext Wall, etc.), Conversion of Existing Space to Music and/or Art Lab(s), HVAC Improvements, Music Room Renovation Project Number: P.001973	770,000	1,393,309	1,202,402	26,402	19,133	145,372
School Choice Enhancement Project Number: P.002166	100,000	100,000	100,000	-	-	-
<b>Franklin Academy A</b>						
Charter School Technology Project Number: 501285004	351,260	351,258	351,258	-	-	-
<b>Franklin Academy B</b>						
Charter School Technology Project Number: 501085004	39,262	39,261	39,261	-	-	-
<b>Gator Run Elementary School</b>						
Technology Infrastructure Upgrade Project Number: 364285001	176,000	113,689	113,689	-	-	-
Additional Computers to Close Gap Project Number: 364285002	284,000	283,859	283,859	-	-	-
Wireless Network Upgrade and CAT 6 Data Port Upgrade Project Number: 364285003	127,000	68,163	68,163	-	-	-
Music Instruments Project Number: 364285009	50,000	50,000	46,530	-	-	3,470

\* Project expenditures include, but are not limited to, construction costs, design costs, permitting costs, advertising costs during the planning and procurement phase, equipment, work orders, and Program Management fees.

There may be some additional financial activity on these projects as the final payments are made and all of the purchase orders are closed-out. When the projects are closed-out remaining balances (savings) are reported to the School Board and returned to the Capital Reserve.

This is a budget and expenditure activity report, and is not a construction status report.  
The accompanying introduction and notes are an integral part of this budget activity report.



# SMART Program Budget Activity Report

## Completed and Meets Standard Projects Detail Schedule for Quarter Ended December 31, 2021



GOB Referendum Approved by Voters on 11/4/2014 - 85 Months Since Approval

School/ Project	Original Budget	Current Budget	Prior Years Expenditures	Commitments	Current Year Expenditures	Balance
<b>Gator Run Elementary School</b>						
School Choice Enhancement Project Number: P.002008	100,000	100,000	98,127	-	1,835	38
<b>Glades Middle School</b>						
Additional Computers to Close Gap Project Number: 202185002	281,000	280,980	280,980	-	-	-
Wireless Network Upgrade and CAT 6 Data Port Upgrade Project Number: 202185003	25,000	23,295	23,294	-	-	1
Music Instruments Project Number: 202185009	100,000	100,000	99,995	-	-	5
School Choice Enhancement Project Number: P.001927	100,000	100,000	99,673	-	-	327
<b>Griffin Elementary School</b>						
Technology Infrastructure Upgrade Project Number: 285185001	26,000	24,681	24,681	-	-	-
Additional Computers to Close Gap Project Number: 285185002	151,000	150,993	150,993	-	-	-
Wireless Network Upgrade and CAT 6 Data Port Upgrade Project Number: 285185003	80,000	46,648	46,648	-	-	-
Music Instruments Project Number: 285185009	50,000	50,000	49,999	-	-	1
School Choice Enhancement Project Number: P.001777	100,000	100,000	99,979	-	-	21

\* Project expenditures include, but are not limited to, construction costs, design costs, permitting costs, advertising costs during the planning and procurement phase, equipment, work orders, and Program Management fees.

There may be some additional financial activity on these projects as the final payments are made and all of the purchase orders are closed-out. When the projects are closed-out remaining balances (savings) are reported to the School Board and returned to the Capital Reserve.

This is a budget and expenditure activity report, and is not a construction status report.  
The accompanying introduction and notes are an integral part of this budget activity report.



# SMART Program Budget Activity Report

## Completed and Meets Standard Projects Detail Schedule for Quarter Ended December 31, 2021



GOB Referendum Approved by Voters on 11/4/2014 - 85 Months Since Approval

School/ Project	Original Budget	Current Budget	Prior Years Expenditures	Commitments	Current Year Expenditures	Balance
<b>Gulfstream Academy of Hallandale Beach K-8(Hallandale Adult &amp; Community Center)</b>						
Technology Infrastructure Upgrade Project Number: 059285001	143,000	128,656	128,656	-	-	-
Wireless Network Upgrade and CAT 6 Data Port Upgrade Project Number: 059285003	136,000	73,519	73,519	-	-	-
Music Instruments Project Number: 059285009	50,000	-	-	-	-	-
Re-Roof Buildings #13 & 14 Project Number: P.001616	383,000	383,000	351,539	-	-	31,461
Building Envelope Improvements (Roof, Window, Ext Wall, etc.), Electrical Improvements, Fire Sprinklers, HVAC Improvements, Media Center improvements, Replacement of building 1, Replacement of building 12, Replacement of building 7, Replacement of building Project Number: P.001822	5,161,700	5,161,700	4,979,625	96,016	63,596	22,463
School Choice Enhancement Project Number: P.001887	100,000	100,000	100,000	-	-	-
<b>Gulfstream Academy of Hallandale Beach K-8(Hallandale Elementary School)</b>						
Technology Infrastructure Upgrade Project Number: 013185001	139,000	77,263	77,263	-	-	-

\* Project expenditures include, but are not limited to, construction costs, design costs, permitting costs, advertising costs during the planning and procurement phase, equipment, work orders, and Program Management fees.

There may be some additional financial activity on these projects as the final payments are made and all of the purchase orders are closed-out. When the projects are closed-out remaining balances (savings) are reported to the School Board and returned to the Capital Reserve.

This is a budget and expenditure activity report, and is not a construction status report.  
The accompanying introduction and notes are an integral part of this budget activity report.



# SMART Program Budget Activity Report

## Completed and Meets Standard Projects Detail Schedule for Quarter Ended December 31, 2021



GOB Referendum Approved by Voters on 11/4/2014 - 85 Months Since Approval

School/ Project	Original Budget	Current Budget	Prior Years Expenditures	Commitments	Current Year Expenditures	Balance
<b>Gulfstream Academy of Hallandale Beach K-8(Hallandale Elementary School)</b>						
Additional Computers to Close Gap Project Number: 013185002	204,000	203,960	203,960	-	-	-
Wireless Network Upgrade and CAT 6 Data Port Upgrade Project Number: 013185003	82,000	59,742	59,742	-	-	-
Music Instruments Project Number: 013185009	50,000	100,000	79,156	-	-	20,844
<b>Gulfstream Early Learning Center of Excellence</b>						
Additional Computers to Close Gap Project Number: 393185002	46,000	45,772	45,772	-	-	-
Wireless Network Upgrade and CAT 6 Data Port Upgrade Project Number: 393185003	89,000	32,087	-	-	-	32,087
Music Instruments Project Number: 393185009	100,000	-	-	-	-	-
<b>Hallandale High School</b>						
Technology Infrastructure Upgrade Project Number: 040385001	9,000	1,568	1,568	-	-	-
Additional Computers to Close Gap Project Number: 040385002	245,000	244,957	244,957	-	-	-
Wireless Network Upgrade and CAT 6 Data Port Upgrade Project Number: 040385003	152,000	131,164	131,164	-	-	-

\* Project expenditures include, but are not limited to, construction costs, design costs, permitting costs, advertising costs during the planning and procurement phase, equipment, work orders, and Program Management fees.

There may be some additional financial activity on these projects as the final payments are made and all of the purchase orders are closed-out. When the projects are closed-out remaining balances (savings) are reported to the School Board and returned to the Capital Reserve.

This is a budget and expenditure activity report, and is not a construction status report.  
The accompanying introduction and notes are an integral part of this budget activity report.



# SMART Program Budget Activity Report

## Completed and Meets Standard Projects Detail Schedule for Quarter Ended December 31, 2021



GOB Referendum Approved by Voters on 11/4/2014 - 85 Months Since Approval

School/ Project	Original Budget	Current Budget	Prior Years Expenditures	Commitments	Current Year Expenditures	Balance
<b>Hallandale High School</b>						
Music Instruments Project Number: 040385009	300,000	300,000	299,963	-	-	37
Track Resurfacing Project Number: P.002076	300,000	300,000	186,744	7,710	-	105,546
Weight Room Renovation Project Number: P.002158	121,000	121,000	120,956	-	-	44
<b>Harbordale Elementary School</b>						
Technology Infrastructure Upgrade Project Number: 049185001	36,000	23,058	23,058	-	-	-
Additional Computers to Close Gap Project Number: 049185002	104,000	103,993	103,993	-	-	-
Wireless Network Upgrade and CAT 6 Data Port Upgrade Project Number: 049185003	45,000	25,301	25,301	-	-	-
Music Instruments Project Number: 049185009	50,000	50,000	48,374	-	-	1,626
<b>Hawkes Bluff Elementary School</b>						
Technology Infrastructure Upgrade Project Number: 313185001	127,000	83,572	83,572	-	-	-
Additional Computers to Close Gap Project Number: 313185002	152,000	151,696	151,696	-	-	-
Wireless Network Upgrade and CAT 6 Data Port Upgrade Project Number: 313185003	114,000	60,754	60,754	-	-	-

\* Project expenditures include, but are not limited to, construction costs, design costs, permitting costs, advertising costs during the planning and procurement phase, equipment, work orders, and Program Management fees.

There may be some additional financial activity on these projects as the final payments are made and all of the purchase orders are closed-out. When the projects are closed-out remaining balances (savings) are reported to the School Board and returned to the Capital Reserve.

This is a budget and expenditure activity report, and is not a construction status report.  
The accompanying introduction and notes are an integral part of this budget activity report.



# SMART Program Budget Activity Report

## Completed and Meets Standard Projects Detail Schedule for Quarter Ended December 31, 2021



GOB Referendum Approved by Voters on 11/4/2014 - 85 Months Since Approval

School/ Project	Original Budget	Current Budget	Prior Years Expenditures	Commitments	Current Year Expenditures	Balance
<b>Hawkes Bluff Elementary School</b>						
Music Instruments Project Number: 313185009	50,000	50,000	49,960	-	-	40
School Choice Enhancement Project Number: P.001843	100,000	100,000	100,000	-	-	-
<b>Henry D. Perry Education Center</b>						
Technology Infrastructure Upgrade Project Number: 101185001	9,000	-	-	-	-	-
Additional Computers to Close Gap Project Number: 101185002	64,000	63,974	63,974	-	-	-
Wireless Network Upgrade and CAT 6 Data Port Upgrade Project Number: 101185003	139,000	78,994	78,994	-	-	-
Music Instruments Project Number: 101185009	100,000	50,000	50,000	-	-	-
School Choice Enhancement Project Number: P.002337	100,000	100,000	100,000	-	-	-
<b>Henry McNeal Turner Learning Academy</b>						
Charter School Technology Project Number: 541885004	24,576	24,668	24,668	-	-	-
<b>Heron Heights Elementary School</b>						
Additional Computers to Close Gap Project Number: 396185002	298,000	297,799	297,799	-	-	-
Wireless Network Upgrade and CAT 6 Data Port Upgrade Project Number: 396185003	20,000	19,997	19,997	-	-	-

\* Project expenditures include, but are not limited to, construction costs, design costs, permitting costs, advertising costs during the planning and procurement phase, equipment, work orders, and Program Management fees.

There may be some additional financial activity on these projects as the final payments are made and all of the purchase orders are closed-out. When the projects are closed-out remaining balances (savings) are reported to the School Board and returned to the Capital Reserve.

This is a budget and expenditure activity report, and is not a construction status report.  
The accompanying introduction and notes are an integral part of this budget activity report.



# SMART Program Budget Activity Report

## Completed and Meets Standard Projects Detail Schedule for Quarter Ended December 31, 2021



GOB Referendum Approved by Voters on 11/4/2014 - 85 Months Since Approval

School/ Project	Original Budget	Current Budget	Prior Years Expenditures	Commitments	Current Year Expenditures	Balance
<b>Heron Heights Elementary School</b>						
Music Instruments Project Number: 396185009	50,000	50,000	37,564	-	-	12,436
School Choice Enhancement Project Number: P.002379	100,000	100,000	68,315	9,611	22,068	6
<b>Hollywood Academy of Arts and Science Elementary</b>						
Charter School Technology Project Number: 532585004	311,399	311,392	311,392	-	-	-
<b>Hollywood Academy of Arts and Science Middle</b>						
Charter School Technology Project Number: 536285004	139,365	139,358	139,358	-	-	-
<b>Hollywood Central Elementary School</b>						
Technology Infrastructure Upgrade Project Number: 012185001	26,000	12,199	12,199	-	-	-
Additional Computers to Close Gap Project Number: 012185002	119,000	118,908	118,908	-	-	-
Wireless Network Upgrade and CAT 6 Data Port Upgrade Project Number: 012185003	76,000	51,725	51,725	-	-	-
Music Instruments Project Number: 012185009	50,000	50,000	49,999	-	-	1
<b>Hollywood Hills Elementary School</b>						
Additional Computers to Close Gap Project Number: 011185002	189,000	188,866	188,866	-	-	-

\* Project expenditures include, but are not limited to, construction costs, design costs, permitting costs, advertising costs during the planning and procurement phase, equipment, work orders, and Program Management fees.

There may be some additional financial activity on these projects as the final payments are made and all of the purchase orders are closed-out. When the projects are closed-out remaining balances (savings) are reported to the School Board and returned to the Capital Reserve.

This is a budget and expenditure activity report, and is not a construction status report.  
The accompanying introduction and notes are an integral part of this budget activity report.



# SMART Program Budget Activity Report

## Completed and Meets Standard Projects Detail Schedule for Quarter Ended December 31, 2021



GOB Referendum Approved by Voters on 11/4/2014 - 85 Months Since Approval

School/ Project	Original Budget	Current Budget	Prior Years Expenditures	Commitments	Current Year Expenditures	Balance
<b>Hollywood Hills Elementary School</b>						
Wireless Network Upgrade and CAT 6 Data Port Upgrade Project Number: 011185003	126,000	1,325	1,325	-	-	-
Music Instruments Project Number: 011185009	50,000	50,000	49,289	-	-	711
School Choice Enhancement Project Number: P.002456	100,000	100,000	91,386	999	7,615	-
<b>Hollywood Hills High School</b>						
Technology Infrastructure Upgrade Project Number: 166185001	64,000	53,175	53,175	-	-	-
Additional Computers to Close Gap Project Number: 166185002	417,000	416,991	416,991	-	-	-
Wireless Network Upgrade and CAT 6 Data Port Upgrade Project Number: 166185003	235,000	114,408	114,408	-	-	-
Music Instruments Project Number: 166185009	300,000	300,000	295,544	-	-	4,456
School Choice Enhancement Project Number: P.001913	100,000	100,000	99,988	-	-	12
Weight Room Renovation Project Number: P.002014	121,000	121,000	120,849	85	-	66
Track Resurfacing Project Number: P.002077	300,000	300,000	276,746	12,123	-	11,131
<b>Hollywood Park Elementary School</b>						
Additional Computers to Close Gap Project Number: 176185002	121,000	120,947	120,947	-	-	-

\* Project expenditures include, but are not limited to, construction costs, design costs, permitting costs, advertising costs during the planning and procurement phase, equipment, work orders, and Program Management fees.

There may be some additional financial activity on these projects as the final payments are made and all of the purchase orders are closed-out. When the projects are closed-out remaining balances (savings) are reported to the School Board and returned to the Capital Reserve.

This is a budget and expenditure activity report, and is not a construction status report.  
The accompanying introduction and notes are an integral part of this budget activity report.



# SMART Program Budget Activity Report

## Completed and Meets Standard Projects Detail Schedule for Quarter Ended December 31, 2021



GOB Referendum Approved by Voters on 11/4/2014 - 85 Months Since Approval

School/ Project	Original Budget	Current Budget	Prior Years Expenditures	Commitments	Current Year Expenditures	Balance
<b>Hollywood Park Elementary School</b>						
Wireless Network Upgrade and CAT 6 Data Port Upgrade Project Number: 176185003	72,000	43,004	43,004	-	-	-
Music Instruments Project Number: 176185009	50,000	50,000	49,999	-	-	1
School Choice Enhancement Project Number: P.002028	100,000	100,000	99,824	-	-	176
<b>Horizon Elementary School</b>						
Additional Computers to Close Gap Project Number: 253185002	117,000	116,902	116,902	-	-	-
Wireless Network Upgrade and CAT 6 Data Port Upgrade Project Number: 253185003	83,000	55,369	55,369	-	-	-
Music Instruments Project Number: 253185009	50,000	50,000	49,949	-	-	51
School Choice Enhancement Project Number: P.002231	100,000	100,000	100,000	-	-	-
<b>Hunt, James S. Elementary School</b>						
Additional Computers to Close Gap Project Number: 197185002	190,000	189,620	189,620	-	-	-
Wireless Network Upgrade and CAT 6 Data Port Upgrade Project Number: 197185003	94,000	60,906	60,906	-	-	-
Music Instruments Project Number: 197185009	50,000	50,000	49,638	-	-	362
School Choice Enhancement Project Number: P.002380	100,000	100,000	97,177	1,741	598	484

\* Project expenditures include, but are not limited to, construction costs, design costs, permitting costs, advertising costs during the planning and procurement phase, equipment, work orders, and Program Management fees.

There may be some additional financial activity on these projects as the final payments are made and all of the purchase orders are closed-out. When the projects are closed-out remaining balances (savings) are reported to the School Board and returned to the Capital Reserve.

This is a budget and expenditure activity report, and is not a construction status report.  
The accompanying introduction and notes are an integral part of this budget activity report.



# SMART Program Budget Activity Report

## Completed and Meets Standard Projects Detail Schedule for Quarter Ended December 31, 2021



GOB Referendum Approved by Voters on 11/4/2014 - 85 Months Since Approval

School/ Project	Original Budget	Current Budget	Prior Years Expenditures	Commitments	Current Year Expenditures	Balance
<b>Imagine Charter School at Weston</b>						
Charter School Technology Project Number: 511185004	222,085	222,051	222,051	-	-	-
<b>Imagine Elementary at North Lauderdale Charter School</b>						
Charter School Technology Project Number: 517185004	162,443	162,438	162,438	-	-	-
<b>Imagine Schools at Broward</b>						
Charter School Technology Project Number: 502485004	258,949	258,938	258,938	-	-	-
<b>Indian Ridge Middle School</b>						
Technology Infrastructure Upgrade Project Number: 347185001	327,000	196,810	196,810	-	-	-
Additional Computers to Close Gap Project Number: 347185002	245,000	244,986	244,986	-	-	-
Wireless Network Upgrade and CAT 6 Data Port Upgrade Project Number: 347185003	18,000	3,979	3,979	-	-	-
Music Instruments Project Number: 347185009	100,000	100,000	99,997	-	-	3
Art Room Renovation and Equipment, Building Envelope Improvements (Roof, Window, Ext Wall, etc.), Conversion of Existing Space to Music and/or Art Lab(s), HVAC Improvements, Music Room Renovation Project Number: P.001748	5,115,000	5,829,717	5,829,715	-	-	2

\* Project expenditures include, but are not limited to, construction costs, design costs, permitting costs, advertising costs during the planning and procurement phase, equipment, work orders, and Program Management fees.

There may be some additional financial activity on these projects as the final payments are made and all of the purchase orders are closed-out. When the projects are closed-out remaining balances (savings) are reported to the School Board and returned to the Capital Reserve.

This is a budget and expenditure activity report, and is not a construction status report.  
The accompanying introduction and notes are an integral part of this budget activity report.



# SMART Program Budget Activity Report

## Completed and Meets Standard Projects Detail Schedule for Quarter Ended December 31, 2021



GOB Referendum Approved by Voters on 11/4/2014 - 85 Months Since Approval

School/ Project	Original Budget	Current Budget	Prior Years Expenditures	Commitments	Current Year Expenditures	Balance
<b>Indian Ridge Middle School</b>						
School Choice Enhancement Project Number: P.001803	100,000	100,000	99,948	-	-	52
<b>Indian Trace Elementary School</b>						
Technology Infrastructure Upgrade Project Number: 318185001	52,000	50,990	50,990	-	-	-
Additional Computers to Close Gap Project Number: 318185002	111,000	110,905	110,905	-	-	-
Wireless Network Upgrade and CAT 6 Data Port Upgrade Project Number: 318185003	46,000	43,737	43,737	-	-	-
Music Instruments Project Number: 318185009	50,000	50,000	49,997	-	-	3
School Choice Enhancement Project Number: P.002226	100,000	100,000	96,028	-	3,972	-
<b>Kidz Choice Charter</b>						
Charter School Technology Project Number: 540985004	32,069	32,063	32,063	-	-	-
<b>King, Martin Luther (Dr. Martin Luther King, Jr. Montessori Academy)</b>						
Additional Computers to Close Gap Project Number: 161185002	43,000	42,892	42,892	-	-	-
Wireless Network Upgrade and CAT 6 Data Port Upgrade Project Number: 161185003	49,000	36,085	36,085	-	-	-
Music Instruments Project Number: 161185009	50,000	50,000	50,000	-	-	-

\* Project expenditures include, but are not limited to, construction costs, design costs, permitting costs, advertising costs during the planning and procurement phase, equipment, work orders, and Program Management fees.

There may be some additional financial activity on these projects as the final payments are made and all of the purchase orders are closed-out. When the projects are closed-out remaining balances (savings) are reported to the School Board and returned to the Capital Reserve.

This is a budget and expenditure activity report, and is not a construction status report.  
The accompanying introduction and notes are an integral part of this budget activity report.



# SMART Program Budget Activity Report

## Completed and Meets Standard Projects Detail Schedule for Quarter Ended December 31, 2021



GOB Referendum Approved by Voters on 11/4/2014 - 85 Months Since Approval

School/ Project	Original Budget	Current Budget	Prior Years Expenditures	Commitments	Current Year Expenditures	Balance
<b>King, Martin Luther (Dr. Martin Luther King, Jr. Montessori Academy)</b>						
Building Envelope Improvements (Roof, Window, Ext Wall, etc.), Fire Sprinklers, HVAC Improvements Project Number: P.001662	1,061,000	1,061,000	940,545	10,563	40,149	69,743
School Choice Enhancement Project Number: P.001802	100,000	100,000	99,997	-	-	3
<b>Lake Forest Elementary School</b>						
Technology Infrastructure Upgrade Project Number: 083185001	17,000	11,378	11,378	-	-	-
Additional Computers to Close Gap Project Number: 083185002	169,000	168,884	168,884	-	-	-
Wireless Network Upgrade and CAT 6 Data Port Upgrade Project Number: 083185003	45,000	32,051	32,051	-	-	-
Music Instruments Project Number: 083185009	50,000	50,000	49,962	-	-	38
Re-roof of Building #4 in accordance with all applicable Codes and Standards Project Number: P.001484	475,000	475,000	348,772	-	22,222	104,006
<b>Lakeside Elementary School</b>						
Technology Infrastructure Upgrade Project Number: 359185001	128,000	97,362	97,362	-	-	-

\* Project expenditures include, but are not limited to, construction costs, design costs, permitting costs, advertising costs during the planning and procurement phase, equipment, work orders, and Program Management fees.

There may be some additional financial activity on these projects as the final payments are made and all of the purchase orders are closed-out. When the projects are closed-out remaining balances (savings) are reported to the School Board and returned to the Capital Reserve.

This is a budget and expenditure activity report, and is not a construction status report.  
The accompanying introduction and notes are an integral part of this budget activity report.



# SMART Program Budget Activity Report

## Completed and Meets Standard Projects Detail Schedule for Quarter Ended December 31, 2021



GOB Referendum Approved by Voters on 11/4/2014 - 85 Months Since Approval

School/ Project	Original Budget	Current Budget	Prior Years Expenditures	Commitments	Current Year Expenditures	Balance
<b>Lakeside Elementary School</b>						
Additional Computers to Close Gap Project Number: 359185002	196,000	195,957	195,957	-	-	-
Wireless Network Upgrade and CAT 6 Data Port Upgrade Project Number: 359185003	83,000	53,043	53,043	-	-	-
Music Instruments Project Number: 359185009	50,000	50,000	49,992	-	-	8
<b>Lanier-James Education Center</b>						
Wireless Network Upgrade and CAT 6 Data Port Upgrade Project Number: 040585003	62,000	44,633	44,633	-	-	-
Music Instruments Project Number: 040585009	50,000	-	-	-	-	-
School Choice Enhancement Project Number: P.002025	100,000	100,000	99,988	-	-	12
<b>Larkdale Elementary School</b>						
Additional Computers to Close Gap Project Number: 062185002	19,000	18,983	18,983	-	-	-
Wireless Network Upgrade and CAT 6 Data Port Upgrade Project Number: 062185003	40,000	35,174	35,174	-	-	-
Music Instruments Project Number: 062185009	50,000	-	-	-	-	-
<b>Lauderdale Lakes Middle School</b>						
Technology Infrastructure Upgrade Project Number: 170185001	9,000	6,582	6,582	-	-	-

\* Project expenditures include, but are not limited to, construction costs, design costs, permitting costs, advertising costs during the planning and procurement phase, equipment, work orders, and Program Management fees.

There may be some additional financial activity on these projects as the final payments are made and all of the purchase orders are closed-out. When the projects are closed-out remaining balances (savings) are reported to the School Board and returned to the Capital Reserve.

This is a budget and expenditure activity report, and is not a construction status report.  
The accompanying introduction and notes are an integral part of this budget activity report.



# SMART Program Budget Activity Report

## Completed and Meets Standard Projects Detail Schedule for Quarter Ended December 31, 2021



GOB Referendum Approved by Voters on 11/4/2014 - 85 Months Since Approval

School/ Project	Original Budget	Current Budget	Prior Years Expenditures	Commitments	Current Year Expenditures	Balance
<b>Lauderdale Lakes Middle School</b>						
Additional Computers to Close Gap Project Number: 170185002	112,000	111,846	111,846	-	-	-
Wireless Network Upgrade and CAT 6 Data Port Upgrade Project Number: 170185003	45,000	43,744	43,744	-	-	-
Music Instruments Project Number: 170185009	100,000	100,000	99,976	-	-	24
School Choice Enhancement Project Number: P.001966	100,000	100,000	97,198	-	-	2,802
<b>Lauderdale Manors Early Learning and Resource Center</b>						
Wireless Network Upgrade and CAT 6 Data Port Upgrade Project Number: 043185003	11,000	10,996	10,996	-	-	-
Music Instruments Project Number: 043185009	50,000	-	-	-	-	-
School Choice Enhancement Project Number: P.001909	100,000	100,000	99,582	417	-	1
<b>Lauderhill 6-12 School</b>						
Technology Infrastructure Upgrade Project Number: 139185001	17,000	-	-	-	-	-
Wireless Network Upgrade and CAT 6 Data Port Upgrade Project Number: 139185003	115,000	103,790	103,790	-	-	-
Music Instruments Project Number: 139185009	300,000	300,000	274,410	-	-	25,590

\* Project expenditures include, but are not limited to, construction costs, design costs, permitting costs, advertising costs during the planning and procurement phase, equipment, work orders, and Program Management fees.

There may be some additional financial activity on these projects as the final payments are made and all of the purchase orders are closed-out. When the projects are closed-out remaining balances (savings) are reported to the School Board and returned to the Capital Reserve.

This is a budget and expenditure activity report, and is not a construction status report.  
The accompanying introduction and notes are an integral part of this budget activity report.



# SMART Program Budget Activity Report

## Completed and Meets Standard Projects Detail Schedule for Quarter Ended December 31, 2021



GOB Referendum Approved by Voters on 11/4/2014 - 85 Months Since Approval

School/ Project	Original Budget	Current Budget	Prior Years Expenditures	Commitments	Current Year Expenditures	Balance
<b>Lauderhill 6-12 School</b>						
Weight Room Renovation Project Number: P.002048	121,000	121,000	114,790	2,290	-386	4,306
School Choice Enhancement Project Number: P.002235	100,000	100,000	97,985	-	1,943	72
<b>Lauderhill-Paul Turner Elementary School</b>						
Additional Computers to Close Gap Project Number: 138185002	165,000	164,988	164,988	-	-	-
Wireless Network Upgrade and CAT 6 Data Port Upgrade Project Number: 138185003	51,000	37,548	37,548	-	-	-
Music Instruments Project Number: 138185009	50,000	50,000	49,999	-	-	1
<b>Liberty Elementary School</b>						
Technology Infrastructure Upgrade Project Number: 382185001	26,000	12,834	12,834	-	-	-
Additional Computers to Close Gap Project Number: 382185002	262,000	261,909	261,909	-	-	-
Wireless Network Upgrade and CAT 6 Data Port Upgrade Project Number: 382185003	105,000	76,647	76,647	-	-	-
Music Instruments Project Number: 382185009	50,000	50,000	49,933	-	-	67
School Choice Enhancement Project Number: P.001714	100,000	100,000	100,000	-	-	-

\* Project expenditures include, but are not limited to, construction costs, design costs, permitting costs, advertising costs during the planning and procurement phase, equipment, work orders, and Program Management fees.

There may be some additional financial activity on these projects as the final payments are made and all of the purchase orders are closed-out. When the projects are closed-out remaining balances (savings) are reported to the School Board and returned to the Capital Reserve.

This is a budget and expenditure activity report, and is not a construction status report.  
The accompanying introduction and notes are an integral part of this budget activity report.



# SMART Program Budget Activity Report

## Completed and Meets Standard Projects Detail Schedule for Quarter Ended December 31, 2021



GOB Referendum Approved by Voters on 11/4/2014 - 85 Months Since Approval

School/ Project	Original Budget	Current Budget	Prior Years Expenditures	Commitments	Current Year Expenditures	Balance
<b>Liberty Elementary School</b>						
Conversion of Existing Space to Music and/or Art Lab(s), HVAC Improvements, Music Room Renovation, PE/Athletic Improvements Project Number: P.001999	377,000	465,093	380,318	18,412	7,047	59,316
<b>Lloyd Estates Elementary School</b>						
Additional Computers to Close Gap Project Number: 109185002	151,000	150,966	150,966	-	-	-
Wireless Network Upgrade and CAT 6 Data Port Upgrade Project Number: 109185003	28,000	24,830	24,830	-	-	-
Music Instruments Project Number: 109185009	50,000	50,000	49,987	-	-	13
School Choice Enhancement Project Number: P.001891	100,000	100,000	99,918	-	-	82
<b>Lyons Creek Middle School</b>						
Technology Infrastructure Upgrade Project Number: 310185001	192,000	165,569	165,569	-	-	-
Additional Computers to Close Gap Project Number: 310185002	225,000	224,979	224,979	-	-	-
Wireless Network Upgrade and CAT 6 Data Port Upgrade Project Number: 310185003	11,000	7,575	7,575	-	-	-
Music Instruments Project Number: 310185009	100,000	100,000	99,930	-	-	70

\* Project expenditures include, but are not limited to, construction costs, design costs, permitting costs, advertising costs during the planning and procurement phase, equipment, work orders, and Program Management fees.

There may be some additional financial activity on these projects as the final payments are made and all of the purchase orders are closed-out. When the projects are closed-out remaining balances (savings) are reported to the School Board and returned to the Capital Reserve.

This is a budget and expenditure activity report, and is not a construction status report.  
The accompanying introduction and notes are an integral part of this budget activity report.



# SMART Program Budget Activity Report

## Completed and Meets Standard Projects Detail Schedule for Quarter Ended December 31, 2021



GOB Referendum Approved by Voters on 11/4/2014 - 85 Months Since Approval

School/ Project	Original Budget	Current Budget	Prior Years Expenditures	Commitments	Current Year Expenditures	Balance
<b>Manatee Bay Elementary School</b>						
Technology Infrastructure Upgrade Project Number: 384185001	65,000	40,991	40,991	-	-	-
Additional Computers to Close Gap Project Number: 384185002	304,000	303,892	303,892	-	-	-
Wireless Network Upgrade and CAT 6 Data Port Upgrade Project Number: 384185003	113,000	76,077	76,077	-	-	-
Music Instruments Project Number: 384185009	50,000	50,000	49,998	-	-	2
Art Room Renovation and Equipment, Building Envelope Improvements (Roof, Window, Ext Wall, etc.), Conversion of Existing Space to Music and/or Art Lab(s), HVAC Improvements, Music Room Renovation Project Number: P.001759	1,759,000	2,322,208	2,322,207	-	-	1
School Choice Enhancement Project Number: P.001776	100,000	100,000	99,993	-	-	7
<b>Maplewood Elementary School</b>						
Technology Infrastructure Upgrade Project Number: 274185001	84,000	42,552	42,552	-	-	-
Additional Computers to Close Gap Project Number: 274185002	148,000	147,639	147,639	-	-	-
Wireless Network Upgrade and CAT 6 Data Port Upgrade Project Number: 274185003	99,000	52,586	52,586	-	-	-

\* Project expenditures include, but are not limited to, construction costs, design costs, permitting costs, advertising costs during the planning and procurement phase, equipment, work orders, and Program Management fees.

There may be some additional financial activity on these projects as the final payments are made and all of the purchase orders are closed-out. When the projects are closed-out remaining balances (savings) are reported to the School Board and returned to the Capital Reserve.

This is a budget and expenditure activity report, and is not a construction status report.  
The accompanying introduction and notes are an integral part of this budget activity report.



# SMART Program Budget Activity Report

## Completed and Meets Standard Projects Detail Schedule for Quarter Ended December 31, 2021



GOB Referendum Approved by Voters on 11/4/2014 - 85 Months Since Approval

School/ Project	Original Budget	Current Budget	Prior Years Expenditures	Commitments	Current Year Expenditures	Balance
<b>Maplewood Elementary School</b>						
Music Instruments Project Number: 274185009	50,000	50,000	49,892	-	-	108
School Choice Enhancement Project Number: P.001798	100,000	100,000	99,500	-	-	500
<b>Margate Elementary School</b>						
Technology Infrastructure Upgrade Project Number: 116185001	34,000	23,227	23,227	-	-	-
Additional Computers to Close Gap Project Number: 116185002	228,000	227,909	227,909	-	-	-
Wireless Network Upgrade and CAT 6 Data Port Upgrade Project Number: 116185003	125,000	75,728	75,728	-	-	-
Music Instruments Project Number: 116185009	50,000	50,000	49,927	-	-	73
<b>Margate Middle School</b>						
Technology Infrastructure Upgrade Project Number: 058185001	4,000	-	-	-	-	-
Additional Computers to Close Gap Project Number: 058185002	146,000	145,842	145,842	-	-	-
Wireless Network Upgrade and CAT 6 Data Port Upgrade Project Number: 058185003	136,000	83,218	83,218	-	-	-
Music Instruments Project Number: 058185009	100,000	100,000	99,864	-	-	136

\* Project expenditures include, but are not limited to, construction costs, design costs, permitting costs, advertising costs during the planning and procurement phase, equipment, work orders, and Program Management fees.

There may be some additional financial activity on these projects as the final payments are made and all of the purchase orders are closed-out. When the projects are closed-out remaining balances (savings) are reported to the School Board and returned to the Capital Reserve.

This is a budget and expenditure activity report, and is not a construction status report.  
The accompanying introduction and notes are an integral part of this budget activity report.



# SMART Program Budget Activity Report

## Completed and Meets Standard Projects Detail Schedule for Quarter Ended December 31, 2021



GOB Referendum Approved by Voters on 11/4/2014 - 85 Months Since Approval

School/ Project	Original Budget	Current Budget	Prior Years Expenditures	Commitments	Current Year Expenditures	Balance
<b>Margate Middle School</b>						
School Choice Enhancement Project Number: P.002232	100,000	100,000	98,355	1,543	-	102
<b>Markham, C. Robert Elementary School</b>						
Technology Infrastructure Upgrade Project Number: 167185001	4,000	3,956	3,956	-	-	-
Additional Computers to Close Gap Project Number: 167185002	155,000	154,995	154,995	-	-	-
Wireless Network Upgrade and CAT 6 Data Port Upgrade Project Number: 167185003	42,000	25,967	25,967	-	-	-
Music Instruments Project Number: 167185009	50,000	-	-	-	-	-
School Choice Enhancement Project Number: P.002227	100,000	100,000	98,564	-	1,366	70
<b>Mavericks High of Central Broward County</b>						
Charter School Technology Project Number: 548185004	105,798	105,721	105,721	-	-	-
<b>Mavericks High School of North Broward</b>						
Charter School Technology Project Number: 500985004	107,296	107,294	107,294	-	-	-
<b>McArthur High School</b>						
Technology Infrastructure Upgrade Project Number: 024185001	26,000	9,665	9,665	-	-	-
Additional Computers to Close Gap Project Number: 024185002	263,000	262,988	262,988	-	-	-

\* Project expenditures include, but are not limited to, construction costs, design costs, permitting costs, advertising costs during the planning and procurement phase, equipment, work orders, and Program Management fees.

There may be some additional financial activity on these projects as the final payments are made and all of the purchase orders are closed-out. When the projects are closed-out remaining balances (savings) are reported to the School Board and returned to the Capital Reserve.

This is a budget and expenditure activity report, and is not a construction status report.  
The accompanying introduction and notes are an integral part of this budget activity report.



# SMART Program Budget Activity Report

## Completed and Meets Standard Projects Detail Schedule for Quarter Ended December 31, 2021



GOB Referendum Approved by Voters on 11/4/2014 - 85 Months Since Approval

School/ Project	Original Budget	Current Budget	Prior Years Expenditures	Commitments	Current Year Expenditures	Balance
<b>McArthur High School</b>						
Wireless Network Upgrade and CAT 6 Data Port Upgrade Project Number: 024185003	191,000	111,877	111,877	-	-	-
Music Instruments Project Number: 024185009	300,000	300,000	299,871	-	-	129
Weight Room Renovation Project Number: P.002155	121,000	121,000	120,992	-	-	8
School Choice Enhancement Project Number: P.002233	100,000	100,000	85,518	2,000	12,166	316
<b>McFatter Technical College</b>						
Technology Infrastructure Upgrade Project Number: 129185001	362,000	329,280	329,280	-	-	-
Wireless Network Upgrade and CAT 6 Data Port Upgrade Project Number: 129185003	126,000	94,296	94,296	-	-	-
School Choice Enhancement Project Number: P.001851	100,000	100,000	99,996	-	-	4
<b>McFatter Technical, Broward Fire Academy</b>						
Technology Infrastructure Upgrade Project Number: 277185001	13,000	8,259	8,259	-	-	-
School Choice Enhancement Project Number: P.001790	100,000	100,000	100,000	-	-	-
<b>McNab Elementary School</b>						
Technology Infrastructure Upgrade Project Number: 084185001	92,000	64,075	64,075	-	-	-

\* Project expenditures include, but are not limited to, construction costs, design costs, permitting costs, advertising costs during the planning and procurement phase, equipment, work orders, and Program Management fees.

There may be some additional financial activity on these projects as the final payments are made and all of the purchase orders are closed-out. When the projects are closed-out remaining balances (savings) are reported to the School Board and returned to the Capital Reserve.

This is a budget and expenditure activity report, and is not a construction status report.  
The accompanying introduction and notes are an integral part of this budget activity report.



# SMART Program Budget Activity Report

## Completed and Meets Standard Projects Detail Schedule for Quarter Ended December 31, 2021



GOB Referendum Approved by Voters on 11/4/2014 - 85 Months Since Approval

School/ Project	Original Budget	Current Budget	Prior Years Expenditures	Commitments	Current Year Expenditures	Balance
<b>McNab Elementary School</b>						
Additional Computers to Close Gap Project Number: 084185002	124,000	123,994	123,994	-	-	-
Wireless Network Upgrade and CAT 6 Data Port Upgrade Project Number: 084185003	52,000	-	-	-	-	-
Music Instruments Project Number: 084185009	50,000	50,000	46,919	-	-	3,081
School Choice Enhancement Project Number: P.002140	100,000	100,000	100,000	-	-	-
<b>McNicol Middle School</b>						
Wireless Network Upgrade and CAT 6 Data Port Upgrade Project Number: 048185003	65,000	49,731	49,731	-	-	-
Music Instruments Project Number: 048185009	100,000	100,000	100,000	-	-	-
School Choice Enhancement Project Number: P.001701	100,000	100,000	99,927	-	-	73
Building Envelope Improvements (Roof, Window, Ext Wall, etc.), Conversion of Existing Space to Music and/or Art Lab(s), Fire Sprinklers, HVAC Improvements, Music Room Renovation Project Number: P.001941	1,345,000	1,345,000	1,265,585	-	-	79,415
<b>Meadowbrook Elementary School</b>						
Additional Computers to Close Gap Project Number: 076185002	183,000	182,918	182,918	-	-	-

\* Project expenditures include, but are not limited to, construction costs, design costs, permitting costs, advertising costs during the planning and procurement phase, equipment, work orders, and Program Management fees.

There may be some additional financial activity on these projects as the final payments are made and all of the purchase orders are closed-out. When the projects are closed-out remaining balances (savings) are reported to the School Board and returned to the Capital Reserve.

This is a budget and expenditure activity report, and is not a construction status report.  
The accompanying introduction and notes are an integral part of this budget activity report.



# SMART Program Budget Activity Report

## Completed and Meets Standard Projects Detail Schedule for Quarter Ended December 31, 2021



GOB Referendum Approved by Voters on 11/4/2014 - 85 Months Since Approval

School/ Project	Original Budget	Current Budget	Prior Years Expenditures	Commitments	Current Year Expenditures	Balance
<b>Meadowbrook Elementary School</b>						
Wireless Network Upgrade and CAT 6 Data Port Upgrade Project Number: 076185003	40,000	35,458	35,458	-	-	-
Music Instruments Project Number: 076185009	50,000	50,000	48,857	-	-	1,143
School Choice Enhancement Project Number: P.002487	100,000	100,000	53,899	37,205	7,171	1,725
<b>Millennium 6-12 Collegiate Academy</b>						
Additional Computers to Close Gap Project Number: 477285002	290,000	289,892	289,892	-	-	-
Wireless Network Upgrade and CAT 6 Data Port Upgrade Project Number: 477285003	124,000	89,041	89,041	-	-	-
Music Instruments Project Number: 477285009	100,000	100,000	99,769	-	-	231
School Choice Enhancement Project Number: P.002175	100,000	100,000	99,682	-	-	318
<b>Miramar Elementary School</b>						
Technology Infrastructure Upgrade Project Number: 053185001	17,000	-	-	-	-	-
Additional Computers to Close Gap Project Number: 053185002	210,000	209,973	209,973	-	-	-
Wireless Network Upgrade and CAT 6 Data Port Upgrade Project Number: 053185003	96,000	63,993	63,993	-	-	-
Music Instruments Project Number: 053185009	50,000	50,000	49,999	-	-	1

\* Project expenditures include, but are not limited to, construction costs, design costs, permitting costs, advertising costs during the planning and procurement phase, equipment, work orders, and Program Management fees.

There may be some additional financial activity on these projects as the final payments are made and all of the purchase orders are closed-out. When the projects are closed-out remaining balances (savings) are reported to the School Board and returned to the Capital Reserve.

This is a budget and expenditure activity report, and is not a construction status report.  
The accompanying introduction and notes are an integral part of this budget activity report.



# SMART Program Budget Activity Report

## Completed and Meets Standard Projects Detail Schedule for Quarter Ended December 31, 2021



GOB Referendum Approved by Voters on 11/4/2014 - 85 Months Since Approval

School/ Project	Original Budget	Current Budget	Prior Years Expenditures	Commitments	Current Year Expenditures	Balance
<b>Miramar Elementary School</b>						
Building Envelope Improvements (Roof, Window, Ext Wall, etc.), HVAC Improvements Project Number: P.001727	3,798,000	6,066,935	5,446,916	145,858	-	474,161
School Choice Enhancement Project Number: P.001990	100,000	100,000	99,935	-	-	65
<b>Miramar High School</b>						
Additional Computers to Close Gap Project Number: 175185002	598,000	597,944	597,944	-	-	-
Wireless Network Upgrade and CAT 6 Data Port Upgrade Project Number: 175185003	248,000	162,984	162,984	-	-	-
Music Instruments Project Number: 175185009	300,000	300,000	294,375	-	-	5,625
Track Resurfacing Project Number: P.002051	300,000	300,000	272,452	27,548	-	-
Weight Room Renovation Project Number: P.002154	121,000	121,000	120,459	-	-	541
School Choice Enhancement Project Number: P.002326	100,000	100,000	100,000	-	-	-
<b>Mirror Lake Elementary School</b>						
Additional Computers to Close Gap Project Number: 184185002	60,000	59,945	59,945	-	-	-
Wireless Network Upgrade and CAT 6 Data Port Upgrade Project Number: 184185003	85,000	52,462	52,462	-	-	-

\* Project expenditures include, but are not limited to, construction costs, design costs, permitting costs, advertising costs during the planning and procurement phase, equipment, work orders, and Program Management fees.

There may be some additional financial activity on these projects as the final payments are made and all of the purchase orders are closed-out. When the projects are closed-out remaining balances (savings) are reported to the School Board and returned to the Capital Reserve.

This is a budget and expenditure activity report, and is not a construction status report.  
The accompanying introduction and notes are an integral part of this budget activity report.



# SMART Program Budget Activity Report

## Completed and Meets Standard Projects Detail Schedule for Quarter Ended December 31, 2021



GOB Referendum Approved by Voters on 11/4/2014 - 85 Months Since Approval

School/ Project	Original Budget	Current Budget	Prior Years Expenditures	Commitments	Current Year Expenditures	Balance
<b>Mirror Lake Elementary School</b>						
Music Instruments Project Number: 184185009	50,000	50,000	49,996	-	-	4
School Choice Enhancement Project Number: P.001932	100,000	100,000	99,960	-	-	40
<b>Monarch High School</b>						
Technology Infrastructure Upgrade Project Number: 354185001	304,000	214,904	214,904	-	-	-
Additional Computers to Close Gap Project Number: 354185002	596,000	595,974	595,974	-	-	-
Wireless Network Upgrade and CAT 6 Data Port Upgrade Project Number: 354185003	14,000	8,686	8,686	-	-	-
Music Instruments Project Number: 354185009	300,000	300,000	290,820	-	-	9,180
Track Resurfacing Project Number: P.002058	300,000	335,000	119,540	-	-	215,460
Weight Room Renovation Project Number: P.002159	121,000	121,000	120,950	-	-	50
School Choice Enhancement Project Number: P.002458	100,000	100,000	97,491	-	2,509	-
<b>Morrow Elementary School</b>						
Additional Computers to Close Gap Project Number: 269185002	71,000	70,888	70,888	-	-	-
Wireless Network Upgrade and CAT 6 Data Port Upgrade Project Number: 269185003	90,000	77,553	77,553	-	-	-

\* Project expenditures include, but are not limited to, construction costs, design costs, permitting costs, advertising costs during the planning and procurement phase, equipment, work orders, and Program Management fees.

There may be some additional financial activity on these projects as the final payments are made and all of the purchase orders are closed-out. When the projects are closed-out remaining balances (savings) are reported to the School Board and returned to the Capital Reserve.

This is a budget and expenditure activity report, and is not a construction status report.  
The accompanying introduction and notes are an integral part of this budget activity report.



# SMART Program Budget Activity Report

## Completed and Meets Standard Projects Detail Schedule for Quarter Ended December 31, 2021



GOB Referendum Approved by Voters on 11/4/2014 - 85 Months Since Approval

School/ Project	Original Budget	Current Budget	Prior Years Expenditures	Commitments	Current Year Expenditures	Balance
<b>Morrow Elementary School</b>						
Music Instruments Project Number: 269185009	50,000	-	-	-	-	-
ADA Stage Lift, Electrical Improvements, Fire Sprinkler Protection and Fire Alarm, HVAC Improvements, Media Center improvements Project Number: P.001996	2,386,623	1,917,583	1,379,384	331,551	3,282	203,366
<b>New Renaissance Middle School</b>						
Additional Computers to Close Gap Project Number: 391185002	155,000	154,973	154,973	-	-	-
Wireless Network Upgrade and CAT 6 Data Port Upgrade Project Number: 391185003	137,000	109,211	109,211	-	-	-
Music Instruments Project Number: 391185009	100,000	100,000	99,999	-	-	1
<b>New River Middle School</b>						
Additional Computers to Close Gap Project Number: 088185002	244,000	243,975	243,975	-	-	-
Wireless Network Upgrade and CAT 6 Data Port Upgrade Project Number: 088185003	68,000	59,913	59,913	-	-	-
Music Instruments Project Number: 088185009	100,000	100,000	99,987	-	-	13
School Choice Enhancement Project Number: P.001703	100,000	100,000	99,988	-	-	12

\* Project expenditures include, but are not limited to, construction costs, design costs, permitting costs, advertising costs during the planning and procurement phase, equipment, work orders, and Program Management fees.

There may be some additional financial activity on these projects as the final payments are made and all of the purchase orders are closed-out. When the projects are closed-out remaining balances (savings) are reported to the School Board and returned to the Capital Reserve.

This is a budget and expenditure activity report, and is not a construction status report.  
The accompanying introduction and notes are an integral part of this budget activity report.



# SMART Program Budget Activity Report

## Completed and Meets Standard Projects Detail Schedule for Quarter Ended December 31, 2021



GOB Referendum Approved by Voters on 11/4/2014 - 85 Months Since Approval

School/ Project	Original Budget	Current Budget	Prior Years Expenditures	Commitments	Current Year Expenditures	Balance
<b>Nob Hill Elementary School</b>						
Technology Infrastructure Upgrade Project Number: 267185001	34,000	5,249	5,249	-	-	-
Additional Computers to Close Gap Project Number: 267185002	179,000	178,901	178,901	-	-	-
Wireless Network Upgrade and CAT 6 Data Port Upgrade Project Number: 267185003	91,000	49,236	49,236	-	-	-
Music Instruments Project Number: 267185009	50,000	50,000	49,997	-	-	3
School Choice Enhancement Project Number: P.002503	100,000	100,000	72,587	1,556	25,802	55
<b>Norcrest Elementary School</b>						
Technology Infrastructure Upgrade Project Number: 056185001	114,000	56,230	56,230	-	-	-
Additional Computers to Close Gap Project Number: 056185002	217,000	216,612	216,612	-	-	-
Wireless Network Upgrade and CAT 6 Data Port Upgrade Project Number: 056185003	104,000	58,598	58,598	-	-	-
Music Instruments Project Number: 056185009	50,000	50,000	50,000	-	-	-
School Choice Enhancement Project Number: P.001770	100,000	100,000	99,950	-	-	50

\* Project expenditures include, but are not limited to, construction costs, design costs, permitting costs, advertising costs during the planning and procurement phase, equipment, work orders, and Program Management fees.

There may be some additional financial activity on these projects as the final payments are made and all of the purchase orders are closed-out. When the projects are closed-out remaining balances (savings) are reported to the School Board and returned to the Capital Reserve.

This is a budget and expenditure activity report, and is not a construction status report.  
The accompanying introduction and notes are an integral part of this budget activity report.



# SMART Program Budget Activity Report

## Completed and Meets Standard Projects Detail Schedule for Quarter Ended December 31, 2021



GOB Referendum Approved by Voters on 11/4/2014 - 85 Months Since Approval

School/ Project	Original Budget	Current Budget	Prior Years Expenditures	Commitments	Current Year Expenditures	Balance
<b>North Andrews Gardens Elementary School</b>						
Additional Computers to Close Gap Project Number: 052185002	221,000	221,000	221,000	-	-	-
Wireless Network Upgrade and CAT 6 Data Port Upgrade Project Number: 052185003	98,000	58,970	58,970	-	-	-
Music Instruments Project Number: 052185009	50,000	50,000	49,834	-	-	166
School Choice Enhancement Project Number: P.002375	100,000	100,000	94,287	-	5,703	10
<b>North Broward Academy of Excellence Elementary</b>						
Charter School Technology Project Number: 516185004	204,402	204,400	204,400	-	-	-
<b>North Broward Academy of Excellence Middle</b>						
Charter School Technology Project Number: 537185004	105,198	105,195	105,195	-	-	-
<b>North Fork Elementary School</b>						
Wireless Network Upgrade and CAT 6 Data Port Upgrade Project Number: 119185003	55,000	31,213	31,213	-	-	0
Music Instruments Project Number: 119185009	50,000	50,000	43,382	-	-	6,618
Remodel Reception area including millwork, addition of one new door and relocation of electrical fixtures and exit signs Project Number: P.001901	33,617	62,480	55,668	623	-	6,189

\* Project expenditures include, but are not limited to, construction costs, design costs, permitting costs, advertising costs during the planning and procurement phase, equipment, work orders, and Program Management fees.

There may be some additional financial activity on these projects as the final payments are made and all of the purchase orders are closed-out. When the projects are closed-out remaining balances (savings) are reported to the School Board and returned to the Capital Reserve.

This is a budget and expenditure activity report, and is not a construction status report.  
The accompanying introduction and notes are an integral part of this budget activity report.



# SMART Program Budget Activity Report

## Completed and Meets Standard Projects Detail Schedule for Quarter Ended December 31, 2021



GOB Referendum Approved by Voters on 11/4/2014 - 85 Months Since Approval

School/ Project	Original Budget	Current Budget	Prior Years Expenditures	Commitments	Current Year Expenditures	Balance
<b>North Lauderdale Elementary School</b>						
Technology Infrastructure Upgrade Project Number: 223185001	66,000	38,471	38,471	-	-	-
Additional Computers to Close Gap Project Number: 223185002	91,000	90,891	90,891	-	-	-
Wireless Network Upgrade and CAT 6 Data Port Upgrade Project Number: 223185003	97,000	63,122	63,122	-	-	-
Music Instruments Project Number: 223185009	50,000	50,000	49,999	-	-	1
<b>North Side Elementary School</b>						
Additional Computers to Close Gap Project Number: 004185002	81,000	80,977	80,977	-	-	-
Wireless Network Upgrade and CAT 6 Data Port Upgrade Project Number: 004185003	29,000	26,288	26,288	-	-	-
Music Instruments Project Number: 004185009	50,000	50,000	49,639	-	-	361
School Choice Enhancement Project Number: P.002021	100,000	100,000	100,000	-	-	-
<b>Northeast High School</b>						
Technology Infrastructure Upgrade Project Number: 124185001	326,000	304,215	304,215	-	-	-
Additional Computers to Close Gap Project Number: 124185002	419,000	418,983	418,983	-	-	-

\* Project expenditures include, but are not limited to, construction costs, design costs, permitting costs, advertising costs during the planning and procurement phase, equipment, work orders, and Program Management fees.

There may be some additional financial activity on these projects as the final payments are made and all of the purchase orders are closed-out. When the projects are closed-out remaining balances (savings) are reported to the School Board and returned to the Capital Reserve.

This is a budget and expenditure activity report, and is not a construction status report.  
The accompanying introduction and notes are an integral part of this budget activity report.



# SMART Program Budget Activity Report

## Completed and Meets Standard Projects Detail Schedule for Quarter Ended December 31, 2021



GOB Referendum Approved by Voters on 11/4/2014 - 85 Months Since Approval

School/ Project	Original Budget	Current Budget	Prior Years Expenditures	Commitments	Current Year Expenditures	Balance
<b>Northeast High School</b>						
Wireless Network Upgrade and CAT 6 Data Port Upgrade Project Number: 124185003	119,000	116,435	116,435	-	-	-
Music Instruments Project Number: 124185009	300,000	300,000	299,578	-	-	422
Weight Room Renovation Project Number: P.002016	121,000	121,000	120,535	329	-	136
<b>Nova Blanche Forman Elementary School</b>						
Technology Infrastructure Upgrade Project Number: 128285001	60,000	25,621	25,621	-	-	-
Additional Computers to Close Gap Project Number: 128285002	171,000	170,556	170,556	-	-	-
Wireless Network Upgrade and CAT 6 Data Port Upgrade Project Number: 128285003	51,000	50,299	50,299	-	-	-
Music Instruments Project Number: 128285009	50,000	50,000	49,999	-	-	1
School Choice Enhancement Project Number: P.002453	100,000	100,000	100,000	-	-	-
<b>Nova Dwight D Eisenhower Elementary School</b>						
Technology Infrastructure Upgrade Project Number: 127185001	8,000	7,689	7,689	-	-	-
Additional Computers to Close Gap Project Number: 127185002	48,000	47,991	47,991	-	-	-

\* Project expenditures include, but are not limited to, construction costs, design costs, permitting costs, advertising costs during the planning and procurement phase, equipment, work orders, and Program Management fees.

There may be some additional financial activity on these projects as the final payments are made and all of the purchase orders are closed-out. When the projects are closed-out remaining balances (savings) are reported to the School Board and returned to the Capital Reserve.

This is a budget and expenditure activity report, and is not a construction status report.  
The accompanying introduction and notes are an integral part of this budget activity report.



# SMART Program Budget Activity Report

## Completed and Meets Standard Projects Detail Schedule for Quarter Ended December 31, 2021



GOB Referendum Approved by Voters on 11/4/2014 - 85 Months Since Approval

School/ Project	Original Budget	Current Budget	Prior Years Expenditures	Commitments	Current Year Expenditures	Balance
<b>Nova Dwight D Eisenhower Elementary School</b>						
Wireless Network Upgrade and CAT 6 Data Port Upgrade Project Number: 127185003	88,000	78,681	78,681	-	-	-
Music Instruments Project Number: 127185009	50,000	-	-	-	-	-
<b>Nova High School</b>						
Technology Infrastructure Upgrade Project Number: 128185001	270,000	270,000	270,000	-	-	-
Additional Computers to Close Gap Project Number: 128185002	501,000	500,979	500,979	-	-	-
Wireless Network Upgrade and CAT 6 Data Port Upgrade Project Number: 128185003	91,000	91,000	91,000	-	-	-
Music Instruments Project Number: 128185009	300,000	300,000	296,072	-	-	3,928
School Choice Enhancement Project Number: P.001811	100,000	100,000	99,963	-	-	37
Weight Room Renovation Project Number: P.002017	121,000	121,000	120,924	70	-	6
<b>Nova Middle School</b>						
Technology Infrastructure Upgrade Project Number: 131185001	200,000	199,981	199,981	-	-	-
Additional Computers to Close Gap Project Number: 131185002	62,000	61,889	61,889	-	-	-

\* Project expenditures include, but are not limited to, construction costs, design costs, permitting costs, advertising costs during the planning and procurement phase, equipment, work orders, and Program Management fees.

There may be some additional financial activity on these projects as the final payments are made and all of the purchase orders are closed-out. When the projects are closed-out remaining balances (savings) are reported to the School Board and returned to the Capital Reserve.

This is a budget and expenditure activity report, and is not a construction status report.  
The accompanying introduction and notes are an integral part of this budget activity report.



# SMART Program Budget Activity Report

## Completed and Meets Standard Projects Detail Schedule for Quarter Ended December 31, 2021



GOB Referendum Approved by Voters on 11/4/2014 - 85 Months Since Approval

School/ Project	Original Budget	Current Budget	Prior Years Expenditures	Commitments	Current Year Expenditures	Balance
<b>Nova Middle School</b>						
Wireless Network Upgrade and CAT 6 Data Port Upgrade Project Number: 131185003	51,000	50,984	50,984	-	-	-
Music Instruments Project Number: 131185009	100,000	100,000	99,972	-	-	28
School Choice Enhancement Project Number: P.001997	100,000	100,000	99,999	-	-	1
Fire Sprinklers Project Number: P.002027	903,000	200,731	155,020	45,242	462	7
<b>Oakland Park Elementary School</b>						
Technology Infrastructure Upgrade Project Number: 003185001	43,000	30,966	30,966	-	-	-
Additional Computers to Close Gap Project Number: 003185002	148,000	147,987	147,987	-	-	-
Wireless Network Upgrade and CAT 6 Data Port Upgrade Project Number: 003185003	77,000	54,853	54,853	-	-	-
Music Instruments Project Number: 003185009	50,000	50,000	48,319	-	-	1,681
<b>Oakridge Elementary School</b>						
Technology Infrastructure Upgrade Project Number: 046185001	13,000	10,802	10,802	-	-	-
Additional Computers to Close Gap Project Number: 046185002	154,000	153,927	153,927	-	-	-

\* Project expenditures include, but are not limited to, construction costs, design costs, permitting costs, advertising costs during the planning and procurement phase, equipment, work orders, and Program Management fees.

There may be some additional financial activity on these projects as the final payments are made and all of the purchase orders are closed-out. When the projects are closed-out remaining balances (savings) are reported to the School Board and returned to the Capital Reserve.

This is a budget and expenditure activity report, and is not a construction status report.  
The accompanying introduction and notes are an integral part of this budget activity report.



# SMART Program Budget Activity Report

## Completed and Meets Standard Projects Detail Schedule for Quarter Ended December 31, 2021



GOB Referendum Approved by Voters on 11/4/2014 - 85 Months Since Approval

School/ Project	Original Budget	Current Budget	Prior Years Expenditures	Commitments	Current Year Expenditures	Balance
<b>Oakridge Elementary School</b>						
Wireless Network Upgrade and CAT 6 Data Port Upgrade Project Number: 046185003	75,000	46,937	46,937	-	-	-
Music Instruments Project Number: 046185009	50,000	50,000	49,999	-	-	1
School Choice Enhancement Project Number: P.001775	100,000	100,000	100,000	-	-	-
<b>Olsen Middle School</b>						
Technology Infrastructure Upgrade Project Number: 047185001	54,000	25,598	23,986	-	-	1,612
Additional Computers to Close Gap Project Number: 047185002	125,000	124,991	124,991	-	-	-
Wireless Network Upgrade and CAT 6 Data Port Upgrade Project Number: 047185003	145,000	74,216	74,216	-	-	-
School Choice Enhancement Project Number: P.002173	100,000	100,000	99,752	-	238	10
<b>Orange Brook Elementary School</b>						
Additional Computers to Close Gap Project Number: 071185002	235,000	234,983	234,983	-	-	-
Wireless Network Upgrade and CAT 6 Data Port Upgrade Project Number: 071185003	47,000	16,594	16,594	-	-	-
Music Instruments Project Number: 071185009	50,000	50,000	49,985	-	-	15

\* Project expenditures include, but are not limited to, construction costs, design costs, permitting costs, advertising costs during the planning and procurement phase, equipment, work orders, and Program Management fees.

There may be some additional financial activity on these projects as the final payments are made and all of the purchase orders are closed-out. When the projects are closed-out remaining balances (savings) are reported to the School Board and returned to the Capital Reserve.

This is a budget and expenditure activity report, and is not a construction status report.  
The accompanying introduction and notes are an integral part of this budget activity report.



# SMART Program Budget Activity Report

## Completed and Meets Standard Projects Detail Schedule for Quarter Ended December 31, 2021



GOB Referendum Approved by Voters on 11/4/2014 - 85 Months Since Approval

School/ Project	Original Budget	Current Budget	Prior Years Expenditures	Commitments	Current Year Expenditures	Balance
<b>Orange Brook Elementary School</b>						
School Choice Enhancement Project Number: P.001815	100,000	100,000	99,376	-	619	5
<b>Oriole Elementary School</b>						
Technology Infrastructure Upgrade Project Number: 183185001	4,000	3,970	3,970	-	-	-
Additional Computers to Close Gap Project Number: 183185002	199,000	198,972	198,972	-	-	-
Wireless Network Upgrade and CAT 6 Data Port Upgrade Project Number: 183185003	39,000	32,340	32,340	-	-	0
Music Instruments Project Number: 183185009	50,000	-	-	-	-	-
School Choice Enhancement Project Number: P.002279	100,000	100,000	95,895	705	3,400	-
<b>Palm Cove Elementary School</b>						
Technology Infrastructure Upgrade Project Number: 331185001	30,000	29,917	29,917	-	-	-
Additional Computers to Close Gap Project Number: 331185002	144,000	143,864	143,864	-	-	-
Wireless Network Upgrade and CAT 6 Data Port Upgrade Project Number: 331185003	114,000	68,184	68,184	-	-	-
Music Instruments Project Number: 331185009	50,000	50,000	49,736	-	-	264

\* Project expenditures include, but are not limited to, construction costs, design costs, permitting costs, advertising costs during the planning and procurement phase, equipment, work orders, and Program Management fees.

There may be some additional financial activity on these projects as the final payments are made and all of the purchase orders are closed-out. When the projects are closed-out remaining balances (savings) are reported to the School Board and returned to the Capital Reserve.

This is a budget and expenditure activity report, and is not a construction status report.  
The accompanying introduction and notes are an integral part of this budget activity report.



# SMART Program Budget Activity Report

## Completed and Meets Standard Projects Detail Schedule for Quarter Ended December 31, 2021



GOB Referendum Approved by Voters on 11/4/2014 - 85 Months Since Approval

School/ Project	Original Budget	Current Budget	Prior Years Expenditures	Commitments	Current Year Expenditures	Balance
<b>Palm Cove Elementary School</b>						
Building Envelope Improvements (Roof, Window, Ext Wall, etc.), HVAC Improvements Project Number: P.001885	2,212,000	3,530,659	3,342,885	5,948	107,704	74,122
<b>Palmview Elementary School</b>						
Technology Infrastructure Upgrade Project Number: 113185001	9,000	4,236	4,236	-	-	-
Additional Computers to Close Gap Project Number: 113185002	202,000	202,000	202,000	-	-	-
Wireless Network Upgrade and CAT 6 Data Port Upgrade Project Number: 113185003	66,000	46,987	46,987	-	-	-
Music Instruments Project Number: 113185009	50,000	-	-	-	-	-
<b>Panther Run Elementary School</b>						
Technology Infrastructure Upgrade Project Number: 357185001	113,000	97,289	97,289	-	-	-
Additional Computers to Close Gap Project Number: 357185002	148,000	147,665	147,665	-	-	-
Wireless Network Upgrade and CAT 6 Data Port Upgrade Project Number: 357185003	44,000	38,538	38,538	-	-	-
Music Instruments Project Number: 357185009	50,000	50,000	50,000	-	-	-

\* Project expenditures include, but are not limited to, construction costs, design costs, permitting costs, advertising costs during the planning and procurement phase, equipment, work orders, and Program Management fees.

There may be some additional financial activity on these projects as the final payments are made and all of the purchase orders are closed-out. When the projects are closed-out remaining balances (savings) are reported to the School Board and returned to the Capital Reserve.

This is a budget and expenditure activity report, and is not a construction status report.  
The accompanying introduction and notes are an integral part of this budget activity report.



# SMART Program Budget Activity Report

## Completed and Meets Standard Projects Detail Schedule for Quarter Ended December 31, 2021



GOB Referendum Approved by Voters on 11/4/2014 - 85 Months Since Approval

School/ Project	Original Budget	Current Budget	Prior Years Expenditures	Commitments	Current Year Expenditures	Balance
<b>Panther Run Elementary School</b>						
Building Envelope Improvements (Roof, Window, Ext Wall, etc.), HVAC Improvements Project Number: P.002069	1,434,000	3,531,929	3,109,753	80,186	60,221	281,769
<b>Paragon Academy of Technology</b>						
Charter School Technology Project Number: 538185004	37,464	37,451	37,451	-	-	-
<b>Park Lakes Elementary School</b>						
Technology Infrastructure Upgrade Project Number: 376185001	34,000	19,956	19,956	-	-	-
Additional Computers to Close Gap Project Number: 376185002	236,000	235,867	235,867	-	-	-
Wireless Network Upgrade and CAT 6 Data Port Upgrade Project Number: 376185003	122,000	78,275	78,275	-	-	-
Music Instruments Project Number: 376185009	50,000	50,000	49,892	-	-	108
School Choice Enhancement Project Number: P.001773	100,000	100,000	99,989	-	-	11
Art Room Renovation and Equipment, Building Envelope Improvements (Roof, Window, Ext Wall, etc.), Conversion of Existing Space to Music and/or Art Lab(s), Fire Sprinklers, Music Room Renovation Project Number: P.001988	774,000	774,000	617,389	40,080	9,588	106,943

\* Project expenditures include, but are not limited to, construction costs, design costs, permitting costs, advertising costs during the planning and procurement phase, equipment, work orders, and Program Management fees.

There may be some additional financial activity on these projects as the final payments are made and all of the purchase orders are closed-out. When the projects are closed-out remaining balances (savings) are reported to the School Board and returned to the Capital Reserve.

This is a budget and expenditure activity report, and is not a construction status report.  
The accompanying introduction and notes are an integral part of this budget activity report.



# SMART Program Budget Activity Report

## Completed and Meets Standard Projects Detail Schedule for Quarter Ended December 31, 2021



GOB Referendum Approved by Voters on 11/4/2014 - 85 Months Since Approval

School/ Project	Original Budget	Current Budget	Prior Years Expenditures	Commitments	Current Year Expenditures	Balance
<b>Park Ridge Elementary School</b>						
Technology Infrastructure Upgrade Project Number: 195185001	97,000	28,739	28,739	-	-	-
Additional Computers to Close Gap Project Number: 195185002	147,000	146,897	146,897	-	-	-
Wireless Network Upgrade and CAT 6 Data Port Upgrade Project Number: 195185003	67,000	44,625	44,625	-	-	-
Music Instruments Project Number: 195185009	50,000	50,000	49,818	-	-	182
<b>Park Springs Elementary School</b>						
Technology Infrastructure Upgrade Project Number: 317185001	56,000	22,286	22,286	-	-	-
Additional Computers to Close Gap Project Number: 317185002	258,000	257,873	257,873	-	-	-
Wireless Network Upgrade and CAT 6 Data Port Upgrade Project Number: 317185003	116,000	74,085	74,085	-	-	-
Music Instruments Project Number: 317185009	50,000	50,000	43,299	-	-	6,701
School Choice Enhancement Project Number: P.002368	100,000	100,000	99,944	-	-	56
<b>Park Trails Elementary School</b>						
Technology Infrastructure Upgrade Project Number: 378185001	23,000	-	-	-	-	-

\* Project expenditures include, but are not limited to, construction costs, design costs, permitting costs, advertising costs during the planning and procurement phase, equipment, work orders, and Program Management fees.

There may be some additional financial activity on these projects as the final payments are made and all of the purchase orders are closed-out. When the projects are closed-out remaining balances (savings) are reported to the School Board and returned to the Capital Reserve.

This is a budget and expenditure activity report, and is not a construction status report.  
The accompanying introduction and notes are an integral part of this budget activity report.



# SMART Program Budget Activity Report

## Completed and Meets Standard Projects Detail Schedule for Quarter Ended December 31, 2021



GOB Referendum Approved by Voters on 11/4/2014 - 85 Months Since Approval

School/ Project	Original Budget	Current Budget	Prior Years Expenditures	Commitments	Current Year Expenditures	Balance
<b>Park Trails Elementary School</b>						
Additional Computers to Close Gap Project Number: 378185002	349,000	348,873	348,873	-	-	-
Wireless Network Upgrade and CAT 6 Data Port Upgrade Project Number: 378185003	142,000	82,249	82,249	-	-	-
Music Instruments Project Number: 378185009	50,000	50,000	38,043	-	-	11,957
<b>Parkside Elementary School</b>						
Technology Infrastructure Upgrade Project Number: 363185001	104,000	78,310	78,310	-	-	-
Additional Computers to Close Gap Project Number: 363185002	128,000	127,964	127,964	-	-	-
Wireless Network Upgrade and CAT 6 Data Port Upgrade Project Number: 363185003	40,000	31,864	31,864	-	-	-
Music Instruments Project Number: 363185009	50,000	50,000	49,993	-	-	7
<b>Parkway Middle School</b>						
Technology Infrastructure Upgrade Project Number: 070185001	9,000	8,958	8,958	-	-	-
Wireless Network Upgrade and CAT 6 Data Port Upgrade Project Number: 070185003	179,000	137,434	137,434	-	-	-
Music Instruments Project Number: 070185009	5,000	5,000	4,998	-	-	2

\* Project expenditures include, but are not limited to, construction costs, design costs, permitting costs, advertising costs during the planning and procurement phase, equipment, work orders, and Program Management fees.

There may be some additional financial activity on these projects as the final payments are made and all of the purchase orders are closed-out. When the projects are closed-out remaining balances (savings) are reported to the School Board and returned to the Capital Reserve.

This is a budget and expenditure activity report, and is not a construction status report.  
The accompanying introduction and notes are an integral part of this budget activity report.



# SMART Program Budget Activity Report

## Completed and Meets Standard Projects Detail Schedule for Quarter Ended December 31, 2021



GOB Referendum Approved by Voters on 11/4/2014 - 85 Months Since Approval

School/ Project	Original Budget	Current Budget	Prior Years Expenditures	Commitments	Current Year Expenditures	Balance
<b>Parkway Middle School</b>						
Re-Roofing of Bldgs. 22 and 24 Project Number: P.001617	754,360	754,360	754,360	-	-	-
<b>Pasadena Lakes Elementary School</b>						
Technology Infrastructure Upgrade Project Number: 207185001	17,000	17,000	17,000	-	-	-
Additional Computers to Close Gap Project Number: 207185002	59,000	58,975	58,975	-	-	-
Wireless Network Upgrade and CAT 6 Data Port Upgrade Project Number: 207185003	93,000	92,956	92,956	-	-	-
Music Instruments Project Number: 207185009	50,000	-	-	-	-	-
School Choice Enhancement Project Number: P.001783	100,000	100,000	99,503	495	-	2
<b>Pathways Academy Charter School</b>						
Charter School Technology Project Number: 537285004	81,221	81,217	81,217	-	-	-
<b>Pembroke Lakes Elementary School</b>						
Technology Infrastructure Upgrade Project Number: 266185001	51,000	32,680	32,680	-	-	-
Additional Computers to Close Gap Project Number: 266185002	90,000	89,921	89,921	-	-	-
Wireless Network Upgrade and CAT 6 Data Port Upgrade Project Number: 266185003	84,000	53,812	53,812	-	-	-

\* Project expenditures include, but are not limited to, construction costs, design costs, permitting costs, advertising costs during the planning and procurement phase, equipment, work orders, and Program Management fees.

There may be some additional financial activity on these projects as the final payments are made and all of the purchase orders are closed-out. When the projects are closed-out remaining balances (savings) are reported to the School Board and returned to the Capital Reserve.

This is a budget and expenditure activity report, and is not a construction status report.  
The accompanying introduction and notes are an integral part of this budget activity report.



# SMART Program Budget Activity Report

## Completed and Meets Standard Projects Detail Schedule for Quarter Ended December 31, 2021



GOB Referendum Approved by Voters on 11/4/2014 - 85 Months Since Approval

School/ Project	Original Budget	Current Budget	Prior Years Expenditures	Commitments	Current Year Expenditures	Balance
<b>Pembroke Lakes Elementary School</b>						
Music Instruments Project Number: 266185009	50,000	50,000	49,957	-	-	43
School Choice Enhancement Project Number: P.002171	100,000	100,000	99,990	-	-	10
<b>Pembroke Pines Elementary School</b>						
Additional Computers to Close Gap Project Number: 122185002	109,000	108,782	108,782	-	-	-
Wireless Network Upgrade and CAT 6 Data Port Upgrade Project Number: 122185003	75,000	53,727	53,727	-	-	-
Music Instruments Project Number: 122185009	50,000	50,000	49,999	-	-	1
School Choice Enhancement Project Number: P.002183	100,000	100,000	93,167	-	6,765	68
<b>Perry, Annabel C. Elementary School</b>						
Technology Infrastructure Upgrade Project Number: 163185001	44,000	20,127	20,127	-	-	-
Additional Computers to Close Gap Project Number: 163185002	162,000	161,809	161,809	-	-	-
Wireless Network Upgrade and CAT 6 Data Port Upgrade Project Number: 163185003	107,000	64,298	64,298	-	-	-
Music Instruments Project Number: 163185009	50,000	50,000	49,992	-	-	8

\* Project expenditures include, but are not limited to, construction costs, design costs, permitting costs, advertising costs during the planning and procurement phase, equipment, work orders, and Program Management fees.

There may be some additional financial activity on these projects as the final payments are made and all of the purchase orders are closed-out. When the projects are closed-out remaining balances (savings) are reported to the School Board and returned to the Capital Reserve.

This is a budget and expenditure activity report, and is not a construction status report.  
The accompanying introduction and notes are an integral part of this budget activity report.



# SMART Program Budget Activity Report

## Completed and Meets Standard Projects Detail Schedule for Quarter Ended December 31, 2021



GOB Referendum Approved by Voters on 11/4/2014 - 85 Months Since Approval

School/ Project	Original Budget	Current Budget	Prior Years Expenditures	Commitments	Current Year Expenditures	Balance
<b>Perry, Annabel C. Elementary School</b>						
Building Envelope Improvements (Roof, Window, Ext Wall, etc.), Electrical Improvements, Fire Alarm, Fire Sprinklers, HVAC Improvements Project Number: P.001728	3,065,000	4,925,674	4,717,645	44,525	33,251	130,253
School Choice Enhancement Project Number: P.001766	100,000	100,000	99,996	-	-	4
<b>Peters Elementary School</b>						
Additional Computers to Close Gap Project Number: 093185002	154,000	153,964	153,964	-	-	-
Wireless Network Upgrade and CAT 6 Data Port Upgrade Project Number: 093185003	102,000	55,697	55,697	-	-	-
Music Instruments Project Number: 093185009	50,000	50,000	49,996	-	-	4
School Choice Enhancement Project Number: P.002343	100,000	100,000	98,784	695	-	521
<b>Pine Ridge Education Center</b>						
Wireless Network Upgrade and CAT 6 Data Port Upgrade Project Number: 065385003	19,000	18,969	18,969	-	-	-
Music Instruments Project Number: 065385009	50,000	-	-	-	-	-
School Choice Enhancement Project Number: P.001868	100,000	100,000	98,679	744	-	577
HVAC Improvements Project Number: P.002121	74,000	74,000	44,343	-	-	29,657

\* Project expenditures include, but are not limited to, construction costs, design costs, permitting costs, advertising costs during the planning and procurement phase, equipment, work orders, and Program Management fees.

There may be some additional financial activity on these projects as the final payments are made and all of the purchase orders are closed-out. When the projects are closed-out remaining balances (savings) are reported to the School Board and returned to the Capital Reserve.

This is a budget and expenditure activity report, and is not a construction status report.  
The accompanying introduction and notes are an integral part of this budget activity report.



# SMART Program Budget Activity Report

## Completed and Meets Standard Projects Detail Schedule for Quarter Ended December 31, 2021



GOB Referendum Approved by Voters on 11/4/2014 - 85 Months Since Approval

School/ Project	Original Budget	Current Budget	Prior Years Expenditures	Commitments	Current Year Expenditures	Balance
<b>Pines Lakes Elementary School</b>						
Additional Computers to Close Gap Project Number: 286185002	160,000	159,922	159,922	-	-	-
Wireless Network Upgrade and CAT 6 Data Port Upgrade Project Number: 286185003	81,000	62,460	62,460	-	-	-
Music Instruments Project Number: 286185009	50,000	50,000	49,969	-	-	31
<b>Pines Middle School</b>						
Additional Computers to Close Gap Project Number: 188185002	244,000	244,000	244,000	-	-	-
Wireless Network Upgrade and CAT 6 Data Port Upgrade Project Number: 188185003	18,000	3,056	3,056	-	-	-
Music Instruments Project Number: 188185009	100,000	100,000	99,998	-	-	2
<b>Pinewood Elementary School</b>						
Technology Infrastructure Upgrade Project Number: 281185001	8,000	7,968	7,968	-	-	-
Additional Computers to Close Gap Project Number: 281185002	88,000	87,948	87,948	-	-	-
Wireless Network Upgrade and CAT 6 Data Port Upgrade Project Number: 281185003	104,000	100,374	100,374	-	-	-
Music Instruments Project Number: 281185009	50,000	50,000	48,756	-	-	1,244

\* Project expenditures include, but are not limited to, construction costs, design costs, permitting costs, advertising costs during the planning and procurement phase, equipment, work orders, and Program Management fees.

There may be some additional financial activity on these projects as the final payments are made and all of the purchase orders are closed-out. When the projects are closed-out remaining balances (savings) are reported to the School Board and returned to the Capital Reserve.

This is a budget and expenditure activity report, and is not a construction status report.  
The accompanying introduction and notes are an integral part of this budget activity report.



# SMART Program Budget Activity Report

## Completed and Meets Standard Projects Detail Schedule for Quarter Ended December 31, 2021



GOB Referendum Approved by Voters on 11/4/2014 - 85 Months Since Approval

School/ Project	Original Budget	Current Budget	Prior Years Expenditures	Commitments	Current Year Expenditures	Balance
<b>Pinewood Elementary School</b>						
School Choice Enhancement Project Number: P.001813	100,000	100,000	99,937	-	-	63
Building Envelope Improvements (Roof, Window, Ext Wall, etc.), Fire Sprinklers, HVAC Improvements, Media Center improvements Project Number: P.001949	1,908,000	4,306,000	2,325,417	41,997	94,357	1,844,229
<b>Pioneer Middle School</b>						
Technology Infrastructure Upgrade Project Number: 257185001	275,000	111,707	111,707	-	-	-
Additional Computers to Close Gap Project Number: 257185002	263,000	262,919	262,919	-	-	-
Wireless Network Upgrade and CAT 6 Data Port Upgrade Project Number: 257185003	19,000	15,344	15,344	-	-	-
Music Instruments Project Number: 257185009	100,000	100,000	99,639	-	-	361
Building Envelope Improvements (Roof, Window, Ext Wall, etc.), Fire Sprinkler Protection. Upgrade lighting to T8 and Emergency Lighting, HVAC Improvements, Media Center improvements, Safety / Security Upgrade Project Number: P.001793	8,298,000	11,765,193	10,478,032	137,720	644,543	504,898
School Choice Enhancement Project Number: P.002006	100,000	100,000	99,937	-	-	63

\* Project expenditures include, but are not limited to, construction costs, design costs, permitting costs, advertising costs during the planning and procurement phase, equipment, work orders, and Program Management fees.

There may be some additional financial activity on these projects as the final payments are made and all of the purchase orders are closed-out. When the projects are closed-out remaining balances (savings) are reported to the School Board and returned to the Capital Reserve.

This is a budget and expenditure activity report, and is not a construction status report.  
The accompanying introduction and notes are an integral part of this budget activity report.



# SMART Program Budget Activity Report

## Completed and Meets Standard Projects Detail Schedule for Quarter Ended December 31, 2021



GOB Referendum Approved by Voters on 11/4/2014 - 85 Months Since Approval

School/ Project	Original Budget	Current Budget	Prior Years Expenditures	Commitments	Current Year Expenditures	Balance
<b>Pioneer Middle School</b>						
Track Resurfacing Project Number: P.002093	70,000	70,000	45,111	-	-	24,889
<b>Piper High School</b>						
Technology Infrastructure Upgrade Project Number: 190185001	488,000	287,311	287,311	-	-	-
Additional Computers to Close Gap Project Number: 190185002	460,000	459,936	459,936	-	-	-
Wireless Network Upgrade and CAT 6 Data Port Upgrade Project Number: 190185003	135,000	131,909	131,909	-	-	-
Music Instruments Project Number: 190185009	300,000	300,000	299,891	-	-	109
School Choice Enhancement Project Number: P.001772	100,000	100,000	98,384	-	1,616	-
Weight Room Renovation Project Number: P.002015	121,000	121,000	119,890	1,110	-	-
<b>Pivot Charter School</b>						
Charter School Technology Project Number: 532285004	58,443	58,436	58,436	-	-	-
<b>Plantation Elementary School</b>						
Technology Infrastructure Upgrade Project Number: 094185001	8,000	7,968	7,968	-	-	-
Additional Computers to Close Gap Project Number: 094185002	92,000	91,877	91,877	-	-	-

\* Project expenditures include, but are not limited to, construction costs, design costs, permitting costs, advertising costs during the planning and procurement phase, equipment, work orders, and Program Management fees.

There may be some additional financial activity on these projects as the final payments are made and all of the purchase orders are closed-out. When the projects are closed-out remaining balances (savings) are reported to the School Board and returned to the Capital Reserve.

This is a budget and expenditure activity report, and is not a construction status report.  
The accompanying introduction and notes are an integral part of this budget activity report.



# SMART Program Budget Activity Report

## Completed and Meets Standard Projects Detail Schedule for Quarter Ended December 31, 2021



GOB Referendum Approved by Voters on 11/4/2014 - 85 Months Since Approval

School/ Project	Original Budget	Current Budget	Prior Years Expenditures	Commitments	Current Year Expenditures	Balance
<b>Plantation Elementary School</b>						
Wireless Network Upgrade and CAT 6 Data Port Upgrade Project Number: 094185003	88,000	80,882	80,882	-	-	-
Music Instruments Project Number: 094185009	50,000	50,000	49,998	-	-	2
HVAC Improvements Project Number: P.002119	145,000	145,000	47,133	-	1,392	96,475
School Choice Enhancement Project Number: P.002212	100,000	100,000	98,191	-	-	1,809
<b>Plantation High School</b>						
Technology Infrastructure Upgrade Project Number: 145185001	9,000	-	-	-	-	-
Additional Computers to Close Gap Project Number: 145185002	503,000	502,967	502,967	-	-	-
Wireless Network Upgrade and CAT 6 Data Port Upgrade Project Number: 145185003	237,000	152,710	152,710	-	-	-
Music Instruments Project Number: 145185009	300,000	300,000	300,000	-	-	-
Track Resurfacing Project Number: P.002033	300,000	300,000	199,677	-	-	100,323
Weight Room Renovation Project Number: P.002151	121,000	121,000	120,655	-	-	345
School Choice Enhancement Project Number: P.002238	100,000	100,000	99,810	178	-	12

\* Project expenditures include, but are not limited to, construction costs, design costs, permitting costs, advertising costs during the planning and procurement phase, equipment, work orders, and Program Management fees.

There may be some additional financial activity on these projects as the final payments are made and all of the purchase orders are closed-out. When the projects are closed-out remaining balances (savings) are reported to the School Board and returned to the Capital Reserve.

This is a budget and expenditure activity report, and is not a construction status report.  
The accompanying introduction and notes are an integral part of this budget activity report.



# SMART Program Budget Activity Report

## Completed and Meets Standard Projects Detail Schedule for Quarter Ended December 31, 2021



GOB Referendum Approved by Voters on 11/4/2014 - 85 Months Since Approval

School/ Project	Original Budget	Current Budget	Prior Years Expenditures	Commitments	Current Year Expenditures	Balance
<b>Plantation Middle School</b>						
Technology Infrastructure Upgrade Project Number: 055185001	2,000	1,999	1,999	-	-	-
Additional Computers to Close Gap Project Number: 055185002	139,000	138,951	138,951	-	-	-
Wireless Network Upgrade and CAT 6 Data Port Upgrade Project Number: 055185003	138,000	101,498	101,498	-	-	-
Music Instruments Project Number: 055185009	100,000	100,000	99,738	-	-	262
School Choice Enhancement Project Number: P.002192	100,000	100,000	99,401	-	-	599
<b>Plantation Park Elementary School</b>						
Technology Infrastructure Upgrade Project Number: 125185001	47,000	36,217	36,217	-	-	-
Additional Computers to Close Gap Project Number: 125185002	90,000	89,950	89,950	-	-	-
Wireless Network Upgrade and CAT 6 Data Port Upgrade Project Number: 125185003	72,000	43,446	43,446	-	-	-
Music Instruments Project Number: 125185009	50,000	50,000	49,821	-	-	179
<b>Pompano Beach Elementary School</b>						
Additional Computers to Close Gap Project Number: 075185002	133,000	132,926	132,926	-	-	-

\* Project expenditures include, but are not limited to, construction costs, design costs, permitting costs, advertising costs during the planning and procurement phase, equipment, work orders, and Program Management fees.

There may be some additional financial activity on these projects as the final payments are made and all of the purchase orders are closed-out. When the projects are closed-out remaining balances (savings) are reported to the School Board and returned to the Capital Reserve.

This is a budget and expenditure activity report, and is not a construction status report.  
The accompanying introduction and notes are an integral part of this budget activity report.



# SMART Program Budget Activity Report

## Completed and Meets Standard Projects Detail Schedule for Quarter Ended December 31, 2021



GOB Referendum Approved by Voters on 11/4/2014 - 85 Months Since Approval

School/ Project	Original Budget	Current Budget	Prior Years Expenditures	Commitments	Current Year Expenditures	Balance
<b>Pompano Beach Elementary School</b>						
Wireless Network Upgrade and CAT 6 Data Port Upgrade Project Number: 075185003	72,000	48,540	48,540	-	-	-
Music Instruments Project Number: 075185009	50,000	50,000	48,062	-	-	1,938
School Choice Enhancement Project Number: P.001804	100,000	100,000	99,951	-	-	49
<b>Pompano Beach High School</b>						
Technology Infrastructure Upgrade Project Number: 018585001	255,000	140,357	140,357	-	-	-
Additional Computers to Close Gap Project Number: 018585002	209,000	208,999	208,999	-	-	-
Wireless Network Upgrade and CAT 6 Data Port Upgrade Project Number: 018585003	22,000	20,979	20,979	-	-	-
Music Instruments Project Number: 018585009	300,000	300,000	299,993	-	-	7
Track Resurfacing Project Number: P.002052	300,000	300,000	284,145	1,908	-	13,947
Weight Room Renovation Project Number: P.002160	121,000	121,000	120,963	-	-	37
School Choice Enhancement Project Number: P.002367	100,000	100,000	86,014	-	-	13,986
<b>Pompano Beach Middle School</b>						
Additional Computers to Close Gap Project Number: 002185002	170,000	169,889	169,889	-	-	-

\* Project expenditures include, but are not limited to, construction costs, design costs, permitting costs, advertising costs during the planning and procurement phase, equipment, work orders, and Program Management fees.

There may be some additional financial activity on these projects as the final payments are made and all of the purchase orders are closed-out. When the projects are closed-out remaining balances (savings) are reported to the School Board and returned to the Capital Reserve.

This is a budget and expenditure activity report, and is not a construction status report.  
The accompanying introduction and notes are an integral part of this budget activity report.



# SMART Program Budget Activity Report

## Completed and Meets Standard Projects Detail Schedule for Quarter Ended December 31, 2021



GOB Referendum Approved by Voters on 11/4/2014 - 85 Months Since Approval

School/ Project	Original Budget	Current Budget	Prior Years Expenditures	Commitments	Current Year Expenditures	Balance
<b>Pompano Beach Middle School</b>						
Wireless Network Upgrade and CAT 6 Data Port Upgrade Project Number: 002185003	123,000	72,632	72,632	-	-	-
Music Instruments Project Number: 002185009	100,000	-	-	-	-	-
School Choice Enhancement Project Number: P.001747	100,000	100,000	99,975	-	-	25
<b>Quiet Waters Elementary School</b>						
Technology Infrastructure Upgrade Project Number: 312185001	153,000	71,399	71,399	-	-	-
Additional Computers to Close Gap Project Number: 312185002	257,000	256,981	256,981	-	-	-
Wireless Network Upgrade and CAT 6 Data Port Upgrade Project Number: 312185003	72,000	-	-	-	-	-
Music Instruments Project Number: 312185009	50,000	50,000	42,796	-	-	7,204
<b>Ramblewood Elementary School</b>						
Technology Infrastructure Upgrade Project Number: 272185001	17,000	6,871	6,871	-	-	-
Additional Computers to Close Gap Project Number: 272185002	179,000	178,862	178,862	-	-	-
Wireless Network Upgrade and CAT 6 Data Port Upgrade Project Number: 272185003	106,000	60,764	60,764	-	-	-

\* Project expenditures include, but are not limited to, construction costs, design costs, permitting costs, advertising costs during the planning and procurement phase, equipment, work orders, and Program Management fees.

There may be some additional financial activity on these projects as the final payments are made and all of the purchase orders are closed-out. When the projects are closed-out remaining balances (savings) are reported to the School Board and returned to the Capital Reserve.

This is a budget and expenditure activity report, and is not a construction status report.  
The accompanying introduction and notes are an integral part of this budget activity report.



# SMART Program Budget Activity Report

## Completed and Meets Standard Projects Detail Schedule for Quarter Ended December 31, 2021



GOB Referendum Approved by Voters on 11/4/2014 - 85 Months Since Approval

School/ Project	Original Budget	Current Budget	Prior Years Expenditures	Commitments	Current Year Expenditures	Balance
<b>Ramblewood Elementary School</b>						
Music Instruments Project Number: 272185009	50,000	50,000	49,999	-	-	1
School Choice Enhancement Project Number: P.002168	100,000	100,000	99,997	-	-	3
<b>Ramblewood Middle School</b>						
Technology Infrastructure Upgrade Project Number: 271185001	170,000	153,282	153,282	-	-	-
Additional Computers to Close Gap Project Number: 271185002	183,000	182,825	182,825	-	-	-
Wireless Network Upgrade and CAT 6 Data Port Upgrade Project Number: 271185003	68,000	66,413	66,413	-	-	-
Music Instruments Project Number: 271185009	100,000	100,000	99,993	-	-	7
School Choice Enhancement Project Number: P.001945	100,000	100,000	99,971	-	-	29
<b>Renaissance Charter Middle School at Pines</b>						
Charter School Technology Project Number: 501485004	69,233	69,233	69,233	-	-	-
<b>Renaissance Charter School of Plantation</b>						
Charter School Technology Project Number: 502385004	301,209	301,202	301,202	-	-	-
<b>Renaissance Charter School at Cooper City</b>						
Charter School Technology Project Number: 504985004	361,151	361,144	361,144	-	-	-

\* Project expenditures include, but are not limited to, construction costs, design costs, permitting costs, advertising costs during the planning and procurement phase, equipment, work orders, and Program Management fees.

There may be some additional financial activity on these projects as the final payments are made and all of the purchase orders are closed-out. When the projects are closed-out remaining balances (savings) are reported to the School Board and returned to the Capital Reserve.

This is a budget and expenditure activity report, and is not a construction status report.  
The accompanying introduction and notes are an integral part of this budget activity report.



# SMART Program Budget Activity Report

## Completed and Meets Standard Projects Detail Schedule for Quarter Ended December 31, 2021



GOB Referendum Approved by Voters on 11/4/2014 - 85 Months Since Approval

School/ Project	Original Budget	Current Budget	Prior Years Expenditures	Commitments	Current Year Expenditures	Balance
<b>Renaissance Charter School at University</b>						
Charter School Technology Project Number: 504885004	430,084	430,084	430,084	-	-	-
<b>Renaissance Charter School of Coral Springs</b>						
Charter School Technology Project Number: 502085004	445,968	445,891	445,891	-	-	-
<b>Renaissance Charter Schools at Pines</b>						
Charter School Technology Project Number: 571085004	246,062	246,057	246,057	-	-	-
<b>Rickards, James S. Middle School</b>						
Technology Infrastructure Upgrade Project Number: 212185001	17,000	14,526	14,526	-	-	-
Additional Computers to Close Gap Project Number: 212185002	200,000	199,887	199,887	-	-	-
Wireless Network Upgrade and CAT 6 Data Port Upgrade Project Number: 212185003	106,000	93,395	89,387	-	-	4,008
School Choice Enhancement Project Number: P.002031	100,000	100,000	96,647	627	-	2,726
<b>RISE Academy School of Science and Technology</b>						
Charter School Technology Project Number: 542085004	82,420	82,405	82,405	-	-	-
<b>Riverglades Elementary School</b>						
Technology Infrastructure Upgrade Project Number: 289185001	143,000	63,958	63,958	-	-	-

\* Project expenditures include, but are not limited to, construction costs, design costs, permitting costs, advertising costs during the planning and procurement phase, equipment, work orders, and Program Management fees.

There may be some additional financial activity on these projects as the final payments are made and all of the purchase orders are closed-out. When the projects are closed-out remaining balances (savings) are reported to the School Board and returned to the Capital Reserve.

This is a budget and expenditure activity report, and is not a construction status report.  
The accompanying introduction and notes are an integral part of this budget activity report.



# SMART Program Budget Activity Report

## Completed and Meets Standard Projects Detail Schedule for Quarter Ended December 31, 2021



GOB Referendum Approved by Voters on 11/4/2014 - 85 Months Since Approval

School/ Project	Original Budget	Current Budget	Prior Years Expenditures	Commitments	Current Year Expenditures	Balance
<b>Riverglades Elementary School</b>						
Additional Computers to Close Gap Project Number: 289185002	165,000	164,983	164,983	-	-	-
Wireless Network Upgrade and CAT 6 Data Port Upgrade Project Number: 289185003	59,000	-	-	-	-	-
Music Instruments Project Number: 289185009	50,000	50,000	49,999	-	-	1
<b>Riverland Elementary School</b>						
Additional Computers to Close Gap Project Number: 015185002	122,000	121,975	121,975	-	-	-
Wireless Network Upgrade and CAT 6 Data Port Upgrade Project Number: 015185003	44,000	33,357	33,357	-	-	-
Music Instruments Project Number: 015185009	50,000	50,000	49,890	-	-	110
School Choice Enhancement Project Number: P.002372	100,000	100,000	99,376	545	-	79
<b>Riverside Elementary School</b>						
Technology Infrastructure Upgrade Project Number: 303185001	144,000	14,224	14,224	-	-	-
Additional Computers to Close Gap Project Number: 303185002	124,000	123,902	123,902	-	-	-
Wireless Network Upgrade and CAT 6 Data Port Upgrade Project Number: 303185003	63,000	4,834	4,834	-	-	-

\* Project expenditures include, but are not limited to, construction costs, design costs, permitting costs, advertising costs during the planning and procurement phase, equipment, work orders, and Program Management fees.

There may be some additional financial activity on these projects as the final payments are made and all of the purchase orders are closed-out. When the projects are closed-out remaining balances (savings) are reported to the School Board and returned to the Capital Reserve.

This is a budget and expenditure activity report, and is not a construction status report.  
The accompanying introduction and notes are an integral part of this budget activity report.



# SMART Program Budget Activity Report

## Completed and Meets Standard Projects Detail Schedule for Quarter Ended December 31, 2021



GOB Referendum Approved by Voters on 11/4/2014 - 85 Months Since Approval

School/ Project	Original Budget	Current Budget	Prior Years Expenditures	Commitments	Current Year Expenditures	Balance
<b>Riverside Elementary School</b>						
Music Instruments Project Number: 303185009	50,000	50,000	49,999	-	-	1
<b>Rock Island Elementary School</b>						
Additional Computers to Close Gap Project Number: 370185002	88,000	87,992	87,992	-	-	-
Wireless Network Upgrade and CAT 6 Data Port Upgrade Project Number: 370185003	27,000	26,615	26,615	-	-	-
Music Instruments Project Number: 370185009	50,000	-	-	-	-	-
School Choice Enhancement Project Number: P.001755	100,000	100,000	99,986	-	-	14
<b>Royal Palm Elementary School</b>						
Technology Infrastructure Upgrade Project Number: 185185001	9,000	6,871	6,871	-	-	-
Additional Computers to Close Gap Project Number: 185185002	119,000	118,980	118,980	-	-	-
Wireless Network Upgrade and CAT 6 Data Port Upgrade Project Number: 185185003	104,000	62,323	62,323	-	-	-
Music Instruments Project Number: 185185009	50,000	50,000	48,416	-	-	1,584
School Choice Enhancement Project Number: P.002169	100,000	100,000	99,994	-	-	6

\* Project expenditures include, but are not limited to, construction costs, design costs, permitting costs, advertising costs during the planning and procurement phase, equipment, work orders, and Program Management fees.

There may be some additional financial activity on these projects as the final payments are made and all of the purchase orders are closed-out. When the projects are closed-out remaining balances (savings) are reported to the School Board and returned to the Capital Reserve.

This is a budget and expenditure activity report, and is not a construction status report.  
The accompanying introduction and notes are an integral part of this budget activity report.



# SMART Program Budget Activity Report

## Completed and Meets Standard Projects Detail Schedule for Quarter Ended December 31, 2021



GOB Referendum Approved by Voters on 11/4/2014 - 85 Months Since Approval

School/ Project	Original Budget	Current Budget	Prior Years Expenditures	Commitments	Current Year Expenditures	Balance
<b>Sanders Park Elementary School</b>						
Additional Computers to Close Gap Project Number: 089185002	116,000	115,835	115,835	-	-	-
Wireless Network Upgrade and CAT 6 Data Port Upgrade Project Number: 089185003	40,000	35,721	35,721	-	-	-
Music Instruments Project Number: 089185009	50,000	50,000	49,994	-	-	6
<b>Sandpiper Elementary School</b>						
Technology Infrastructure Upgrade Project Number: 306185001	39,000	21,587	21,587	-	-	-
Additional Computers to Close Gap Project Number: 306185002	169,000	168,691	168,691	-	-	-
Wireless Network Upgrade and CAT 6 Data Port Upgrade Project Number: 306185003	58,000	46,172	46,172	-	-	-
Music Instruments Project Number: 306185009	50,000	50,000	49,444	-	-	556
School Choice Enhancement Project Number: P.001707	100,000	100,000	99,998	-	-	2
<b>Sawgrass Elementary School</b>						
Technology Infrastructure Upgrade Project Number: 340185001	91,000	49,079	49,079	-	-	-
Additional Computers to Close Gap Project Number: 340185002	194,000	193,950	193,950	-	-	-

\* Project expenditures include, but are not limited to, construction costs, design costs, permitting costs, advertising costs during the planning and procurement phase, equipment, work orders, and Program Management fees.

There may be some additional financial activity on these projects as the final payments are made and all of the purchase orders are closed-out. When the projects are closed-out remaining balances (savings) are reported to the School Board and returned to the Capital Reserve.

This is a budget and expenditure activity report, and is not a construction status report.  
The accompanying introduction and notes are an integral part of this budget activity report.



# SMART Program Budget Activity Report

## Completed and Meets Standard Projects Detail Schedule for Quarter Ended December 31, 2021



GOB Referendum Approved by Voters on 11/4/2014 - 85 Months Since Approval

School/ Project	Original Budget	Current Budget	Prior Years Expenditures	Commitments	Current Year Expenditures	Balance
<b>Sawgrass Elementary School</b>						
Wireless Network Upgrade and CAT 6 Data Port Upgrade Project Number: 340185003	116,000	81,827	81,827	-	-	-
Music Instruments Project Number: 340185009	50,000	50,000	50,000	-	-	-
School Choice Enhancement Project Number: P.002371	100,000	100,000	98,048	-	-	1,952
<b>Sawgrass Springs Middle School</b>						
Technology Infrastructure Upgrade Project Number: 343185001	200,000	92,568	92,568	-	-	-
Additional Computers to Close Gap Project Number: 343185002	188,000	187,997	187,997	-	-	-
Wireless Network Upgrade and CAT 6 Data Port Upgrade Project Number: 343185003	73,000	71,249	71,249	-	-	-
Music Instruments Project Number: 343185009	100,000	100,000	99,995	-	-	5
School Choice Enhancement Project Number: P.001963	100,000	100,000	99,996	-	-	4
<b>Sea Castle Elementary School</b>						
Technology Infrastructure Upgrade Project Number: 287185001	26,000	20,781	20,781	-	-	-
Additional Computers to Close Gap Project Number: 287185002	162,000	161,980	161,980	-	-	-

\* Project expenditures include, but are not limited to, construction costs, design costs, permitting costs, advertising costs during the planning and procurement phase, equipment, work orders, and Program Management fees.

There may be some additional financial activity on these projects as the final payments are made and all of the purchase orders are closed-out. When the projects are closed-out remaining balances (savings) are reported to the School Board and returned to the Capital Reserve.

This is a budget and expenditure activity report, and is not a construction status report.  
The accompanying introduction and notes are an integral part of this budget activity report.



# SMART Program Budget Activity Report

## Completed and Meets Standard Projects Detail Schedule for Quarter Ended December 31, 2021



GOB Referendum Approved by Voters on 11/4/2014 - 85 Months Since Approval

School/ Project	Original Budget	Current Budget	Prior Years Expenditures	Commitments	Current Year Expenditures	Balance
<b>Sea Castle Elementary School</b>						
Wireless Network Upgrade and CAT 6 Data Port Upgrade Project Number: 287185003	111,000	72,206	72,206	-	-	-
Music Instruments Project Number: 287185009	50,000	50,000	49,675	-	-	325
School Choice Enhancement Project Number: P.001799	100,000	100,000	98,919	-	-	1,081
<b>Seagull Alternative High School</b>						
Technology Infrastructure Upgrade Project Number: 060185001	26,000	4,081	4,081	-	-	-
Wireless Network Upgrade and CAT 6 Data Port Upgrade Project Number: 060185003	100,000	65,631	65,630	-	-	1
Music Instruments Project Number: 060185009	50,000	-	-	-	-	-
School Choice Enhancement Project Number: P.001704	100,000	100,000	99,968	-	-	32
<b>Seminole Middle School</b>						
Technology Infrastructure Upgrade Project Number: 189185001	196,000	161,685	161,685	-	-	-
Additional Computers to Close Gap Project Number: 189185002	204,000	203,869	203,869	-	-	-
Wireless Network Upgrade and CAT 6 Data Port Upgrade Project Number: 189185003	56,000	50,606	50,606	-	-	-

\* Project expenditures include, but are not limited to, construction costs, design costs, permitting costs, advertising costs during the planning and procurement phase, equipment, work orders, and Program Management fees.

There may be some additional financial activity on these projects as the final payments are made and all of the purchase orders are closed-out. When the projects are closed-out remaining balances (savings) are reported to the School Board and returned to the Capital Reserve.

This is a budget and expenditure activity report, and is not a construction status report.  
The accompanying introduction and notes are an integral part of this budget activity report.



# SMART Program Budget Activity Report

## Completed and Meets Standard Projects Detail Schedule for Quarter Ended December 31, 2021



GOB Referendum Approved by Voters on 11/4/2014 - 85 Months Since Approval

School/ Project	Original Budget	Current Budget	Prior Years Expenditures	Commitments	Current Year Expenditures	Balance
<b>Seminole Middle School</b>						
Music Instruments Project Number: 189185009	100,000	100,000	99,990	-	-	10
Track Resurfacing Project Number: P.002094	70,000	70,000	45,100	-	-	24,900
School Choice Enhancement Project Number: P.002234	100,000	100,000	89,824	-	-	10,176
<b>Sheridan Hills Elementary School</b>						
Additional Computers to Close Gap Project Number: 181185002	115,000	114,944	114,944	-	-	-
Wireless Network Upgrade and CAT 6 Data Port Upgrade Project Number: 181185003	68,000	61,030	61,030	-	-	-
Music Instruments Project Number: 181185009	50,000	50,000	49,999	-	-	1
School Choice Enhancement Project Number: P.001840	100,000	100,000	99,991	-	-	9
<b>Sheridan Park Elementary School</b>						
Technology Infrastructure Upgrade Project Number: 132185001	17,000	11,501	11,501	-	-	-
Additional Computers to Close Gap Project Number: 132185002	184,000	183,857	183,857	-	-	-
Wireless Network Upgrade and CAT 6 Data Port Upgrade Project Number: 132185003	99,000	54,785	54,785	-	-	-
Music Instruments Project Number: 132185009	50,000	50,000	49,997	-	-	3

\* Project expenditures include, but are not limited to, construction costs, design costs, permitting costs, advertising costs during the planning and procurement phase, equipment, work orders, and Program Management fees.

There may be some additional financial activity on these projects as the final payments are made and all of the purchase orders are closed-out. When the projects are closed-out remaining balances (savings) are reported to the School Board and returned to the Capital Reserve.

This is a budget and expenditure activity report, and is not a construction status report.  
The accompanying introduction and notes are an integral part of this budget activity report.



# SMART Program Budget Activity Report

## Completed and Meets Standard Projects Detail Schedule for Quarter Ended December 31, 2021



GOB Referendum Approved by Voters on 11/4/2014 - 85 Months Since Approval

School/ Project	Original Budget	Current Budget	Prior Years Expenditures	Commitments	Current Year Expenditures	Balance
<b>Sheridan Park Elementary School</b>						
School Choice Enhancement Project Number: P.002392	100,000	100,000	99,889	-	-	111
<b>Sheridan Technical Center</b>						
Technology Infrastructure Upgrade Project Number: 105185001	364,000	360,680	360,680	-	-	-
Wireless Network Upgrade and CAT 6 Data Port Upgrade Project Number: 105185003	92,000	91,999	91,999	-	-	-
School Choice Enhancement Project Number: P.002346	100,000	100,000	85,364	2,469	7,190	4,977
<b>Sheridan Technical High School</b>						
Wireless Network Upgrade and CAT 6 Data Port Upgrade Project Number: 042285003	40,000	34,038	34,038	-	-	-
School Choice Enhancement Project Number: P.002373	100,000	100,000	99,993	-	-	7
<b>Silver Lakes Elementary School</b>						
Technology Infrastructure Upgrade Project Number: 337185001	134,000	84,626	84,626	-	-	-
Additional Computers to Close Gap Project Number: 337185002	158,000	157,944	157,944	-	-	-
Wireless Network Upgrade and CAT 6 Data Port Upgrade Project Number: 337185003	95,000	58,044	58,044	-	-	-
Music Instruments Project Number: 337185009	50,000	50,000	49,397	-	-	603

\* Project expenditures include, but are not limited to, construction costs, design costs, permitting costs, advertising costs during the planning and procurement phase, equipment, work orders, and Program Management fees.

There may be some additional financial activity on these projects as the final payments are made and all of the purchase orders are closed-out. When the projects are closed-out remaining balances (savings) are reported to the School Board and returned to the Capital Reserve.

This is a budget and expenditure activity report, and is not a construction status report.  
The accompanying introduction and notes are an integral part of this budget activity report.



# SMART Program Budget Activity Report

## Completed and Meets Standard Projects Detail Schedule for Quarter Ended December 31, 2021



GOB Referendum Approved by Voters on 11/4/2014 - 85 Months Since Approval

School/ Project	Original Budget	Current Budget	Prior Years Expenditures	Commitments	Current Year Expenditures	Balance
<b>Silver Lakes Elementary School</b>						
Building Envelope Improvements (Roof, Window, Ext Wall, etc.), HVAC Improvements Project Number: P.002009	744,000	2,277,540	2,054,460	162,133	34,918	26,029
School Choice Enhancement Project Number: P.002319	100,000	100,000	99,772	-	-	228
<b>Silver Lakes Middle School</b>						
Technology Infrastructure Upgrade Project Number: 297185001	17,000	3,224	3,224	-	-	-
Additional Computers to Close Gap Project Number: 297185002	65,000	64,969	64,969	-	-	-
Wireless Network Upgrade and CAT 6 Data Port Upgrade Project Number: 297185003	67,000	41,699	41,699	-	-	-
Music Instruments Project Number: 297185009	100,000	100,000	99,862	-	-	138
<b>Silver Palms Elementary School</b>						
Technology Infrastructure Upgrade Project Number: 349185001	123,000	65,648	65,648	-	-	-
Additional Computers to Close Gap Project Number: 349185002	206,000	205,848	205,848	-	-	-
Wireless Network Upgrade and CAT 6 Data Port Upgrade Project Number: 349185003	54,000	1,881	1,881	-	-	-
Music Instruments Project Number: 349185009	50,000	50,000	49,885	-	-	115

\* Project expenditures include, but are not limited to, construction costs, design costs, permitting costs, advertising costs during the planning and procurement phase, equipment, work orders, and Program Management fees.

There may be some additional financial activity on these projects as the final payments are made and all of the purchase orders are closed-out. When the projects are closed-out remaining balances (savings) are reported to the School Board and returned to the Capital Reserve.

This is a budget and expenditure activity report, and is not a construction status report.  
The accompanying introduction and notes are an integral part of this budget activity report.



# SMART Program Budget Activity Report

## Completed and Meets Standard Projects Detail Schedule for Quarter Ended December 31, 2021



GOB Referendum Approved by Voters on 11/4/2014 - 85 Months Since Approval

School/ Project	Original Budget	Current Budget	Prior Years Expenditures	Commitments	Current Year Expenditures	Balance
<b>Silver Ridge Elementary School</b>						
Technology Infrastructure Upgrade Project Number: 308185001	95,000	44,397	44,397	-	-	-
Additional Computers to Close Gap Project Number: 308185002	260,000	259,931	259,931	-	-	-
Wireless Network Upgrade and CAT 6 Data Port Upgrade Project Number: 308185003	109,000	61,787	61,787	-	-	-
Music Instruments Project Number: 308185009	50,000	50,000	49,999	-	-	1
School Choice Enhancement Project Number: P.001957	100,000	100,000	99,987	-	-	13
Building Envelope Improvements (Roof, Window, Ext Wall, etc.), HVAC Improvements Project Number: P.001984	1,958,000	3,032,700	2,769,360	106,373	103,301	53,666
<b>Silver Shores Elementary School</b>						
Technology Infrastructure Upgrade Project Number: 358185001	30,000	28,821	28,821	-	-	-
Additional Computers to Close Gap Project Number: 358185002	83,000	82,976	82,976	-	-	-
Wireless Network Upgrade and CAT 6 Data Port Upgrade Project Number: 358185003	82,000	81,990	81,990	-	-	-
Music Instruments Project Number: 358185009	50,000	50,000	49,962	-	-	38

\* Project expenditures include, but are not limited to, construction costs, design costs, permitting costs, advertising costs during the planning and procurement phase, equipment, work orders, and Program Management fees.

There may be some additional financial activity on these projects as the final payments are made and all of the purchase orders are closed-out. When the projects are closed-out remaining balances (savings) are reported to the School Board and returned to the Capital Reserve.

This is a budget and expenditure activity report, and is not a construction status report.  
The accompanying introduction and notes are an integral part of this budget activity report.



# SMART Program Budget Activity Report

## Completed and Meets Standard Projects Detail Schedule for Quarter Ended December 31, 2021



GOB Referendum Approved by Voters on 11/4/2014 - 85 Months Since Approval

School/ Project	Original Budget	Current Budget	Prior Years Expenditures	Commitments	Current Year Expenditures	Balance
<b>Silver Shores Elementary School</b>						
School Choice Enhancement Project Number: P.001706	100,000	100,000	99,449	129	-	422
Building Envelope Improvements (Roof, Window, Ext Wall, etc.), HVAC Improvements Project Number: P.001906	1,034,000	2,265,560	2,098,575	13,375	33,069	120,541
<b>Silver Trail Middle School</b>						
Technology Infrastructure Upgrade Project Number: 333185001	251,000	198,353	198,353	-	-	-
Additional Computers to Close Gap Project Number: 333185002	316,000	315,943	315,943	-	-	-
Wireless Network Upgrade and CAT 6 Data Port Upgrade Project Number: 333185003	78,000	47,109	47,109	-	-	0
Music Instruments Project Number: 333185009	100,000	100,000	99,999	-	-	1
HVAC Improvements, Re-roofing of existing Buildings #1 and #2 etc. Project Number: P.001406	5,027,000	6,203,150	6,067,562	127,456	8,131	1
Re-roofing of bldg. 2, section C & D Project Number: P.001650	-	605,000	194,553	80	-	410,367
School Choice Enhancement Project Number: P.001795	100,000	100,000	100,000	-	-	-
<b>Somerset Academy Charter Conservatory High</b>						
Charter School Technology Project Number: 539685004	35,665	35,656	35,656	-	-	-

\* Project expenditures include, but are not limited to, construction costs, design costs, permitting costs, advertising costs during the planning and procurement phase, equipment, work orders, and Program Management fees.

There may be some additional financial activity on these projects as the final payments are made and all of the purchase orders are closed-out. When the projects are closed-out remaining balances (savings) are reported to the School Board and returned to the Capital Reserve.

This is a budget and expenditure activity report, and is not a construction status report.  
The accompanying introduction and notes are an integral part of this budget activity report.



# SMART Program Budget Activity Report

## Completed and Meets Standard Projects Detail Schedule for Quarter Ended December 31, 2021



GOB Referendum Approved by Voters on 11/4/2014 - 85 Months Since Approval

School/ Project	Original Budget	Current Budget	Prior Years Expenditures	Commitments	Current Year Expenditures	Balance
<b>Somerset Academy Charter High School Miramar Campus</b>						
Charter School Technology Project Number: 500785004	84,219	84,214	84,214	-	-	-
<b>Somerset Academy Charter School Miramar</b>						
Charter School Technology Project Number: 540585004	193,613	193,605	193,605	-	-	-
<b>Somerset Academy Davie Charter School</b>						
Charter School Technology Project Number: 521185004	45,256	45,251	45,251	-	-	-
<b>Somerset Academy East Preparatory</b>						
Charter School Technology Project Number: 539185004	87,515	87,511	87,511	-	-	-
<b>Somerset Academy Elementary</b>						
Charter School Technology Project Number: 514185004	280,529	280,507	280,507	-	-	-
<b>Somerset Academy High</b>						
Charter School Technology Project Number: 522185004	329,381	329,375	329,375	-	-	-
<b>Somerset Academy Hollywood</b>						
Charter School Technology Project Number: 538785004	17,083	17,080	17,080	-	-	-
<b>Somerset Academy Hollywood Middle School</b>						
Charter School Technology Project Number: 541985004	3,297	3,293	3,293	-	-	-

\* Project expenditures include, but are not limited to, construction costs, design costs, permitting costs, advertising costs during the planning and procurement phase, equipment, work orders, and Program Management fees.

There may be some additional financial activity on these projects as the final payments are made and all of the purchase orders are closed-out. When the projects are closed-out remaining balances (savings) are reported to the School Board and returned to the Capital Reserve.

This is a budget and expenditure activity report, and is not a construction status report.  
The accompanying introduction and notes are an integral part of this budget activity report.



# SMART Program Budget Activity Report

## Completed and Meets Standard Projects Detail Schedule for Quarter Ended December 31, 2021



GOB Referendum Approved by Voters on 11/4/2014 - 85 Months Since Approval

School/ Project	Original Budget	Current Budget	Prior Years Expenditures	Commitments	Current Year Expenditures	Balance
<b>Somerset Academy Middle</b>						
Charter School Technology Project Number: 515185004	249,059	249,055	249,055	-	-	-
<b>Somerset Academy Miramar Middle</b>						
Charter School Technology Project Number: 540685004	131,573	131,539	131,539	-	-	-
<b>Somerset Academy Neighborhood</b>						
Charter School Technology Project Number: 502185004	158,247	158,237	158,237	-	-	-
<b>Somerset Academy Pompano</b>						
Charter School Technology Project Number: 538885004	49,452	49,451	49,451	-	-	-
<b>Somerset Academy Pompano Middle</b>						
Charter School Technology Project Number: 541385004	6,893	6,885	6,885	-	-	-
<b>Somerset Academy Village Charter Middle School</b>						
Charter School Technology Project Number: 500285004	33,268	33,265	33,265	-	-	-
<b>Somerset Charter Academy @ North Lauderdale</b>						
Charter School Technology Project Number: 500385004	212,794	212,787	212,787	-	-	-
<b>Somerset Miramar South</b>						
Charter School Technology Project Number: 505485004	31,470	31,469	31,469	-	-	-
<b>Somerset Pines Academy</b>						
Charter School Technology Project Number: 503085004	146,558	146,548	146,548	-	-	-

\* Project expenditures include, but are not limited to, construction costs, design costs, permitting costs, advertising costs during the planning and procurement phase, equipment, work orders, and Program Management fees.

There may be some additional financial activity on these projects as the final payments are made and all of the purchase orders are closed-out. When the projects are closed-out remaining balances (savings) are reported to the School Board and returned to the Capital Reserve.

This is a budget and expenditure activity report, and is not a construction status report.  
The accompanying introduction and notes are an integral part of this budget activity report.



# SMART Program Budget Activity Report

## Completed and Meets Standard Projects Detail Schedule for Quarter Ended December 31, 2021



GOB Referendum Approved by Voters on 11/4/2014 - 85 Months Since Approval

School/ Project	Original Budget	Current Budget	Prior Years Expenditures	Commitments	Current Year Expenditures	Balance
<b>Somerset Prep Charter High Broward Campus</b>						
Charter School Technology Project Number: 500685004	66,835	66,831	66,831	-	-	-
<b>Somerset Preparatory Charter Middle School</b>						
Charter School Technology Project Number: 544185004	101,002	100,993	100,993	-	-	-
<b>Somerset Village Academy</b>						
Charter School Technology Project Number: 500485004	74,328	74,319	74,319	-	-	-
<b>South Broward High School</b>						
Additional Computers to Close Gap Project Number: 017185002	421,000	420,995	420,995	-	-	-
Wireless Network Upgrade and CAT 6 Data Port Upgrade Project Number: 017185003	181,000	159,681	159,681	-	-	-
School Choice Enhancement Project Number: P.001991	100,000	100,000	100,000	-	-	-
Weight Room Renovation Project Number: P.002023	121,000	121,000	120,176	-	-	824
<b>South Plantation High School</b>						
Technology Infrastructure Upgrade Project Number: 235185001	371,000	238,150	238,150	-	-	-
Additional Computers to Close Gap Project Number: 235185002	549,000	548,915	548,915	-	-	-

\* Project expenditures include, but are not limited to, construction costs, design costs, permitting costs, advertising costs during the planning and procurement phase, equipment, work orders, and Program Management fees.

There may be some additional financial activity on these projects as the final payments are made and all of the purchase orders are closed-out. When the projects are closed-out remaining balances (savings) are reported to the School Board and returned to the Capital Reserve.

This is a budget and expenditure activity report, and is not a construction status report.  
The accompanying introduction and notes are an integral part of this budget activity report.



# SMART Program Budget Activity Report

## Completed and Meets Standard Projects Detail Schedule for Quarter Ended December 31, 2021



GOB Referendum Approved by Voters on 11/4/2014 - 85 Months Since Approval

School/ Project	Original Budget	Current Budget	Prior Years Expenditures	Commitments	Current Year Expenditures	Balance
<b>South Plantation High School</b>						
Wireless Network Upgrade and CAT 6 Data Port Upgrade Project Number: 235185003	122,000	117,876	117,876	-	-	-
Music Instruments Project Number: 235185009	300,000	300,000	299,991	-	-	9
Weight Room Renovation Project Number: P.002161	121,000	121,000	120,645	-	-	355
<b>Stephen Foster Elementary School</b>						
Additional Computers to Close Gap Project Number: 092185002	49,000	48,913	48,913	-	-	-
Wireless Network Upgrade and CAT 6 Data Port Upgrade Project Number: 092185003	82,000	74,617	74,617	-	-	-
Music Instruments Project Number: 092185009	50,000	50,000	49,446	-	-	554
School Choice Enhancement Project Number: P.002391	100,000	100,000	90,421	-	-	9,579
<b>Stirling Elementary School</b>						
Additional Computers to Close Gap Project Number: 069185002	198,000	197,883	197,883	-	-	-
Wireless Network Upgrade and CAT 6 Data Port Upgrade Project Number: 069185003	84,000	57,716	57,716	-	-	-
Music Instruments Project Number: 069185009	50,000	50,000	50,000	-	-	-
School Choice Enhancement Project Number: P.001962	100,000	100,000	99,885	-	-115	230

\* Project expenditures include, but are not limited to, construction costs, design costs, permitting costs, advertising costs during the planning and procurement phase, equipment, work orders, and Program Management fees.

There may be some additional financial activity on these projects as the final payments are made and all of the purchase orders are closed-out. When the projects are closed-out remaining balances (savings) are reported to the School Board and returned to the Capital Reserve.

This is a budget and expenditure activity report, and is not a construction status report.  
The accompanying introduction and notes are an integral part of this budget activity report.



# SMART Program Budget Activity Report

## Completed and Meets Standard Projects Detail Schedule for Quarter Ended December 31, 2021



GOB Referendum Approved by Voters on 11/4/2014 - 85 Months Since Approval

School/ Project	Original Budget	Current Budget	Prior Years Expenditures	Commitments	Current Year Expenditures	Balance
<b>Stoneman Douglas High School</b>						
Technology Infrastructure Upgrade Project Number: 301185001	441,000	335,493	335,493	-	-	-
Additional Computers to Close Gap Project Number: 301185002	830,000	829,903	829,903	-	-	-
Wireless Network Upgrade and CAT 6 Data Port Upgrade Project Number: 301185003	38,000	26,755	26,755	-	-	-
Music Instruments Project Number: 301185009	300,000	300,000	300,000	-	-	-
Weight Room Renovation Project Number: P.002162	121,000	121,000	120,995	-	-	5
<b>Stranahan High School</b>						
Technology Infrastructure Upgrade Project Number: 021185001	8,000	4,812	4,812	-	-	-
Additional Computers to Close Gap Project Number: 021185002	305,000	304,903	304,903	-	-	-
Wireless Network Upgrade and CAT 6 Data Port Upgrade Project Number: 021185003	230,000	154,519	154,519	-	-	-
Music Instruments Project Number: 021185009	100,000	100,000	93,724	-	-	6,276
Weight Room Renovation Project Number: P.001995	121,000	121,000	120,415	-	-	585
Track Resurfacing Project Number: P.002107	300,000	300,000	285,286	14,714	-	-

\* Project expenditures include, but are not limited to, construction costs, design costs, permitting costs, advertising costs during the planning and procurement phase, equipment, work orders, and Program Management fees.

There may be some additional financial activity on these projects as the final payments are made and all of the purchase orders are closed-out. When the projects are closed-out remaining balances (savings) are reported to the School Board and returned to the Capital Reserve.

This is a budget and expenditure activity report, and is not a construction status report.  
The accompanying introduction and notes are an integral part of this budget activity report.



# SMART Program Budget Activity Report

## Completed and Meets Standard Projects Detail Schedule for Quarter Ended December 31, 2021



GOB Referendum Approved by Voters on 11/4/2014 - 85 Months Since Approval

School/ Project	Original Budget	Current Budget	Prior Years Expenditures	Commitments	Current Year Expenditures	Balance
<b>SunEd High School</b>						
Charter School Technology Project Number: 506085004	107,296	107,283	107,283	-	-	-
<b>Sunland Park Academy</b>						
Additional Computers to Close Gap Project Number: 061185002	29,000	28,768	28,768	-	-	-
Wireless Network Upgrade and CAT 6 Data Port Upgrade Project Number: 061185003	26,000	25,850	25,850	-	-	-
Music Instruments Project Number: 061185009	50,000	50,000	49,999	-	-	1
School Choice Enhancement Project Number: P.001928	100,000	100,000	99,997	-	-	3
<b>Sunrise Middle School</b>						
Additional Computers to Close Gap Project Number: 025185002	185,000	184,884	184,884	-	-	-
Wireless Network Upgrade and CAT 6 Data Port Upgrade Project Number: 025185003	132,000	129,428	129,428	-	-	-
Music Instruments Project Number: 025185009	100,000	100,000	99,999	-	-	1
School Choice Enhancement Project Number: P.001918	100,000	100,000	99,915	-	-	85
<b>Sunset Lakes Elementary School</b>						
Technology Infrastructure Upgrade Project Number: 366185001	9,000	-	-	-	-	-

\* Project expenditures include, but are not limited to, construction costs, design costs, permitting costs, advertising costs during the planning and procurement phase, equipment, work orders, and Program Management fees.

There may be some additional financial activity on these projects as the final payments are made and all of the purchase orders are closed-out. When the projects are closed-out remaining balances (savings) are reported to the School Board and returned to the Capital Reserve.

This is a budget and expenditure activity report, and is not a construction status report.  
The accompanying introduction and notes are an integral part of this budget activity report.



# SMART Program Budget Activity Report

## Completed and Meets Standard Projects Detail Schedule for Quarter Ended December 31, 2021



GOB Referendum Approved by Voters on 11/4/2014 - 85 Months Since Approval

School/ Project	Original Budget	Current Budget	Prior Years Expenditures	Commitments	Current Year Expenditures	Balance
<b>Sunset Lakes Elementary School</b>						
Additional Computers to Close Gap Project Number: 366185002	195,000	194,803	194,803	-	-	-
Wireless Network Upgrade and CAT 6 Data Port Upgrade Project Number: 366185003	82,000	74,850	73,283	-	-	1,567
Music Instruments Project Number: 366185009	50,000	50,000	49,999	-	-	1
School Choice Enhancement Project Number: P.001718	100,000	100,000	100,000	-	-	-
Building Envelope Improvements (Roof, Window, Ext Wall, etc.), HVAC Improvements Project Number: P.001971	1,211,000	2,964,125	2,694,287	51,825	40,919	177,094
<b>Sunshine Elementary Charter</b>						
Charter School Technology Project Number: 540085004	86,916	86,895	86,895	-	-	-
<b>Sunshine Elementary School</b>						
Additional Computers to Close Gap Project Number: 117185002	190,000	189,970	189,970	-	-	-
Wireless Network Upgrade and CAT 6 Data Port Upgrade Project Number: 117185003	94,000	60,310	60,310	-	-	-
Music Instruments Project Number: 117185009	50,000	50,000	49,784	-	-	216
<b>Tamarac Elementary School</b>						
Technology Infrastructure Upgrade Project Number: 262185001	26,000	9,206	9,206	-	-	-

\* Project expenditures include, but are not limited to, construction costs, design costs, permitting costs, advertising costs during the planning and procurement phase, equipment, work orders, and Program Management fees.

There may be some additional financial activity on these projects as the final payments are made and all of the purchase orders are closed-out. When the projects are closed-out remaining balances (savings) are reported to the School Board and returned to the Capital Reserve.

This is a budget and expenditure activity report, and is not a construction status report.  
The accompanying introduction and notes are an integral part of this budget activity report.



# SMART Program Budget Activity Report

## Completed and Meets Standard Projects Detail Schedule for Quarter Ended December 31, 2021



GOB Referendum Approved by Voters on 11/4/2014 - 85 Months Since Approval

School/ Project	Original Budget	Current Budget	Prior Years Expenditures	Commitments	Current Year Expenditures	Balance
<b>Tamarac Elementary School</b>						
Additional Computers to Close Gap Project Number: 262185002	251,000	250,988	250,988	-	-	-
Wireless Network Upgrade and CAT 6 Data Port Upgrade Project Number: 262185003	134,000	89,195	89,195	-	-	-
Music Instruments Project Number: 262185009	50,000	50,000	49,998	-	-	2
School Choice Enhancement Project Number: P.001761	100,000	100,000	99,939	-	-	61
Media Center improvements Project Number: P.002049	295,000	295,000	74,820	500	475	219,205
<b>Taravella, J.P. High School</b>						
Technology Infrastructure Upgrade Project Number: 275185001	429,000	289,381	289,381	-	-	-
Additional Computers to Close Gap Project Number: 275185002	788,000	787,980	787,980	-	-	-
Wireless Network Upgrade and CAT 6 Data Port Upgrade Project Number: 275185003	133,000	133,000	133,000	-	-	-
Music Instruments Project Number: 275185009	300,000	300,000	299,999	-	-	1
Track Resurfacing Project Number: P.002106	300,000	300,000	263,927	33,673	-	2,400
Weight Room Renovation Project Number: P.002156	121,000	121,000	121,000	-	-	-

\* Project expenditures include, but are not limited to, construction costs, design costs, permitting costs, advertising costs during the planning and procurement phase, equipment, work orders, and Program Management fees.

There may be some additional financial activity on these projects as the final payments are made and all of the purchase orders are closed-out. When the projects are closed-out remaining balances (savings) are reported to the School Board and returned to the Capital Reserve.

This is a budget and expenditure activity report, and is not a construction status report.  
The accompanying introduction and notes are an integral part of this budget activity report.



# SMART Program Budget Activity Report

## Completed and Meets Standard Projects Detail Schedule for Quarter Ended December 31, 2021



GOB Referendum Approved by Voters on 11/4/2014 - 85 Months Since Approval

School/ Project	Original Budget	Current Budget	Prior Years Expenditures	Commitments	Current Year Expenditures	Balance
<b>Tedder Elementary School</b>						
Additional Computers to Close Gap Project Number: 057185002	90,000	89,916	89,916	-	-	-
Wireless Network Upgrade and CAT 6 Data Port Upgrade Project Number: 057185003	55,000	53,550	53,550	-	-	-
Music Instruments Project Number: 057185009	50,000	50,000	49,999	-	-	1
School Choice Enhancement Project Number: P.001781	100,000	100,000	100,000	-	-	-
<b>Tequesta Trace Middle School</b>						
Technology Infrastructure Upgrade Project Number: 315185001	166,000	135,139	135,139	-	-	-
Additional Computers to Close Gap Project Number: 315185002	204,000	203,856	203,856	-	-	-
Wireless Network Upgrade and CAT 6 Data Port Upgrade Project Number: 315185003	72,000	61,293	61,293	-	-	-
Music Instruments Project Number: 315185009	100,000	100,000	99,996	-	-	4
<b>The Quest Center</b>						
Additional Computers to Close Gap Project Number: 102185002	22,000	21,932	21,932	-	-	-
Wireless Network Upgrade and CAT 6 Data Port Upgrade Project Number: 102185003	54,000	42,202	42,202	-	-	-

\* Project expenditures include, but are not limited to, construction costs, design costs, permitting costs, advertising costs during the planning and procurement phase, equipment, work orders, and Program Management fees.

There may be some additional financial activity on these projects as the final payments are made and all of the purchase orders are closed-out. When the projects are closed-out remaining balances (savings) are reported to the School Board and returned to the Capital Reserve.

This is a budget and expenditure activity report, and is not a construction status report.  
The accompanying introduction and notes are an integral part of this budget activity report.



# SMART Program Budget Activity Report

## Completed and Meets Standard Projects Detail Schedule for Quarter Ended December 31, 2021



GOB Referendum Approved by Voters on 11/4/2014 - 85 Months Since Approval

School/ Project	Original Budget	Current Budget	Prior Years Expenditures	Commitments	Current Year Expenditures	Balance
<b>The Quest Center</b>						
Music Instruments Project Number: 102185009	50,000	50,000	48,951	-	-	1,049
<b>Thurgood Marshall Elementary School</b>						
Additional Computers to Close Gap Project Number: 329185002	100,000	99,848	99,848	-	-	-
Wireless Network Upgrade and CAT 6 Data Port Upgrade Project Number: 329185003	49,000	5,937	5,937	-	-	-
Music Instruments Project Number: 329185009	50,000	-	-	-	-	-
School Choice Enhancement Project Number: P.002387	100,000	100,000	90,060	-	-	9,940
<b>Tradewinds Elementary School</b>						
Technology Infrastructure Upgrade Project Number: 348185001	4,000	3,969	3,969	-	-	-
Additional Computers to Close Gap Project Number: 348185002	314,000	313,806	313,806	-	-	-
Wireless Network Upgrade and CAT 6 Data Port Upgrade Project Number: 348185003	106,000	81,804	81,804	-	-	-
Music Instruments Project Number: 348185009	50,000	50,000	48,753	-	-	1,247

\* Project expenditures include, but are not limited to, construction costs, design costs, permitting costs, advertising costs during the planning and procurement phase, equipment, work orders, and Program Management fees.

There may be some additional financial activity on these projects as the final payments are made and all of the purchase orders are closed-out. When the projects are closed-out remaining balances (savings) are reported to the School Board and returned to the Capital Reserve.

This is a budget and expenditure activity report, and is not a construction status report.  
The accompanying introduction and notes are an integral part of this budget activity report.



# SMART Program Budget Activity Report

## Completed and Meets Standard Projects Detail Schedule for Quarter Ended December 31, 2021



GOB Referendum Approved by Voters on 11/4/2014 - 85 Months Since Approval

School/ Project	Original Budget	Current Budget	Prior Years Expenditures	Commitments	Current Year Expenditures	Balance
<b>Tradewinds Elementary School</b>						
Building Envelope Improvements (Roof, Window, Ext Wall, etc.), Conversion of Existing Space to Music and/or Art Lab(s), HVAC Improvements, Music Room Renovation, PE/Athletic Improvements Project Number: P.002129	1,711,000	3,843,900	3,243,785	103,810	237,670	258,635
School Choice Enhancement Project Number: P.002390	100,000	100,000	7,785	-	89,829	2,386
<b>Tropical Elementary School</b>						
Technology Infrastructure Upgrade Project Number: 073185001	66,000	35,375	35,375	-	-	-
Additional Computers to Close Gap Project Number: 073185002	132,000	131,934	131,934	-	-	-
Wireless Network Upgrade and CAT 6 Data Port Upgrade Project Number: 073185003	84,000	60,265	60,265	-	-	-
Music Instruments Project Number: 073185009	50,000	50,000	49,892	-	-	108
<b>Village Elementary School</b>						
Additional Computers to Close Gap Project Number: 162185002	181,000	180,991	180,991	-	-	-
Wireless Network Upgrade and CAT 6 Data Port Upgrade Project Number: 162185003	41,000	41,000	41,000	-	-	-

\* Project expenditures include, but are not limited to, construction costs, design costs, permitting costs, advertising costs during the planning and procurement phase, equipment, work orders, and Program Management fees.

There may be some additional financial activity on these projects as the final payments are made and all of the purchase orders are closed-out. When the projects are closed-out remaining balances (savings) are reported to the School Board and returned to the Capital Reserve.

This is a budget and expenditure activity report, and is not a construction status report.  
The accompanying introduction and notes are an integral part of this budget activity report.



# SMART Program Budget Activity Report

## Completed and Meets Standard Projects Detail Schedule for Quarter Ended December 31, 2021



GOB Referendum Approved by Voters on 11/4/2014 - 85 Months Since Approval

School/ Project	Original Budget	Current Budget	Prior Years Expenditures	Commitments	Current Year Expenditures	Balance
<b>Village Elementary School</b>						
Music Instruments Project Number: 162185009	50,000	50,000	45,282	-	-	4,718
School Choice Enhancement Project Number: P.002209	100,000	100,000	97,668	-	2,293	39
<b>Walker Elementary School</b>						
Additional Computers to Close Gap Project Number: 032185002	69,000	68,849	68,849	-	-	-
Wireless Network Upgrade and CAT 6 Data Port Upgrade Project Number: 032185003	64,000	52,909	52,909	-	-	-
Music Instruments Project Number: 032185009	50,000	50,000	49,998	-	-	2
School Choice Enhancement Project Number: P.001771	100,000	100,000	99,804	-	-	196
<b>Watkins Elementary School</b>						
Technology Infrastructure Upgrade Project Number: 051185001	9,000	-	-	-	-	-
Additional Computers to Close Gap Project Number: 051185002	153,000	152,947	152,947	-	-	-
Wireless Network Upgrade and CAT 6 Data Port Upgrade Project Number: 051185003	46,000	38,164	38,164	-	-	-
Music Instruments Project Number: 051185009	50,000	-	-	-	-	-

\* Project expenditures include, but are not limited to, construction costs, design costs, permitting costs, advertising costs during the planning and procurement phase, equipment, work orders, and Program Management fees.

There may be some additional financial activity on these projects as the final payments are made and all of the purchase orders are closed-out. When the projects are closed-out remaining balances (savings) are reported to the School Board and returned to the Capital Reserve.

This is a budget and expenditure activity report, and is not a construction status report.  
The accompanying introduction and notes are an integral part of this budget activity report.



# SMART Program Budget Activity Report

## Completed and Meets Standard Projects Detail Schedule for Quarter Ended December 31, 2021



GOB Referendum Approved by Voters on 11/4/2014 - 85 Months Since Approval

School/ Project	Original Budget	Current Budget	Prior Years Expenditures	Commitments	Current Year Expenditures	Balance
<b>Watkins Elementary School</b>						
Building Envelope Improvements (Roof, Window, Ext Wall, etc.), Fire Sprinklers Project Number: P.002074	921,000	3,035,840	1,326,280	54,266	1,398,603	256,691
<b>Welleby Elementary School</b>						
Technology Infrastructure Upgrade Project Number: 288185001	82,000	40,322	40,322	-	-	-
Additional Computers to Close Gap Project Number: 288185002	166,000	165,922	165,922	-	-	-
Wireless Network Upgrade and CAT 6 Data Port Upgrade Project Number: 288185003	103,000	63,863	63,863	-	-	-
Music Instruments Project Number: 288185009	50,000	50,000	49,764	-	-	236
<b>West Broward High School</b>						
Additional Computers to Close Gap Project Number: 397185002	683,000	682,903	682,903	-	-	-
Wireless Network Upgrade and CAT 6 Data Port Upgrade Project Number: 397185003	83,000	82,949	82,949	-	-	-
Music Instruments Project Number: 397185009	300,000	300,000	299,974	-	-	26
School Choice Enhancement Project Number: P.001717	100,000	100,000	99,901	-	-	99
Track Resurfacing Project Number: P.002034	300,000	300,000	291,420	-	-	8,580

\* Project expenditures include, but are not limited to, construction costs, design costs, permitting costs, advertising costs during the planning and procurement phase, equipment, work orders, and Program Management fees.

There may be some additional financial activity on these projects as the final payments are made and all of the purchase orders are closed-out. When the projects are closed-out remaining balances (savings) are reported to the School Board and returned to the Capital Reserve.

This is a budget and expenditure activity report, and is not a construction status report.  
The accompanying introduction and notes are an integral part of this budget activity report.



# SMART Program Budget Activity Report

## Completed and Meets Standard Projects Detail Schedule for Quarter Ended December 31, 2021



GOB Referendum Approved by Voters on 11/4/2014 - 85 Months Since Approval

School/ Project	Original Budget	Current Budget	Prior Years Expenditures	Commitments	Current Year Expenditures	Balance
<b>West Broward High School</b>						
HVAC Improvements Project Number: P.002087	438,000	438,000	41,377	33,125	4,204	359,294
Weight Room Renovation Project Number: P.002152	121,000	121,000	120,997	-	-	3
<b>West Hollywood Elementary School</b>						
Additional Computers to Close Gap Project Number: 016185002	141,000	140,855	140,855	-	-	-
Wireless Network Upgrade and CAT 6 Data Port Upgrade Project Number: 016185003	39,000	31,224	31,224	-	-	-
Music Instruments Project Number: 016185009	50,000	50,000	49,992	-	-	8
School Choice Enhancement Project Number: P.001809	100,000	100,000	99,978	-	-	22
<b>Westchester Elementary School</b>						
Technology Infrastructure Upgrade Project Number: 268185001	52,000	20,852	20,852	-	-	-
Additional Computers to Close Gap Project Number: 268185002	205,000	204,859	204,859	-	-	-
Wireless Network Upgrade and CAT 6 Data Port Upgrade Project Number: 268185003	123,000	73,998	73,998	-	-	-
Music Instruments Project Number: 268185009	50,000	50,000	49,931	-	-	69
School Choice Enhancement Project Number: P.001705	100,000	100,000	80,998	-	18,996	6

\* Project expenditures include, but are not limited to, construction costs, design costs, permitting costs, advertising costs during the planning and procurement phase, equipment, work orders, and Program Management fees.

There may be some additional financial activity on these projects as the final payments are made and all of the purchase orders are closed-out. When the projects are closed-out remaining balances (savings) are reported to the School Board and returned to the Capital Reserve.

This is a budget and expenditure activity report, and is not a construction status report.  
The accompanying introduction and notes are an integral part of this budget activity report.



# SMART Program Budget Activity Report

## Completed and Meets Standard Projects Detail Schedule for Quarter Ended December 31, 2021



GOB Referendum Approved by Voters on 11/4/2014 - 85 Months Since Approval

School/ Project	Original Budget	Current Budget	Prior Years Expenditures	Commitments	Current Year Expenditures	Balance
<b>Western High School</b>						
Technology Infrastructure Upgrade Project Number: 283185001	297,000	255,229	255,229	-	-	-
Additional Computers to Close Gap Project Number: 283185002	668,000	667,869	667,869	-	-	-
Wireless Network Upgrade and CAT 6 Data Port Upgrade Project Number: 283185003	141,000	99,055	99,055	-	-	0
Music Instruments Project Number: 283185009	300,000	300,000	298,843	-	-	1,157
Track Resurfacing Project Number: P.002105	300,000	300,000	192,510	12,753	-	94,737
Weight Room Renovation Project Number: P.002153	121,000	121,000	119,200	-	-	1,800
School Choice Enhancement Project Number: P.002331	100,000	100,000	88,064	-	-	11,936
<b>Westglades Middle School</b>						
Technology Infrastructure Upgrade Project Number: 387185001	215,000	157,117	157,117	-	-	-
Additional Computers to Close Gap Project Number: 387185002	304,000	303,928	303,928	-	-	-
Wireless Network Upgrade and CAT 6 Data Port Upgrade Project Number: 387185003	25,000	18,297	18,296	-	-	1
Music Instruments Project Number: 387185009	100,000	100,000	99,992	-	-	8

\* Project expenditures include, but are not limited to, construction costs, design costs, permitting costs, advertising costs during the planning and procurement phase, equipment, work orders, and Program Management fees.

There may be some additional financial activity on these projects as the final payments are made and all of the purchase orders are closed-out. When the projects are closed-out remaining balances (savings) are reported to the School Board and returned to the Capital Reserve.

This is a budget and expenditure activity report, and is not a construction status report.  
The accompanying introduction and notes are an integral part of this budget activity report.



# SMART Program Budget Activity Report

## Completed and Meets Standard Projects Detail Schedule for Quarter Ended December 31, 2021



GOB Referendum Approved by Voters on 11/4/2014 - 85 Months Since Approval

School/ Project	Original Budget	Current Budget	Prior Years Expenditures	Commitments	Current Year Expenditures	Balance
<b>Westglades Middle School</b>						
School Choice Enhancement Project Number: P.002345	100,000	100,000	100,000	-	-	-
<b>Westpine Middle School</b>						
Technology Infrastructure Upgrade Project Number: 205285001	9,000	6,138	6,138	-	-	-
Additional Computers to Close Gap Project Number: 205285002	236,000	235,969	235,969	-	-	-
Wireless Network Upgrade and CAT 6 Data Port Upgrade Project Number: 205285003	136,000	109,275	109,275	-	-	-
Music Instruments Project Number: 205285009	100,000	100,000	99,991	-	-	9
School Choice Enhancement Project Number: P.002321	100,000	100,000	14,962	-	-	85,038
<b>Westwood Heights Elementary School</b>						
Additional Computers to Close Gap Project Number: 063185002	82,000	81,941	81,941	-	-	-
Wireless Network Upgrade and CAT 6 Data Port Upgrade Project Number: 063185003	52,000	42,111	42,111	-	-	-
Music Instruments Project Number: 063185009	50,000	50,000	49,402	-	-	598
School Choice Enhancement Project Number: P.001782	100,000	100,000	99,991	9	-	-

\* Project expenditures include, but are not limited to, construction costs, design costs, permitting costs, advertising costs during the planning and procurement phase, equipment, work orders, and Program Management fees.

There may be some additional financial activity on these projects as the final payments are made and all of the purchase orders are closed-out. When the projects are closed-out remaining balances (savings) are reported to the School Board and returned to the Capital Reserve.

This is a budget and expenditure activity report, and is not a construction status report.  
The accompanying introduction and notes are an integral part of this budget activity report.



# SMART Program Budget Activity Report

## Completed and Meets Standard Projects Detail Schedule for Quarter Ended December 31, 2021



GOB Referendum Approved by Voters on 11/4/2014 - 85 Months Since Approval

School/ Project	Original Budget	Current Budget	Prior Years Expenditures	Commitments	Current Year Expenditures	Balance
<b>Westwood Heights Elementary School</b>						
Building Envelope Improvements (Roof, Window, Ext Wall, etc.), HVAC Improvements, Media Center improvements Project Number: P.001993	1,720,000	4,237,269	3,829,206	50,580	40,560	316,923
<b>Whiddon-Rogers Education Center</b>						
Technology Infrastructure Upgrade Project Number: 045285001	18,000	17,692	17,692	-	-	-
Additional Computers to Close Gap Project Number: 045285002	50,000	49,983	49,983	-	-	-
Wireless Network Upgrade and CAT 6 Data Port Upgrade Project Number: 045285003	136,000	132,232	132,232	-	-	-
Music Instruments Project Number: 045285009	50,000	50,000	49,999	-	-	1
School Choice Enhancement Project Number: P.001702	100,000	100,000	99,998	-	-	2
<b>Whispering Pines Education Center</b>						
Wireless Network Upgrade and CAT 6 Data Port Upgrade Project Number: 175285003	33,000	31,706	31,706	-	-	-
Music Instruments Project Number: 175285009	50,000	-	-	-	-	-
<b>Wilton Manors Elementary School</b>						
Additional Computers to Close Gap Project Number: 019185002	129,000	128,622	128,622	-	-	-

\* Project expenditures include, but are not limited to, construction costs, design costs, permitting costs, advertising costs during the planning and procurement phase, equipment, work orders, and Program Management fees.

There may be some additional financial activity on these projects as the final payments are made and all of the purchase orders are closed-out. When the projects are closed-out remaining balances (savings) are reported to the School Board and returned to the Capital Reserve.

This is a budget and expenditure activity report, and is not a construction status report.  
The accompanying introduction and notes are an integral part of this budget activity report.



# SMART Program Budget Activity Report

## Completed and Meets Standard Projects Detail Schedule for Quarter Ended December 31, 2021



GOB Referendum Approved by Voters on 11/4/2014 - 85 Months Since Approval

School/ Project	Original Budget	Current Budget	Prior Years Expenditures	Commitments	Current Year Expenditures	Balance
<b>Wilton Manors Elementary School</b>						
Wireless Network Upgrade and CAT 6 Data Port Upgrade Project Number: 019185003	40,000	-	-	-	-	-
Music Instruments Project Number: 019185009	50,000	50,000	47,119	-	-	2,881
<b>Wingate Oaks Center</b>						
Technology Infrastructure Upgrade Project Number: 099185001	103,000	102,986	102,986	-	-	-
Additional Computers to Close Gap Project Number: 099185002	11,000	10,967	10,967	-	-	-
Wireless Network Upgrade and CAT 6 Data Port Upgrade Project Number: 099185003	61,000	48,854	48,854	-	-	-
Music Instruments Project Number: 099185009	50,000	-	-	-	-	-
<b>Winston Park Elementary School</b>						
Technology Infrastructure Upgrade Project Number: 309185001	73,000	73,000	73,000	-	-	-
Additional Computers to Close Gap Project Number: 309185002	360,000	359,978	359,978	-	-	-
Wireless Network Upgrade and CAT 6 Data Port Upgrade Project Number: 309185003	124,000	102,484	102,484	-	-	-
Music Instruments Project Number: 309185009	50,000	50,000	49,963	-	-	37

\* Project expenditures include, but are not limited to, construction costs, design costs, permitting costs, advertising costs during the planning and procurement phase, equipment, work orders, and Program Management fees.

There may be some additional financial activity on these projects as the final payments are made and all of the purchase orders are closed-out. When the projects are closed-out remaining balances (savings) are reported to the School Board and returned to the Capital Reserve.

This is a budget and expenditure activity report, and is not a construction status report.  
The accompanying introduction and notes are an integral part of this budget activity report.



# SMART Program Budget Activity Report

## Completed and Meets Standard Projects Detail Schedule for Quarter Ended December 31, 2021



GOB Referendum Approved by Voters on 11/4/2014 - 85 Months Since Approval

School/ Project	Original Budget	Current Budget	Prior Years Expenditures	Commitments	Current Year Expenditures	Balance
<b>Winston Park Elementary School</b>						
School Choice Enhancement Project Number: P.002208	100,000	100,000	99,028	-	-	972
<b>Young, Virginia Shuman Elementary</b>						
Technology Infrastructure Upgrade Project Number: 332185001	43,000	39,085	39,085	-	-	-
Additional Computers to Close Gap Project Number: 332185002	145,000	144,890	144,890	-	-	-
Wireless Network Upgrade and CAT 6 Data Port Upgrade Project Number: 332185003	84,000	50,932	50,932	-	-	-
Music Instruments Project Number: 332185009	50,000	50,000	49,562	-	-	438
School Choice Enhancement Project Number: P.002241	100,000	100,000	99,904	-	-	96
<b>Young, Walter C. Middle School</b>						
Technology Infrastructure Upgrade Project Number: 300185001	182,000	155,271	155,271	-	-	-
Additional Computers to Close Gap Project Number: 300185002	212,000	211,976	211,976	-	-	-
Wireless Network Upgrade and CAT 6 Data Port Upgrade Project Number: 300185003	90,000	72,161	72,161	-	-	-
Music Instruments Project Number: 300185009	100,000	100,000	99,993	-	-	7

\* Project expenditures include, but are not limited to, construction costs, design costs, permitting costs, advertising costs during the planning and procurement phase, equipment, work orders, and Program Management fees.

There may be some additional financial activity on these projects as the final payments are made and all of the purchase orders are closed-out. When the projects are closed-out remaining balances (savings) are reported to the School Board and returned to the Capital Reserve.

This is a budget and expenditure activity report, and is not a construction status report.  
The accompanying introduction and notes are an integral part of this budget activity report.



# SMART Program Budget Activity Report

## Completed and Meets Standard Projects Detail Schedule for Quarter Ended December 31, 2021



GOB Referendum Approved by Voters on 11/4/2014 - 85 Months Since Approval

School/ Project	Original Budget	Current Budget	Prior Years Expenditures	Commitments	Current Year Expenditures	Balance
Young, Walter C. Middle School						
School Choice Enhancement Project Number: P.001961	100,000	100,000	92,422	-	-144	7,722

\* Project expenditures include, but are not limited to, construction costs, design costs, permitting costs, advertising costs during the planning and procurement phase, equipment, work orders, and Program Management fees.

There may be some additional financial activity on these projects as the final payments are made and all of the purchase orders are closed-out. When the projects are closed-out remaining balances (savings) are reported to the School Board and returned to the Capital Reserve.

This is a budget and expenditure activity report, and is not a construction status report.  
The accompanying introduction and notes are an integral part of this budget activity report.



# SMART Program Budget Activity Report

## Completed and Meets Standard Projects Detail Schedule for Quarter Ended December 31, 2021



GOB Referendum Approved by Voters on 11/4/2014 - 85 Months Since Approval

	Original Budget	Current Budget	Prior Years Expenditures	Commitments	Current Year Expenditures	Balance
Projects Totals	\$247,071,425	\$293,885,975	\$264,110,401	\$4,869,033	\$6,165,710	\$18,740,831
(Less) DEFP	\$3,837,593	\$3,837,593	\$3,619,305	\$32,317	\$118,230	\$67,741
SMART	\$243,233,832	\$290,048,382	\$260,491,096	\$4,836,716	\$6,047,480	\$18,673,090

\* Project expenditures include, but are not limited to, construction costs, design costs, permitting costs, advertising costs during the planning and procurement phase, equipment, work orders, and Program Management fees.

There may be some additional financial activity on these projects as the final payments are made and all of the purchase orders are closed-out. When the projects are closed-out remaining balances (savings) are reported to the School Board and returned to the Capital Reserve.

This is a budget and expenditure activity report, and is not a construction status report.  
The accompanying introduction and notes are an integral part of this budget activity report.



# SMART Program Budget Activity Report



## Remaining Projects Summary Schedule for Quarter Ended December 31, 2021

GOB Referendum Approved by Voters on 11/4/2014 - 85 Months Since Approval

GOB	Original Budget	Current Budget
Renovation	\$ 300,000	\$ 300,000
<b>GOB Total</b>	<b>\$ 300,000</b>	<b>\$ 300,000</b>
Non-GOB	Original Budget	Current Budget
Renovation	\$ 400,000	\$ 30,172,120
<b>Non-GOB Total</b>	<b>\$ 400,000</b>	<b>\$ 30,172,120</b>
<b>Total</b>	<b>\$ 700,000</b>	<b>\$ 30,472,120</b>

# SMART Program Budget Activity Report



## Remaining Projects Detail Schedule for Quarter Ended December 31, 2021

GOB Referendum Approved by Voters on 11/4/2014 - 85 Months Since Approval

School	Project	Original Budget	Current Budget
Broward Estates Elementary School	School Choice Enhancement	100,000	100,000
Driftwood Elementary School	School Choice Enhancement	100,000	100,000
Gulfstream Academy of Hallandale Beach K-8(Hallandale Elementary School)	School Choice Enhancement	100,000	100,000
Hollywood Central Elementary School	School Choice Enhancement	100,000	100,000
Margate Elementary School	6 Classroom addition and PlayCourts.	-	672,120
Markham, C. Robert Elementary School	Replacement of building 1 and Chiller Yard.	-	29,100,000
Riverglades Elementary School	School Choice Enhancement	100,000	100,000
Sanders Park Elementary School	School Choice Enhancement	100,000	100,000
Stoneman Douglas High School	School Choice Enhancement	100,000	100,000

\* Project expenditures include, but are not limited to, construction costs, design costs, permitting costs, advertising costs during the planning and procurement phase, equipment, work orders, and Program Management fees.

This is a budget and expenditure activity report, and is not a construction status report.  
The accompanying introduction and notes are an integral part of this report.



# SMART Program Budget Activity Report



## Remaining Projects Detail Schedule for Quarter Ended December 31, 2021

GOB Referendum Approved by Voters on 11/4/2014 - 85 Months Since Approval

	Original Budget		Current Budget	
Total	\$	700,000	\$	30,472,120

\* Project expenditures include, but are not limited to, construction costs, design costs, permitting costs, advertising costs during the planning and procurement phase, equipment, work orders, and Program Management fees.

This is a budget and expenditure activity report, and is not a construction status report.  
The accompanying introduction and notes are an integral part of this report.





# Section 7

---

Economic Development &  
Diversity Compliance Department

## **Supplier Diversity Outreach Program**

**Dr. Jermaine Fleming**

Acting Chief Strategy & Operations Officer

## EXECUTIVE SUMMARY

The Economic Development & Diversity Compliance Department (EDDC) oversees the District's Supplier Diversity Outreach Program (SDOP) and operates through Standard Operating Procedures in accordance with The School Board of Broward County, Florida (SBBC), Policy 3330. Policy 3330 was adopted to remedy the ongoing effects of identified marketplace discrimination that continues to adversely affect the participation of Emerging/Small/Minority and/or Women Business Enterprises (E/S/M/WBE) in all solicitations and awards of contracts for the purchase of services, goods, or supplies.

The SDOP SMART Bond Program Report is comprised of the following sections that detail the commitment and utilization of the District's diverse suppliers:

### 1. E/S/M/WBE CERTIFICATION ACTIVITIES

- 1.1 E/S/M/WBE Certified Firms by Ethnicity and Gender
- 1.2 E/S/M/WBE Certification Industry Categories by Ethnicity and Gender

### 2. SDOP TARGETED MARKETING ACTIVITIES

- 2.1 SDOP Marketing Campaigns and Outcomes

### 3. CONTRACT COMPLIANCE ACTIVITIES

- 3.1 SDOP SMART Supplemental Activities
- 3.2 Contract Compliance Evaluation Activities
- 3.3 M/WBE SMART Projects

### 4. CONTRACT COMPLIANCE BID AWARD TRACKING ACTIVITIES

- 4.1 M/WBE SMART Projects Prime Participation and Sub Commitments
- 4.2 M/WBE Commitment by Ethnicity & Gender

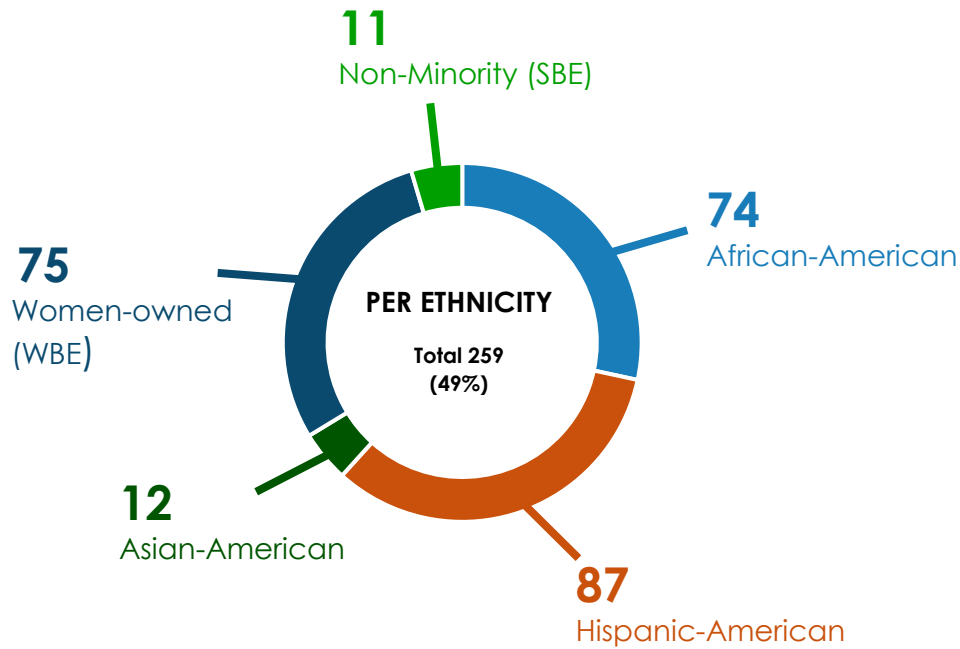
### 5. E/S/M/WBE CUMULATIVE SPEND BASED ON PURCHASE ORDERS

- 5.1 Value of Purchase Orders to S/M/WBE Firms per SMART Category
- 5.2 Value of Purchase Orders to S/M/WBE Firms by Ethnicity and Gender
- 5.3 Cumulative Spend for Purchase Orders Based on Prime Certification Status

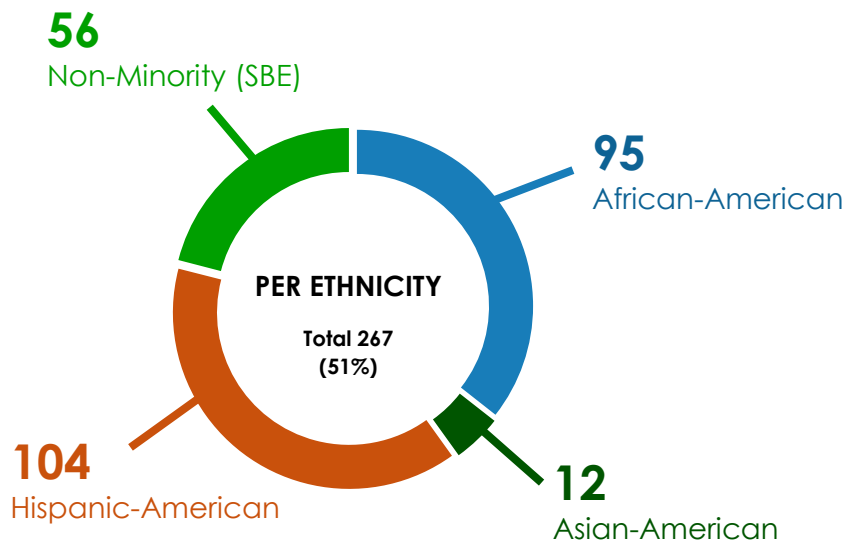
## 1.1 E/S/M/WBE CERTIFIED FIRMS BY ETHNICITY AND GENDER

**526  
CERTIFIED  
FIRMS**

### FEMALE-OWNED CERTIFIED FIRMS



### MALE-OWNED CERTIFIED FIRMS



## 1.2 E/S/M/WBE CERTIFICATION PROGRAM ACTIVITY BY ETHNICITY AND GENDER

### INDUSTRY CATEGORIES\*

Ethnicity & Gender	Construction	Commodities	Professional Services	Other Contractual Services
African-American (AA)	53	11	26	82
Asian-Pacific-American (APA)	4	4	8	8
Hispanic-American (HA)	70	13	44	66
Caucasian-American (WBE)	18	8	16	35
Non-minority (SBE)**	27	6	10	25
<b>TOTAL AMOUNT &amp; PERCENTAGE</b>	<b>172</b>	<b>42</b>	<b>104</b>	<b>216</b>
	<b>32%</b>	<b>8%</b>	<b>20%</b>	<b>40%</b>

\*Some firms are categorized under more than one industry category

\*\*Non-minority (SBE) is defined as firms certified as small business enterprises and do not include ethnicity as a certification factor

## 2.1 SDOP TARGETED MARKETING REPORT

Maximizing engagement, utilization, and awards to emerging, small, minority, and women-owned businesses in District procurement opportunities.



### TOTAL # OF MARKETING CAMPAIGNS

**27**

#### AVERAGE EMAIL OPEN RATE\*

**26.61%**

Average National Stats:\*\*  
15-25%

#### CLICK-THROUGH RATE

**6.30%**

Average National Stats:  
2.5%

#### CLICK-TO-OPEN RATE

**1.5%**

Average National Stats:  
20-30%

<b>MARKETING OUTCOMES</b>	Active Solicitation Notifications Campaign	<b>15</b>
	Targeted Email Marketing	<b>12</b>
	One-on-One Technical Assistance Provided	<b>28</b>
	Internal/External Community Meetings	<b>56</b>

\*EDDC is reviewing the expansion of marketing communication via text messaging.

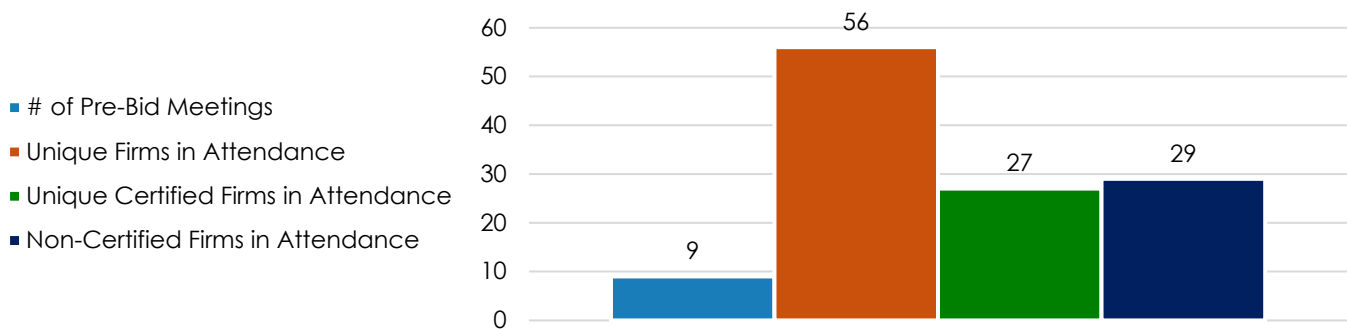
\*\*Source: [Campaign Monitor](#)



## 3.1 SDOP SMART SUPPLEMENTAL ACTIVITIES

### PRE-BID MEETING PARTICIPATION

Attendance at Pre-Bid Meetings is mandatory to be deemed eligible to bid on SMART bond program construction projects. Of the twenty-seven (27) unique M/WBE certified firms attending SMART Pre-Bid Meetings, the African-American and Women-owned firms yielded ten (10) and six (6) attendees, respectively, or a total of fifty-nine percent (59%) attendance.



### ROOFING COMMITTEE ACTIVITIES

In this reporting period, the AECOM Roofing Committee implemented a carve out program to identify projects that need to be prioritized from a comprehensive project scope. During the reporting period, there were eight (8) pre-bid meetings for roof carve out projects, utilizing the Construction Services Minor Projects (CSMP) contract. The projects require a minimum of fifteen percent (15%) M/WBE subcontractor participation.

The carve out program also incorporates the Roofing Mentor-Protégé program currently under review. The program pairs firms with previous BCPS roofing success with S/M/WBE-certified roofers and general contractors to build capacity and develop a more robust contractor pool that could successfully bid and complete District roofing projects.

Additionally, the AECOM M/WBE Inclusion Team is in the process of contacting M/WBE-certified roofers to inform them of the opportunity to participate.

## 3.2 M/WBE CONTRACT COMPLIANCE

### EVALUATION ACTIVITIES

#### OVERVIEW

Total RFP/RFQ/ITB Solicitations Evaluated	36
Total # of M/WBE Prime Submittals Evaluated	65
Total # of Approved Contracts	8

#### M/WBE ENGAGEMENT LEVELS BREAKDOWN

##### REQUEST FOR PROPOSALS (RFP)

<b>TOTAL RFPs EVALUATED</b>	<b>65</b>
M/WBE PRIME PROPOSERS	21
M/WBE SUB-CONSULTANTS/SUB-CONTRACTORS	6

##### REQUEST FOR QUOTATIONS (RFQ)

<b>TOTAL RFQs EVALUATED</b>	<b>24</b>
NUMBER OF M/WBE PRIME PRIMES	16
NUMBER OF M/WBE SUB-CONSULTANTS/SUB-CONTRACTORS	85

##### INVITATIONS TO BID (ITB)

<b>TOTAL ITB PROJECTS EVALUATED</b>	<b>58</b>
M/WBE PRIME BIDDERS	28
M/WBE SUB-CONSULTANTS/SUB-CONTRACTORS	50

Note: The total number of M/WBE firms does not reflect unique companies.

## 3.2 M/WBE SMART PROJECTS

### CONTRACT DIVERSITY COMMITMENT

BOARD DATE SOLICITATION #	10/21/2021 FY22-133	10/21/2021 FY22-136		11/9/2021 FY22-135	
PROJECT #	P.002136	P.002088		P.000816	
PROJECT TYPE	Construction	Construction		Construction	
SCHOOL / FACILITY	Plantation Park ES	Coconut Palm ES		Crystal Lake MS	
PRIME	West Construction, Inc.	Campus Construction Group, Inc.		Integ Miami, LLC	
S/M/WBE	No	No		Yes	
SUB	C.G.R. Construction Co., Inc.	Gamax Consulting, Inc. dba Gamax Construction	Ever-Ready Electric, Inc.	Integ Miami, LLC	Arbor Electric Service, Inc. DBA Mr. Wireman
ETHNICITY / GENDER	WBE	M/WBE-HA	WBE	M/WBE-HA	
CONTRACT VALUE	\$2,461,949	\$2,166,000		\$1,874,282	
M/WBE COMMITMENT (%)	10%	14%	7%	64%	36%
M/WBE COMMITMENT (\$)	\$257,370	\$302,000	\$149,000	\$1,198,183	\$676,099

## 3.2 M/WBE SMART PROJECTS

### CONTRACT DIVERSITY COMMITMENT

BOARD DATE SOLICITATION #	11/9/2021 FY22-134	11/9/2021 FY22-140			12/14/2021 FY22-184
PROJECT #	P.002149	P.001970			P.001917
PROJECT TYPE	Construction	Construction			Construction
SCHOOL / FACILITY	Nova Blanche Forman ES	Oriole ES			Wilton Manors ES
PRIME	Grace & Naeem Uddin, Inc.	West Construction, Inc.			Grace & Naeem Uddin, Inc.
S/M/WBE	Yes	No			Yes
SUB	Grace & Naeem Uddin, Inc.	Summa Mechanical Contractors, LLC	South Atlantic Electric, Inc.	Florida Latin Plumbing Corp.	Grace & Naeem Uddin, Inc.
ETHNICITY / GENDER	M/WBE-HA	MBE-HA	WBE	MBE-HA	M/WBE-HA
CONTRACT VALUE	\$2,795,290	\$5,600,931			\$4,277,300
M/WBE COMMITMENT (%)	93%	11%	14%	7%	92%
M/WBE COMMITMENT (\$)	\$2,595,290	\$601,000	\$760,000	\$377,875	\$3,927,300

## 3.2 M/WBE SMART PROJECTS

### CONTRACT DIVERSITY COMMITMENT

BOARD DATE/ BID ID #	12/14/2021	12/14/2021		
	FY22-185	FY21-024 REBID		
PROJECT #	P.002115	P.001844		
PROJECT TYPE	Construction	Construction		
SCHOOL / FACILITY	Hallandale Magnet ES	Park Ridge ES		
PRIME	West Construction, Inc.	LEGO Construction Co.		
S/M/WBE	No	Yes		
SUB	H&E Electrical Contractors, Inc.	LEGO Construction Co.	C.G.R. Construction Co., Inc.	RCR Plumbing Services, Inc.
ETHNICITY / GENDER	MBE-HA	MBE-HA	WBE	M/WBE-HA
CONTRACT VALUE	\$5,999,729	\$3,561,140		
M/WBE COMMITMENT (%)	29%	15%	9%	5%
M/WBE COMMITMENT (\$)	\$1,730,000	\$534,171	\$324,250	\$175,000
		<b>Cumulative Total</b>		<b>\$28,736,621</b>
		<b>M/WBE Commitment</b>		<b>\$13,929,138      48%</b>

**4.1**
**M/WBE SMART PROJECTS**
**PRIME PARTICIPATION & SUB COMMITMENTS**

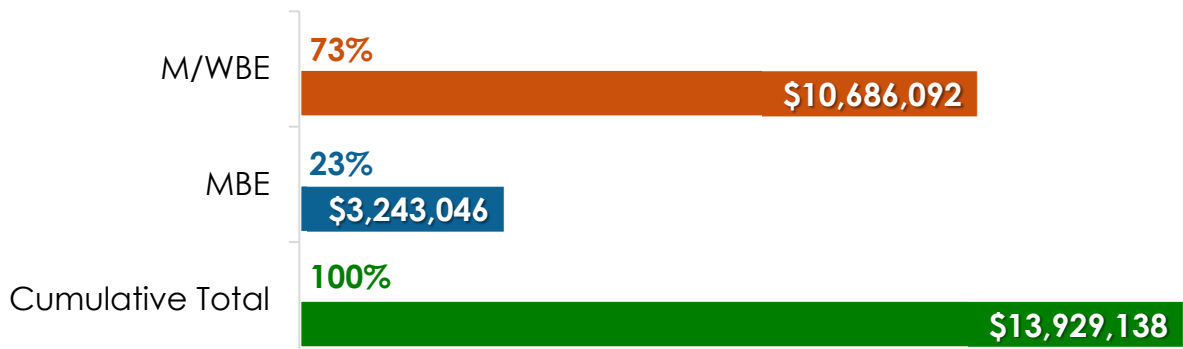
Ethnicity & Gender	# of Prime Submittals	# of Primes Awarded	# of Subs Proposed	# of Subs Based on Award
African American MBE	6	1	19	0
African American M/WBE	7	0	9	2
Hispanic American MBE	21	2	30	5
Hispanic American M/WBE	18	3	14	3
Asian American MBE	2	0	0	0
Asian American M/WBE	1	0	2	0
Women Business Enterprise WBE	11	0	23	6
Small Business Enterprise SBE	2	0	0	0
<b>Total</b>	<b>68</b>	<b>6</b>	<b>97</b>	<b>16</b>

**4.2**

# M/WBE SMART PROJECTS






## COMMITMENT BY ETHNICITY AND GENDER

















FY'22 Q2		
ETHNICITY	COMMITMENT AMOUNT	COMMITMENT PERCENTAGE
<b>AFRICAN-AMERICAN MBE</b>	\$0	0%
<b>AFRICAN-AMERICAN M/WBE</b>	\$676,099	5%
<b>ASIAN-AMERICAN MBE</b>	\$0	0%
<b>ASIAN-AMERICAN M/WBE</b>	\$0	0%
<b>HISPANIC-AMERICAN MBE</b>	\$3,243,046	23%
<b>HISPANIC-AMERICAN M/WBE</b>	\$8,197,773	59%
<b>WOMEN BUSINESS ENTERPRISE WBE</b>	\$1,812,220	13%
<b>M/WBE SUBTOTAL</b>	<b>\$13,929,138</b>	<b>48%</b>
<b>NON-CERTIFIED SUBTOTAL</b>	<b>\$14,807,483</b>	<b>52%</b>
<b>TOTAL</b>	<b>\$28,736,621</b>	<b>100%</b>



**5.1**

# VALUE OF PURCHASE ORDERS TO S/M/WBE FIRMS PER SMART CATEGORY

				
<b>S</b>	<b>M</b>	<b>A</b>	<b>R</b>	<b>T</b>
SAFETY	MUSIC + ART	ATHLETICS	RENOVATION	TECHNOLOGY
\$9,668,594	\$ 0	\$12,699	\$317,365,622	\$ 0

			<b>RENOVATION ONLY</b> <b>\$ 58,925,728</b>
			<b>RENOVATION &amp; ATHLETICS</b> <b>\$ 3,026,720</b>
			<b>RENOVATION &amp; SAFETY</b> <b>\$187,625,145</b>
			<b>RENOVATION &amp; MUSIC + ART</b> <b>\$ 13,257,477</b>
			<b>RENOVATION, SAFETY, MUSIC+ART</b> <b>\$ 42,597,980</b>
			<b>RENOVATION, SAFETY, ATHLETICS</b> <b>\$ 8,518,568</b>
			<b>RENOVATION, ATHLETICS, MUSIC+ART</b> <b>\$ 3,414,004</b>

**TOTAL CUMULATIVE SPEND : \$327,046,915**

## 5.2 VALUE OF PURCHASE ORDERS TO S/M/WBE FIRMS

### TOTAL SPEND BY ETHNICITY AND GENDER

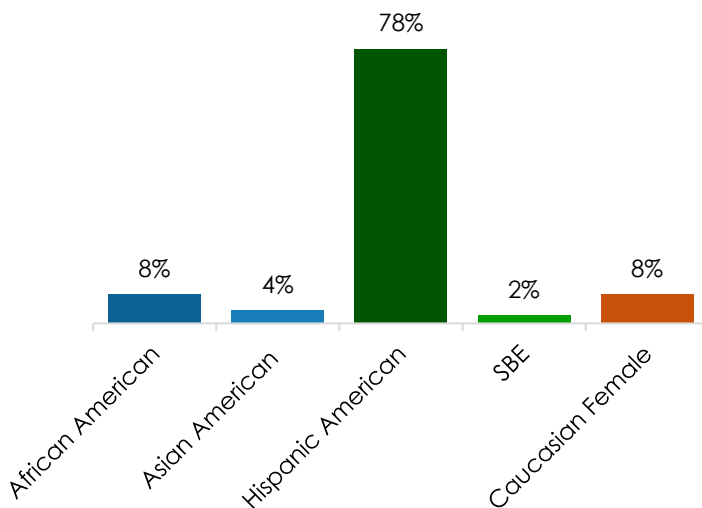
#### SPEND ANALYSIS

Ethnicity & Gender	Disparity Study <sup>1</sup>	Smart Construction Prime Percent of Dollars (FY'15 - Present)
African-American	7.54%	6.06%
Hispanic-American	59.89%	57.36%
Asian-American	2.40%	.27%
Women Business Enterprise <sup>3</sup>	30.17%	34.53%
Small Business Enterprise	0.00%	1.77%

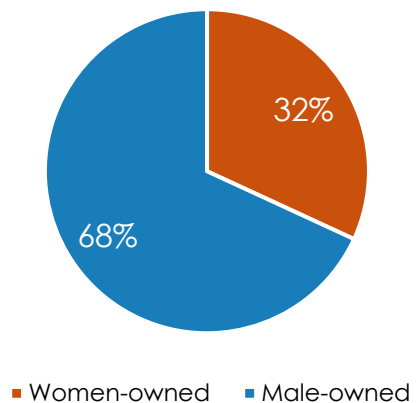
#### Notes:

- 1) Source: Mason Tillman Associates, LTD. Oct 2015. covers five (5) years: July 2008-June 2013, percentages are based on total awards to M/WBE firms. Small Business Enterprises were not included in the Disparity Study.
- 2) Chart was revised to reflect total women as opposed to Caucasian females only. Information previously reported is detailed below.

**TOTAL CERTIFIED SPEND**  
per Ethnicity & Gender



**TOTAL CERTIFIED SPEND**  
by Gender



## 5.3 CUMULATIVE SPEND FOR PURCHASE ORDERS BASED ON PRIME CERTIFICATION STATUS

Ethnicity/Gender	Disparity Study Construction Industry		FY'15 Q2 - FY'22 Q2	% <sup>1</sup>
	Prime \$	Prime %		
African-American	\$6,462,648	2.6%	\$ 26,638,318	3%
Hispanic-American	\$51,316,165	20.7%	\$253,736,511	24%
Asian-American	\$2,056,259	.8%	\$ 11,935,160	1%
Women Business Enterprise	\$25,852,138	10.4%	\$ 27,068,769	3%
Small Business Enterprise	N/A	N/A	\$ 7,668,157	1%
<b>S/M/WBE Certified Firms Subtotal</b>	<b>\$85,687,210</b>	<b>34.5%</b>	<b>\$327,046,915</b>	<b>32%</b>
<b>Non-Certified Firms Subtotal</b>	<b>\$162,489,493</b>	<b>65.5%</b>	<b>\$710,539,141</b>	<b>68%</b>
<b>Grand Total</b>	<b>\$248,176,703</b>	<b>100%</b>	<b>\$1,037,586,057</b>	<b>100%</b>

Note:

1) The percentages are based on the total cumulative spend with S/M/WBE Certified and Non-Certified firms for the SMART Bond Program.

**Stay connected  
EDDC on SOCIAL MEDIA**

**@BCPSEDDC**

**Linked in**



**twitter**

**Follow us!**



# Section 8

---

## Communications

Yvonne Garth,  
Garth Solutions | AECOM Team

## SMART COMMUNICATIONS

The following section summarizes quarterly communication materials produced to keep the Broward Schools community informed about progress made in the SMART Program.



### COMMUNICATIONS THIS QUARTER:



'WHAT SMART MEANS TO ME' CAMPAIGN



WEBSITE ENHANCEMENTS & UPDATES



COMMUNITY MEETINGS



SOCIAL MEDIA MANAGEMENT



MILESTONE CELEBRATIONS



PHOTO & VIDEO DOCUMENTATION



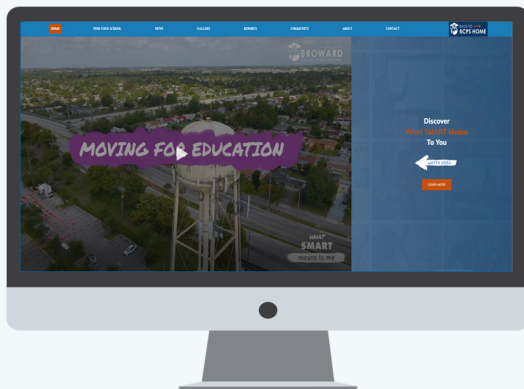
**VISIT [BCPSSMARTFUTURES.COM](https://bcpssmartfutures.com)**

Scan the QR code or [click here](#) to view the updated District SMART Spaces.



## 'WHAT SMART MEANS TO ME' CAMPAIGN: MOVING FOR EDUCATION


The latest theme in the 'What SMART Means to Me' campaign, *Moving for Education*, launched in October 2021. Through conversations with two local realtors, the SMART Team explored how updated public schools impact the real estate market and influence home-buying decisions across Broward County.



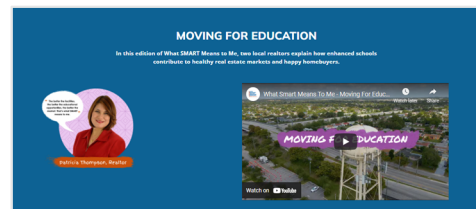
INTRODUCTORY VIDEO



SOCIAL MEDIA CONTENT



PROMOTIONAL BANNER



BLOG POST


## DISTRIBUTION CHANNELS

- SMART Program & BCPS Websites
- SMART Program Social Media Platforms
- BCPS Social Media Platforms
- Email Notifications
- BECON TV
- Parentlink



## 'WHAT SMART MEANS TO ME' CAMPAIGN ANALYTICS

The following analytics were collected from all SMART Program social media platforms and the SMART Program website. They reflect the online performance of the *Moving for Education* theme from its launch date, October 20 to the end of the quarter, December 31.



**1,515**

**VIEWS ACROSS  
ALL PLATFORMS**

The *Moving for Education* introductory video has received 1,515 total views across all platforms, including social media and the SMART Program website.

**541**

**VIEWS ON  
SMART WEBSITE**

The *Moving for Education* introductory video has been viewed 541 times on the SMART Program website.

**3,324**

**NEW SMART  
WEBSITE USERS**

3,324 new users visited the SMART program website after the launch of the *Moving for Education* theme.

**974**

**VIEWS ON  
SOCIAL MEDIA**

Our audience has viewed the *Moving for Education* introductory video 974 times across all social media platforms.

## COMMUNITY ENGAGEMENT




SMART Program outreach events vary in purpose and format but are unified in their aim to enhance community engagement, with program initiatives ranging from project updates to contractor procurement.

**The Communications team continues to utilize virtual meetings and presentations to keep the community informed.**

### 3

## OUTREACH EVENTS OCTOBER 1, 2021 – DECEMBER 31, 2021



### JAMES S. RICKARDS MIDDLE SCHOOL COMMUNITY MEETING

A meeting was held at James S. Rickards Middle School on November 1, 2021, to present building replacement options.



### CITY OF OAKLAND PARK QUARTERLY UPDATE

A quarterly update was provided to the City of Oakland Park Commission regarding the status of SMART projects at Oakland Park schools.



### NORTH LAUDERDALE PK-8 PROJECT UPDATE MEETING

A meeting was held on December 1, 2021, to provide the North Lauderdale PK-8 community with an update on the school's scope of work and the status of its projects.

## COMMUNITY ENGAGEMENT

2

**MILESTONE EVENTS** OCTOBER 1, 2021 – DECEMBER 31, 2021



### CYPRESS BAY HIGH SCHOOL RIBBON-CUTTING CEREMONY

The SMART Team attended a ribbon-cutting event at Cypress Bay High School's to celebrate the completion of its new 62-classroom building.

[CHECK OUT FOOTAGE  
FROM THE EVENT](#)




SCAN HERE



### COOPER CITY ELEMENTARY SCHOOL MEDIA CENTER RIBBON CUTTING

Cooper City Elementary School unveiled its newly renovated Media Center, and the SMART Team was on hand to capture photo and video documentation.

[CHECK OUT FOOTAGE  
FROM THE EVENT](#)



SCAN HERE





## SMART SPACE ENHANCEMENTS

The Countywide and District SMART Spaces on the SMART Program Website were enhanced to streamline information and better keep the community updated. Information previously presented in the SMART-at-a-Glance newsletter, such as Countywide highlights, featured schools, School Choice Enhancement Program (SCEP) status, and overall SMART Program updates, are now included in each SMART Space.

A toolkit of communication materials was developed to support the enhanced SMART Spaces and help easily direct constituents to the SMART Space hub. Materials included an email banner, shareable social media content and printed information card.

## COMMUNICATION MATERIALS



### EMAIL BANNER




### SOCIAL MEDIA CONTENT



### PRINTED INFORMATION CARD

## SMART SPACE FEATURES



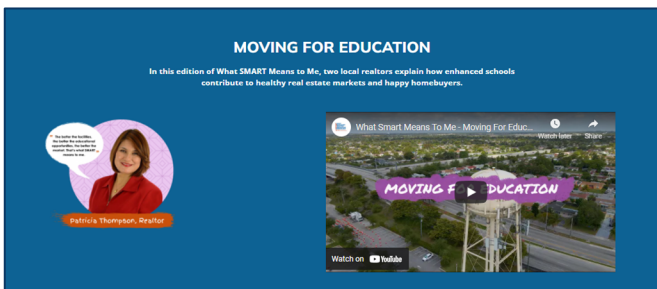


## WEBSITE ENHANCEMENTS & UPDATES


The SMART Communications team continues to update the SMART Futures website with relevant content and new features in an effort to improve the user experience and access to information.

Updates made to the website this quarter include:

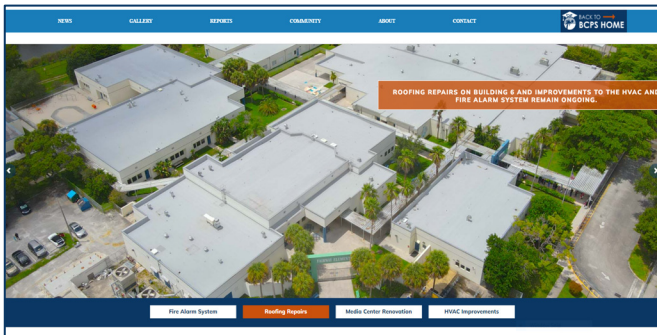
### 'WHAT SMART MEANS TO ME' CAMPAIGN HUB



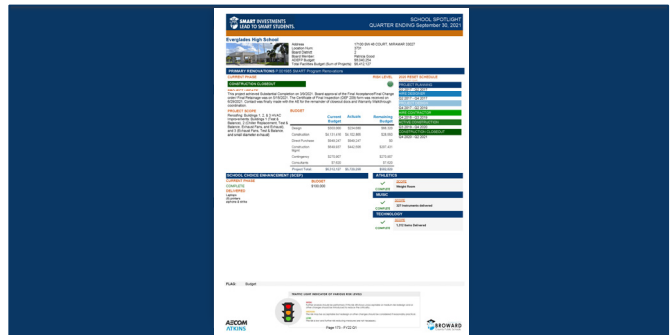
### SMART SPACE ENHANCEMENTS



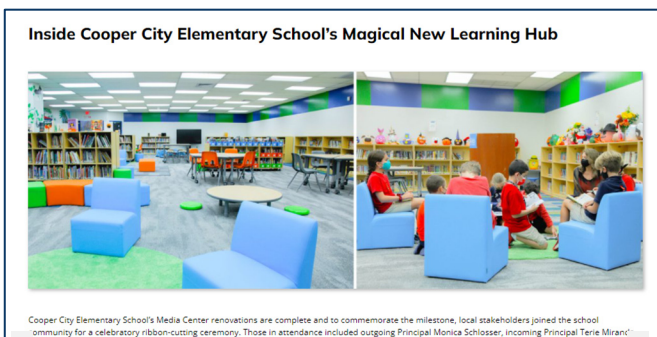
### UPDATED STATUS FOR 232 SCHOOL PAGES




### UPDATED SCHOOL SPOTLIGHTS ON EACH PAGE



### NEW BLOG POSTS ON THE NEWS PAGE



### UPDATED GALLERY WITH SITE VISIT PHOTOS



## SOCIAL MEDIA ANALYTICS

The Communications team has continued to publish content regularly on all SMART Futures social media platforms. Analytics on the following pages have been used to track target audience growth and measures the types of content the various groups respond best to.



### AUDIENCE METRICS



@BCPS\_SMART

**934**  
FOLLOWERS



@BCPSSMART

**388**  
FOLLOWERS




@BCPS\_SMART

**896**  
FOLLOWERS


## SOCIAL MEDIA ANALYTICS



### TOP POSTS


**BCPS\_SMART**  
 Mon 10/11/2021 1:47 p...

It's ribbon-cutting day! 🎉🎊



**BCPS\_SMART**  
 Thu 10/21/2021 6:11 pm...
 


**CYPRESS BAY HIGH SCHOOL**  
NEW BUILDING RIBBON-CUTTING




**BCPS\_SMART**  
 Fri 11/12/2021 2:31 pm ...
 



 2 items


### CONTENT BREAKDOWN

Publishing Behavior by Content Type	Totals	% Change
<b>Total Published Posts</b>	<b>69</b>	↘ 6.8%
Published Videos	<b>10</b>	→ 0%
Published Photos	<b>47</b>	↘ 7.8%


## SOCIAL MEDIA ANALYTICS

### FACEBOOK | SMART Futures BCPS

#### TOP POSTS


**SMART Futures...**  
 Wed 10/20/2021 2:13 p...

Hear from two local realtors about how the SMART Program influences real est...



**SMART Futures...**  
 Wed 12/22/2021 9:54 a...
 

**SMART Futures...**  
 Wed 10/20/2021 2:15 p...
 


#### CONTENT BREAKDOWN

Publishing Behavior by Content Type	Totals	% Change
<b>Total Published Posts</b>	<b>95</b>	<b>↑ 53.2%</b>
Published Videos	18	↑ 80%
Published Photos	77	↑ 57.1%


## SOCIAL MEDIA ANALYTICS

### INSTAGRAM | @BCPS\_SMART

#### TOP POSTS


**bcps\_smart**  
 Tue 11/16/2021 10:06 a...

Starting off the week with roofing repairs, fire safety upgrades, and HVAC



**bcps\_smart**  
 Mon 12/20/2021 11:23 a...
 

**bcps\_smart**  
 Fri 11/12/2021 6:44 am ...
 

#### CONTENT BREAKDOWN

##### Publishing Behavior by Content Type

	Totals	% Change
<b>Total Published Posts &amp; Stories</b>	<b>93</b> ↑	<b>57.6%</b>
Published Carousels	25	↘ 7.4%
Published Videos	35	↑ 133.3%
Published Photos	33	↑ 94.1%

## BOARD APPROVAL ANNOUNCEMENTS

As a SMART Facilities Project progresses through Planning and Completion, principals are made aware of any new Board Approval Milestones along with relevant information regarding expectations and procedures.

9

### BOARD APPROVAL ANNOUNCEMENTS THIS QUARTER



School Board approves key processes of individual SMART projects, usually in the transition from one phase to the next.



School principals are notified by the Executive Director of the SMART Program, including congratulations and important information.



Approval Announcements help schools understand the status of SMART projects.

3

NEW SCHOOLS

APPROVED FOR CONSTRUCTION

CONGRATULATIONS TO:

 Crystal Lake Middle School

 Nova Blanche Forman Elementary School

 Oriole Elementary School


4

NEW SCHOOLS

APPROVED FOR CONSTRUCTION

CONGRATULATIONS TO:

 Coral Glades School

 Hallandale High School

 Park Ridge Elementary School

 Wilton Manors Elementary School

# PROCUREMENT WAREHOUSING SERVICES COMMUNICATIONS

In collaboration with the Procurement Warehousing Services (PWS), the SMART Communications team developed collateral materials to support increased local vendor participation in the construction projects up for bid, such as contractor, architect and specialty trade opportunities.

The team published social media content and distributed flyers to potential vendors to support direct outreach, including SMWBE firms by the District's Economic Development & Diversity Compliance (EDDC).

## SOCIAL MEDIA CONTENT



**COMMITTED TO HIRE DIVERSE SMALL LOCAL FIRM OWNED**

**BID OPPORTUNITY**

► Lloyd Estates Elementary School

Scope of work:

- Re-roofing of several buildings
- Media Center renovation
- Fire alarm system replacement
- HVAC mechanical renovation
- Building envelope improvements

MUST PARTICIPATE IN PRE-BID CONFERENCE & SITE VISIT AT DATE AND TIME BELOW TO BID ON THE OPPORTUNITY

**WEDNESDAY 01 DECEMBER 2021**  
10:00 AM

LOCATION: Lloyd Estates Elementary School  
755 NW 41 Street  
Oakland Park, FL 33309

**ACTUAL BID DATE** → **01 | 13 | 2022**  
2:00 PM

BIDDERS MUST BE PREQUALIFIED AS STATE GENERAL OR STATE BUILDING CONTRACTORS



**COMMITTED TO HIRE DIVERSE SMALL LOCAL FIRM OWNED**

**BIDS CLOSING SOON**

TERM CONDITIONS:  
Three years with two one-year renewals

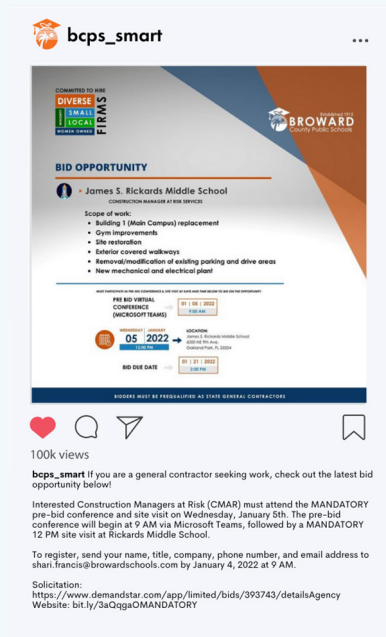
**RFQ FY22-173**  
Construction Manager at Risk Services - \$0 to \$1M

**RFQ FY22-174**  
Construction Manager at Risk Services - \$1M to \$2M

**RFQ FY22-175**  
Construction Manager at Risk Services - \$2M to \$4M

BIDDERS MUST BE PREQUALIFIED AS STATE GENERAL OR STATE BUILDING CONTRACTORS

## SOCIAL MEDIA POSTS



**bcps\_smart**

**COMMITTED TO HIRE DIVERSE SMALL LOCAL FIRM OWNED**

**BID OPPORTUNITY**

► James S. Rickards Middle School

CONSTRUCTION MANAGER AT RISK SERVICES

Scope of work:

- Building 1 (Main Campus) replacement
- Gym improvements
- Site restoration
- Exterior covered walkways
- Removal/modification of existing parking and drive areas
- New mechanical and electrical plant

MUST PARTICIPATE IN PRE-BID CONFERENCE & SITE VISIT AT DATE AND TIME BELOW TO BID ON THE OPPORTUNITY

**PRE-BID VIRTUAL CONFERENCE (MICROSOFT TEAMS)** → **01 | 06 | 2022**  
10:00 AM

**LOCATION:** James S. Rickards Middle School  
2000 NW 11th Ave  
Fort Lauderdale, FL 33309

**BID DUE DATE** → **01 | 21 | 2022**  
2:00 PM

BIDDERS MUST BE PREQUALIFIED AS STATE GENERAL CONTRACTORS

100k views

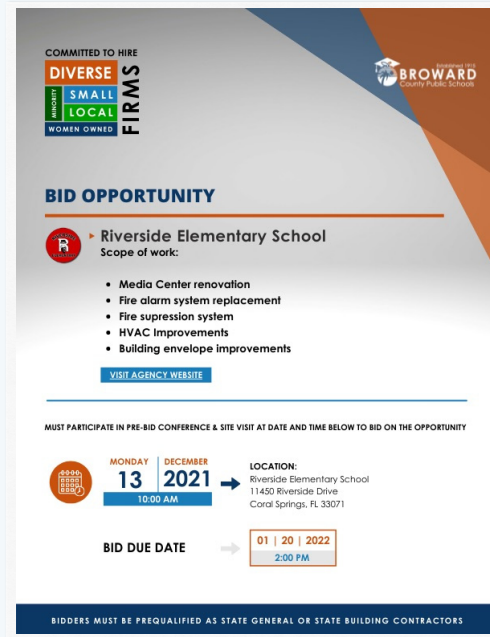
bcps\_smart If you are a general contractor seeking work, check out the latest bid opportunity below!

Interested Construction Managers at Risk (CMAR) must attend the MANDATORY pre-bid conference and site visit on Wednesday, January 5th. The pre-bid conference will begin at 9 AM via Microsoft Teams, followed by a MANDATORY 12 PM site visit at Rickards Middle School.

To register, send your name, title, company, phone number, and email address to shari.francis@browardschools.com by January 4, 2022 at 9 AM.

Solicitation:  
<https://www.demandstar.com/app/limited/bids/393743/detailsAgency>  
Website: [bit.ly/3aQqgaOMANDATORY](http://bit.ly/3aQqgaOMANDATORY)

## FLYERS



**COMMITTED TO HIRE DIVERSE SMALL LOCAL FIRM OWNED**

**BID OPPORTUNITY**

► Riverside Elementary School

Scope of work:

- Media Center renovation
- Fire alarm system replacement
- Fire suppression system
- HVAC Improvements
- Building envelope improvements

[VISIT AGENCY WEBSITE](#)

MUST PARTICIPATE IN PRE-BID CONFERENCE & SITE VISIT AT DATE AND TIME BELOW TO BID ON THE OPPORTUNITY

**MONDAY 13 DECEMBER 2021**  
10:00 AM

LOCATION: Riverside Elementary School  
11450 Riverside Drive  
Coral Springs, FL 33071

**BID DUE DATE** → **01 | 20 | 2022**  
2:00 PM

BIDDERS MUST BE PREQUALIFIED AS STATE GENERAL OR STATE BUILDING CONTRACTORS


## LOOK AHEAD

Each quarter, the Communications team seeks new means and methods to keep the various stakeholders and school communities informed and engaged with the SMART Program. The following activities will be undertaken in the forthcoming quarter.



### 'WSMTM' CAMPAIGN: THE MUSIC PLAYS ON

*The Music Plays On*, the next 'What SMART Means to Me' theme, will launch in the upcoming quarter. This theme will highlight the SMART Program's contributions to the music programs across Broward County Public Schools through discussions with the students and teachers who benefit most.



### PROJECT UPDATE MEETINGS (PUMs)

The SMART Team will continue to schedule Project Update Meetings in the next quarter to inform school communities of their school's scope of work, set project expectations, and answer any questions they may have.



### DISTRICT 7 TOWNHALL MEETINGS

District 7 Board Member Nora Rupert will be hosting four town hall meetings next quarter, where she will provide a SMART Program update on schools in Margate, Pompano Beach, Deerfield Beach and Coconut Creek.

