



Established 1915
BROWARD
County Public Schools



BOND OVERSIGHT COMMITTEE QUARTERLY REPORT

FOR THE QUARTER ENDED MARCH 31, 2021

Meeting June 14, 2021

**SAFETY
MUSIC & ART
ATHLETICS
RENOVATION
TECHNOLOGY**

FY21 Q3

COMMITTEE MEMBERS

Adam Rabinowitz, Esq.
Committee Chair

Ann Siegel, Esq.
Committee Vice-Chair

Jose R. Cortes
Committee Member

Tommy Demopoulous, CFI, CFPS, CFEI, FO, FM
Committee Member

John Herbert, CPA, CGFO, CGMA
Committee Member

Stephen Hillberg
Committee Member

Brian C. Johnson, MBA
Committee Member

Latha Krishnaiyer
Committee Member

PREFACE

Broward County Public Schools (the District) is pleased to present the latest **Bond Oversight Committee Report for the quarter ending March 31, 2020**. We invite you to explore the pages that follow for an overview and accompanying details of the progress being made on the **SMART Program** (**S**afety, **M**usic & **A**rt, **A**thletics, **R**enovation and **T**echnology).

This report is the latest quarterly document prepared for the Bond Oversight Committee (BOC), which was established shortly after the start of the SMART Program to provide independent, external oversight to the Broward County Public School's improvements in the SMART Program.

The BOC report is prepared on a quarterly basis to provide a progress report of the \$800 million bond and how the funds are working towards making much needed improvements to 232 district schools. **The goal of the report is to promote transparency and accountability** as this monumental initiative delivers on the District's commitment to improve the learning environment in schools districtwide.

The following pages offer an **Introduction section** with a high-level overview of the progress made this past quarter. The Introduction is then followed by a **detailed report of each of the key components of the SMART Program**, a **fiscal report from the Capital Budget** department, and a **glossary** of SMART acronyms and terminology is also included to help readers better understand the information provided.

The quarterly report features the School Spotlights which provide a progress report on construction at each of the 232 schools in the SMART Program. These school spotlights and other current Program information are featured on the new SMART website at:

<https://bcpssmartfutures.com/>

You can also access earlier quarterly reports by visiting the BOC website at:

<http://www.broward.k12.fl.us/boc/>

Thank you for your interest in the Broward County Public Schools SMART Program!

SAFETY
MUSIC & ART
ATHLETICS
RENOVATION
TECHNOLOGY



#BCPSSMARTFutures



Bond Oversight Committee Meeting
June 14, 2021
5:30 p.m.

TABLE OF CONTENTS

Preface	Page i
The SMART Glossary	Page 1
Introduction	Page 7
Section 1 – Technology SBBC Schools Phillip H. Dunn II, Chief Information Officer	Page 19
Section 2 – Technology Charter Schools Phillip H. Dunn II, Chief Information Officer	Page 21
Section 3 – Music & Art Equipment Daniel Gohl, Chief Academic Officer	Page 23
Section 4 – Athletics Valerie S. Wanza, Ph.D. Chief School Performance & Accountability Officer	Page 61
Section 5 – Facilities Frank Girardi, Executive Director Capital Programs Kathleen Langan, AECOM Ashley Carpenter, Atkins	Page 69
Section 6 – Budget Activity Judith Marte, Chief Financial Officer	Page 383
Section 7 – Supplier Diversity Outreach Program Dr. Jermaine Fleming, Acting Chief Strategy & Operations Officer	Page 589
Section 8 – Communications Yvonne Garth, Garth Solutions / AECOM	Page 611





The SMART Glossary

THE SMART GLOSSARY

Adopted District Educational Facilities Plan (ADEFP) – The District's five-year funding plan for capital improvements, adopted by the School Board each year.

ATP – Authorization to Proceed with design services.

BCPS – Broward County Public Schools.

BOC – The Bond Oversight Committee is an independent panel that oversees the SMART Initiative through the review of project expenditures and quarterly reports, and by facilitating public input through regularly scheduled hearings.

Basic Equipment List – A document showing the minimum type and quantity of musical equipment that schools should possess to offer core music courses.

Building Envelope – SMART projects pertaining to work on a building's exterior, roofs, walls and windows.

Building Replacement – Requires additional analysis by the Design Professional to determine if a building is in a condition that would warrant replacement or if the building is sufficiently structurally sound that would make improvements appropriate.

CMAR – Construction Manager at Risk is a contractor that provides pre-construction services, cost estimates, construction management and other related services. Hiring the contractors at this early stage in the design process is a valuable step to ensure a seamless and faster transition from designing to implementing improvements.

CSMP – Construction Services Minor Projects are open-end agreements to expedite single construction projects that are valued at \$2 million or less with some CSMP services allowed up to \$4 million. The CSMP limits are set by School Board Approval of the CSMP contracts.

Capital Outlay Tax Rate – Money raised from local taxpayers to spend on either the purchase of a fixed asset or to extend its useful life.

Capital Projects – Construction, renovations or replacement to improve or maintain an existing asset of the School District.

Commitment – A project obligation, such as a purchase order or requisition.

Current Budget – Current approved budget including any School Board approved changes that impacted the Original Budget.

DHCP – Dynamic Host Configuration Protocol is a way to assign dynamic IP addresses to devices in a network.

THE SMART GLOSSARY continued

DNS – Domain Name Systems is the way Internet domain names and addresses are tracked and regulated.

DR Storage – Disaster Recovery Storage is a backup system used to store and retrieve computer files and data.

Design Phase – The third (3) phase of the six-phased process in which drawings and plans are developed for eventual implementation by contractors and vendors.

Design Professionals – A term referring to architects, engineers, interior designers and landscape architects whose application of appropriate design services require licensing or state registration.

Digital Instructional Resources – Instructional materials that are conveyed by way of digital media, including, digital textbooks, applets and applications, and online supplementary resources.

Disparity Study – A type of market analysis to determine if a statistical difference exists between the number or types of companies available to participate in the bid for contracts versus those firms that actually obtain those contracts.

District Educational Facilities Plan (DEFP) – A 5-year budget planning document.

Financially Active Project – A project with existing commitments or expenses.

FY– An abbreviation for funding year in which funds are released to initiate project planning and implementation

Forecast – Forecast dates may fluctuate periodically to reflect actual or unforeseen dynamics that arise as the projects move through each phase. As these unexpected dynamics may impact the originally “planned” schedule dates, forecast dates will be updated accordingly to communicate the most up to date schedule milestone dates.

Gap Analysis – Measurement of areas of greatest need for each school to determine whether schools are operating within music instruction's minimum standards.

HVAC – Heating, ventilation and air conditioning.

GMP – A Guaranteed Maximum Price is negotiated to set a price ceiling for fees and cost incurred.

THE SMART GLOSSARY continued

GOB – The 2014 General Obligation Bond was approved by Broward County voters and pays for renovation projects and technology for District-owned schools and charter schools.

I&T – The School District's Information and Technology Department is responsible for designing, implementing and managing information technology solutions that improve student achievement and operational efficiency.

IPAM – Internet Protocol Address Management is a means of planning, tracking and managing the Internet Protocol address space used in a network.

IT – Information Technology refers to anything related to computer technology, such as networking, hardware, software, the Internet or the people working with those technologies.

ITB – Invitation to Bid is a process similar to a Request for Quotations (RFQs) in which contractors, suppliers and vendors are invited to bid to provide the School District with specific products or services.

Implementation Phase – The fifth of the six-phase SMART Initiative process in which contractors or vendors begin work on SMART projects.

Improvements – SMART projects involving construction or renovations that have a life cycle of more than five years.

Load Balancing System – A network that improves the distribution of workloads across multiple computing resources, such as computers, central processing units, disk drives and other network links.

LOR – Letter of Recommendation to issue permit from the Building Department, thus completing the design phase.

MWBE – A government designation for Minority and Women-Owned Business Enterprises.

NGFW – Next Generation Firewall is either a hardware or software-based network security system that is able to detect and block sophisticated attacks by enforcing security policies at the application, port and protocol levels.

Network Security Perimeter Defense – A firewall used to prevent attacks on a computer network.

Non-GOB Funding – Money for School District capital improvement projects that come from other budget sources outside of the 2014 General Obligation Bond.

THE SMART GLOSSARY continued

NTP - Notice to Proceed is a letter from owner or project manager to a contractor stating the date work can begin according to conditions of the contract.

OF&C – The Office of Facilities and Construction oversees all construction and renovation projects in the School District, including those in the SMART Initiative.

Original Budget – Budget approved at the May 19, 2015 school board meeting that established the SMART Program's 5-year budgets.

PCM – Project Charter Meetings are informational sessions where school district officials and project architects explain the scope, schedule and objectives of SMART projects to the parents, students, volunteers and local public officials who make up a school's community.

PPO – The Physical Plant Operations Department responds to routine and emergency requests to repair and maintain District assets. PPO is responsible for various infrastructure work, including air conditioning, carpentry, electrical, plumbing to provide a safe learning environment for Broward County school students.

PSA – Professional Services Agreements are contracts between the District and consultants, design professionals or vendors to complete work during a specific time period.

Phase – One of six steps in the process of developing a project from initial planning to final quality assurance inspection one construction is completed.

Professional Design Services – See Design Professionals

Project – The undertaking to improve school infrastructure, technology or to provide equipment under provisions of the SMART Initiative.

Project Scope – The part of planning that involves determining and documenting a list of specific project costs, goals, deadlines and tasks to assure that results are achieved to make sure the project is successfully completed.

QSEC – The Qualification Selection Evaluation Committee is the School District's independent panel that evaluates and ranks proposals.

RFQ – Request for Qualifications is a process that solicits contractors, suppliers and vendors to bid to provide specific products or services to the District.

SAC – School Advisory Councils are committees of volunteers who assist principals and other school administrators in the preparation and evaluation of the school's improvement plan.

THE SMART GLOSSARY continued

SBBC – School Board of Broward County.

SCEP – The School Choice Enhancement Program allows every District-owned school in the SMART Initiative to determine how to spend \$100,000 on smaller capital projects to improve the condition of an instructional space or educational environment.

SDOP – The Supplier Diversity Outreach Program remains a key part of the School District's efforts to ensure that small, minority-owned and women-owned businesses are represented as consultants, contractors, designers and vendors in the SMART Initiative.

SMART – Safety, Music & Art, Athletics, Renovations and Technology (SMART), which is the ongoing capital improvement program to address infrastructure and equipment needs of the Broward County Public Schools.

SMART Program Years – Years 1 through 5 refer to the year that funding is identified for SMART Program projects. As identified and approved in the 2014 needs assessment.

SMART Website – District website that lists completed and ongoing SMART projects. The link is <https://bcpssmartfutures.com/>

S/M/WBE – A government designation for Small/Minority/Women Business Enterprise.

SPE – Single Point of Entry is a SMART security project that uses fencing, gates and other structures to create a primary means of access onto a school campus.

School Community – The parents, students, school staff and volunteers and local elected officials who make up the constituency an individual school serves.



Introduction

INTRODUCTION

During the months of **January through March 2021**, the School Board of Broward County (The District) has made notable progress in all areas of the SMART Program (**S**afety, **M**usic & Art, **A**thletics, **R**enovation and **T**echnology). The SMART Program expenditures are bringing new computers, musical equipment and better facilities to the Broward County Public Schools.

What follows in this introduction section is a **summary showing the progress being made in each key area of the SMART Program**. Supporting details can be found in the subsequent sections of this Bond Oversight Committee Report for the quarter ending September 30, 2020.



Technology SBBC Schools: COMPLETE

As of September 30, 2020, the SMART technology deployment is fully completed for all 230 schools. All work has been completed for the three (3) Project Scopes identified in the SMART Program:

- 83,362 computing devices were delivered to 209 schools.
- **Computer Gap:** Many schools exceeded the goal of 3.5:1 student to computer ratio, bringing the district to a 2:1 average student to computer ratio.
- **Infrastructure Upgrade** Completed for all Schools
- **Wireless/Cat6 Upgrade** 13,166 Wireless Access Points were installed, in addition to installing 12,738 CAT6 Wiring drops.

This Project was completed with a Savings of \$10.3 million to the district.



Technology Charter Schools: COMPLETE

The development of charter school technology is completed for the 67 eligible schools as more than 11,314 computing devices have been ordered and installed.



Music and Art Equipment:

Applied Learning is working to reach completion of all music, art and theater equipment orders, deliveries and installation.

At the close of this quarter

- **Music Instruments - 99% complete**
 - 60,075 musical instruments of the 60,076 ordered have been delivered to schools.
- **Kilns - 100% complete**
 - 136 of the 136 kilns ordered have been delivered to schools. Two kilns are remaining to be installed at one site due to design needs stemming from a necessary relocation of the kilns.
- **Theater – 97.4% complete**
 - 38 of the 39 schools with theater programs have received and has had their lighting, sound and/or stage equipment installed. The remaining school needs extensive wiring for installation which we are currently addressing.

Broward County Public School students will benefit from this investment far into the future.



Athletics:

The SMART Program Athletics initiatives have reached a significant moment, with all but one project having reached official completion.



15

All SMART athletic track projects

(15 tracks – 3 middle schools and 12 high schools) have been complete as of September 30, 2018.



30

All 30 weight room upgrades have been completed.

Northeast High School was the final school to complete its weight room renovations in Q3 2021.



Facilities

Moving forward, Facilities data will be reported individually for Primary Renovations & School Choice Enhancement Projects (SCEP).

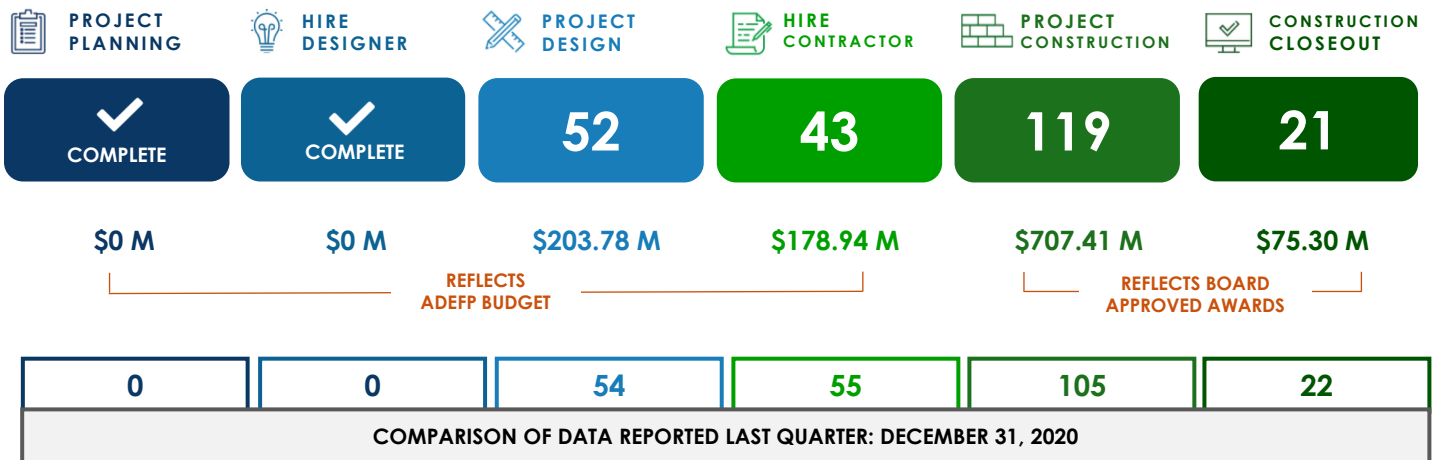
PRIMARY RENOVATIONS

This quarter, more than half of the schools benefiting from the SMART Program have projects in the Construction phase. Of the 237 projects at 232 schools, **119 are currently under construction**, with 14 projects entering the Construction phase since the last Bond Oversight Committee report.

The schedule for all SMART Program projects has been revised to reflect current trends and market conditions. Under the new schedule, most projects are expected to be complete by 2025, with a small remainder scheduled to be complete in early 2026.

The School Spotlights have been updated with the intent to provide a more complete perspective of a school's status in the SMART Program. For a look at all the changes in the new layout, go to the Facilities section.

PRIMARY RENOVATIONS AS OF MARCH 31, 2021



Disclaimer: Some schools have multiple Primary Renovations projects in different phases.



Facilities

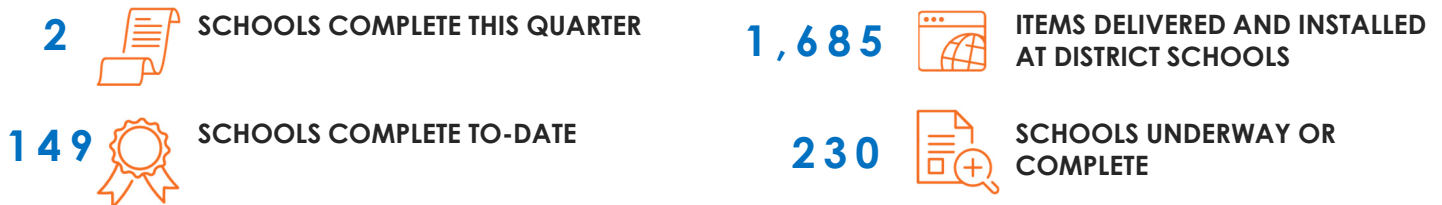
SINGLE POINT OF ENTRY SUMMARY AS OF MARCH 31, 2021

ALL SINGLE POINT OF ENTRY PROJECTS ARE COMPLETE



SCHOOL CHOICE ENHANCEMENT PROJECTS (SCEP)

With all SCEP projects now active or complete, schools across the District are beginning to make the most of their upgrades.



Communications

This quarter, the Communications team made efforts to increase transparency in its messaging and raising public awareness about the history of the SMART Program.

The following materials were used to deliver information to the community in a way that is both informative and meaningful:

- ▶ SMART Program Website
- ▶ SMART-at-a-Glance
- ▶ City-specific Community Meetings
- ▶ Project Update Meetings
- ▶ Construction Alerts
- ▶ Social Media Posts



VISIT [BCPSSMARTFUTURES.COM](https://www.bcpssmartfutures.com)

To see more SMART Program Communication materials, scan the QR code or [click here](#).

The SMART Program's online presence has grown steadily as the Communications team continues to update all social media platforms regularly with the latest SMART-related content and news.



79 posts



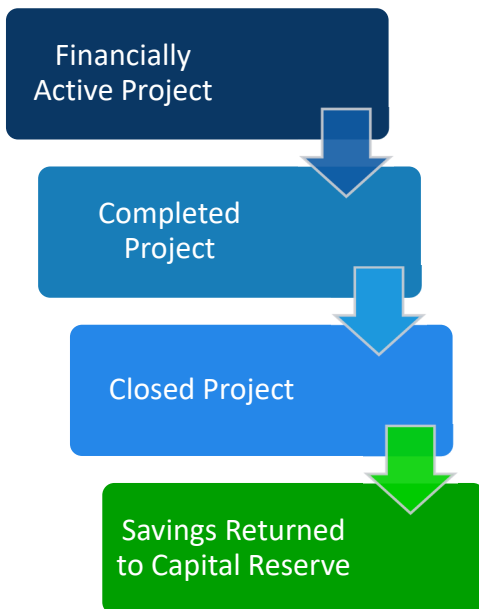
61 posts





Budget Activity

The FY21 Q3 report includes **financial details for all the projects in the SMART Program**. As SMART Program projects are being completed these projects are highlighted in the Completed and Meets Standard - Budget Activity Report. The remaining balance for all the Completed and Meets Standard Projects will be held until the School Board approves how the funds will be re-prioritized for other SMART Program Needs. There may be some additional financial activity on these projects as the final payments are made and all the purchase orders are closed-out.



The financial life-cycle of a project starts when the project is **financially active**.

At the end of the implement improvements phase projects are marked as **complete**. These projects are in their final inspection for quality assurance, between substantial and final completion, which includes verification that the scope is completed according to approved specifications, final submittals of documents and closing out the vendor contract.

When all of the close-out steps are completed, final payments have been submitted to vendors, and all purchase orders have been reviewed and closed the project is **closed**.

After the project is closed, remaining funds are reported to the School Board and **returned to the District's Capital Reserve**.

SMART Program Budget By Program Year

Years 1-5	\$750.9 M
Year 6	\$442.5 M
Year 7	\$108.2 M
Year 8	\$14.3 M
Total SMART Program	\$1,315.9 M *

The Budget Activity Report includes financial details on all program years.

* Includes School Board approved project budget amendments



Budget Activity

IMPACTS FROM COVID-19 are not fully known at this time. The initial impact on the SMART Program has been that construction projects do not have to schedule around active campuses full of students and staff; the pace of construction and the associated expenditures has been good. **Additionally, construction bids have benefitted as other markets for construction are scaling back.** The District will continue monitoring the construction market's reaction to the economic changes related to the country's reaction to COVID-19.

SMART RESERVE AND THE RISK ASSESSMENT

In reaction to the increased SMART Program cost expectations **the District previously committed to set aside \$225 million** in funding to mitigate potential funding risks in the SMART Program. At the March 31, 2020 School Board Meeting, **the District authorized the issuance of \$250 million Certificates of Participation (COPs), Series 2020A.** The 2020A COPs issuance provides the additional supplemental funding for SMART Program cost expectations associated with the August 2019 SMART Program Risk Assessment/Market Conditions report from Atkins North America, Inc. (Atkins). \$211 of the \$250 million was placed into the SMART reserve.

ADDITIONAL ALLOCATIONS INTO THE SMART PROGRAM REQUIRE THE SCHOOL BOARD'S APPROVAL and all future amounts are subject to change based on economic conditions and the results of annual legislative action. It is also important to note there are other capital outlay needs to consider when deciding how to allocate future funding.

At the July 21, 2020 School Board meeting, **the District approved a new Project Management Owner's Representative (PMOR) contract.** The additional financial impact of this new contract is \$47.2 million. The Board approved funding for this impact from the District's capital budget unallocated reserve. This funding is included in the Adopted DEFP approved on September 1, 2020.





Budget Activity

THE DISTRICT COMMITTED TO SET ASIDE \$225 MILLION in funding to mitigate potential funding risks in the SMART Program and added another **\$211 Million with the COPs Series 2020A**

SMART Program Reserve



	Carryover FY 2017	FY 2018	FY 2019	FY 2020	FY 2021	FY 2022	Total
Appropriations							
COPs Debt Service *	\$ 0	\$ 140,881	\$ 100,078	\$ 100,068	\$ 100,792	\$ 170,018	\$ 813,437
Equipment & Building Leases	0	17,119	14,513	11,430	11,442	16,796	71,300
Facilities / Capital Salaries	0	15,200	15,200	15,200	15,200	15,200	76,000
Quality Assurance	0	170	170	170	170	170	850
Maintenance	594	66,000	64,000	64,000	64,000	64,000	322,594
Facility Projects	22,750	7,300	0	0	0	0	30,050
SMART Program	537,874	138,888	178,882	0	0	0	855,444
SMART Program Reserve	71,042	658	18,354	59,839	69,807	0	219,700
Charter Schools - State PECO	0	8,319	8,319	8,319	8,319	8,319	41,596
Charter Schools - Local Millage	0	12,711	13,863	16,211	19,824	24,067	86,676
District Priorities	38,448	22,339	0	0	0	0	60,785

	Carryover FY 2017	FY 2018	FY 2019	FY 2020	FY 2021	FY 2022	Total
SMART Program Reserve	71,042	658	18,354	59,839	69,807	0	219,700

\$219 million in the SMART Reserve
 6 million added for additional single point of entry projects
 211 million COPs Series 2020A
 + 47 million PMOR Allocation (July 21, 2020 Board approval)
\$483 million **Total SMART Program Reserve**

April 2021 risk assessment provided by Atkins is \$508 million at the 70% risk level.

Due to Approved Board items thru the end of FY21 Q1 **the SMART Reserve balance is currently \$143.1 million.**

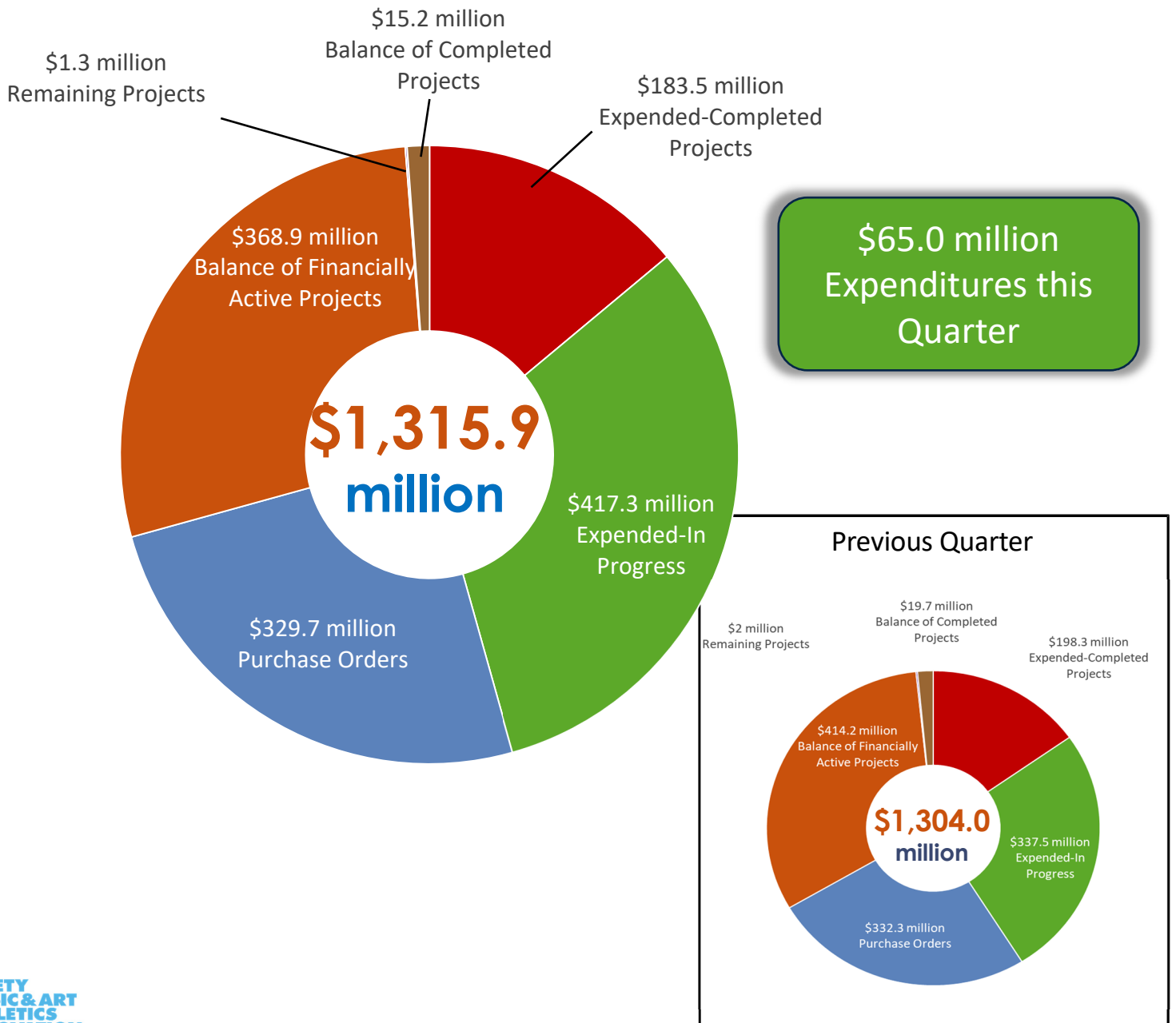
FY21 Beginning Balance \$ 155.4
 FY21-FY23 New PMOR Funding 47.2
 FY21 Board Items (59.5)
Total \$ 143.1



Budget Activity

The District is continuing to make significant progress toward implementing all the SMART Program projects. Every month more projects are moving into the financially active category, and the expenditures continue to increase as more projects are moving through the design phases, entering construction, and payments are being made to contractors. Additionally, there is only \$2 million of the \$1.3 billion program that does not have some financial activity. These Remaining Projects are all School Choice Enhancement Projects that will be underway soon.

The following charts demonstrates the financial progress made in the SMART Program through the end of the second quarter of fiscal year 2021.



INTRODUCTION

The *Economic Development & Diversity Compliance Department (EDDC)*, through the *Supplier Diversity Outreach Program (SDOP)*, promotes inclusion and economic growth in support of the local small business community. With a focus on *Support Services for All*, the **EDDC mission is to grow the economic base for the benefit of students and the business community**. This is achieved through the following program components:

OUTREACH

- Business Consultation; Targeted Outreach; One-on-One Technical Assistance; Business Referrals
- Disseminates courtesy emails of active solicitations

CERTIFICATION

- E/S/M/WBE Recruitment; Business Development; Community Connections; Site Visits
- Increases the visibility of local firms to prospective customers through certification
- Assists certified firms to gain access to District Business opportunities
- Provides options for business growth through Certific2ation

COMPLIANCE

- Evaluates solicitations for the applicability of Affirmative Procurement Initiatives (APIs)
- Participation in Pre-bid and Outreach Meetings
- Evaluation of RFQs, RFPs and Hard Bids; Prime Performance Evaluation
- Compliance Reviews for SMART and Non-SMART Projects
- Monitors and tracks procurement activities for E/S/M/WBE engagement, utilization, and awards
- Performs site visits
- Facilitates mediations between primes and sub-contractors

SDOP PROGRAM METRICS FY'21 Q3

Reporting Period January 1, 2021 – March 31, 2021

1. E/S/M/WBE CERTIFICATION PROGRAM ACTIVITY

New Certifications	18
Tri-County Reciprocal Certifications	14
Renewals	21
Denials	16
Total # of Certification Activities	69

Total # of E/S/M/WBE Certified Firms: 536

2. SDOP TARGETED MARKETING REPORT

# of Solicitation Notifications Campaign	33
Total # of Marketing Campaigns	28
Average Email Open Rate	36.98%
One-on-One Technical Assistance Provided	162
Internal/External Community Meetings	33

*E/S/M/WBE firms may be listed as a prime or subcontractor in District solicitations

3. SMART BOND M/WBE CONTRACT COMPLIANCE*

Total RFP/RFQ/ITB Solicitations Evaluated	23
Total # of Prime Submittals Evaluated	58
Total # of Approved Contracts	5

*Contract Compliance total is related solely to Design and Construction Contracts

4. SMART PROJECTS M/WBE COMMITMENT BY ETHNICITY & GENDER

Amount of Total Contracts	\$15,173,743
Amount of M/WBE Commitment	\$ 7,094,989
Percentage of M/WBE Commitment	47%

5. SMART BOND S/M/WBE CUMULATIVE SPEND*

Amount of S/M/WBE Spend	\$277,241,208
Percentage of S/M/WBE Prime Utilization	30%

*Cumulative Spend is based on the value of Purchase Orders issued to E/S/M/WBE primes per SMART Category





Section 1

Technology SBBC Schools

Phillip H. Dunn II, Chief Information Officer

Bond Oversight Committee SMART Technology Quarterly Update SBBC Schools



Technology SBBC Schools: COMPLETE

As of September 30, 2020, the SMART technology deployment is fully completed for all 230 schools. All work has been completed for the three (3) Project Scopes identified in the SMART Program:

- 83,362 computing devices were delivered to 209 schools.
- **Computer Gap:** Many schools exceeded the goal of 3.5:1 student to computer ratio, bringing the district to a 2:1 average student to computer ratio.
- **Infrastructure Upgrade** Completed for all Schools
- **Wireless/Cat6 Upgrade** 13,166 Wireless Access Points were installed, in addition to installing 12,738 CAT6 Wiring drops.

This Project was completed with a Savings of \$10.3 million to the district.

As of the First Quarter of FY 2018 (month ended September 30, 2017) **the SMART technology deployment is completed for all 230 SBBC schools.** For more detailed information on the SMART Program SBBC school technology you can visit the Bond Oversight Committee website and review the FY18 Q1 report and the district wide infrastructure was completed in Third Quarter FY 2021 (month ended December 31, 2020).

http://www.broward.k12.fl.us/boc/QuarterlyReports/FY18_Q1BOCReport.pdf

http://www.broward.k12.fl.us/boc/QuarterlyReports/FY21_Q2BOCReport.pdf



Section 2

Technology Charter Schools

Phillip H. Dunn II, Chief Information Officer

Bond Oversight Committee SMART Technology Quarterly Update Charter Schools



Technology Charter Schools:

The development of charter school technology is completed for the 67 eligible schools as more than 11,314 computing devices have been ordered and installed.

As of the Third Quarter of FY 2017 (month ended March 31, 2017) **all charter school technology projects were completed.** For more detailed information on the SMART Program charter school technology, you can visit the Bond Oversight Committee website and review the FY17 Q3 report.

http://www.broward.k12.fl.us/boc/QuarterlyReports/FY17_Q3BOCReport.pdf





Section 3

Music & Art Equipment

Daniel Gohl, Chief Academic Officer

Music Equipment - Applied Learning Department Quarter Ending March 31, 2021

This past quarter is one of celebration for our SMART music program. We are very pleased to report that 100% of all musical instrument and equipment orders have been delivered to our schools. There are now 60,076 musical items in the hands of our students.

During Quarter 3 our music programs have seen a rise in numbers of students returning for face to face instruction. Our teachers have been able to use their new music equipment more and more each day. Additionally, due to the greater numbers of musical instruments within each school's inventory, students are more likely to have access to their own instruments and less likely to have to share. This enables music teachers to deliver their music curriculum as they would under normal circumstances and at the same time provide a safe classroom environment for their students. Even during these difficult times our music teachers continue to provide our students with a quality music education.

The music instruments and music equipment have been placed into categories so that we can show you the quantity and dollar amounts of the music orders for each school. For a detailed list of the instruments and equipment, please follow this link:

http://www.broward.k12.fl.us/boc/QuarterlyReports/FY21_Q3MusicOrderDetail.pdf



Music Equipment Deployment Status For Quarter Ended March 31, 2021

Current Quarter (December 31, 2020)			Previous Quarter (September 30, 2020)	
Status	Number	Percent	Number	Percent
In Process	0	0.0%	0	0.0%
Ordering	0	0.0%	0	0.0%
Closing Out	0	0.0%	0	0.0%
Closed	195	100.0%	195	100.0%
No Program	0	0.0%	0	0.0%
Total	195	100.0%	195	100.0%



Music Equipment Ordering Status For Quarter Ended March 31, 2021

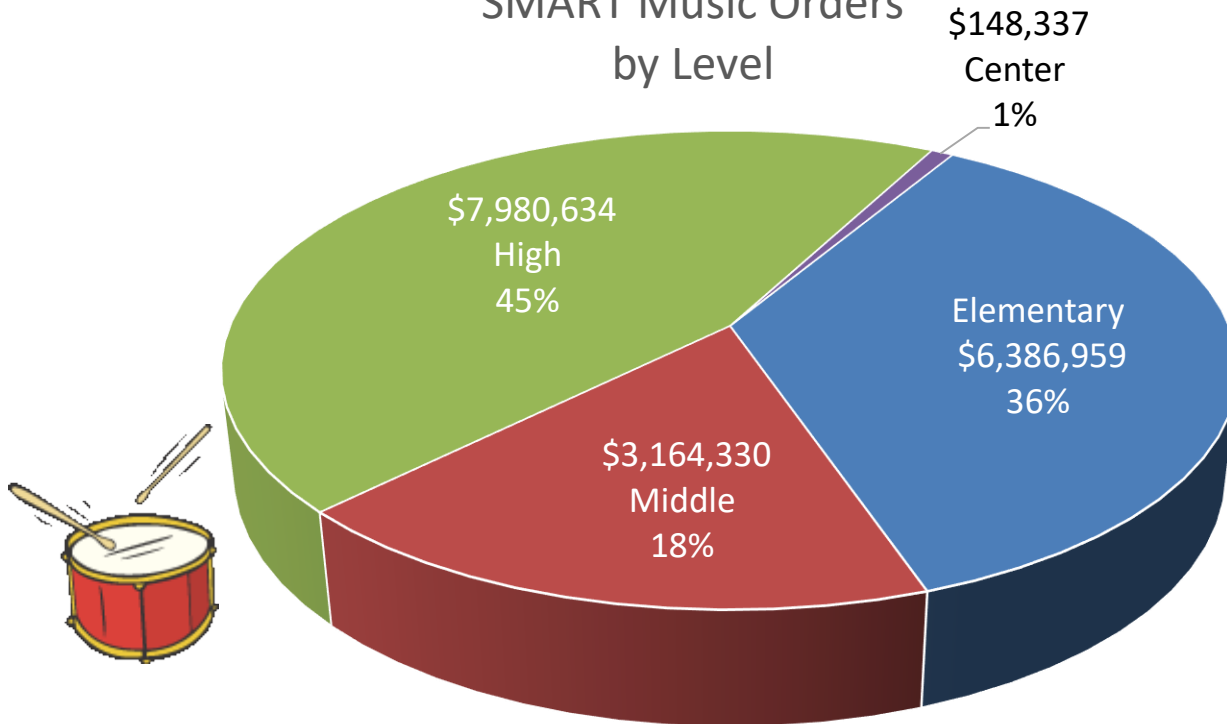
Current Quarter (December 31, 2020)			Previous Quarter (September 30, 2020)	
Status	Quantity Ordered	Quantity Delivered	Quantity Ordered	Quantity Delivered
Elementary	47,342	47,342	47,342	47,342
Middle	3,847	3,847	3,847	3,847
High	8,303	8,303	8,303	8,302
Center	584	584	584	584
Total	60,076	60,076	60,076	60,075

Vendor	Amount	%
All County Music	\$ 10,954,769	62.0%
Cascio Interstate Music Supply	3,228	0.0%
Enabling Devices	8,284	0.1%
J W Pepper of Atlanta	3,383	0.0%
Malmark Inc	6,372	0.0%
Music Arts Enterprises	3,726,930	21.1%
Music Man	1,261,330	7.1%
Romeo Music	440,549	2.5%
School Specialty	60,662	0.3%
Summer Arts Sessions Int	9,600	0.1%
Summerhays Music	11,964	0.1%
VistaPan Steel Instruments	5,036	0.0%
Wenger Corporation	1,188,152	6.7%
Total	\$17,680,260	100.0%

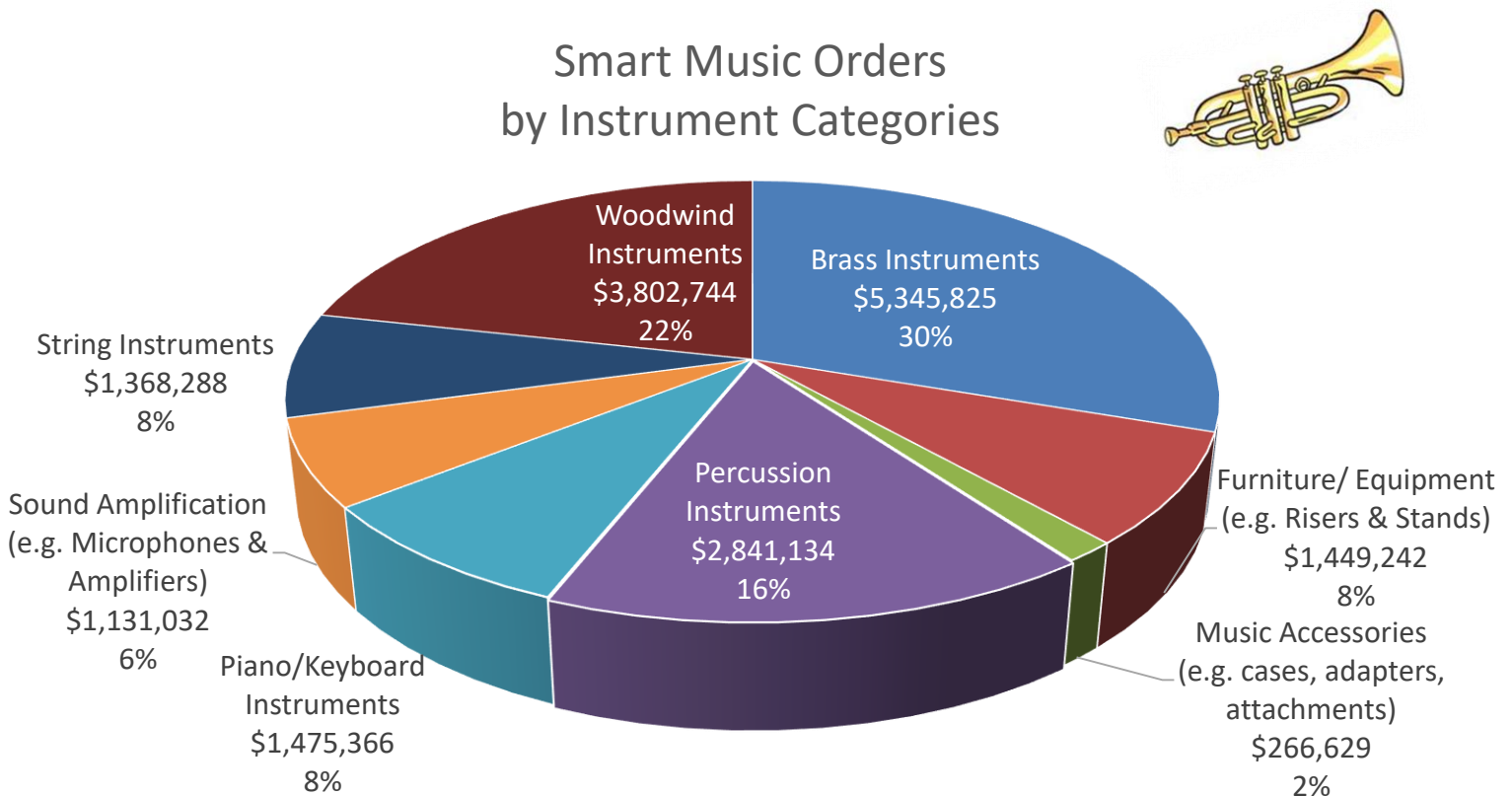


Total SMART Music Orders-to-Date \$17,680,260

SMART Music Orders
by Level



Smart Music Orders
by Instrument Categories



Section 3: Music & Art Equipment

SMART Program Music Equipment Status

Location	Program Year	Status	Orders Processed	Quantity Ordered	Orders Delivered	Quantity Delivered
Anderson, Boyd H. High School	Year 4*	Closed	100.0%	284	100.0%	284
Apollo Middle School	Year 1	Closed	100.0%	146	100.0%	146
Atlantic West Elementary School	Year 2	Closed	100.0%	680	100.0%	680
Attucks Middle School	Year 5*	Closed	100.0%	109	100.0%	109
Bair Middle School	Year 1	Closed	100.0%	87	100.0%	87
Banyan Elementary School	Year 3	Closed	100.0%	769	100.0%	769
Bayview Elementary School	Year 1	Closed	91.8%	759	100.0%	759
Beachside Montessori Village	Year 5*	Closed	98.7%	212	100.0%	212
Bennett Elementary School	Year 1	Closed	66.6%	359	100.0%	359
Bethune, Mary M. Elementary School	Year 2	Closed	100.0%	149	100.0%	149
Boulevard Heights Elementary School	Year 4*	Closed	100.0%	497	100.0%	497
Bright Horizons Center	Year 2	No Program	0.0%	-	0.0%	-
Broadview Elementary School	Year 1	Closed	87.4%	334	100.0%	334
Broward Estates Elementary School	Year 1	Closed	98.5%	259	100.0%	259
Castle Hill Elementary School	Year 4*	Closed	99.0%	435	100.0%	435
Central Park Elementary School	Year 2	Closed	87.4%	325	100.0%	325
Challenger Elementary School	Year 4*	Closed	100.0%	891	100.0%	891
Chapel Trail Elementary School	Year 5*	Closed	94.8%	280	100.0%	280
Drew, Charles Family Resource Center	Year 3	No Program	0.0%	-	0.0%	-
Coconut Creek Elementary School	Year 2	Closed	99.9%	663	100.0%	663
Coconut Creek High School	Year 2	Closed	100.0%	323	100.0%	323
Coconut Palm Elementary School	Year 5*	Closed	99.8%	372	100.0%	372
Colbert Elementary School	Year 4*	Closed	100.0%	249	100.0%	249
Collins Elementary School	Year 3	No Program	0.0%	-	0.0%	-
Cooper City Elementary School	Year 2	Closed	91.4%	319	100.0%	319
Cooper City High School	Year 2	Closed	100.0%	166	100.0%	166
Coral Cove Elementary School	Year 5*	Closed	92.6%	351	100.0%	351
Coral Glades High School	Year 5*	Closed	100.0%	360	100.0%	360
Coral Park Elementary School	Year 2	Closed	100.0%	261	100.0%	261
Coral Springs Pre-K - 8	Year 5*	Closed	98.6%	699	100.0%	699
Coral Springs Middle School	Year 1	Closed	100.0%	33	100.0%	33
Coral Springs High School	Year 3	Closed	99.9%	88	100.0%	88
Country Hills Elementary School	Year 5*	Closed	90.8%	208	100.0%	208
Country Isles Elementary School	Year 5*	Closed	100.0%	386	100.0%	386
Cresthaven Elementary School	Year 1	Closed	100.0%	536	100.0%	536
Croissant Park Elementary School	Year 1	Closed	99.9%	324	100.0%	324
Cross Creek School	Year 2	Closed	100.0%	321	100.0%	321
Cypress Bay High School	Year 5*	Closed	99.7%	500	100.0%	500
Cypress Elementary School	Year 1	Closed	99.4%	391	100.0%	391
Cypress Run Education Center	Year 2	No Program	0.0%	-	0.0%	-
Dandy, William Middle School	Year 2	Closed	100.0%	130	100.0%	130
Dania Elementary School	Year 5*	Closed	100.0%	431	100.0%	431
Dave Thomas Education Center	Year 2	No Program	0.0%	-	0.0%	-
Dave Thomas Education Center-West	Year 2	Closed	100.0%	26	100.0%	26
Davie Elementary School	Year 2	Closed	100.0%	638	100.0%	638
Deerfield Beach Elementary School	Year 1	Closed	100.0%	238	100.0%	238
Deerfield Beach Middle School	Year 3	Closed	41.6%	53	100.0%	53
Deerfield Park Elementary School	Year 1	Closed	93.3%	326	100.0%	326
Dillard 6-12 School	Year 1	Closed	100.0%	185	100.0%	185
Dillard Elementary School	Year 1	Closed	99.7%	277	100.0%	277
Discovery Elementary School	Year 3	Closed	80.0%	215	100.0%	215
Dolphin Bay Elementary School	Year 5*	Closed	87.4%	655	100.0%	655

SMART Program Music Equipment Status

Location	Program Year	Status	Orders Processed	Quantity Ordered	Orders Delivered	Quantity Delivered
Drew, Charles Elementary School	Year 1	Closed	100.0%	128	100.0%	128
Driftwood Elementary School	Year 2	Closed	99.4%	290	100.0%	290
Driftwood Middle School	Year 1	Closed	100.0%	75	100.0%	75
Eagle Point Elementary School	Year 1	Closed	99.9%	270	100.0%	270
Eagle Ridge Elementary School	Year 5*	Closed	100.0%	613	100.0%	613
Ely, Blanche High School	Year 1	Closed	100.0%	164	100.0%	164
Embassy Creek Elementary School	Year 3	Closed	95.7%	254	100.0%	254
Endeavour Primary Learning Center	Year 4*	Closed	100.0%	729	100.0%	729
Everglades Elementary School	Year 5*	Closed	99.9%	340	100.0%	340
Everglades High School	Year 5*	Closed	100.0%	327	100.0%	327
Fairway Elementary School	Year 4*	Closed	99.1%	450	100.0%	450
Falcon Cove Middle School	Year 3	Closed	100.0%	38	100.0%	38
Flamingo Elementary School	Year 3	Closed	100.0%	383	100.0%	383
Flanagan, Charles W. High School	Year 4*	Closed	99.8%	210	100.0%	210
Florana Elementary School	Year 3	Closed	91.2%	262	100.0%	262
Forest Hills Elementary School	Year 2	Closed	100.0%	371	100.0%	371
Fort Lauderdale High School	Year 1	Closed	100.0%	193	100.0%	193
Stephen Foster Elementary School	Year 1	Closed	98.9%	398	100.0%	398
Fox Trail Elementary School	Year 4*	Closed	100.0%	114	100.0%	114
Gator Run Elementary School	Year 3	Closed	93.1%	140	100.0%	140
Glades Middle School	Year 4*	Closed	100.0%	79	100.0%	79
Griffin Elementary School	Year 2	Closed	100.0%	588	100.0%	588
Gulfstream Academy of Hallandale Beach K-8 (Hallandale Elementary School)	Year 4*	Closed	99.9%	99	100.0%	99
Hallandale High School	Year 4*	Closed	100.0%	272	100.0%	272
Harbordale Elementary School	Year 1	Closed	96.7%	108	100.0%	108
Hawkes Bluff Elementary School	Year 5*	Closed	99.9%	239	100.0%	239
Heron Heights Elementary School	Year 5*	Closed	74.0%	104	100.0%	104
Hollywood Central Elementary School	Year 3	Closed	100.0%	175	100.0%	175
Hollywood Hills Elementary School	Year 3	Closed	98.6%	229	100.0%	229
Hollywood Hills High School	Year 2	Closed	98.5%	161	100.0%	161
Hollywood Park Elementary School	Year 2	Closed	100.0%	219	100.0%	219
Horizon Elementary School	Year 3	Closed	99.9%	368	100.0%	368
Hunt, James S. Elementary School	Year 2	Closed	99.3%	435	100.0%	435
Indian Ridge Middle School	Year 2	Closed	100.0%	67	100.0%	67
Indian Trace Elementary School	Year 5*	Closed	100.0%	199	100.0%	199
King, Martin Luther (Dr. Martin Luther King, Jr. Montessori Academy)	Year 1	Closed	98.6%	407	100.0%	407
Lake Forest Elementary School	Year 4*	Closed	99.9%	608	100.0%	608
Lakeside Elementary School	Year 4*	Closed	100.0%	361	100.0%	361
Lanier-James Education Center	Year 2	No Program	0.0%	-	0.0%	-
Larkdale Elementary School	Year 4*	No Program	0.0%	-	0.0%	-
Lauderdale Lakes Middle School	Year 2	Closed	100.0%	633	100.0%	633
Lauderdale Manors Early Learning and Resource Center	Year 1	No Program	0.0%	-	0.0%	-
Lauderhill 6-12 School	Year 4*	Closed	83.0%	463	100.0%	463
Lauderhill-Paul Turner Elementary School	Year 4*	Closed	100.0%	202	100.0%	202
Liberty Elementary School	Year 4*	Closed	99.9%	381	100.0%	381
Lloyd Estates Elementary School	Year 3	Closed	100.0%	390	100.0%	390
Lyons Creek Middle School	Year 5*	Closed	99.9%	135	100.0%	135
Manatee Bay Elementary School	Year 2	Closed	100.0%	260	100.0%	260
Maplewood Elementary School	Year 4*	Closed	99.8%	237	100.0%	237
Margate Elementary School	Year 2	Closed	99.9%	485	100.0%	485

SMART Program Music Equipment Status

Location	Program Year	Status	Orders Processed	Quantity Ordered	Orders Delivered	Quantity Delivered
Margate Middle School	Year 3	Closed	99.9%	328	100.0%	328
Markham, C. Robert Elementary School	Year 1	Closed	99.9%	238	100.0%	238
McArthur High School	Year 2	Closed	100.0%	382	100.0%	382
McNab Elementary School	Year 1	Closed	100.0%	484	100.0%	484
McNicol Middle School	Year 4*	Closed	100.0%	3	100.0%	3
Meadowbrook Elementary School	Year 3	Closed	97.7%	307	100.0%	307
Millennium 6-12 Collegiate Academy	Year 4*	Closed	99.8%	113	100.0%	113
Miramar Elementary School	Year 4*	Closed	100.0%	224	100.0%	224
Miramar High School	Year 4*	Closed	98.1%	656	100.0%	656
Mirror Lake Elementary School	Year 3	Closed	100.0%	672	100.0%	672
Monarch High School	Year 1	Closed	96.9%	170	100.0%	170
Morrow Elementary School	Year 2	No Program	0.0%	-	0.0%	-
North Andrews Gardens Elementary School	Year 3	Closed	99.7%	126	100.0%	126
New Renaissance Middle School	Year 4*	Closed	100.0%	158	100.0%	158
New River Middle School	Year 2	Closed	100.0%	76	100.0%	76
Nob Hill Elementary School	Year 3	Closed	100.0%	197	100.0%	197
Norcrest Elementary School	Year 1	Closed	100.0%	788	100.0%	788
North Fork Elementary School	Year 1	Closed	86.8%	257	100.0%	257
North Lauderdale Elementary School	Year 2	Closed	100.0%	113	100.0%	113
North Side Elementary School	Year 1	Closed	99.3%	946	100.0%	946
Northeast High School	Year 3	Closed	99.9%	274	100.0%	274
Nova Blanche Forman Elementary School	Year 2	Closed	100.0%	355	100.0%	355
Nova Dwight D Eisenhower Elementary School	Year 2	No Program	0.0%	-	0.0%	-
Nova Middle School	Year 3	Closed	100.0%	68	100.0%	68
Nova High School	Year 2	Closed	98.7%	508	100.0%	508
Oakland Park Elementary School	Year 3	Closed	83.7%	1,678	100.0%	1,678
Oakridge Elementary School	Year 3	Closed	100.0%	184	100.0%	184
Orange Brook Elementary School	Year 2	Closed	100.0%	635	100.0%	635
Oriole Elementary School	Year 4*	No Program	0.0%	-	0.0%	-
Palm Cove Elementary School	Year 4*	Closed	99.5%	308	100.0%	308
Palmview Elementary School	Year 1	No Program	0.0%	-	0.0%	-
Panther Run Elementary School	Year 5*	Closed	100.0%	272	100.0%	272
Park Lakes Elementary School	Year 4*	Closed	99.8%	208	100.0%	208
Park Ridge Elementary School	Year 1	Closed	99.6%	304	100.0%	304
Park Springs Elementary School	Year 5*	Closed	82.6%	409	100.0%	409
Park Trails Elementary School	Year 5*	Closed	76.1%	327	100.0%	327
Parkside Elementary School	Year 5*	Closed	100.0%	137	100.0%	137
Parkway Middle School	Year 3	Closed	100.0%	50	100.0%	50
Pasadena Lakes Elementary School	Year 4*	No Program	0.0%	-	0.0%	-
Pembroke Lakes Elementary School	Year 4*	Closed	99.9%	250	100.0%	250
Pembroke Pines Elementary School	Year 2	Closed	100.0%	260	100.0%	260
Perry, Annabel C. Elementary School	Year 4*	Closed	100.0%	80	100.0%	80
Henry D. Perry Education Center	Year 5*	Closed	50.0%	26	100.0%	26
Peters Elementary School	Year 3	Closed	100.0%	388	100.0%	388
Pine Ridge Education Center	Year 2	No Program	0.0%	-	0.0%	-
Pines Lakes Elementary School	Year 4*	Closed	99.9%	245	100.0%	245
Pines Middle School	Year 3	Closed	100.0%	124	100.0%	124
Pinewood Elementary School	Year 2	Closed	97.5%	197	100.0%	197
Pioneer Middle School	Year 1	Closed	99.9%	59	100.0%	59
Piper High School	Year 3	Closed	100.0%	245	100.0%	245
Plantation Elementary School	Year 3	Closed	100.0%	415	100.0%	415
Plantation Middle School	Year 3	Closed	99.1%	129	100.0%	129

SMART Program Music Equipment Status

Location	Program Year	Status	Orders Processed	Quantity Ordered	Orders Delivered	Quantity Delivered
Plantation Park Elementary School	Year 3	Closed	99.6%	645	100.0%	645
Plantation High School	Year 3	Closed	100.0%	361	100.0%	361
Pompano Beach Elementary School	Year 1	Closed	96.1%	377	100.0%	377
Pompano Beach Middle School	Year 5*	No Program	0.0%	-	0.0%	-
Pompano Beach High School	Year 1	Closed	100.0%	784	100.0%	784
Quiet Waters Elementary School	Year 2	Closed	85.6%	603	100.0%	603
Ramblewood Elementary School	Year 4*	Closed	100.0%	348	100.0%	348
Ramblewood Middle School	Year 3	Closed	100.0%	34	100.0%	34
Riverglades Elementary School	Year 5*	Closed	100.0%	437	100.0%	437
Riverland Elementary School	Year 1	Closed	99.8%	1,216	100.0%	1,216
Riverside Elementary School	Year 4*	Closed	100.0%	217	100.0%	217
Rock Island Elementary School	Year 1	No Program	0.0%	-	0.0%	-
Royal Palm Elementary School	Year 4*	Closed	94.9%	258	100.0%	258
Sanders Park Elementary School	Year 1	Closed	100.0%	37	100.0%	37
Sandpiper Elementary School	Year 3	Closed	98.9%	265	100.0%	265
Sawgrass Elementary School	Year 3	Closed	100.0%	282	100.0%	282
Sawgrass Springs Middle School	Year 2	Closed	100.0%	135	100.0%	135
Sea Castle Elementary School	Year 4*	Closed	99.4%	131	100.0%	131
Seagull Alternative High School	Year 2	No Program	0.0%	-	0.0%	-
Seminole Middle School	Year 1	Closed	100.0%	57	100.0%	57
Sheridan Hills Elementary School	Year 2	Closed	100.0%	369	100.0%	369
Sheridan Park Elementary School	Year 2	Closed	100.0%	424	100.0%	424
Silver Lakes Elementary School	Year 5*	Closed	98.8%	635	100.0%	635
Silver Lakes Middle School	Year 5*	Closed	99.9%	122	100.0%	122
Silver Palms Elementary School	Year 4*	Closed	99.8%	205	100.0%	205
Silver Ridge Elementary School	Year 3	Closed	100.0%	367	100.0%	367
Silver Shores Elementary School	Year 5*	Closed	99.9%	155	100.0%	155
Silver Trail Middle School	Year 3	Closed	100.0%	83	100.0%	83
South Plantation High School	Year 3	Closed	100.0%	202	100.0%	202
Stirling Elementary School	Year 2	Closed	100.0%	505	100.0%	505
Stoneman Douglas High School	Year 5*	Closed	100.0%	239	100.0%	239
Stranahan High School	Year 3	Closed	93.7%	271	100.0%	271
Sunland Park Academy	Year 1	Closed	100.0%	536	100.0%	536
Sunrise Middle School	Year 1	Closed	100.0%	56	100.0%	56
Sunset Lakes Elementary School	Year 5*	Closed	100.0%	228	100.0%	228
Sunshine Elementary School	Year 4*	Closed	99.6%	438	100.0%	438
Tamarac Elementary School	Year 4*	Closed	100.0%	362	100.0%	362
Taravella, J.P. High School	Year 4*	Closed	100.0%	125	100.0%	125
Tedder Elementary School	Year 1	Closed	100.0%	407	100.0%	407
Tequesta Trace Middle School	Year 2	Closed	100.0%	161	100.0%	161
The Quest Center	Year 2	Closed	96.7%	541	100.0%	541
Thurgood Marshall Elementary School	Year 1	No Program	0.0%	-	0.0%	-
Tradewinds Elementary School	Year 5*	Closed	97.5%	447	100.0%	447
Tropical Elementary School	Year 3	Closed	99.8%	175	100.0%	175
Village Elementary School	Year 3	Closed	90.6%	260	100.0%	260
Walker Elementary School	Year 1	Closed	100.0%	86	100.0%	86
Watkins Elementary School	Year 4*	No Program	0.0%	-	0.0%	-
Welleby Elementary School	Year 3	Closed	99.5%	259	100.0%	259
West Broward High School	Year 5*	Closed	100.0%	238	100.0%	238
West Hollywood Elementary School	Year 2	Closed	100.0%	173	100.0%	173
Westchester Elementary School	Year 5*	Closed	99.9%	105	100.0%	105
Western High School	Year 3	Closed	99.6%	152	100.0%	152

SMART Program Music Equipment Status

Location	Program Year	Status	Orders Processed	Quantity Ordered	Orders Delivered	Quantity Delivered
Westglades Middle School	Year 2	Closed	100.0%	56	100.0%	56
Westpine Middle School	Year 2	Closed	100.0%	87	100.0%	87
Westwood Heights Elementary School	Year 1	Closed	98.8%	306	100.0%	306
Whiddon-Rogers Education Center	Year 2	Closed	100.0%	17	100.0%	17
Whispering Pines Education Center	Year 3	No Program	0.0%	-	0.0%	-
Wilton Manors Elementary School	Year 1	Closed	94.2%	432	100.0%	432
Wingate Oaks Center	Year 2	No Program	0.0%	-	0.0%	-
Winston Park Elementary School	Year 4*	Closed	99.9%	158	100.0%	158
Young, Virginia Shuman Elementary School	Year 1	Closed	99.1%	57	100.0%	57
Young, Walter C. Middle School	Year 1	Closed	100.0%	125	100.0%	125

*SBBC Board Item FF-1 on 1/18/2017 accelerated SMART music program Years 4 & 5 to Year 3

**SBBC Board Item FF-1 on 1/18/2017 allocated the \$300K SMART music reserve

LEGEND FOR STATUS REPORT	
STATUS CODES	EXPLANATION
Not Started	Project has not started
No Program	School currently does not have music program
In Process	Process of getting quotes from vendors or requisition in queue
On Hold	School is on hold due to special request or circumstance
Ordering	In process of ordering - some funds but not all have been spent
Closing Out	School has substantially completed the order phase. Delivery monitored.
Closed	Project complete. No more orders will be initiated

Section 3: Music Equipment by Category

Anderson, Boyd H. High School	Qty	Amount
Brass Instruments	94	\$138,896.39
Furniture/Equipment (Risers, Stands, etc.)	21	\$26,679.00
Music Accessories (cases, adapters, attachments, etc.)	3	\$9,231.00
Percussion Instruments	27	\$16,910.16
String Instruments	33	\$15,952.00
Woodwind Instruments	106	\$92,301.35
School Totals:	284	\$299,969.90

Apollo Middle School	Qty	Amount
Brass Instruments	28	\$28,743.90
Furniture/Equipment (Risers, Stands, etc.)	6	\$503.88
Music Accessories (cases, adapters, attachments, etc.)	3	\$179.30
Percussion Instruments	69	\$30,894.78
Piano/Keyboard Instruments	3	\$2,194.98
Sound Amplification (Microphones, Amplifiers, etc)	7	\$2,999.93
String Instruments	2	\$2,895.00
Woodwind Instruments	28	\$31,581.01
School Totals:	146	\$99,992.78

Atlantic West Elementary School	Qty	Amount
Furniture/Equipment (Risers, Stands, etc.)	26	\$6,259.37
Music Accessories (cases, adapters, attachments, etc.)	1	\$277.50
Percussion Instruments	119	\$6,244.01
Piano/Keyboard Instruments	3	\$32,216.00
Sound Amplification (Microphones, Amplifiers, etc)	1	\$212.27
String Instruments	28	\$2,214.15
Woodwind Instruments	502	\$2,561.56
School Totals:	680	\$49,984.86

Attucks Middle School	Qty	Amount
Brass Instruments	49	\$57,892.41
Furniture/Equipment (Risers, Stands, etc.)	1	\$106.40
Percussion Instruments	4	\$4,185.80
Woodwind Instruments	55	\$37,785.27
School Totals:	109	\$99,969.88

Bair Middle School	Qty	Amount
Brass Instruments	32	\$54,701.34
Furniture/Equipment (Risers, Stands, etc.)	1	\$115.50
Music Accessories (cases, adapters, attachments, etc.)	17	\$798.46
Percussion Instruments	13	\$6,617.31
Woodwind Instruments	24	\$37,764.41
School Totals:	87	\$99,997.02

Banyan Elementary School	Qty	Amount
Brass Instruments	4	\$845.25
Furniture/Equipment (Risers, Stands, etc.)	26	\$9,643.83

Banyan Elementary School	Qty	Amount
Music Accessories (cases, adapters, attachments, etc.)	30	\$721.95
Percussion Instruments	495	\$16,700.92
Piano/Keyboard Instruments	16	\$3,740.40
Sound Amplification (Microphones, Amplifiers, etc)	1	\$6,278.01
String Instruments	11	\$8,839.25
Woodwind Instruments	186	\$3,228.14
School Totals:	769	\$49,997.75

Bayview Elementary School	Qty	Amount
Furniture/Equipment (Risers, Stands, etc.)	46	\$7,152.54
Music Accessories (cases, adapters, attachments, etc.)	66	\$9,752.77
Percussion Instruments	177	\$16,657.76
Sound Amplification (Microphones, Amplifiers, etc)	5	\$2,065.99
String Instruments	4	\$5,035.53
Woodwind Instruments	461	\$5,228.92
School Totals:	759	\$45,893.51

Beachside Montessori Village	Qty	Amount
Brass Instruments	33	\$38,271.37
Furniture/Equipment (Risers, Stands, etc.)	14	\$7,063.74
Music Accessories (cases, adapters, attachments, etc.)	28	\$4,876.48
Percussion Instruments	57	\$5,727.92
Sound Amplification (Microphones, Amplifiers, etc)	34	\$13,824.87
String Instruments	1	\$123.00
Woodwind Instruments	45	\$28,769.65
School Totals:	212	\$98,657.03

Bennett Elementary School	Qty	Amount
Furniture/Equipment (Risers, Stands, etc.)	3	\$4,573.35
Music Accessories (cases, adapters, attachments, etc.)	2	\$88.18
Percussion Instruments	140	\$12,761.14
Sound Amplification (Microphones, Amplifiers, etc)	2	\$975.00
String Instruments	112	\$14,426.74
Woodwind Instruments	100	\$479.00
School Totals:	359	\$33,303.41

Bethune, Mary M. Elementary School	Qty	Amount
Brass Instruments	54	\$24,505.80
Furniture/Equipment (Risers, Stands, etc.)	1	\$106.40
Percussion Instruments	1	\$403.20
String Instruments	58	\$2,126.12
Woodwind Instruments	35	\$22,857.14
School Totals:	149	\$49,998.66

Boulevard Heights Elementary School	Qty	Amount
Brass Instruments	23	\$4,169.76
Furniture/Equipment (Risers, Stands, etc.)	31	\$2,299.33

Section 3: Music Equipment by Category

Boulevard Heights Elementary School	Qty	Amount
Music Accessories (cases, adapters, attachments, etc.)	26	\$696.91
Percussion Instruments	264	\$26,199.16
Sound Amplification (Microphones, Amplifiers, etc)	12	\$14,086.02
String Instruments	1	\$1,850.00
Woodwind Instruments	140	\$698.60
School Totals:	497	\$49,999.78

Broadview Elementary School	Qty	Amount
Brass Instruments	4	\$2,322.00
Furniture/Equipment (Risers, Stands, etc.)	57	\$18,371.50
Music Accessories (cases, adapters, attachments, etc.)	2	\$28.28
Percussion Instruments	127	\$16,547.58
Piano/Keyboard Instruments	1	\$599.99
Sound Amplification (Microphones, Amplifiers, etc)	2	\$975.00
String Instruments	4	\$3,925.81
Woodwind Instruments	137	\$905.63
School Totals:	334	\$43,675.79

Broward Estates Elementary School	Qty	Amount
Brass Instruments	2	\$7,071.90
Furniture/Equipment (Risers, Stands, etc.)	63	\$6,300.05
Music Accessories (cases, adapters, attachments, etc.)	60	\$2,525.80
Percussion Instruments	109	\$14,876.56
Sound Amplification (Microphones, Amplifiers, etc)	25	\$18,500.00
School Totals:	259	\$49,274.31

Castle Hill Elementary School	Qty	Amount
Brass Instruments	16	\$3,685.48
Furniture/Equipment (Risers, Stands, etc.)	30	\$3,457.80
Music Accessories (cases, adapters, attachments, etc.)	10	\$252.76
Percussion Instruments	304	\$27,167.06
Sound Amplification (Microphones, Amplifiers, etc)	6	\$1,448.55
String Instruments	34	\$11,880.58
Woodwind Instruments	35	\$1,622.15
School Totals:	435	\$49,514.38

Central Park Elementary School	Qty	Amount
Brass Instruments	3	\$1,741.50
Furniture/Equipment (Risers, Stands, etc.)	13	\$3,682.08
Music Accessories (cases, adapters, attachments, etc.)	4	\$54.88
Percussion Instruments	84	\$9,841.12
Piano/Keyboard Instruments	2	\$25,344.45
Woodwind Instruments	218	\$3,018.43
School Totals:	324	\$43,682.46

Challenger Elementary School	Qty	Amount
Brass Instruments	11	\$3,868.08

Challenger Elementary School	Qty	Amount
Furniture/Equipment (Risers, Stands, etc.)	49	\$4,561.31
Percussion Instruments	253	\$11,365.47
Piano/Keyboard Instruments	1	\$599.99
Sound Amplification (Microphones, Amplifiers, etc)	2	\$12,556.02
String Instruments	71	\$13,205.72
Woodwind Instruments	504	\$3,842.96
School Totals:	891	\$49,999.55

Chapel Trail Elementary School	Qty	Amount
Brass Instruments	7	\$885.47
Furniture/Equipment (Risers, Stands, etc.)	9	\$1,074.67
Percussion Instruments	209	\$10,459.73
Piano/Keyboard Instruments	5	\$26,413.78
Sound Amplification (Microphones, Amplifiers, etc)	4	\$1,950.00
String Instruments	30	\$5,192.54
Woodwind Instruments	11	\$1,416.86
School Totals:	275	\$47,393.05

Coconut Creek Elementary School	Qty	Amount
Brass Instruments	4	\$2,691.00
Furniture/Equipment (Risers, Stands, etc.)	44	\$2,324.14
Percussion Instruments	501	\$19,474.15
Sound Amplification (Microphones, Amplifiers, etc)	22	\$8,420.49
String Instruments	48	\$15,537.61
Woodwind Instruments	44	\$1,499.59
School Totals:	663	\$49,946.98

Coconut Creek High School	Qty	Amount
Brass Instruments	59	\$134,492.90
Furniture/Equipment (Risers, Stands, etc.)	84	\$5,558.30
Music Accessories (cases, adapters, attachments, etc.)	49	\$2,591.78
Percussion Instruments	48	\$35,022.50
Sound Amplification (Microphones, Amplifiers, etc)	8	\$2,099.92
String Instruments	15	\$8,904.98
Woodwind Instruments	60	\$111,324.44
School Totals:	323	\$299,994.82

Coconut Palm Elementary School	Qty	Amount
Brass Instruments	18	\$2,003.68
Furniture/Equipment (Risers, Stands, etc.)	67	\$11,456.38
Music Accessories (cases, adapters, attachments, etc.)	54	\$5,933.96
Percussion Instruments	85	\$4,693.78
Piano/Keyboard Instruments	2	\$809.39
Sound Amplification (Microphones, Amplifiers, etc)	34	\$14,580.84
String Instruments	56	\$9,853.76
Woodwind Instruments	56	\$583.44
School Totals:	372	\$49,915.23

Section 3: Music Equipment by Category

Colbert Elementary School	Qty	Amount
Brass Instruments	4	\$2,691.00
Furniture/Equipment (Risers, Stands, etc.)	51	\$9,654.54
Music Accessories (cases, adapters, attachments, etc.)	2	\$28.28
Percussion Instruments	109	\$10,763.94
Sound Amplification (Microphones, Amplifiers, etc)	2	\$699.98
String Instruments	69	\$25,042.64
Woodwind Instruments	12	\$1,118.92
School Totals:	249	\$49,999.30

Cooper City Elementary School	Qty	Amount
Brass Instruments	4	\$2,691.00
Furniture/Equipment (Risers, Stands, etc.)	73	\$8,004.59
Music Accessories (cases, adapters, attachments, etc.)	1	\$28.50
Percussion Instruments	160	\$11,352.50
Piano/Keyboard Instruments	1	\$599.99
Sound Amplification (Microphones, Amplifiers, etc)	3	\$13,056.01
String Instruments	43	\$8,009.60
Woodwind Instruments	34	\$1,952.70
School Totals:	319	\$45,694.89

Cooper City High School	Qty	Amount
Brass Instruments	58	\$155,932.22
Music Accessories (cases, adapters, attachments, etc.)	3	\$215.95
Percussion Instruments	49	\$34,415.69
Woodwind Instruments	56	\$109,431.69
School Totals:	166	\$299,995.55

Coral Cove Elementary School	Qty	Amount
Brass Instruments	14	\$3,111.50
Furniture/Equipment (Risers, Stands, etc.)	26	\$4,917.00
Percussion Instruments	201	\$6,127.95
Piano/Keyboard Instruments	10	\$5,999.90
Sound Amplification (Microphones, Amplifiers, etc)	3	\$7,277.99
String Instruments	89	\$18,539.99
Woodwind Instruments	8	\$327.92
School Totals:	351	\$46,302.25

Coral Glades High School	Qty	Amount
Brass Instruments	17	\$63,563.57
Furniture/Equipment (Risers, Stands, etc.)	276	\$67,729.92
Music Accessories (cases, adapters, attachments, etc.)	25	\$6,564.60
Percussion Instruments	10	\$7,858.24
Piano/Keyboard Instruments	2	\$81,583.06
Sound Amplification (Microphones, Amplifiers, etc)	1	\$899.99
String Instruments	4	\$11,440.80
Woodwind Instruments	25	\$60,359.07
School Totals:	360	\$299,999.25

Coral Park Elementary School	Qty	Amount
Brass Instruments	30	\$7,332.00
Furniture/Equipment (Risers, Stands, etc.)	60	\$12,861.45
Music Accessories (cases, adapters, attachments, etc.)	1	\$28.50
Percussion Instruments	160	\$16,521.87
Piano/Keyboard Instruments	1	\$549.45
Sound Amplification (Microphones, Amplifiers, etc)	2	\$6,778.00
String Instruments	6	\$5,392.99
Woodwind Instruments	1	\$535.50
School Totals:	261	\$49,999.76

Coral Springs Pre-K - 8	Qty	Amount
Brass Instruments	35	\$6,247.50
Furniture/Equipment (Risers, Stands, etc.)	79	\$6,200.54
Music Accessories (cases, adapters, attachments, etc.)	35	\$1,543.15
Percussion Instruments	357	\$10,552.39
Piano/Keyboard Instruments	35	\$7,329.00
String Instruments	53	\$14,817.44
Woodwind Instruments	105	\$2,592.45
School Totals:	699	\$49,282.47

Coral Springs High School	Qty	Amount
Brass Instruments	22	\$52,499.50
Furniture/Equipment (Risers, Stands, etc.)	15	\$12,339.06
Percussion Instruments	5	\$2,513.10
Piano/Keyboard Instruments	11	\$8,009.89
Woodwind Instruments	35	\$89,531.85
School Totals:	88	\$164,893.40

Coral Springs Middle School	Qty	Amount
Brass Instruments	13	\$50,864.40
Music Accessories (cases, adapters, attachments, etc.)	1	\$858.85
Percussion Instruments	7	\$7,559.55
Woodwind Instruments	12	\$40,716.73
School Totals:	33	\$99,999.53

Country Hills Elementary School	Qty	Amount
Brass Instruments	2	\$1,161.00
Furniture/Equipment (Risers, Stands, etc.)	152	\$27,796.00
Percussion Instruments	13	\$4,025.22
String Instruments	36	\$12,040.80
Woodwind Instruments	5	\$386.45
School Totals:	208	\$45,409.47

Country Isles Elementary School	Qty	Amount
Brass Instruments	5	\$2,227.02
Furniture/Equipment (Risers, Stands, etc.)	33	\$7,841.62
Music Accessories (cases, adapters, attachments, etc.)	3	\$101.48
Percussion Instruments	178	\$12,093.81
Piano/Keyboard Instruments	19	\$4,368.60

Section 3: Music Equipment by Category

Country Isles Elementary School	Qty	Amount
Sound Amplification (Microphones, Amplifiers, etc.)	3	\$7,127.99
String Instruments	48	\$13,720.03
Woodwind Instruments	97	\$2,518.57
School Totals:	386	\$49,999.12

Cresthaven Elementary School	Qty	Amount
Brass Instruments	4	\$2,691.00
Furniture/Equipment (Risers, Stands, etc.)	31	\$6,546.39
Percussion Instruments	313	\$16,327.22
Piano/Keyboard Instruments	1	\$599.99
Sound Amplification (Microphones, Amplifiers, etc.)	1	\$6,278.01
String Instruments	19	\$11,013.60
Woodwind Instruments	167	\$6,542.03
School Totals:	536	\$49,998.24

Croissant Park Elementary School	Qty	Amount
Furniture/Equipment (Risers, Stands, etc.)	42	\$10,291.67
Music Accessories (cases, adapters, attachments, etc.)	41	\$1,592.44
Percussion Instruments	52	\$11,293.85
Piano/Keyboard Instruments	2	\$7,421.00
Sound Amplification (Microphones, Amplifiers, etc.)	12	\$7,790.79
String Instruments	46	\$9,721.25
Woodwind Instruments	129	\$1,863.23
School Totals:	324	\$49,974.23

Cross Creek School	Qty	Amount
Music Accessories (cases, adapters, attachments, etc.)	25	\$546.53
Percussion Instruments	89	\$9,311.11
Piano/Keyboard Instruments	52	\$19,623.00
Sound Amplification (Microphones, Amplifiers, etc.)	11	\$9,237.01
String Instruments	33	\$9,264.80
Woodwind Instruments	111	\$1,526.36
School Totals:	321	\$49,508.81

Cypress Bay High School	Qty	Amount
Brass Instruments	16	\$66,921.64
Furniture/Equipment (Risers, Stands, etc.)	217	\$32,311.85
Music Accessories (cases, adapters, attachments, etc.)	106	\$8,590.38
Percussion Instruments	16	\$26,835.36
Piano/Keyboard Instruments	38	\$117,865.00
String Instruments	96	\$9,751.30
Woodwind Instruments	11	\$36,758.84
School Totals:	500	\$299,034.37

Cypress Elementary School	Qty	Amount
Brass Instruments	4	\$1,831.02
Furniture/Equipment (Risers, Stands, etc.)	12	\$2,676.10
Music Accessories (cases, adapters, attachments, etc.)	3	\$116.62

Cypress Elementary School	Qty	Amount
Percussion Instruments	200	\$15,578.06
Piano/Keyboard Instruments	4	\$14,742.10
Sound Amplification (Microphones, Amplifiers, etc.)	1	\$375.00
String Instruments	28	\$11,664.69
Woodwind Instruments	138	\$2,723.01
School Totals:	390	\$49,706.60

Dandy, William Middle School	Qty	Amount
Brass Instruments	25	\$41,010.28
Furniture/Equipment (Risers, Stands, etc.)	11	\$1,273.15
Music Accessories (cases, adapters, attachments, etc.)	12	\$494.84
Percussion Instruments	26	\$16,107.23
Piano/Keyboard Instruments	2	\$1,199.98
Sound Amplification (Microphones, Amplifiers, etc.)	6	\$2,359.94
String Instruments	1	\$349.99
Woodwind Instruments	47	\$37,200.93
School Totals:	130	\$99,996.34

Dania Elementary School	Qty	Amount
Brass Instruments	2	\$258.49
Furniture/Equipment (Risers, Stands, etc.)	56	\$12,030.26
Music Accessories (cases, adapters, attachments, etc.)	3	\$238.65
Percussion Instruments	250	\$15,475.12
Piano/Keyboard Instruments	8	\$1,675.20
Sound Amplification (Microphones, Amplifiers, etc.)	1	\$375.00
String Instruments	108	\$19,620.53
Woodwind Instruments	3	\$326.72
School Totals:	431	\$49,999.97

Dave Thomas Education Center-West	Qty	Amount
Sound Amplification (Microphones, Amplifiers, etc.)	26	\$50,000.00
School Totals:	26	\$50,000.00

Davie Elementary School	Qty	Amount
Furniture/Equipment (Risers, Stands, etc.)	77	\$4,697.31
Music Accessories (cases, adapters, attachments, etc.)	5	\$70.70
Percussion Instruments	306	\$19,231.10
Piano/Keyboard Instruments	1	\$24,795.00
Woodwind Instruments	249	\$1,192.71
School Totals:	638	\$49,986.82

Deerfield Beach Elementary School	Qty	Amount
Furniture/Equipment (Risers, Stands, etc.)	61	\$3,253.29
Percussion Instruments	101	\$14,459.51
Piano/Keyboard Instruments	1	\$24,795.00
Sound Amplification (Microphones, Amplifiers, etc.)	7	\$6,325.11
Woodwind Instruments	68	\$1,167.08
School Totals:	238	\$49,999.99

Section 3: Music Equipment by Category

Deerfield Beach Middle School	Qty	Amount
Brass Instruments	8	\$2,984.00
Music Accessories (cases, adapters, attachments, etc.)	7	\$306.50
Percussion Instruments	12	\$2,335.00
Piano/Keyboard Instruments	1	\$1,440.00
Woodwind Instruments	25	\$5,404.50
School Totals:	53	\$12,470.00

Deerfield Park Elementary School	Qty	Amount
Brass Instruments	12	\$3,568.00
Furniture/Equipment (Risers, Stands, etc.)	29	\$9,426.10
Music Accessories (cases, adapters, attachments, etc.)	17	\$1,164.03
Percussion Instruments	120	\$14,962.33
Piano/Keyboard Instruments	8	\$4,395.60
Sound Amplification (Microphones, Amplifiers, etc)	2	\$949.99
String Instruments	35	\$10,496.20
Woodwind Instruments	103	\$1,671.50
School Totals:	326	\$46,633.75

Dillard 6-12 School	Qty	Amount
Brass Instruments	59	\$159,890.66
Music Accessories (cases, adapters, attachments, etc.)	53	\$4,539.06
Percussion Instruments	24	\$15,678.40
Piano/Keyboard Instruments	2	\$3,731.19
Sound Amplification (Microphones, Amplifiers, etc)	5	\$5,167.97
Woodwind Instruments	42	\$110,992.03
School Totals:	185	\$299,999.31

Dillard Elementary School	Qty	Amount
Furniture/Equipment (Risers, Stands, etc.)	78	\$6,821.02
Music Accessories (cases, adapters, attachments, etc.)	27	\$916.49
Percussion Instruments	134	\$22,600.29
Piano/Keyboard Instruments	2	\$7,421.59
Sound Amplification (Microphones, Amplifiers, etc)	5	\$8,053.00
String Instruments	31	\$4,037.39
School Totals:	277	\$49,849.78

Discovery Elementary School	Qty	Amount
Brass Instruments	4	\$842.52
Furniture/Equipment (Risers, Stands, etc.)	77	\$10,830.28
Music Accessories (cases, adapters, attachments, etc.)	15	\$3,732.00
Percussion Instruments	36	\$2,348.38
Sound Amplification (Microphones, Amplifiers, etc)	23	\$11,421.00
String Instruments	60	\$10,828.72
School Totals:	215	\$40,002.90

Dolphin Bay Elementary School	Qty	Amount
Brass Instruments	28	\$4,998.00

Dolphin Bay Elementary School	Qty	Amount
Furniture/Equipment (Risers, Stands, etc.)	16	\$3,334.30
Music Accessories (cases, adapters, attachments, etc.)	20	\$782.00
Percussion Instruments	180	\$6,341.30
Piano/Keyboard Instruments	4	\$837.60
Sound Amplification (Microphones, Amplifiers, etc)	7	\$8,727.99
String Instruments	95	\$16,327.53
Woodwind Instruments	305	\$2,369.45
School Totals:	655	\$43,718.17

Drew, Charles Elementary School	Qty	Amount
Furniture/Equipment (Risers, Stands, etc.)	92	\$5,872.59
Percussion Instruments	17	\$1,648.78
Piano/Keyboard Instruments	3	\$25,994.98
Sound Amplification (Microphones, Amplifiers, etc)	6	\$14,286.00
String Instruments	6	\$1,775.82
Woodwind Instruments	4	\$401.21
School Totals:	128	\$49,979.38

Driftwood Elementary School	Qty	Amount
Brass Instruments	11	\$4,929.00
Furniture/Equipment (Risers, Stands, etc.)	53	\$5,999.97
Percussion Instruments	146	\$17,089.05
Sound Amplification (Microphones, Amplifiers, etc)	3	\$7,127.99
String Instruments	42	\$12,781.72
Woodwind Instruments	35	\$1,757.68
School Totals:	290	\$49,685.41

Driftwood Middle School	Qty	Amount
Brass Instruments	35	\$52,127.27
Music Accessories (cases, adapters, attachments, etc.)	1	\$373.30
Percussion Instruments	3	\$6,156.20
Woodwind Instruments	36	\$41,343.09
School Totals:	75	\$99,999.86

Eagle Point Elementary School	Qty	Amount
Brass Instruments	4	\$1,831.02
Furniture/Equipment (Risers, Stands, etc.)	123	\$13,462.67
Music Accessories (cases, adapters, attachments, etc.)	3	\$116.68
Percussion Instruments	46	\$3,593.30
Piano/Keyboard Instruments	25	\$5,235.00
Sound Amplification (Microphones, Amplifiers, etc)	4	\$7,727.99
String Instruments	65	\$17,984.94
School Totals:	270	\$49,951.60

Eagle Ridge Elementary School	Qty	Amount
Brass Instruments	32	\$3,560.70
Furniture/Equipment (Risers, Stands, etc.)	5	\$3,184.40

Section 3: Music Equipment by Category

Eagle Ridge Elementary School	Qty	Amount
Music Accessories (cases, adapters, attachments, etc.)	1	\$28.50
Percussion Instruments	229	\$14,651.62
Piano/Keyboard Instruments	1	\$6,821.60
Sound Amplification (Microphones, Amplifiers, etc)	1	\$6,278.01
String Instruments	65	\$9,911.88
Woodwind Instruments	279	\$5,561.49
School Totals:	613	\$49,998.20

Ely, Blanche High School	Qty	Amount
Brass Instruments	57	\$137,508.98
Furniture/Equipment (Risers, Stands, etc.)	29	\$22,947.01
Music Accessories (cases, adapters, attachments, etc.)	1	\$5,302.85
Percussion Instruments	9	\$9,286.83
Sound Amplification (Microphones, Amplifiers, etc)	4	\$2,450.00
String Instruments	3	\$4,350.00
Woodwind Instruments	61	\$118,124.11
School Totals:	164	\$299,969.78

Embassy Creek Elementary School	Qty	Amount
Brass Instruments	7	\$4,617.00
Furniture/Equipment (Risers, Stands, etc.)	19	\$2,774.33
Percussion Instruments	216	\$26,274.22
Piano/Keyboard Instruments	2	\$758.85
Sound Amplification (Microphones, Amplifiers, etc)	2	\$750.00
String Instruments	8	\$12,675.00
School Totals:	254	\$47,849.40

Endeavour Primary Learning Center	Qty	Amount
Furniture/Equipment (Risers, Stands, etc.)	49	\$10,161.36
Music Accessories (cases, adapters, attachments, etc.)	7	\$301.30
Percussion Instruments	315	\$13,605.95
Sound Amplification (Microphones, Amplifiers, etc)	17	\$15,434.50
String Instruments	37	\$8,979.14
Woodwind Instruments	304	\$1,516.96
School Totals:	729	\$49,999.21

Everglades Elementary School	Qty	Amount
Brass Instruments	47	\$10,034.25
Furniture/Equipment (Risers, Stands, etc.)	44	\$11,442.25
Music Accessories (cases, adapters, attachments, etc.)	4	\$160.77
Percussion Instruments	181	\$11,192.61
Sound Amplification (Microphones, Amplifiers, etc)	1	\$6,278.01
String Instruments	27	\$10,395.00
Woodwind Instruments	35	\$454.81
School Totals:	339	\$49,957.70

Everglades High School	Qty	Amount
Brass Instruments	38	\$102,974.23
Furniture/Equipment (Risers, Stands, etc.)	95	\$48,858.07
Music Accessories (cases, adapters, attachments, etc.)	65	\$32,378.18
Percussion Instruments	42	\$32,857.05
Piano/Keyboard Instruments	8	\$6,296.04
Sound Amplification (Microphones, Amplifiers, etc)	43	\$26,258.99
String Instruments	6	\$7,264.18
Woodwind Instruments	30	\$42,963.66
School Totals:	327	\$299,850.40

Fairway Elementary School	Qty	Amount
Brass Instruments	11	\$2,606.10
Furniture/Equipment (Risers, Stands, etc.)	75	\$5,838.54
Music Accessories (cases, adapters, attachments, etc.)	8	\$119.06
Percussion Instruments	230	\$14,249.75
Piano/Keyboard Instruments	16	\$3,690.45
Sound Amplification (Microphones, Amplifiers, etc)	4	\$1,449.98
String Instruments	100	\$20,818.73
Woodwind Instruments	6	\$796.08
School Totals:	450	\$49,568.69

Falcon Cove Middle School	Qty	Amount
Brass Instruments	17	\$52,624.28
Furniture/Equipment (Risers, Stands, etc.)	2	\$212.40
Music Accessories (cases, adapters, attachments, etc.)	1	\$44.85
Percussion Instruments	10	\$10,139.20
Woodwind Instruments	8	\$36,977.52
School Totals:	38	\$99,998.25

Flamingo Elementary School	Qty	Amount
Brass Instruments	30	\$2,300.70
Furniture/Equipment (Risers, Stands, etc.)	15	\$1,126.44
Music Accessories (cases, adapters, attachments, etc.)	3	\$106.13
Percussion Instruments	96	\$11,836.40
Piano/Keyboard Instruments	2	\$1,098.90
Sound Amplification (Microphones, Amplifiers, etc)	4	\$7,703.01
String Instruments	108	\$24,375.49
Woodwind Instruments	125	\$1,452.25
School Totals:	383	\$49,999.32

Flanagan, Charles W. High School	Qty	Amount
Brass Instruments	57	\$164,181.58
Furniture/Equipment (Risers, Stands, etc.)	6	\$749.90
Music Accessories (cases, adapters, attachments, etc.)	52	\$5,281.00
Percussion Instruments	23	\$30,655.49
Piano/Keyboard Instruments	4	\$5,546.73

Section 3: Music Equipment by Category

Flanagan, Charles W. High School	Qty	Amount
Sound Amplification (Microphones, Amplifiers, etc.)	3	\$1,587.75
String Instruments	30	\$4,899.00
Woodwind Instruments	35	\$86,432.40
School Totals:	210	\$299,333.85

Floranada Elementary School	Qty	Amount
Furniture/Equipment (Risers, Stands, etc.)	111	\$11,647.27
Music Accessories (cases, adapters, attachments, etc.)	1	\$79.55
Percussion Instruments	80	\$11,832.38
Sound Amplification (Microphones, Amplifiers, etc.)	3	\$1,224.98
String Instruments	63	\$19,529.83
Woodwind Instruments	4	\$1,274.24
School Totals:	262	\$45,588.25

Forest Hills Elementary School	Qty	Amount
Furniture/Equipment (Risers, Stands, etc.)	17	\$1,999.85
Music Accessories (cases, adapters, attachments, etc.)	1	\$14.14
Percussion Instruments	172	\$9,567.30
Piano/Keyboard Instruments	2	\$25,344.45
Sound Amplification (Microphones, Amplifiers, etc.)	4	\$7,603.00
String Instruments	36	\$4,507.79
Woodwind Instruments	139	\$959.91
School Totals:	371	\$49,996.44

Fort Lauderdale High School	Qty	Amount
Brass Instruments	61	\$129,545.14
Furniture/Equipment (Risers, Stands, etc.)	6	\$3,504.57
Music Accessories (cases, adapters, attachments, etc.)	12	\$3,348.92
Percussion Instruments	40	\$36,502.93
Piano/Keyboard Instruments	1	\$3,231.20
Sound Amplification (Microphones, Amplifiers, etc.)	8	\$3,152.94
String Instruments	1	\$1,405.50
Woodwind Instruments	64	\$119,302.52
School Totals:	193	\$299,993.72

Fox Trail Elementary School	Qty	Amount
Brass Instruments	9	\$6,147.00
Furniture/Equipment (Risers, Stands, etc.)	31	\$3,517.00
Percussion Instruments	42	\$11,301.25
Piano/Keyboard Instruments	2	\$25,394.40
String Instruments	30	\$3,634.80
School Totals:	114	\$49,994.45

Gator Run Elementary School	Qty	Amount
Brass Instruments	2	\$825.79
Furniture/Equipment (Risers, Stands, etc.)	12	\$4,560.49
Music Accessories (cases, adapters, attachments, etc.)	2	\$88.18

Gator Run Elementary School	Qty	Amount
Percussion Instruments	83	\$9,315.03
Piano/Keyboard Instruments	2	\$25,394.40
Sound Amplification (Microphones, Amplifiers, etc.)	3	\$1,425.00
String Instruments	30	\$4,053.62
Woodwind Instruments	2	\$867.77
School Totals:	136	\$46,530.28

Glades Middle School	Qty	Amount
Brass Instruments	22	\$38,287.90
Furniture/Equipment (Risers, Stands, etc.)	6	\$735.60
Music Accessories (cases, adapters, attachments, etc.)	4	\$124.38
Percussion Instruments	15	\$21,727.99
Piano/Keyboard Instruments	1	\$599.99
Sound Amplification (Microphones, Amplifiers, etc.)	2	\$749.98
Woodwind Instruments	29	\$37,768.99
School Totals:	79	\$99,994.83

Griffin Elementary School	Qty	Amount
Brass Instruments	8	\$5,382.00
Furniture/Equipment (Risers, Stands, etc.)	70	\$10,032.41
Music Accessories (cases, adapters, attachments, etc.)	3	\$85.32
Percussion Instruments	329	\$23,866.26
Sound Amplification (Microphones, Amplifiers, etc.)	2	\$999.98
String Instruments	37	\$5,082.42
Woodwind Instruments	139	\$4,551.20
School Totals:	588	\$49,999.59

Gulfstream Academy of Hallandale Beach	Qty	Amount
Brass Instruments	30	\$41,615.45
Furniture/Equipment (Risers, Stands, etc.)	2	\$212.80
Music Accessories (cases, adapters, attachments, etc.)	2	\$1,144.32
Percussion Instruments	16	\$18,938.20
Sound Amplification (Microphones, Amplifiers, etc.)	9	\$3,081.19
Woodwind Instruments	40	\$34,919.53
School Totals:	99	\$99,911.49

Hallandale High School	Qty	Amount
Brass Instruments	99	\$169,680.84
Furniture/Equipment (Risers, Stands, etc.)	34	\$1,664.64
Percussion Instruments	29	\$27,327.16
Woodwind Instruments	110	\$101,290.44
School Totals:	272	\$299,963.08

Harbordale Elementary School	Qty	Amount
Furniture/Equipment (Risers, Stands, etc.)	22	\$11,059.96
Music Accessories (cases, adapters, attachments, etc.)	20	\$1,833.45
Percussion Instruments	43	\$11,715.87

Section 3: Music Equipment by Category

Harbordale Elementary School	Qty	Amount
Piano/Keyboard Instruments	1	\$6,821.60
Sound Amplification (Microphones, Amplifiers, etc)	1	\$6,278.01
String Instruments	21	\$10,665.00
School Totals:	108	\$48,373.89

Hawkes Bluff Elementary School	Qty	Amount
Brass Instruments	6	\$2,818.27
Furniture/Equipment (Risers, Stands, etc.)	16	\$2,117.38
Music Accessories (cases, adapters, attachments, etc.)	3	\$70.69
Percussion Instruments	201	\$8,204.66
Piano/Keyboard Instruments	2	\$25,394.40
Sound Amplification (Microphones, Amplifiers, etc)	6	\$6,809.40
String Instruments	2	\$3,352.50
Woodwind Instruments	3	\$1,192.50
School Totals:	239	\$49,959.80

Henry D. Perry Education Center	Qty	Amount
Piano/Keyboard Instruments	25	\$40,145.50
Sound Amplification (Microphones, Amplifiers, etc)	1	\$9,854.50
School Totals:	26	\$50,000.00

Heron Heights Elementary School	Qty	Amount
Furniture/Equipment (Risers, Stands, etc.)	8	\$2,279.60
Music Accessories (cases, adapters, attachments, etc.)	33	\$4,524.00
Percussion Instruments	21	\$1,797.00
Sound Amplification (Microphones, Amplifiers, etc)	32	\$25,061.00
String Instruments	2	\$2,589.99
Woodwind Instruments	8	\$729.98
School Totals:	104	\$36,981.57

Hollywood Central Elementary School	Qty	Amount
Brass Instruments	2	\$465.01
Furniture/Equipment (Risers, Stands, etc.)	17	\$3,114.32
Percussion Instruments	88	\$12,508.50
Piano/Keyboard Instruments	3	\$8,021.58
Sound Amplification (Microphones, Amplifiers, etc)	2	\$6,778.00
String Instruments	57	\$17,907.90
Woodwind Instruments	6	\$1,204.16
School Totals:	175	\$49,999.47

Hollywood Hills Elementary School	Qty	Amount
Brass Instruments	1	\$222.25
Furniture/Equipment (Risers, Stands, etc.)	23	\$11,801.02
Music Accessories (cases, adapters, attachments, etc.)	2	\$57.39
Percussion Instruments	197	\$8,483.46
Piano/Keyboard Instruments	1	\$24,795.00
Sound Amplification (Microphones, Amplifiers, etc)	1	\$375.00

Hollywood Hills Elementary School	Qty	Amount
String Instruments	2	\$3,555.00
School Totals:	227	\$49,289.12

Hollywood Hills High School	Qty	Amount
Brass Instruments	67	\$171,976.83
Furniture/Equipment (Risers, Stands, etc.)	6	\$7,878.36
Music Accessories (cases, adapters, attachments, etc.)	8	\$1,313.50
Percussion Instruments	25	\$62,354.41
Sound Amplification (Microphones, Amplifiers, etc)	29	\$11,332.00
Woodwind Instruments	26	\$40,688.55
School Totals:	161	\$295,543.65

Hollywood Park Elementary School	Qty	Amount
Brass Instruments	7	\$3,572.52
Furniture/Equipment (Risers, Stands, etc.)	13	\$2,751.26
Music Accessories (cases, adapters, attachments, etc.)	3	\$41.58
Percussion Instruments	156	\$16,923.56
Piano/Keyboard Instruments	2	\$7,371.05
Sound Amplification (Microphones, Amplifiers, etc)	4	\$7,378.00
String Instruments	28	\$10,204.35
Woodwind Instruments	6	\$1,756.74
School Totals:	219	\$49,999.06

Horizon Elementary School	Qty	Amount
Brass Instruments	2	\$485.52
Furniture/Equipment (Risers, Stands, etc.)	105	\$13,181.37
Percussion Instruments	195	\$12,080.93
Piano/Keyboard Instruments	3	\$7,920.50
Sound Amplification (Microphones, Amplifiers, etc)	3	\$1,200.00
String Instruments	53	\$13,085.18
Woodwind Instruments	7	\$1,995.47
School Totals:	368	\$49,948.97

Hunt, James S. Elementary School	Qty	Amount
Brass Instruments	1	\$580.50
Furniture/Equipment (Risers, Stands, etc.)	27	\$2,123.06
Music Accessories (cases, adapters, attachments, etc.)	1	\$44.09
Percussion Instruments	97	\$6,714.15
Piano/Keyboard Instruments	3	\$32,216.00
Sound Amplification (Microphones, Amplifiers, etc)	1	\$6,278.01
Woodwind Instruments	305	\$1,682.37
School Totals:	435	\$49,638.18

Indian Ridge Middle School	Qty	Amount
Brass Instruments	28	\$33,054.95
Furniture/Equipment (Risers, Stands, etc.)	3	\$336.30
Percussion Instruments	7	\$23,686.90
Woodwind Instruments	29	\$42,918.68

Section 3: Music Equipment by Category

Indian Ridge Middle School	Qty	Amount
School Totals:	67	\$99,996.83

Indian Trace Elementary School	Qty	Amount
Brass Instruments	12	\$2,112.40
Furniture/Equipment (Risers, Stands, etc.)	29	\$10,208.20
Music Accessories (cases, adapters, attachments, etc.)	40	\$2,433.40
Percussion Instruments	50	\$14,730.66
Piano/Keyboard Instruments	1	\$599.40
Sound Amplification (Microphones, Amplifiers, etc)	2	\$6,778.00
String Instruments	62	\$11,942.10
Woodwind Instruments	3	\$1,192.50
School Totals:	199	\$49,996.66

King, Martin Luther (Dr. Martin Luther King, Jr.)	Qty	Amount
Brass Instruments	2	\$485.52
Furniture/Equipment (Risers, Stands, etc.)	22	\$4,436.47
Music Accessories (cases, adapters, attachments, etc.)	12	\$608.72
Percussion Instruments	306	\$27,591.42
Sound Amplification (Microphones, Amplifiers, etc)	4	\$155.44
String Instruments	57	\$16,002.30
School Totals:	403	\$49,279.87

Lake Forest Elementary School	Qty	Amount
Brass Instruments	2	\$1,345.50
Furniture/Equipment (Risers, Stands, etc.)	61	\$4,867.85
Music Accessories (cases, adapters, attachments, etc.)	4	\$185.70
Percussion Instruments	63	\$15,181.25
Sound Amplification (Microphones, Amplifiers, etc)	2	\$12,556.02
String Instruments	19	\$7,987.35
Woodwind Instruments	457	\$7,837.51
School Totals:	608	\$49,961.18

Lakeside Elementary School	Qty	Amount
Brass Instruments	1	\$178.50
Furniture/Equipment (Risers, Stands, etc.)	54	\$15,987.69
Music Accessories (cases, adapters, attachments, etc.)	3	\$141.59
Percussion Instruments	114	\$12,619.27
Piano/Keyboard Instruments	11	\$2,693.40
Sound Amplification (Microphones, Amplifiers, etc)	7	\$8,343.69
String Instruments	35	\$7,972.86
Woodwind Instruments	136	\$2,055.40
School Totals:	361	\$49,992.40

Lauderdale Lakes Middle School	Qty	Amount
Brass Instruments	48	\$42,443.92
Furniture/Equipment (Risers, Stands, etc.)	12	\$892.00
Music Accessories (cases, adapters, attachments, etc.)	496	\$10,427.80

Lauderdale Lakes Middle School	Qty	Amount
Percussion Instruments	13	\$4,001.68
Sound Amplification (Microphones, Amplifiers, etc)	8	\$1,180.00
String Instruments	14	\$9,928.50
Woodwind Instruments	42	\$31,102.49
School Totals:	633	\$99,976.39

Lauderhill 6-12 School	Qty	Amount
Brass Instruments	62	\$89,176.04
Furniture/Equipment (Risers, Stands, etc.)	27	\$30,868.75
Music Accessories (cases, adapters, attachments, etc.)	15	\$5,805.44
Percussion Instruments	85	\$38,060.99
Piano/Keyboard Instruments	1	\$599.99
Sound Amplification (Microphones, Amplifiers, etc)	4	\$1,969.96
String Instruments	2	\$749.98
Woodwind Instruments	267	\$81,732.49
School Totals:	463	\$248,963.64

Lauderhill-Paul Turner Elementary School	Qty	Amount
Furniture/Equipment (Risers, Stands, etc.)	39	\$9,969.75
Percussion Instruments	147	\$8,484.65
Piano/Keyboard Instruments	1	\$24,795.00
Sound Amplification (Microphones, Amplifiers, etc)	1	\$6,278.01
String Instruments	1	\$113.99
Woodwind Instruments	13	\$357.25
School Totals:	202	\$49,998.65

Liberty Elementary School	Qty	Amount
Brass Instruments	8	\$5,382.00
Furniture/Equipment (Risers, Stands, etc.)	84	\$10,745.76
Music Accessories (cases, adapters, attachments, etc.)	2	\$28.28
Percussion Instruments	176	\$16,970.85
Piano/Keyboard Instruments	19	\$4,758.60
Sound Amplification (Microphones, Amplifiers, etc)	2	\$6,653.01
String Instruments	5	\$3,701.35
Woodwind Instruments	85	\$1,692.67
School Totals:	381	\$49,932.52

Lloyd Estates Elementary School	Qty	Amount
Furniture/Equipment (Risers, Stands, etc.)	152	\$22,068.60
Music Accessories (cases, adapters, attachments, etc.)	16	\$728.00
Percussion Instruments	180	\$10,493.46
Piano/Keyboard Instruments	3	\$1,798.20
Sound Amplification (Microphones, Amplifiers, etc)	2	\$6,778.00
String Instruments	31	\$7,467.43
Woodwind Instruments	6	\$653.44
School Totals:	390	\$49,987.13

Section 3: Music Equipment by Category

Lyons Creek Middle School	Qty	Amount
Brass Instruments	39	\$51,042.03
Furniture/Equipment (Risers, Stands, etc.)	6	\$379.78
Music Accessories (cases, adapters, attachments, etc.)	2	\$42.69
Percussion Instruments	8	\$202.27
Piano/Keyboard Instruments	4	\$2,354.96
Sound Amplification (Microphones, Amplifiers, etc)	3	\$1,499.97
Woodwind Instruments	73	\$44,408.63
School Totals:	135	\$99,930.33

Manatee Bay Elementary School	Qty	Amount
Brass Instruments	28	\$7,191.02
Furniture/Equipment (Risers, Stands, etc.)	49	\$7,105.48
Percussion Instruments	98	\$10,367.33
Piano/Keyboard Instruments	1	\$209.40
Sound Amplification (Microphones, Amplifiers, etc)	11	\$1,612.79
String Instruments	67	\$23,193.47
Woodwind Instruments	6	\$318.69
School Totals:	260	\$49,998.18

Maplewood Elementary School	Qty	Amount
Brass Instruments	7	\$3,531.50
Furniture/Equipment (Risers, Stands, etc.)	20	\$13,608.55
Music Accessories (cases, adapters, attachments, etc.)	3	\$41.58
Percussion Instruments	175	\$17,680.88
Sound Amplification (Microphones, Amplifiers, etc)	1	\$6,278.01
String Instruments	4	\$6,705.00
Woodwind Instruments	27	\$2,046.53
School Totals:	237	\$49,892.05

Margate Elementary School	Qty	Amount
Brass Instruments	19	\$9,669.77
Furniture/Equipment (Risers, Stands, etc.)	9	\$4,259.41
Music Accessories (cases, adapters, attachments, etc.)	4	\$185.70
Percussion Instruments	305	\$20,850.31
String Instruments	29	\$13,156.29
Woodwind Instruments	119	\$1,805.24
School Totals:	485	\$49,926.72

Margate Middle School	Qty	Amount
Brass Instruments	41	\$31,035.50
Furniture/Equipment (Risers, Stands, etc.)	188	\$12,138.84
Music Accessories (cases, adapters, attachments, etc.)	10	\$3,907.02
Percussion Instruments	19	\$17,199.09
Piano/Keyboard Instruments	1	\$599.99
Sound Amplification (Microphones, Amplifiers, etc)	5	\$5,845.46
String Instruments	2	\$799.98
Woodwind Instruments	62	\$28,338.60

Margate Middle School	Qty	Amount
School Totals:	328	\$99,864.48

Markham, C. Robert Elementary School	Qty	Amount
Brass Instruments	15	\$1,499.85
Furniture/Equipment (Risers, Stands, etc.)	9	\$677.43
Music Accessories (cases, adapters, attachments, etc.)	16	\$765.60
Percussion Instruments	177	\$13,810.38
Piano/Keyboard Instruments	1	\$24,795.00
Sound Amplification (Microphones, Amplifiers, etc)	1	\$6,278.00
String Instruments	19	\$2,107.00
School Totals:	238	\$49,933.26

McArthur High School	Qty	Amount
Brass Instruments	52	\$139,631.94
Furniture/Equipment (Risers, Stands, etc.)	45	\$3,309.05
Music Accessories (cases, adapters, attachments, etc.)	104	\$4,247.62
Percussion Instruments	125	\$48,950.87
Piano/Keyboard Instruments	2	\$2,899.99
Sound Amplification (Microphones, Amplifiers, etc)	12	\$11,420.06
String Instruments	1	\$499.99
Woodwind Instruments	41	\$88,911.07
School Totals:	382	\$299,870.59

McNab Elementary School	Qty	Amount
Furniture/Equipment (Risers, Stands, etc.)	116	\$17,089.01
Music Accessories (cases, adapters, attachments, etc.)	31	\$3,364.36
Percussion Instruments	185	\$19,415.95
Piano/Keyboard Instruments	2	\$5,510.40
Sound Amplification (Microphones, Amplifiers, etc)	116	\$1,919.49
String Instruments	8	\$2,487.64
Woodwind Instruments	1	\$213.15
School Totals:	459	\$50,000.00

McNicol Middle School	Qty	Amount
Furniture/Equipment (Risers, Stands, etc.)	1	\$19,000.00
Sound Amplification (Microphones, Amplifiers, etc)	2	\$81,000.00
School Totals:	3	\$100,000.00

Meadowbrook Elementary School	Qty	Amount
Brass Instruments	4	\$1,702.50
Furniture/Equipment (Risers, Stands, etc.)	102	\$11,350.92
Music Accessories (cases, adapters, attachments, etc.)	16	\$2,424.76
Percussion Instruments	77	\$3,102.42
Piano/Keyboard Instruments	25	\$5,235.00
Sound Amplification (Microphones, Amplifiers, etc)	31	\$11,563.37
String Instruments	46	\$12,005.76
Woodwind Instruments	6	\$1,472.23

Section 3: Music Equipment by Category

Meadowbrook Elementary School	Qty	Amount
School Totals:	307	\$48,856.96

Millennium 6-12 Collegiate Academy	Qty	Amount
Brass Instruments	56	\$52,915.04
Furniture/Equipment (Risers, Stands, etc.)	2	\$147.90
Music Accessories (cases, adapters, attachments, etc.)	3	\$424.70
Percussion Instruments	3	\$7,399.40
Sound Amplification (Microphones, Amplifiers, etc)	1	\$899.99
Woodwind Instruments	48	\$37,981.60
School Totals:	113	\$99,768.63

Miramar Elementary School	Qty	Amount
Brass Instruments	14	\$4,934.10
Furniture/Equipment (Risers, Stands, etc.)	32	\$12,220.06
Music Accessories (cases, adapters, attachments, etc.)	1	\$13.30
Percussion Instruments	111	\$13,792.26
Piano/Keyboard Instruments	1	\$549.45
String Instruments	60	\$16,226.50
Woodwind Instruments	5	\$2,263.50
School Totals:	224	\$49,999.17

Miramar High School	Qty	Amount
Brass Instruments	102	\$154,533.65
Furniture/Equipment (Risers, Stands, etc.)	30	\$20,342.11
Music Accessories (cases, adapters, attachments, etc.)	370	\$6,345.54
Percussion Instruments	17	\$7,489.71
Piano/Keyboard Instruments	4	\$2,354.96
Sound Amplification (Microphones, Amplifiers, etc)	4	\$2,549.96
String Instruments	2	\$799.98
Woodwind Instruments	125	\$99,959.34
School Totals:	654	\$294,375.25

Mirror Lake Elementary School	Qty	Amount
Furniture/Equipment (Risers, Stands, etc.)	63	\$9,312.03
Music Accessories (cases, adapters, attachments, etc.)	20	\$881.80
Percussion Instruments	251	\$23,036.26
Piano/Keyboard Instruments	3	\$1,018.20
Sound Amplification (Microphones, Amplifiers, etc)	4	\$7,877.99
String Instruments	30	\$6,068.48
Woodwind Instruments	301	\$1,800.74
School Totals:	672	\$49,995.50

Monarch High School	Qty	Amount
Brass Instruments	45	\$132,300.21
Furniture/Equipment (Risers, Stands, etc.)	14	\$15,473.57
Music Accessories (cases, adapters, attachments, etc.)	9	\$1,062.47
Percussion Instruments	36	\$56,688.47

Monarch High School	Qty	Amount
Piano/Keyboard Instruments	25	\$5,374.50
Sound Amplification (Microphones, Amplifiers, etc)	7	\$3,870.35
Woodwind Instruments	33	\$76,050.32
School Totals:	169	\$290,819.89

New Renaissance Middle School	Qty	Amount
Brass Instruments	38	\$30,807.75
Furniture/Equipment (Risers, Stands, etc.)	5	\$649.00
Music Accessories (cases, adapters, attachments, etc.)	20	\$777.43
Percussion Instruments	27	\$13,421.44
Piano/Keyboard Instruments	2	\$1,177.48
Sound Amplification (Microphones, Amplifiers, etc)	2	\$749.98
String Instruments	1	\$262.49
Woodwind Instruments	63	\$52,153.26
School Totals:	158	\$99,998.83

New River Middle School	Qty	Amount
Brass Instruments	35	\$57,225.30
Furniture/Equipment (Risers, Stands, etc.)	2	\$72.94
Piano/Keyboard Instruments	1	\$154.98
Woodwind Instruments	38	\$42,533.47
School Totals:	76	\$99,986.69

Nob Hill Elementary School	Qty	Amount
Brass Instruments	14	\$1,093.46
Furniture/Equipment (Risers, Stands, etc.)	18	\$1,590.79
Music Accessories (cases, adapters, attachments, etc.)	11	\$365.99
Percussion Instruments	126	\$7,671.26
Piano/Keyboard Instruments	3	\$25,603.80
Sound Amplification (Microphones, Amplifiers, etc)	3	\$7,328.01
String Instruments	13	\$5,061.18
Woodwind Instruments	9	\$1,282.03
School Totals:	197	\$49,996.52

Norcrest Elementary School	Qty	Amount
Brass Instruments	15	\$1,150.35
Furniture/Equipment (Risers, Stands, etc.)	80	\$13,785.26
Music Accessories (cases, adapters, attachments, etc.)	4	\$318.20
Percussion Instruments	669	\$25,587.91
Sound Amplification (Microphones, Amplifiers, etc)	5	\$8,078.01
String Instruments	15	\$1,079.85
School Totals:	788	\$49,999.58

North Andrews Gardens Elementary School	Qty	Amount
Brass Instruments	14	\$20,279.60
Furniture/Equipment (Risers, Stands, etc.)	5	\$8,308.73
Music Accessories (cases, adapters, attachments, etc.)	47	\$3,687.60

Section 3: Music Equipment by Category

North Andrews Gardens Elementary School	Qty	Amount
Percussion Instruments	3	\$1,467.10
Piano/Keyboard Instruments	3	\$1,799.97
Sound Amplification (Microphones, Amplifiers, etc)	1	\$499.99
String Instruments	43	\$4,650.00
Woodwind Instruments	10	\$9,140.81
School Totals:	126	\$49,833.80

North Fork Elementary School	Qty	Amount
Brass Instruments	20	\$1,533.80
Furniture/Equipment (Risers, Stands, etc.)	83	\$7,795.11
Percussion Instruments	95	\$13,021.15
Piano/Keyboard Instruments	11	\$6,093.90
Sound Amplification (Microphones, Amplifiers, etc)	5	\$2,099.99
String Instruments	40	\$11,645.98
Woodwind Instruments	3	\$1,192.50
School Totals:	257	\$43,382.43

North Lauderdale Elementary School	Qty	Amount
Furniture/Equipment (Risers, Stands, etc.)	53	\$15,774.93
Percussion Instruments	47	\$6,596.01
Piano/Keyboard Instruments	2	\$25,344.45
Sound Amplification (Microphones, Amplifiers, etc)	5	\$381.39
String Instruments	6	\$1,902.50
School Totals:	113	\$49,999.28

North Side Elementary School	Qty	Amount
Brass Instruments	29	\$5,351.50
Furniture/Equipment (Risers, Stands, etc.)	55	\$6,456.87
Music Accessories (cases, adapters, attachments, etc.)	6	\$477.30
Percussion Instruments	301	\$15,787.67
Piano/Keyboard Instruments	3	\$1,798.20
Sound Amplification (Microphones, Amplifiers, etc)	2	\$6,778.00
String Instruments	50	\$10,594.20
Woodwind Instruments	500	\$2,395.00
School Totals:	946	\$49,638.74

Northeast High School	Qty	Amount
Brass Instruments	92	\$168,114.50
Furniture/Equipment (Risers, Stands, etc.)	7	\$1,688.34
Music Accessories (cases, adapters, attachments, etc.)	51	\$1,514.03
Percussion Instruments	33	\$27,289.87
Sound Amplification (Microphones, Amplifiers, etc)	2	\$749.98
String Instruments	4	\$3,694.98
Woodwind Instruments	85	\$96,525.94
School Totals:	274	\$299,577.64

Nova Blanche Forman Elementary School	Qty	Amount
Furniture/Equipment (Risers, Stands, etc.)	40	\$2,181.60

Nova Blanche Forman Elementary School	Qty	Amount
Music Accessories (cases, adapters, attachments, etc.)	30	\$1,173.00
Percussion Instruments	64	\$17,557.26
Piano/Keyboard Instruments	10	\$9,096.79
Sound Amplification (Microphones, Amplifiers, etc)	2	\$12,556.02
String Instruments	60	\$5,071.50
Woodwind Instruments	149	\$2,362.51
School Totals:	355	\$49,998.68

Nova High School	Qty	Amount
Brass Instruments	33	\$80,912.20
Furniture/Equipment (Risers, Stands, etc.)	134	\$34,095.36
Music Accessories (cases, adapters, attachments, etc.)	86	\$11,472.78
Percussion Instruments	143	\$51,338.01
Piano/Keyboard Instruments	44	\$19,346.39
Sound Amplification (Microphones, Amplifiers, etc)	16	\$12,096.00
String Instruments	1	\$1,049.00
Woodwind Instruments	51	\$85,761.54
School Totals:	508	\$296,071.28

Nova Middle School	Qty	Amount
Brass Instruments	46	\$71,915.13
Percussion Instruments	1	\$138.70
Woodwind Instruments	21	\$27,918.27
School Totals:	68	\$99,972.10

Oakland Park Elementary School	Qty	Amount
Brass Instruments	5	\$3,087.00
Furniture/Equipment (Risers, Stands, etc.)	52	\$4,746.51
Percussion Instruments	891	\$26,163.23
Piano/Keyboard Instruments	1	\$599.40
Sound Amplification (Microphones, Amplifiers, etc)	2	\$750.00
String Instruments	27	\$3,135.23
Woodwind Instruments	700	\$3,353.00
School Totals:	1,678	\$41,834.37

Oakridge Elementary School	Qty	Amount
Furniture/Equipment (Risers, Stands, etc.)	10	\$5,269.39
Percussion Instruments	65	\$5,815.36
Piano/Keyboard Instruments	1	\$24,795.00
Sound Amplification (Microphones, Amplifiers, etc)	1	\$6,278.01
String Instruments	57	\$7,601.85
Woodwind Instruments	50	\$239.50
School Totals:	184	\$49,999.11

Orange Brook Elementary School	Qty	Amount
Brass Instruments	6	\$1,456.56
Furniture/Equipment (Risers, Stands, etc.)	105	\$7,358.82
Music Accessories (cases, adapters, attachments, etc.)	4	\$185.70
Percussion Instruments	319	\$22,601.94

Section 3: Music Equipment by Category

Orange Brook Elementary School	Qty	Amount
Piano/Keyboard Instruments	11	\$2,643.45
Sound Amplification (Microphones, Amplifiers, etc)	8	\$7,734.41
String Instruments	18	\$6,786.94
Woodwind Instruments	164	\$1,218.36
School Totals:	635	\$49,986.18

Palm Cove Elementary School	Qty	Amount
Furniture/Equipment (Risers, Stands, etc.)	14	\$798.16
Percussion Instruments	21	\$5,584.46
Piano/Keyboard Instruments	2	\$25,004.40
Sound Amplification (Microphones, Amplifiers, etc)	1	\$375.00
String Instruments	50	\$16,408.50
Woodwind Instruments	220	\$1,565.36
School Totals:	308	\$49,735.88

Panther Run Elementary School	Qty	Amount
Brass Instruments	41	\$10,277.89
Furniture/Equipment (Risers, Stands, etc.)	9	\$1,791.89
Music Accessories (cases, adapters, attachments, etc.)	1	\$509.00
Percussion Instruments	128	\$7,872.17
Sound Amplification (Microphones, Amplifiers, etc)	4	\$13,756.02
String Instruments	61	\$15,393.48
Woodwind Instruments	28	\$399.48
School Totals:	272	\$49,999.93

Park Lakes Elementary School	Qty	Amount
Brass Instruments	15	\$1,150.35
Furniture/Equipment (Risers, Stands, etc.)	33	\$2,313.06
Music Accessories (cases, adapters, attachments, etc.)	9	\$326.10
Percussion Instruments	116	\$7,379.77
Piano/Keyboard Instruments	1	\$24,795.00
Sound Amplification (Microphones, Amplifiers, etc)	4	\$7,603.00
String Instruments	30	\$6,324.63
School Totals:	208	\$49,891.91

Park Ridge Elementary School	Qty	Amount
Furniture/Equipment (Risers, Stands, etc.)	80	\$16,584.97
Music Accessories (cases, adapters, attachments, etc.)	23	\$4,891.00
Percussion Instruments	58	\$10,914.01
Piano/Keyboard Instruments	2	\$1,138.00
Sound Amplification (Microphones, Amplifiers, etc)	36	\$11,244.99
String Instruments	2	\$3,352.50
Woodwind Instruments	103	\$1,692.50
School Totals:	304	\$49,817.97

Park Springs Elementary School	Qty	Amount
Brass Instruments	7	\$2,380.40

Park Springs Elementary School	Qty	Amount
Furniture/Equipment (Risers, Stands, etc.)	59	\$7,050.33
Music Accessories (cases, adapters, attachments, etc.)	7	\$207.48
Percussion Instruments	160	\$13,201.42
Piano/Keyboard Instruments	2	\$1,098.90
Sound Amplification (Microphones, Amplifiers, etc)	6	\$7,566.00
String Instruments	64	\$8,470.64
Woodwind Instruments	104	\$1,332.07
School Totals:	409	\$41,307.24

Park Trails Elementary School	Qty	Amount
Furniture/Equipment (Risers, Stands, etc.)	17	\$4,183.00
Music Accessories (cases, adapters, attachments, etc.)	24	\$4,166.00
Percussion Instruments	55	\$5,697.79
Sound Amplification (Microphones, Amplifiers, etc)	33	\$19,762.00
String Instruments	14	\$3,144.68
Woodwind Instruments	184	\$1,089.72
School Totals:	327	\$38,043.19

Parkside Elementary School	Qty	Amount
Brass Instruments	12	\$6,690.78
Furniture/Equipment (Risers, Stands, etc.)	3	\$2,216.60
Percussion Instruments	78	\$17,654.69
Piano/Keyboard Instruments	1	\$599.40
Sound Amplification (Microphones, Amplifiers, etc)	1	\$375.00
String Instruments	41	\$21,920.22
Woodwind Instruments	1	\$535.50
School Totals:	137	\$49,992.19

Parkway Middle School	Qty	Amount
Music Accessories (cases, adapters, attachments, etc.)	13	\$174.00
Percussion Instruments	10	\$40.00
String Instruments	27	\$4,784.00
School Totals:	50	\$4,998.00

Pembroke Lakes Elementary School	Qty	Amount
Brass Instruments	3	\$1,741.50
Furniture/Equipment (Risers, Stands, etc.)	75	\$9,366.42
Music Accessories (cases, adapters, attachments, etc.)	3	\$173.93
Percussion Instruments	99	\$9,008.28
Piano/Keyboard Instruments	19	\$11,371.98
Sound Amplification (Microphones, Amplifiers, etc)	4	\$7,603.00
String Instruments	35	\$8,994.46
Woodwind Instruments	12	\$1,697.60
School Totals:	250	\$49,957.17

Pembroke Pines Elementary School	Qty	Amount
Brass Instruments	5	\$3,456.00

Section 3: Music Equipment by Category

Pembroke Pines Elementary School	Qty	Amount
Furniture/Equipment (Risers, Stands, etc.)	57	\$7,600.64
Percussion Instruments	92	\$11,783.96
Piano/Keyboard Instruments	2	\$25,394.99
String Instruments	1	\$71.99
Woodwind Instruments	103	\$1,691.50
School Totals:	260	\$49,999.08

Perry, Annabel C. Elementary School	Qty	Amount
Brass Instruments	34	\$26,856.60
Music Accessories (cases, adapters, attachments, etc.)	5	\$171.58
Percussion Instruments	3	\$707.55
Woodwind Instruments	38	\$22,255.95
School Totals:	80	\$49,991.68

Peters Elementary School	Qty	Amount
Brass Instruments	2	\$1,345.50
Furniture/Equipment (Risers, Stands, etc.)	5	\$2,866.50
Music Accessories (cases, adapters, attachments, etc.)	3	\$117.30
Percussion Instruments	7	\$6,208.67
Piano/Keyboard Instruments	1	\$24,795.00
Sound Amplification (Microphones, Amplifiers, etc)	3	\$7,478.01
String Instruments	31	\$4,638.60
Woodwind Instruments	336	\$2,546.64
School Totals:	388	\$49,996.22

Pines Lakes Elementary School	Qty	Amount
Brass Instruments	9	\$4,017.02
Furniture/Equipment (Risers, Stands, etc.)	29	\$9,225.11
Percussion Instruments	86	\$13,489.79
Sound Amplification (Microphones, Amplifiers, etc)	1	\$6,278.01
String Instruments	57	\$16,382.24
Woodwind Instruments	63	\$576.47
School Totals:	245	\$49,968.64

Pines Middle School	Qty	Amount
Brass Instruments	36	\$51,439.08
Percussion Instruments	3	\$5,007.50
Sound Amplification (Microphones, Amplifiers, etc)	2	\$649.98
Woodwind Instruments	51	\$42,901.27
School Totals:	92	\$99,997.83

Pinewood Elementary School	Qty	Amount
Furniture/Equipment (Risers, Stands, etc.)	66	\$15,976.86
Music Accessories (cases, adapters, attachments, etc.)	2	\$26.60
Percussion Instruments	122	\$17,485.55
Piano/Keyboard Instruments	2	\$7,421.00
Sound Amplification (Microphones, Amplifiers, etc)	2	\$6,653.01
Woodwind Instruments	3	\$1,192.50

Pinewood Elementary School	Qty	Amount
School Totals:	197	\$48,755.52

Pioneer Middle School	Qty	Amount
Brass Instruments	17	\$31,429.36
Percussion Instruments	3	\$8,489.44
Woodwind Instruments	39	\$59,980.20
School Totals:	59	\$99,899.00

Piper High School	Qty	Amount
Brass Instruments	65	\$177,309.55
Furniture/Equipment (Risers, Stands, etc.)	18	\$4,361.96
Music Accessories (cases, adapters, attachments, etc.)	48	\$2,519.23
Percussion Instruments	31	\$31,563.00
Piano/Keyboard Instruments	11	\$3,103.87
Sound Amplification (Microphones, Amplifiers, etc)	19	\$5,353.31
String Instruments	2	\$799.98
Woodwind Instruments	51	\$74,879.95
School Totals:	245	\$299,890.85

Plantation Elementary School	Qty	Amount
Brass Instruments	2	\$485.52
Furniture/Equipment (Risers, Stands, etc.)	123	\$14,572.49
Music Accessories (cases, adapters, attachments, etc.)	9	\$190.03
Percussion Instruments	142	\$9,855.74
Piano/Keyboard Instruments	15	\$3,871.05
Sound Amplification (Microphones, Amplifiers, etc)	5	\$8,327.99
String Instruments	38	\$12,071.95
Woodwind Instruments	81	\$623.69
School Totals:	415	\$49,998.46

Plantation High School	Qty	Amount
Brass Instruments	56	\$99,600.50
Furniture/Equipment (Risers, Stands, etc.)	100	\$24,520.26
Music Accessories (cases, adapters, attachments, etc.)	44	\$3,031.87
Percussion Instruments	59	\$62,155.40
Piano/Keyboard Instruments	3	\$5,590.00
Sound Amplification (Microphones, Amplifiers, etc)	32	\$16,403.00
Woodwind Instruments	67	\$88,698.95
School Totals:	361	\$299,999.98

Plantation Middle School	Qty	Amount
Brass Instruments	48	\$51,603.75
Music Accessories (cases, adapters, attachments, etc.)	15	\$645.41
Percussion Instruments	19	\$14,869.06
Woodwind Instruments	47	\$31,936.58
School Totals:	129	\$99,054.80

Plantation Park Elementary School	Qty	Amount
Brass Instruments	12	\$1,689.10

Section 3: Music Equipment by Category

Plantation Park Elementary School	Qty	Amount
Furniture/Equipment (Risers, Stands, etc.)	19	\$2,345.79
Music Accessories (cases, adapters, attachments, etc.)	2	\$107.99
Percussion Instruments	345	\$25,219.12
Piano/Keyboard Instruments	1	\$599.99
Sound Amplification (Microphones, Amplifiers, etc.)	5	\$8,327.99
String Instruments	45	\$8,962.40
Woodwind Instruments	216	\$2,568.84
School Totals:	645	\$49,821.22

Pompano Beach Elementary School	Qty	Amount
Brass Instruments	2	\$485.52
Furniture/Equipment (Risers, Stands, etc.)	10	\$1,567.87
Music Accessories (cases, adapters, attachments, etc.)	5	\$920.40
Percussion Instruments	193	\$20,972.02
Piano/Keyboard Instruments	4	\$14,742.10
Sound Amplification (Microphones, Amplifiers, etc.)	3	\$482.62
String Instruments	26	\$7,948.19
Woodwind Instruments	134	\$942.80
School Totals:	377	\$48,061.52

Pompano Beach High School	Qty	Amount
Brass Instruments	71	\$101,905.17
Furniture/Equipment (Risers, Stands, etc.)	293	\$22,142.80
Music Accessories (cases, adapters, attachments, etc.)	115	\$7,913.52
Percussion Instruments	113	\$53,552.10
Piano/Keyboard Instruments	2	\$4,181.20
Sound Amplification (Microphones, Amplifiers, etc.)	6	\$2,176.95
String Instruments	136	\$26,167.62
Woodwind Instruments	48	\$81,953.14
School Totals:	784	\$299,992.50

Quiet Waters Elementary School	Qty	Amount
Brass Instruments	2	\$485.52
Furniture/Equipment (Risers, Stands, etc.)	100	\$10,820.68
Music Accessories (cases, adapters, attachments, etc.)	4	\$683.12
Percussion Instruments	209	\$18,773.18
Piano/Keyboard Instruments	1	\$549.45
Sound Amplification (Microphones, Amplifiers, etc.)	6	\$7,880.81
String Instruments	31	\$2,406.20
Woodwind Instruments	250	\$1,197.50
School Totals:	603	\$42,796.46

Ramblewood Elementary School	Qty	Amount
Brass Instruments	11	\$4,482.03
Furniture/Equipment (Risers, Stands, etc.)	84	\$7,151.91
Percussion Instruments	176	\$15,569.45

Ramblewood Elementary School	Qty	Amount
Sound Amplification (Microphones, Amplifiers, etc.)	1	\$6,278.01
String Instruments	72	\$14,790.05
Woodwind Instruments	4	\$1,728.00
School Totals:	348	\$49,999.45

Ramblewood Middle School	Qty	Amount
Brass Instruments	16	\$37,856.08
Percussion Instruments	2	\$11,059.80
Woodwind Instruments	16	\$51,077.22
School Totals:	34	\$99,993.10

Riverglades Elementary School	Qty	Amount
Brass Instruments	1	\$242.76
Furniture/Equipment (Risers, Stands, etc.)	76	\$9,500.37
Music Accessories (cases, adapters, attachments, etc.)	25	\$955.50
Percussion Instruments	238	\$10,011.48
Piano/Keyboard Instruments	2	\$1,199.98
Sound Amplification (Microphones, Amplifiers, etc.)	4	\$7,828.00
String Instruments	90	\$19,931.95
Woodwind Instruments	1	\$328.50
School Totals:	437	\$49,998.54

Riverland Elementary School	Qty	Amount
Brass Instruments	1	\$76.69
Furniture/Equipment (Risers, Stands, etc.)	87	\$5,551.98
Music Accessories (cases, adapters, attachments, etc.)	6	\$370.92
Percussion Instruments	273	\$12,035.17
Piano/Keyboard Instruments	2	\$1,148.85
Sound Amplification (Microphones, Amplifiers, etc.)	4	\$13,281.01
String Instruments	41	\$12,759.91
Woodwind Instruments	802	\$4,665.08
School Totals:	1,216	\$49,889.61

Riverside Elementary School	Qty	Amount
Brass Instruments	4	\$889.00
Furniture/Equipment (Risers, Stands, etc.)	24	\$2,627.41
Percussion Instruments	98	\$10,696.55
Piano/Keyboard Instruments	2	\$25,394.40
Sound Amplification (Microphones, Amplifiers, etc.)	3	\$7,277.99
String Instruments	30	\$2,159.70
Woodwind Instruments	56	\$954.20
School Totals:	217	\$49,999.25

Royal Palm Elementary School	Qty	Amount
Brass Instruments	20	\$1,533.80
Furniture/Equipment (Risers, Stands, etc.)	83	\$7,795.11
Percussion Instruments	96	\$11,576.95
Piano/Keyboard Instruments	11	\$6,093.90
Sound Amplification (Microphones, Amplifiers, etc.)	6	\$8,578.00

Section 3: Music Equipment by Category

Royal Palm Elementary School	Qty	Amount
String Instruments	39	\$10,665.99
Woodwind Instruments	3	\$1,192.50
School Totals:	258	\$47,436.25

Sanders Park Elementary School	Qty	Amount
Furniture/Equipment (Risers, Stands, etc.)	15	\$4,737.00
Percussion Instruments	2	\$1,632.00
Piano/Keyboard Instruments	2	\$25,394.40
Sound Amplification (Microphones, Amplifiers, etc)	8	\$15,656.00
String Instruments	8	\$2,545.96
Woodwind Instruments	2	\$28.74
School Totals:	37	\$49,994.10

Sandpiper Elementary School	Qty	Amount
Brass Instruments	3	\$1,741.50
Furniture/Equipment (Risers, Stands, etc.)	62	\$8,837.86
Music Accessories (cases, adapters, attachments, etc.)	1	\$14.14
Percussion Instruments	178	\$13,297.16
Piano/Keyboard Instruments	5	\$2,797.79
Sound Amplification (Microphones, Amplifiers, etc)	5	\$8,152.98
String Instruments	8	\$13,410.00
Woodwind Instruments	3	\$1,192.50
School Totals:	265	\$49,443.93

Sawgrass Elementary School	Qty	Amount
Brass Instruments	2	\$1,345.50
Furniture/Equipment (Risers, Stands, etc.)	8	\$2,337.90
Music Accessories (cases, adapters, attachments, etc.)	8	\$229.05
Percussion Instruments	81	\$7,926.27
Piano/Keyboard Instruments	1	\$24,795.00
Sound Amplification (Microphones, Amplifiers, etc)	1	\$450.00
String Instruments	38	\$12,202.29
Woodwind Instruments	143	\$713.57
School Totals:	282	\$49,999.58

Sawgrass Springs Middle School	Qty	Amount
Brass Instruments	15	\$48,204.86
Furniture/Equipment (Risers, Stands, etc.)	69	\$5,715.87
Music Accessories (cases, adapters, attachments, etc.)	1	\$96.95
String Instruments	42	\$18,583.50
Woodwind Instruments	8	\$27,393.83
School Totals:	135	\$99,995.01

Sea Castle Elementary School	Qty	Amount
Brass Instruments	5	\$2,555.00
Furniture/Equipment (Risers, Stands, etc.)	6	\$373.29
Music Accessories (cases, adapters, attachments, etc.)	3	\$132.27
Percussion Instruments	80	\$11,375.34

Sea Castle Elementary School	Qty	Amount
Piano/Keyboard Instruments	1	\$24,795.00
Sound Amplification (Microphones, Amplifiers, etc)	6	\$6,809.40
String Instruments	30	\$3,634.80
School Totals:	131	\$49,675.10

Seminole Middle School	Qty	Amount
Brass Instruments	38	\$65,815.88
Music Accessories (cases, adapters, attachments, etc.)	4	\$232.40
Woodwind Instruments	15	\$33,941.52
School Totals:	57	\$99,989.80

Sheridan Hills Elementary School	Qty	Amount
Furniture/Equipment (Risers, Stands, etc.)	58	\$6,451.34
Music Accessories (cases, adapters, attachments, etc.)	1	\$44.09
Percussion Instruments	203	\$12,387.19
Piano/Keyboard Instruments	2	\$7,421.00
Sound Amplification (Microphones, Amplifiers, etc)	1	\$6,278.01
String Instruments	66	\$14,971.37
Woodwind Instruments	38	\$2,445.90
School Totals:	369	\$49,998.90

Sheridan Park Elementary School	Qty	Amount
Brass Instruments	8	\$5,382.00
Furniture/Equipment (Risers, Stands, etc.)	97	\$8,474.12
Music Accessories (cases, adapters, attachments, etc.)	2	\$28.28
Percussion Instruments	197	\$19,593.20
Piano/Keyboard Instruments	1	\$549.45
Sound Amplification (Microphones, Amplifiers, etc)	4	\$7,828.00
String Instruments	54	\$6,062.79
Woodwind Instruments	61	\$2,079.26
School Totals:	424	\$49,997.10

Silver Lakes Elementary School	Qty	Amount
Brass Instruments	40	\$3,867.15
Furniture/Equipment (Risers, Stands, etc.)	34	\$6,986.22
Music Accessories (cases, adapters, attachments, etc.)	4	\$447.00
Percussion Instruments	229	\$18,838.30
Sound Amplification (Microphones, Amplifiers, etc)	21	\$13,596.85
String Instruments	5	\$3,056.37
Woodwind Instruments	302	\$2,605.23
School Totals:	635	\$49,397.12

Silver Lakes Middle School	Qty	Amount
Brass Instruments	40	\$46,078.02
Furniture/Equipment (Risers, Stands, etc.)	1	\$38.95
Percussion Instruments	21	\$17,691.24
Piano/Keyboard Instruments	1	\$577.49

Section 3: Music Equipment by Category

Silver Lakes Middle School	Qty	Amount
Sound Amplification (Microphones, Amplifiers, etc.)	1	\$899.99
Woodwind Instruments	58	\$34,576.63
School Totals:	122	\$99,862.32

Silver Palms Elementary School	Qty	Amount
Brass Instruments	1	\$580.50
Furniture/Equipment (Risers, Stands, etc.)	36	\$7,358.51
Percussion Instruments	110	\$8,199.94
Piano/Keyboard Instruments	1	\$24,795.00
Sound Amplification (Microphones, Amplifiers, etc.)	6	\$6,909.41
String Instruments	6	\$1,504.57
Woodwind Instruments	45	\$537.91
School Totals:	205	\$49,885.84

Silver Ridge Elementary School	Qty	Amount
Brass Instruments	2	\$1,007.76
Furniture/Equipment (Risers, Stands, etc.)	124	\$20,493.60
Music Accessories (cases, adapters, attachments, etc.)	2	\$28.28
Percussion Instruments	153	\$15,882.92
Piano/Keyboard Instruments	2	\$1,098.90
Sound Amplification (Microphones, Amplifiers, etc.)	2	\$724.99
String Instruments	24	\$8,984.38
Woodwind Instruments	58	\$1,778.31
School Totals:	367	\$49,999.14

Silver Shores Elementary School	Qty	Amount
Brass Instruments	3	\$1,524.00
Furniture/Equipment (Risers, Stands, etc.)	40	\$3,034.90
Music Accessories (cases, adapters, attachments, etc.)	7	\$164.39
Percussion Instruments	51	\$8,685.84
Piano/Keyboard Instruments	1	\$24,795.00
Sound Amplification (Microphones, Amplifiers, etc.)	1	\$6,278.01
String Instruments	27	\$3,347.49
Woodwind Instruments	25	\$2,132.28
School Totals:	155	\$49,961.91

Silver Trail Middle School	Qty	Amount
Brass Instruments	26	\$46,823.30
Furniture/Equipment (Risers, Stands, etc.)	6	\$603.83
Percussion Instruments	24	\$6,613.01
Piano/Keyboard Instruments	2	\$1,177.48
Sound Amplification (Microphones, Amplifiers, etc.)	3	\$1,049.97
String Instruments	2	\$3,862.00
Woodwind Instruments	20	\$39,869.46
School Totals:	83	\$99,999.05

South Plantation High School	Qty	Amount
Brass Instruments	51	\$143,832.14

South Plantation High School	Qty	Amount
Furniture/Equipment (Risers, Stands, etc.)	16	\$4,867.16
Music Accessories (cases, adapters, attachments, etc.)	25	\$1,514.80
Percussion Instruments	40	\$37,075.65
Piano/Keyboard Instruments	2	\$1,177.48
Sound Amplification (Microphones, Amplifiers, etc.)	5	\$1,649.95
String Instruments	6	\$5,461.96
Woodwind Instruments	57	\$104,412.16
School Totals:	202	\$299,991.30

Stephen Foster Elementary School	Qty	Amount
Brass Instruments	4	\$1,497.50
Furniture/Equipment (Risers, Stands, etc.)	78	\$15,834.98
Music Accessories (cases, adapters, attachments, etc.)	2	\$56.88
Percussion Instruments	236	\$20,549.32
String Instruments	52	\$9,762.20
Woodwind Instruments	26	\$1,745.02
School Totals:	398	\$49,445.90

Stirling Elementary School	Qty	Amount
Brass Instruments	13	\$5,765.45
Furniture/Equipment (Risers, Stands, etc.)	100	\$15,892.24
Music Accessories (cases, adapters, attachments, etc.)	1	\$44.09
Percussion Instruments	278	\$21,900.56
Piano/Keyboard Instruments	1	\$549.45
String Instruments	4	\$3,813.89
Woodwind Instruments	108	\$2,034.05
School Totals:	505	\$49,999.73

Stoneman Douglas High School	Qty	Amount
Brass Instruments	28	\$97,033.35
Furniture/Equipment (Risers, Stands, etc.)	2	\$2,876.30
Music Accessories (cases, adapters, attachments, etc.)	48	\$6,851.74
Percussion Instruments	28	\$43,672.25
Piano/Keyboard Instruments	1	\$995.00
Sound Amplification (Microphones, Amplifiers, etc.)	9	\$8,289.92
String Instruments	105	\$48,362.53
Woodwind Instruments	18	\$91,919.11
School Totals:	239	\$300,000.20

Stranahan High School	Qty	Amount
Brass Instruments	35	\$50,689.74
Furniture/Equipment (Risers, Stands, etc.)	4	\$173.00
Music Accessories (cases, adapters, attachments, etc.)	148	\$8,264.84
Percussion Instruments	25	\$4,386.24
Piano/Keyboard Instruments	3	\$75.00
Sound Amplification (Microphones, Amplifiers, etc.)	16	\$3,118.00
String Instruments	1	\$155.52

Section 3: Music Equipment by Category

Stranahan High School	Qty	Amount
Woodwind Instruments	39	\$26,861.55
School Totals:	271	\$93,723.89

Sunland Park Academy	Qty	Amount
Furniture/Equipment (Risers, Stands, etc.)	8	\$2,936.61
Percussion Instruments	311	\$20,473.85
Piano/Keyboard Instruments	1	\$6,821.60
Sound Amplification (Microphones, Amplifiers, etc)	2	\$6,728.01
String Instruments	48	\$10,399.03
Woodwind Instruments	166	\$2,640.41
School Totals:	536	\$49,999.51

Sunrise Middle School	Qty	Amount
Brass Instruments	23	\$49,312.40
Furniture/Equipment (Risers, Stands, etc.)	2	\$798.00
Music Accessories (cases, adapters, attachments, etc.)	1	\$3,024.36
Percussion Instruments	1	\$4,752.00
Sound Amplification (Microphones, Amplifiers, etc)	4	\$1,849.96
Woodwind Instruments	25	\$40,262.71
School Totals:	56	\$99,999.43

Sunset Lakes Elementary School	Qty	Amount
Brass Instruments	3	\$666.75
Furniture/Equipment (Risers, Stands, etc.)	97	\$7,385.89
Music Accessories (cases, adapters, attachments, etc.)	15	\$586.50
Percussion Instruments	48	\$12,668.94
Sound Amplification (Microphones, Amplifiers, etc)	2	\$6,653.01
String Instruments	63	\$22,037.90
School Totals:	228	\$49,998.99

Sunshine Elementary School	Qty	Amount
Brass Instruments	6	\$2,863.50
Furniture/Equipment (Risers, Stands, etc.)	89	\$13,733.36
Music Accessories (cases, adapters, attachments, etc.)	10	\$141.40
Percussion Instruments	300	\$7,637.71
Piano/Keyboard Instruments	5	\$8,049.79
Sound Amplification (Microphones, Amplifiers, etc)	11	\$14,053.10
String Instruments	17	\$3,304.84
School Totals:	438	\$49,783.70

Tamarac Elementary School	Qty	Amount
Brass Instruments	2	\$444.50
Furniture/Equipment (Risers, Stands, etc.)	76	\$6,552.59
Music Accessories (cases, adapters, attachments, etc.)	39	\$1,364.48
Percussion Instruments	169	\$18,802.12
Piano/Keyboard Instruments	17	\$4,239.90
Sound Amplification (Microphones, Amplifiers, etc)	16	\$2,636.32

Tamarac Elementary School	Qty	Amount
String Instruments	40	\$14,765.89
Woodwind Instruments	3	\$1,192.50
School Totals:	362	\$49,998.30

Taravella, J.P. High School	Qty	Amount
Brass Instruments	57	\$169,837.27
Furniture/Equipment (Risers, Stands, etc.)	7	\$3,071.05
Music Accessories (cases, adapters, attachments, etc.)	12	\$1,866.24
Percussion Instruments	16	\$14,095.00
Piano/Keyboard Instruments	5	\$3,899.95
Woodwind Instruments	28	\$107,229.54
School Totals:	125	\$299,999.05

Tedder Elementary School	Qty	Amount
Furniture/Equipment (Risers, Stands, etc.)	52	\$7,657.35
Music Accessories (cases, adapters, attachments, etc.)	1	\$79.55
Percussion Instruments	128	\$12,916.24
Piano/Keyboard Instruments	1	\$599.40
Sound Amplification (Microphones, Amplifiers, etc)	2	\$6,778.00
String Instruments	71	\$19,385.46
Woodwind Instruments	152	\$2,583.03
School Totals:	407	\$49,999.03

Tequesta Trace Middle School	Qty	Amount
Brass Instruments	28	\$51,391.34
Furniture/Equipment (Risers, Stands, etc.)	5	\$912.60
Music Accessories (cases, adapters, attachments, etc.)	97	\$1,077.20
Percussion Instruments	8	\$5,545.16
String Instruments	4	\$2,876.49
Woodwind Instruments	19	\$38,193.38
School Totals:	161	\$99,996.17

The Quest Center	Qty	Amount
Brass Instruments	2	\$153.38
Furniture/Equipment (Risers, Stands, etc.)	47	\$4,590.68
Music Accessories (cases, adapters, attachments, etc.)	114	\$8,501.52
Percussion Instruments	297	\$8,528.72
Piano/Keyboard Instruments	5	\$7,591.85
Sound Amplification (Microphones, Amplifiers, etc)	40	\$16,520.92
String Instruments	6	\$1,757.20
Woodwind Instruments	30	\$693.30
School Totals:	541	\$48,337.57

Tradewinds Elementary School	Qty	Amount
Brass Instruments	5	\$1,887.20
Furniture/Equipment (Risers, Stands, etc.)	79	\$11,807.77
Music Accessories (cases, adapters, attachments, etc.)	4	\$58.69
Percussion Instruments	192	\$15,888.03

Section 3: Music Equipment by Category

Tradewinds Elementary School	Qty	Amount
Piano/Keyboard Instruments	1	\$549.48
Sound Amplification (Microphones, Amplifiers, etc.)	4	\$7,010.85
String Instruments	22	\$8,620.26
Woodwind Instruments	140	\$2,930.50
School Totals:	447	\$48,752.78

Tropical Elementary School	Qty	Amount
Brass Instruments	2	\$1,345.50
Furniture/Equipment (Risers, Stands, etc.)	34	\$10,747.66
Music Accessories (cases, adapters, attachments, etc.)	2	\$72.59
Percussion Instruments	131	\$4,971.93
Piano/Keyboard Instruments	4	\$32,425.99
Woodwind Instruments	1	\$328.50
School Totals:	174	\$49,892.17

Village Elementary School	Qty	Amount
Furniture/Equipment (Risers, Stands, etc.)	34	\$9,797.81
Music Accessories (cases, adapters, attachments, etc.)	6	\$146.94
Percussion Instruments	131	\$11,382.28
Sound Amplification (Microphones, Amplifiers, etc.)	23	\$17,718.01
String Instruments	32	\$6,073.94
Woodwind Instruments	34	\$162.86
School Totals:	260	\$45,281.84

Walker Elementary School	Qty	Amount
Brass Instruments	23	\$28,181.87
Furniture/Equipment (Risers, Stands, etc.)	5	\$115.00
Music Accessories (cases, adapters, attachments, etc.)	35	\$3,232.60
Percussion Instruments	7	\$2,128.48
Sound Amplification (Microphones, Amplifiers, etc.)	8	\$5,510.00
Woodwind Instruments	8	\$10,829.98
School Totals:	86	\$49,997.93

Welleby Elementary School	Qty	Amount
Brass Instruments	10	\$3,205.54
Furniture/Equipment (Risers, Stands, etc.)	21	\$11,451.17
Music Accessories (cases, adapters, attachments, etc.)	9	\$177.30
Percussion Instruments	169	\$15,763.47
Piano/Keyboard Instruments	1	\$549.45
Sound Amplification (Microphones, Amplifiers, etc.)	8	\$9,328.00
String Instruments	37	\$7,377.30
Woodwind Instruments	4	\$1,912.00
School Totals:	259	\$49,764.23

West Broward High School	Qty	Amount
Brass Instruments	38	\$105,979.55
Furniture/Equipment (Risers, Stands, etc.)	10	\$3,356.16

West Broward High School	Qty	Amount
Music Accessories (cases, adapters, attachments, etc.)	41	\$7,682.07
Percussion Instruments	69	\$79,535.79
Piano/Keyboard Instruments	10	\$1,794.00
Sound Amplification (Microphones, Amplifiers, etc.)	13	\$10,614.16
String Instruments	24	\$8,997.50
Woodwind Instruments	33	\$82,014.40
School Totals:	238	\$299,973.63

West Hollywood Elementary School	Qty	Amount
Brass Instruments	3	\$2,110.50
Furniture/Equipment (Risers, Stands, etc.)	34	\$5,971.24
Music Accessories (cases, adapters, attachments, etc.)	2	\$159.10
Percussion Instruments	70	\$9,696.00
Piano/Keyboard Instruments	1	\$6,821.60
Sound Amplification (Microphones, Amplifiers, etc.)	1	\$6,278.01
String Instruments	59	\$17,762.76
Woodwind Instruments	3	\$1,192.50
School Totals:	173	\$49,991.71

Westchester Elementary School	Qty	Amount
Furniture/Equipment (Risers, Stands, etc.)	1	\$3,315.00
Percussion Instruments	43	\$5,368.51
Piano/Keyboard Instruments	1	\$24,795.00
Sound Amplification (Microphones, Amplifiers, etc.)	1	\$499.99
String Instruments	59	\$15,952.92
School Totals:	105	\$49,931.42

Western High School	Qty	Amount
Brass Instruments	61	\$170,907.06
Furniture/Equipment (Risers, Stands, etc.)	13	\$3,801.59
Music Accessories (cases, adapters, attachments, etc.)	2	\$67.18
Percussion Instruments	19	\$24,173.55
Piano/Keyboard Instruments	2	\$1,177.48
Sound Amplification (Microphones, Amplifiers, etc.)	7	\$5,611.70
String Instruments	2	\$799.98
Woodwind Instruments	46	\$92,304.57
School Totals:	152	\$298,843.11

Westglades Middle School	Qty	Amount
Brass Instruments	29	\$77,358.42
Music Accessories (cases, adapters, attachments, etc.)	4	\$93.00
Percussion Instruments	2	\$2,188.90
Piano/Keyboard Instruments	1	\$995.00
String Instruments	16	\$6,630.00
Woodwind Instruments	4	\$12,726.85
School Totals:	56	\$99,992.17

Westpine Middle School	Qty	Amount
Brass Instruments	34	\$50,539.92

Section 3: Music Equipment by Category

Westpine Middle School	Qty	Amount
Furniture/Equipment (Risers, Stands, etc.)	2	\$224.20
Music Accessories (cases, adapters, attachments, etc.)	3	\$174.30
Percussion Instruments	4	\$2,104.40
Sound Amplification (Microphones, Amplifiers, etc)	1	\$349.99
String Instruments	1	\$499.99
Woodwind Instruments	42	\$46,098.13
School Totals:	87	\$99,990.93

Westwood Heights Elementary School	Qty	Amount
Furniture/Equipment (Risers, Stands, etc.)	88	\$6,009.35
Percussion Instruments	166	\$16,928.96
Sound Amplification (Microphones, Amplifiers, etc)	2	\$12,556.02
String Instruments	50	\$13,908.45
School Totals:	306	\$49,402.78

Whiddon-Rogers Education Center	Qty	Amount
Piano/Keyboard Instruments	16	\$43,226.40
Sound Amplification (Microphones, Amplifiers, etc)	1	\$6,773.00
School Totals:	17	\$49,999.40

Wilton Manors Elementary School	Qty	Amount
Brass Instruments	64	\$6,923.40
Furniture/Equipment (Risers, Stands, etc.)	2	\$122.38
Music Accessories (cases, adapters, attachments, etc.)	4	\$176.36
Percussion Instruments	58	\$8,575.45
Piano/Keyboard Instruments	40	\$21,978.00
Sound Amplification (Microphones, Amplifiers, etc)	2	\$750.00
String Instruments	62	\$7,595.34
Woodwind Instruments	200	\$998.00
School Totals:	432	\$47,118.93

Winston Park Elementary School	Qty	Amount
Brass Instruments	2	\$1,345.50
Furniture/Equipment (Risers, Stands, etc.)	19	\$2,728.79
Music Accessories (cases, adapters, attachments, etc.)	1	\$14.14
Percussion Instruments	96	\$3,105.77
Piano/Keyboard Instruments	4	\$32,375.45
Sound Amplification (Microphones, Amplifiers, etc)	3	\$7,127.99
String Instruments	17	\$2,866.85
Woodwind Instruments	16	\$399.00
School Totals:	158	\$49,963.49

Young, Virginia Shuman Elementary School	Qty	Amount
Brass Instruments	2	\$1,345.50
Furniture/Equipment (Risers, Stands, etc.)	17	\$3,695.43
Percussion Instruments	31	\$8,902.65
Piano/Keyboard Instruments	1	\$24,795.00

Young, Virginia Shuman Elementary School	Qty	Amount
Sound Amplification (Microphones, Amplifiers, etc)	1	\$6,278.01
String Instruments	2	\$3,352.50
Woodwind Instruments	3	\$1,192.50
School Totals:	57	\$49,561.59

Young, Walter C. Middle School	Qty	Amount
Brass Instruments	23	\$18,754.74
Furniture/Equipment (Risers, Stands, etc.)	30	\$44,935.28
Music Accessories (cases, adapters, attachments, etc.)	2	\$193.90
Percussion Instruments	1	\$780.00
String Instruments	38	\$12,772.50
Woodwind Instruments	31	\$22,556.34
School Totals:	125	\$99,992.76

SMART Kilns Program - Applied Learning Department Quarter Ending March 31, 2021

The Applied Learning Department has continued to ensure the SMART Kiln Program has progressed effectively throughout the SMART program cycle. For the quarter ending on March 31, 2021, a total of 136 kilns have been delivered to school sites. Kilns have been installed at all but one site that is awaiting a kiln room renovation/construction to be completed.



Art Equipment Kiln Program

Status as of March 31, 2021



Kilns Delivered

Location Name	Number of Kilns	Art Dept Status
Apollo Middle School	2	Delivered to school
Atlantic West Elementary School	1	Delivered to school
Bethune, Mary M. Elementary School	2	Delivered to school
Broadview Elementary School	1	Delivered to school
Broward Estates Elementary School	1	Delivered to school
Challenger Elementary School	1	Delivered to school
Coconut Palm Elementary School	1	Delivered to school
Cooper City High School	1	Delivered to school
Coral Glades High School	2	Delivered to school
Coral Springs Pre-K - 8	1	Delivered to school
Coral Springs High School	2	Delivered to school
Coral Springs Middle School	2	Delivered to school
Country Isles Elementary School	1	Delivered to school
Croissant Park Elementary School	1	Delivered to school
Crystal Lake Middle School	2	Delivered to school
Cypress Bay High School	3	Delivered to school
Cypress Elementary School	1	Delivered to school
Dania Elementary School	1	Delivered to school
Deerfield Beach High School	2	Delivered to school
Deerfield Beach Middle School	2	Delivered to school
Deerfield Park Elementary School	2	Delivered to school
Dillard 6-12 School	1	Delivered to school
Discovery Elementary School	1	Delivered to school
Drew, Charles Elementary School	1	Delivered to school
Everglades High School	2	Delivered to school
Flamingo Elementary School	1	Delivered to school
Flanagan, Charles W. High School	2	Delivered to school
Floranada Elementary School	1	Delivered to school
Forest Glen Middle School	1	Delivered to school
Fort Lauderdale High School	1	Delivered to school
Gator Run Elementary School	1	Delivered to school
Glades Middle School	2	Delivered to school

Art Equipment Kiln Program

Status as of March 31, 2021



Kilns Delivered

Location Name	Number of Kilns	Art Dept Status
Gulfstream Academy of Hallandale Beach K-8 (Hallandale Elementary School)	2	Delivered to school
Harbordale Elementary School	1	Delivered to school
Hollywood Hills High School	2	Delivered to school
Horizon Elementary School	1	Delivered to school
Indian Ridge Middle School	1	Delivered to school
Indian Trace Elementary School	1	Delivered to school
Lake Forest Elementary School	1	Delivered to school
Lakeside Elementary School	1	Delivered to school
Larkdale Elementary School	1	Delivered to school
Liberty Elementary School	1	Delivered to school
Manatee Bay Elementary School	1	Delivered to school
Maplewood Elementary School	1	Delivered to school
McArthur High School	1	Delivered to school
McNab Elementary School	1	Delivered to school
Miramar Elementary School	1	Delivered to school
Miramar High School	2	Delivered to school
Monarch High School	2	Delivered to school
New Renaissance Middle School	2	Delivered to school
Norcrest Elementary School	1	Delivered to school
North Andrews Gardens Elementary School	2	Delivered to school
Northeast High School	1	Delivered to school
Nova Blanche Forman Elementary School	1	Delivered to school
Nova Dwight D Eisenhower Elementary School	1	Delivered to school
Nova High School	2	Delivered to school
Nova Middle School	2	Delivered to school
Park Springs Elementary School	1	Delivered to school
Park Trails Elementary School	1	Delivered to school
Parkway Middle School	1	Delivered to school
Pembroke Lakes Elementary School	1	Delivered to school
Pembroke Pines Elementary School	1	Delivered to school
Peters Elementary School	1	Delivered to school

Art Equipment Kiln Program

Status as of March 31, 2021



Kilns Delivered

Location Name	Number of Kilns	Art Dept Status
Pioneer Middle School	2	Delivered to school
Piper High School	3	Delivered to school
Plantation Elementary School	1	Delivered to school
Plantation High School	2	Delivered to school
Plantation Middle School	1	Delivered to school
Pompano Beach Elementary School	1	Delivered to school
Pompano Beach High School	2	Delivered to school
Quiet Waters Elementary School	1	Delivered to school
Ramblewood Elementary School	1	Delivered to school
Ramblewood Middle School	2	Delivered to school
Rickards, James S. Middle School	2	Delivered to school
Riverglades Elementary School	1	Delivered to school
Rock Island Elementary School	1	Delivered to school
Royal Palm Elementary School	1	Delivered to school
Sandpiper Elementary School	1	Delivered to school
Seminole Middle School	2	Delivered to school
Sheridan Park Elementary School	1	Delivered to school
Silver Shores Elementary School	1	Delivered to school
South Broward High School	2	Delivered to school
South Plantation High School	3	Delivered to school
Stephen Foster Elementary School	1	Delivered to school
Stirling Elementary School	1	Delivered to school
Stoneman Douglas High School	1	Delivered to school
Stoneman Douglas High School	1	Delivered to school
Stranahan High School	2	Delivered to school
Sunshine Elementary School	1	Delivered to school
Taravella, J.P. High School	1	Delivered to school
Tequesta Trace Middle School	2	Delivered to school
Tradewinds Elementary School	1	Delivered to school
Village Elementary School	1	Delivered to school
Walker Elementary School	2	Delivered to school
Welleby Elementary School	1	Delivered to school

Art Equipment Kiln Program

Status as of March 31, 2021

Kilns Delivered

Location Name	Number of Kilns	Art Dept Status
West Broward High School	1	Delivered to school
Westglades Middle School	2	Delivered to school
Whispering Pines Education Center	1	Delivered to school
Young, Virginia Shuman Elementary School	1	Delivered to school
Sub-Total	136	

All Kilns

All Schools	Number of Kilns
Ordered	-
Delivered to warehouse	-
Delivered to school	136
Total	136

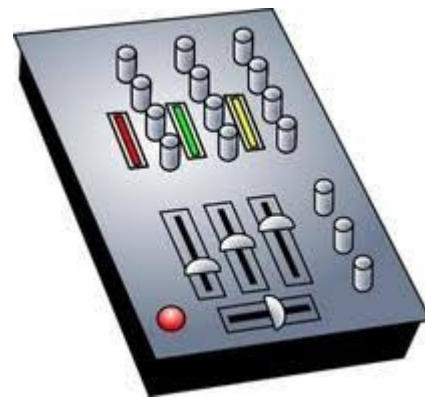


Theater Equipment - Applied Learning Department Quarter Ending March 31, 2021



At the end of Quarter 2, all of the SMART program's purchases for school theater sound, lighting and stage equipment has been completed. We have only one remaining school who has yet to have their new equipment installed due to a power modification within the building that needs to take place. The plan for the modification is in the works and is to be completed shortly. There is a total of 39 schools with full or part time theater programs that were eligible for equipment funding, including three brand new programs started as a result of SMART funding. We are very pleased that 38 of the 39 schools are now able to use their new equipment for their theater programs.

Many of our theater programs are starting to plan for potential activities for the Spring semester. We may not be able to conduct our productions in the grand scale as before the pandemic, but even with limited activities, our students will benefit from the upgrades in sound and lighting that the SMART project has provided.



Theater Equipment Program

Status as of March 31, 2021

School	Full/Part Time Program	Allocation	Amount Used *
Apollo Middle School	Full	14,000	14,000
Bethune, Mary M. Elementary School	Full	7,000	6,854
Cooper City High School	Part	14,000	10,940
Coral Glades High School	Full	42,000	41,884
Coral Springs High School	Full	42,000	43,131
Coral Springs Middle School	Part	7,000	6,518
Cypress Bay High School	Full	42,000	40,974
Deerfield Beach High School	Part	14,000	13,983
Dillard 6-12 School	Full	42,000	41,441
Everglades High School	Full	42,000	41,876
Falcon Cove Middle School	Full	14,000	13,818
Flanagan, Charles W. High School	Full	42,000	40,209
Fort Lauderdale High School	Full	42,000	30,958
Hallandale High School	Full	42,000	43,965
Hollywood Hills High School	Part	14,000	27,985
McArthur High School	Full	42,000	41,340
Miramar High School	Full	42,000	39,015
Monarch High School	Full	42,000	20,350
New Renaissance Middle School	Full	14,000	9,958
North Andrews Gardens Elementary School	Full	7,000	6,994
Nova High School	Full	42,000	40,286
Parkway Middle School	Full	14,000	14,000
Piper High School	Full	42,000	41,820
Plantation High School	Full	42,000	40,485
Pompano Beach High School	Part	14,000	13,977
Ramblewood Middle School	Full	14,000	13,995
Sawgrass Springs Middle School	Part	7,000	7,000
Seminole Middle School	Full	14,000	12,667
Silver Lakes Middle School	Part	7,000	6,992
South Broward High School	Full	42,000	41,961
South Plantation High School	Full	42,000	41,955
Stoneman Douglas High School	Full	42,000	43,687
Sunrise Middle School	Full	14,000	14,000
Taravella, J.P. High School	Full	42,000	41,972
Tequesta Trace Middle School	Full	14,000	9,075
Walker Elementary School	Full	7,000	7,000
West Broward High School	Part	14,000	13,999
Western High School	Full	42,000	43,321
Westglades Middle School	Full	14,000	13,999

Total

\$ 1,036,000

\$ 998,384

* Amount Used includes all orders received from schools and due to timing may differ from amounts reported in the Budget Activity Section.

Section 3: Music & Art Equipment





Section 4

Athletics

Valerie S. Wanza, Ph.D.
Chief School Performance & Accountability Officer

SMART PROGRAM ATHLETICS

SMART Program Athletic initiatives are in good standing, with nearly all projects completed. Of the 15 track and 30 weight room enhancements funded by the SMART Program, the single project yet to reach the finish line is the Northeast High School weight room, which has been delayed.

Tracks



15

COMPLETED

**Track
Upgrades**

All SMART athletic track projects

(15 tracks – 3 middle schools and 12 high schools) have been complete as of September 30, 2018.

Weight Rooms



30

COMPLETED

**Weight Room
Upgrades**

Improvements include equipment, paint, murals, structural repairs, flooring, sound system, mirrors, lighting, electrical upgrades, etc.

The 30 High Schools covered by the weight room initiative have undergone a coordinated review for safety, ADA compliance, dimensional clearance, and gender equity prior to the release of funding.

Northeast High School Weight Room



**NORTHEAST
HIGH SCHOOL**

STATUS

Weight Room renovations are complete.

Weight room renovations at Northeast High School were completed this quarter.

Furniture and equipment for the room is scheduled to be delivered in the next quarter.

TRACKS COMPLETED

2016 Tracks Completed


- Pioneer Middle School
- Seminole Middle School
- Apollo Middle School
- Stranahan High School
- Charles W. Flanagan High School
- Western High School
- Hallandale Magnet High School
- Hollywood Hills High School



Charles W. Flanagan HS



Stranahan HS



Hallandale Magnet HS




Western HS

2018 Tracks Completed

- Miramar High School
- Monarch High School
- Plantation High School
- Pompano Beach High School
- Cypress Bay High School
- West Broward High School
- J.P. Taravella High School



West Broward HS



Cypress Bay HS



Pompano Beach HS



Plantation HS

WEIGHT ROOMS COMPLETED

The following completed weight room projects are listed alphabetically by school name:

SCHOOL NAME	COMPLETION DATE
Blanche Ely High School	01/2018
Boyd H. Anderson High School	04/2018
Charles W. Flanagan High School	02/2018
Coconut Creek High School	01/2018
Cooper City High School	11/2018
Coral Glades High School	09/2018
Coral Springs High School	12/2018
Cypress Bay High School	01/2018
Deerfield Beach High School	12/2018
Dillard 6-12 School	01/2018
Everglades High School	01/2018
Fort Lauderdale High School	07/2018
Hallandale Magnet High School	09/2018
Hollywood Hills High School	02/2018
J.P. Taravella High School	07/2018
Lauderhill 6-12 Magnet School	03/2018
Marjory Stoneman Douglas High School	08/2018
McArthur High School	08/2018
Miramar High School	07/2018
Monarch High School	08/2018
Northeast High School	03/2021
Nova High School	01/2018

WEIGHT ROOMS COMPLETED (CONT.)

SCHOOL NAME	COMPLETION DATE
Piper High School	01/2018
Plantation High School	07/2018
Pompano Beach High School	09/2018
South Broward High School	02/2018
South Plantation High School	09/2018
Stranahan High School	01/2018
West Broward High School	09/2018
Western High School	07/2018

SMART FUNDED WEIGHT ROOMS



Coral Glades High



Fort Lauderdale High



Charles W. Flanagan High



Miramar High



South Plantation High



J.P. Taravella High



Marjory Stoneman Douglas High



Cooper City High



Coral Springs High

NORTHEAST HIGH WEIGHT ROOM

Northeast High School's weight room renovations are complete, bringing the Athletics component of the SMART Program to a close.



- **Weight Room renovations were completed** in this quarter.
- Furniture and equipment is expected to be delivered to the campus in the next quarter.



Section 5

Facilities

Frank Girardi
Executive Director, Capital Programs

Report Provided by the District's Program Managers:

Kathleen Langan
AECOM

Ashley Carpenter
Atkins

TABLE OF CONTENTS

FACILITIES

1

PRIMARY RENOVATIONS

Introduction
Quarterly Highlights
Project Schedule & Budget Flags
Safety & Security Projects
Board Actions
Change Orders
Holding Vendors Accountable
Responses to TaxWatch & BOC Questions

2

SCHOOL CHOICE ENHANCEMENT PROGRAM (SCEP)

SCEP Quarterly Highlights
Summary of SCEP Projects

3

PROGRAM COSTS & CONTROLS

Hard vs. Soft Costs
Risk Assessment

4

SCHOOL SPOTLIGHTS

Understanding the Six-Phase Process
Individual School Spotlights

INTRODUCTION

This quarter, the SMART Program reached a significant milestone with more than half of the schools in the program having begun Active Construction for their Primary Renovation projects.

Of the 237 projects at 232 schools, **119 are currently under construction**, with 12 projects entering the Construction phase since the last Bond Oversight Committee report.

2020 SCHEDULE RESET

As part of AECOM's transition as Program Manager/Owner's Representative (PMOR) of the SMART Program, a comprehensive evaluation of the Program was performed, and it was determined that the most recent schedule (2018) for the completion of all construction projects was statistically improbable. Under the 2018 schedule, nearly all projects had been flagged and deemed at risk of schedule delays with potential budget impacts.

A revised schedule (2020) was presented to the School Board at a December 2020 workshop, and following minor modifications to reflect current trends and market conditions, it was approved the following month. AECOM's goal is to re-establish reasonable expectations based on the reality of the program today. Under the new schedule, most projects are expected to be complete by 2025, with a small remainder scheduled to be complete in early 2026.

SPOTLIGHT UPDATE

The School Spotlights have been updated with the intent to provide a more complete perspective of a school's status in the SMART Program. Changes in the new layout include added sections for Music and Technology, as well as a list of items delivered to-date through the School Choice Enhancement Program. The new Spotlights also contain information on the 2020 schedule update for each school, alongside the 2018 and original completion dates for historical reference.

SMART INVESTMENTS

LEAD TO SMART STUDENTS.

SCHOOL SPOTLIGHT

QUARTER ENDING: MARCH 31, 2020

APOLLO MIDDLE SCHOOL

Label:

1001 W 4th ST, COLLEGE STATION, TX 77840

Location Number:

1001

Nearest School:

W. 4th St. HS

Nearest District:

ISD 100

2019 LEAD:

\$1,400,000

Year Available Budget:

\$1,200,000

PRIMARY RENOVATIONS

CURRENT PHASE

ACTIVE CONSTRUCTION

PROJECT UPDATE

The school is in the process of hiring a contractor to complete its renovations.

PROJECT SCOPE

Building Envelope Improvements	\$1,100,000
Roofing/Climate Improvements	\$1,000,000
Site Landscaping	\$500,000
Plumbing Improvements	\$1,000,000
Other/Unallocated	\$1,000,000

Safety / Security Upgrade

UNSAFE CONDITION - YES

REPAIR NEEDED - YES

SCHOOL CHOICE ENHANCEMENT (SCEP)

CURRENT PHASE

BUDGET

SCHEDULE

STATUS

IMPLEMENTATION

\$100,000

PLANNING/DESIGN

SCORE

DELIVERED

IN PROGRESS

IMPLEMENTATION

Track

Other/Unallocated

By December

COMPLETION

SCORE

Other/Unallocated

By December

COMPLETION

SCORE

Other/Unallocated

By December

COMPLETION

SCORE

ATHLETICS

CURRENT PHASE

BUDGET

SCHEDULE

STATUS

IMPLEMENTATION

\$100,000

PLANNING/DESIGN

SCORE

DELIVERED

IN PROGRESS

IMPLEMENTATION

Track

Other/Unallocated

By December

COMPLETION

SCORE

Other/Unallocated

By December

COMPLETION

SCORE

Other/Unallocated

By December

COMPLETION

SCORE

MUSIC

CURRENT PHASE

BUDGET

SCHEDULE

STATUS

IMPLEMENTATION

\$100,000

PLANNING/DESIGN

SCORE

DELIVERED

IN PROGRESS

IMPLEMENTATION

Track

Other/Unallocated

By December

COMPLETION

SCORE

Other/Unallocated

By December

COMPLETION

SCORE

Other/Unallocated

By December

COMPLETION

SCORE

TECHNOLOGY

CURRENT PHASE

BUDGET

SCHEDULE

STATUS

IMPLEMENTATION

\$100,000

PLANNING/DESIGN

SCORE

DELIVERED

IN PROGRESS

IMPLEMENTATION

Track

Other/Unallocated

By December

COMPLETION

SCORE

Other/Unallocated

By December

COMPLETION

SCORE

Other/Unallocated

By December

COMPLETION

SCORE

PLANS/COMMENTS:

AECOM ACTIONS:

ASCOM

PLAN #1: 1-10-2014 10:10:30

PLAN #2: 1-10-2014 10:10:30

PLAN #3: 1-10-2014 10:10:30

PLAN #4: 1-10-2014 10:10:30

PLAN #5: 1-10-2014 10:10:30

PLAN #6: 1-10-2014 10:10:30

PLAN #7: 1-10-2014 10:10:30

PLAN #8: 1-10-2014 10:10:30

PLAN #9: 1-10-2014 10:10:30

PLAN #10: 1-10-2014 10:10:30

PLAN #11: 1-10-2014 10:10:30

PLAN #12: 1-10-2014 10:10:30

PLAN #13: 1-10-2014 10:10:30

PLAN #14: 1-10-2014 10:10:30

PLAN #15: 1-10-2014 10:10:30

PLAN #16: 1-10-2014 10:10:30

PLAN #17: 1-10-2014 10:10:30

PLAN #18: 1-10-2014 10:10:30

PLAN #19: 1-10-2014 10:10:30

PLAN #20: 1-10-2014 10:10:30

PLAN #21: 1-10-2014 10:10:30

PLAN #22: 1-10-2014 10:10:30

PLAN #23: 1-10-2014 10:10:30

PLAN #24: 1-10-2014 10:10:30

PLAN #25: 1-10-2014 10:10:30

PLAN #26: 1-10-2014 10:10:30

PLAN #27: 1-10-2014 10:10:30

PLAN #28: 1-10-2014 10:10:30

PLAN #29: 1-10-2014 10:10:30

PLAN #30: 1-10-2014 10:10:30

PLAN #31: 1-10-2014 10:10:30

PLAN #32: 1-10-2014 10:10:30

PLAN #33: 1-10-2014 10:10:30

PLAN #34: 1-10-2014 10:10:30

PLAN #35: 1-10-2014 10:10:30

PLAN #36: 1-10-2014 10:10:30

PLAN #37: 1-10-2014 10:10:30

PLAN #38: 1-10-2014 10:10:30

PLAN #39: 1-10-2014 10:10:30

PLAN #40: 1-10-2014 10:10:30

PLAN #41: 1-10-2014 10:10:30

PLAN #42: 1-10-2014 10:10:30

PLAN #43: 1-10-2014 10:10:30

PLAN #44: 1-10-2014 10:10:30

PLAN #45: 1-10-2014 10:10:30

PLAN #46: 1-10-2014 10:10:30

PLAN #47: 1-10-2014 10:10:30

PLAN #48: 1-10-2014 10:10:30

PLAN #49: 1-10-2014 10:10:30

PLAN #50: 1-10-2014 10:10:30

PLAN #51: 1-10-2014 10:10:30

PLAN #52: 1-10-2014 10:10:30

PLAN #53: 1-10-2014 10:10:30

PLAN #54: 1-10-2014 10:10:30

PLAN #55: 1-10-2014 10:10:30

PLAN #56: 1-10-2014 10:10:30

PLAN #57: 1-10-2014 10:10:30

PLAN #58: 1-10-2014 10:10:30

PLAN #59: 1-10-2014 10:10:30

PLAN #60: 1-10-2014 10:10:30

PLAN #61: 1-10-2014 10:10:30

PLAN #62: 1-10-2014 10:10:30

PLAN #63: 1-10-2014 10:10:30

PLAN #64: 1-10-2014 10:10:30

PLAN #65: 1-10-2014 10:10:30

PLAN #66: 1-10-2014 10:10:30

PLAN #67: 1-10-2014 10:10:30

PLAN #68: 1-10-2014 10:10:30

PLAN #69: 1-10-2014 10:10:30

PLAN #70: 1-10-2014 10:10:30

PLAN #71: 1-10-2014 10:10:30

PLAN #72: 1-10-2014 10:10:30

PLAN #73: 1-10-2014 10:10:30

PLAN #74: 1-10-2014 10:10:30

PLAN #75: 1-10-2014 10:10:30

PLAN #76: 1-10-2014 10:10:30

PLAN #77: 1-10-2014 10:10:30

PLAN #78: 1-10-2014 10:10:30

PLAN #79: 1-10-2014 10:10:30

PLAN #80: 1-10-2014 10:10:30

PLAN #81: 1-10-2014 10:10:30

PLAN #82: 1-10-2014 10:10:30

PLAN #83: 1-10-2014 10:10:30

PLAN #84: 1-10-2014 10:10:30

PLAN #85: 1-10-2014 10:10:30

PLAN #86: 1-10-2014 10:10:30

PLAN #87: 1-10-2014 10:10:30

PLAN #88: 1-10-2014 10:10:30

PLAN #89: 1-10-2014 10:10:30

PLAN #90: 1-10-2014 10:10:30

PLAN #91: 1-10-2014 10:10:30

PLAN #92: 1-10-2014 10:10:30

PLAN #93: 1-10-2014 10:10:30

PLAN #94: 1-10-2014 10:10:30

PLAN #95: 1-10-2014 10:10:30

PLAN #96: 1-10-2014 10:10:30

PLAN #97: 1-10-2014 10:10:30

PLAN #98: 1-10-2014 10:10:30

PLAN #99: 1-10-2014 10:10:30

PLAN #100: 1-10-2014 10:10:30

BROWARD

PLAN #1: 1-10-2014 10:10:30

PLAN #2: 1-10-2014 10:10:30

PLAN #3: 1-10-2014 10:10:30

PLAN #4: 1-10-2014 10:10:30

PLAN #5: 1-10-2014 10:10:30

PLAN #6: 1-10-2014 10:10:30

PLAN #7: 1-10-2014 10:10:30

PLAN #8: 1-10-2014 10:10:30

PLAN #9: 1-10-2014 10:10:30

PLAN #10: 1-10-2014 10:10:30

PLAN #11: 1-10-2014 10:10:30

PLAN #12: 1-10-2014 10:10:30

PLAN #13: 1-10-2014 10:10:30

PLAN #14: 1-10-2014 10:10:30

PLAN #15: 1-10-2014 10:10:30

PLAN #16: 1-10-2014 10:10:30

PLAN #17: 1-10-2014 10:10:30

PLAN #18: 1-10-2014 10:10:30

PLAN #19: 1-10-2014 10:10:30

PLAN #20: 1-10-2014 10:10:30

PLAN #21: 1-10-2014 10:10:30

PLAN #22: 1-10-2014 10:10:30

PLAN #23: 1-10-2014 10:10:30

PLAN #24: 1-10-2014 10:10:30

PLAN #25: 1-10-2014 10:10:30

PLAN #26: 1-10-2014 10:10:30

PLAN #27: 1-10-2014 10:10:30

PLAN #28: 1-10-2014 10:10:30

PLAN #29: 1-10-2014 10:10:30

PLAN #30: 1-10-2014 10:10:30

PLAN #31: 1-10-2014 10:10:30

PLAN #32: 1-10-2014 10:10:30

PLAN #33: 1-10-2014 10:10:30

PLAN #34: 1-10-2014 10:10:30

PLAN #35: 1-10-2014 10:10:30

PLAN #36: 1-10-2014 10:10:30

PLAN #37: 1-10-2014 10:10:30

PLAN #38: 1-10-2014 10:10:30

PLAN #39: 1-10-2014 10:10:30

PLAN #40: 1-10-2014 10:10:30

PLAN #41: 1-10-2014 10:10:30

PLAN #42: 1-10-2014 10:10:30

PLAN #43: 1-10-2014 10:10:30

PLAN #44: 1-10-2014 10:10:30

PLAN #45: 1-10-2014 10:10:30

PLAN #46: 1-10-2014 10:10:30

PLAN #47: 1-10-2014 10:10:30

PLAN #48: 1-10-2014 10:10:30

PLAN #49: 1-10-2014 10:10:30

PLAN #50: 1-10-2014 10:10:30

PLAN #51: 1-10-2014 10:10:30

PLAN #52: 1-10-2014 10:10:30

PLAN #53: 1-10-2014 10:10:30

PLAN #54: 1-10-2014 10:10:30

PLAN #55: 1-10-2014 10:10:30

PLAN #56: 1-10-2014 10:10:30

PLAN #57: 1-10-2014 10:10:30

PLAN #58: 1-10-2014 10:10:30

PLAN #59: 1-10-2014 10:10:30

PLAN #60: 1-10-2014 10:10:30

PLAN #61: 1-10-2014 10:10:30

PLAN #62: 1-10-2014 10:10:30

PLAN #63: 1-10-2014 10:10:30

PLAN #64: 1-10-2014 10:10:30

PLAN #65: 1-10-2014 10:10:30

PLAN #66: 1-10-2014 10:10:30

PLAN #67: 1-10-2014 10:10:30

PLAN #68: 1-10-2014 10:10:30

PLAN #69: 1-10-2014 10:10:30

PLAN #70: 1-10-2014 10:10:30

PLAN #71: 1-10-2014 10:10:30

PLAN #72: 1-10-2014 10:10:30

PLAN #73: 1-10-2014 10:10:30

PLAN #74: 1-10-2014 10:10:30

PLAN #75: 1-10-2014 10:10:30

PLAN #76: 1-10-2014 10:10:30

PLAN #77: 1-10-2014 10:10:30

PLAN #78: 1-10-2014 10:10:30

PLAN #79: 1-10-2014 10:10:30

PLAN #80: 1-10-2014 10:10:30

PLAN #81: 1-10-2014 10:10:30

PLAN #82: 1-10-2014 10:10:30

PLAN #83: 1-10-2014 10:10:30

PLAN #84: 1-10-2014 10:10:30

PLAN #85: 1-10-2014 10:10:30

PLAN #86: 1-10-2014 10:10:30

PLAN #87: 1-10-2014 10:10:30

PLAN #88: 1-10-2014 10:10:30

PLAN #89: 1-10-2014 10:10:30

PLAN #90: 1-10-2014 10:10:30

PLAN #91: 1-10-2014 10:10:30

PLAN #92: 1-10-2014 10:10:30

PLAN #93: 1-10-2014 10:10:30

PLAN #94: 1-10-2014 10:10:30

PLAN #95: 1-10-2014 10:10:30

PLAN #96: 1-10-2014 10:10:30

PLAN #97: 1-10-2014 10:10:30

PLAN #98: 1-10-2014 10:10:30

PLAN #99: 1-10-2014 10:10:30

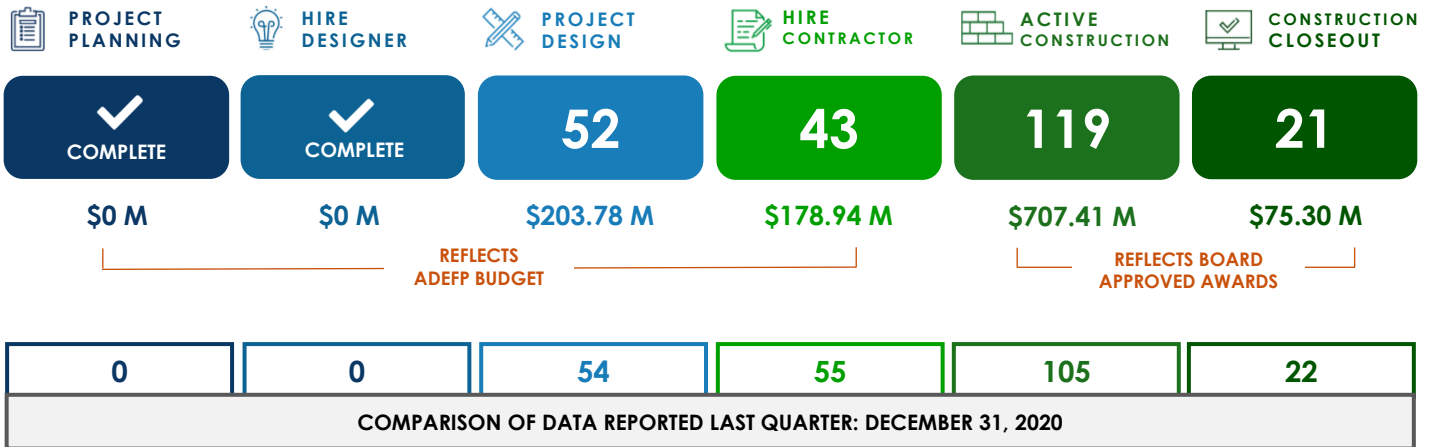
PLAN #100: 1-10-2014 10:10:30

For a closer look at the Spotlights, go to page 75.

QUARTERLY HIGHLIGHTS

The following highlights are of progress made this quarter (ending March 31, 2021).

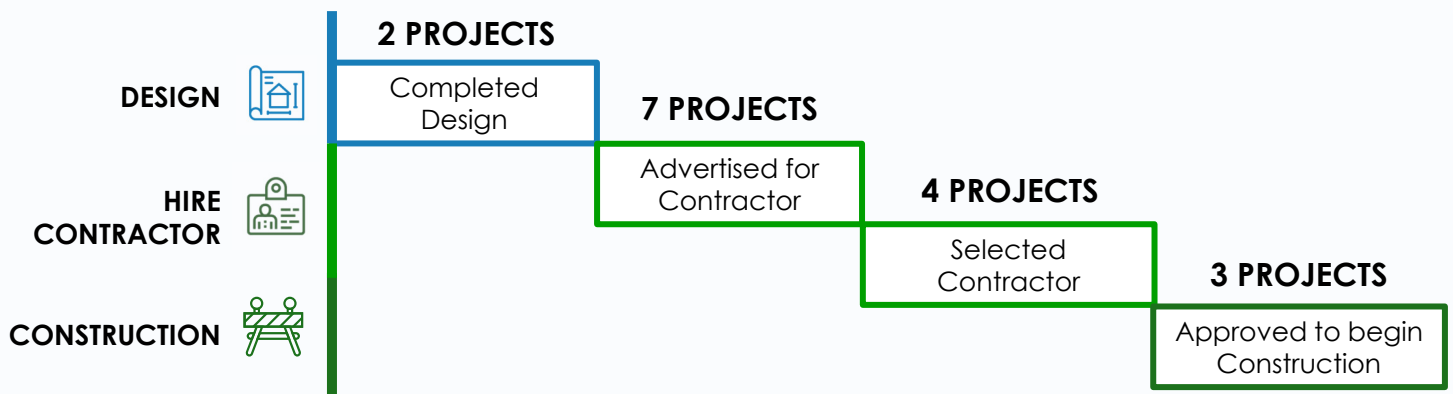
PRIMARY RENOVATIONS PROCESS CHART



Disclaimer: Some schools have multiple Primary Renovations projects in different phases.

KEY PERFORMANCE INDICATORS (KPI's)

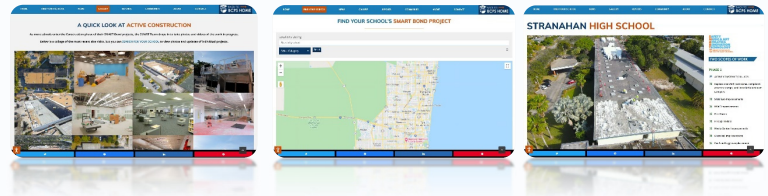
The following KPI's are being monitored to track the progress of Primary Renovations moving between Design and Construction phases this quarter:





VISIT [BCPSSMARTFUTURES.COM](https://www.bcpssmartfutures.com)

to find up-to-date footage of construction activity across the District. Scan the QR code to view the gallery section of the SMART website or [click here](#).



QUARTERLY HIGHLIGHTS: SCHOOLS IN CONSTRUCTION

Included below is a summary breakdown of schools in construction:

119 PROJECTS IN ACTIVE CONSTRUCTION



NEW PROJECTS IN CONSTRUCTION



Attucks MS (Phase 1)



Boyd H. Anderson HS



Collins ES



Gulfstream Early Learning Center of Excellence



Deerfield Beach ES



Dillard ES



Gulfstream Academy of Hallandale Beach



Horizon ES



Meadowbrook ES



Pembroke Lakes ES



Pines Lakes ES



McFatter Technical High School & Technical College

PROJECTS PREVIOUSLY IN CONSTRUCTION

Annabel C. Perry PK - 8	Endeavour PLC	Margate ES	Riverland ES
Atlantic Technical	Everglades ES	McNab ES	Rock Island ES
Arthur Ashe, Jr. Campus	Fairway ES	Mirror Lake ES	Royal Palm STEM
Banyan ES	Falcon Cove MS	New River MS	Museum Magnet
Bayview ES	Flamingo ES	Norcrest ES	Sandpiper ES
Blanche Ely HS	Floranada ES	North Side ES	Sea Castle ES
Bright Horizons Center	Forest Glen MS	Northeast HS	Seagull Alternative HS
Broadview ES	Forest Hills ES	Nova HS	Silver Ridge ES
C. Robert Markham ES	Fort Lauderdale HS	Oakland Park ES	Silver Trail MS
Castle Hill ES	Fox Trail ES	Oakridge ES	South Broward HS
Central Park ES	Gator Run ES	Olsen MS	Stirling ES
Challenger ES	Griffin ES	Panther Run ES	Stranahan HS
Chapel Trail ES	Gulfstream Academy	Park Lakes ES	Sunland Park Academy
Colbert Museum Magnet	of Hallandale Beach K-8	Park Trails ES	Sunrise MS
Coral Park ES	Hawkes Bluff ES	Pembroke Pines ES	Tamarac ES
Coral Springs HS	Henry D. Perry EC	Pines MS	Phase 1
Country Isles ES	Hollywood Central ES	Pinewood ES	Tedder ES
Cypress Bay HS	Hollywood Hills HS	Pioneer MS	The Quest Center
Dave Thomas EC - East	Hollywood Park ES	Piper HS	Tradewinds ES
Davie ES	J.P. Taravella HS	Plantation MS	Virginia S. Young ES
Deerfield Beach HS	James S. Rickards MS	Pompano Beach ES	Walker ES
Deerfield Park ES	Lake Forest ES	Pompano Beach MS	Watkins ES
Dillard 6-12	Lakeside ES	Quiet Waters ES	West Broward HS
Driftwood MS	Larkdale ES	Ramblewood ES	West Hollywood ES
Eagle Point ES	Lauderdale Lakes MS	Ramblewood MS	Westchester ES
Eagle Ridge ES	Liberty ES	Riverglades ES	Westpine MS
Embassy Creek ES	Maplewood ES		William E. Dandy MS
			Winston Park ES

QUARTERLY HIGHLIGHTS: BIG 3

SMART Program updates at **Blanche Ely High School**, **Northeast High School**, and **Stranahan High School** for the quarter ending December 31, 2020.

BLANCHE ELY HIGH SCHOOL



NORTHEAST HIGH SCHOOL



STRANAHAN HIGH SCHOOL





BLANCHE ELY HIGH SCHOOL

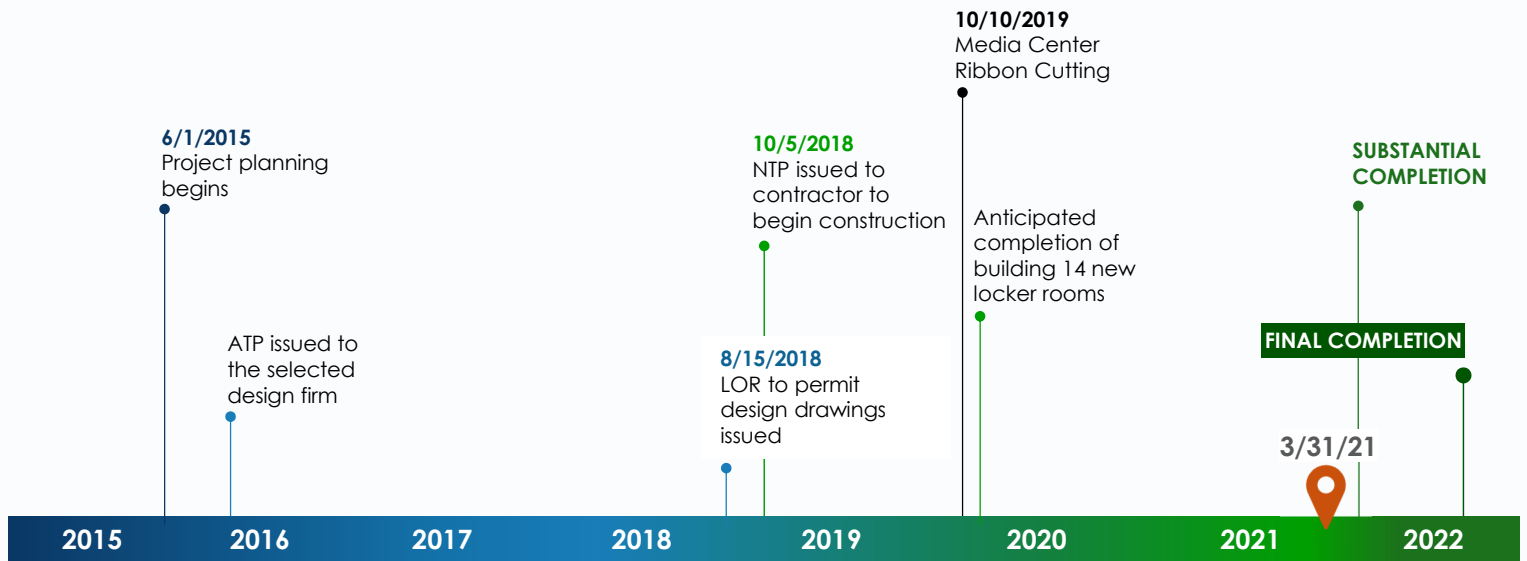
PRIMARY RENOVATIONS



ACTIVE CONSTRUCTION

ADA improvements are ongoing at Blanche Ely High School in Buildings 13 and 14. ADA improvements are also being made to the front of Building 17 that will include new concrete hardscape and an ADA access ramp with a new canopy. Building 14 locker rooms are being fully renovated and are slated to open for the new school year. Roofing work remains ongoing on Buildings 1 and 18.

KEY MILESTONES:





BLANCHE ELY HIGH SCHOOL

PRIMARY RENOVATIONS




ACTIVE CONSTRUCTION



WORK COMPLETED

- ✓ **MEDIA CENTER**
- ✓ **OUTDOOR DINING STRUCTURE**
- ✓ **CHILLER PLANT REPLACEMENT**
- BUILDING 1**
 - ✓ Interior chilled water piping, AHU replacement & ceiling installation
- BUILDING 4**
 - ✓ HVAC chiller
- BUILDING 14 (GYMNASIUM)**
 - ✓ ADA restroom &, wheelchair ADA lift
- BUILDING 15**
 - ✓ HVAC duct heater
- BUILDINGS 18 & 26**
 - ✓ STEM Labs
- LOCKER ROOM**
 - ✓ ADA compliance



WORK IN PROGRESS

- BUILDING 1**
 - Roofing
- BUILDING 2**
 - STEM Lab, restroom, roofing, HVAC & fire sprinkler
- BUILDING 17**
 - Exterior ADA improvements & HVAC
- BUILDING 26**
 - STEM Labs





BLANCHE ELY HIGH SCHOOL

PRIMARY RENOVATIONS

WORK COMPLETED



OUTDOOR DINING STRUCTURE



MEDIA CENTER



STEM LAB



CHILLED WATER PIPING



ADA LIFT



ADA RESTROOM

WORK IN PROGRESS



ROOFING



ROOFING



ROOFING



BLANCHE ELY HIGH SCHOOL

SCHOOL CHOICE ENHANCEMENT PROGRAM



COMPLETE

ITEMS DELIVERED AND INSTALLED:

- ✓ Media backdrop
- ✓ Bracket kits with ActivBoards
- ✓ Projectors
- ✓ Tables
- ✓ Chairs
- ✓ Science equipment
- ✓ Digital classroom upgrades
- ✓ Heart models
- ✓ Podium
- ✓ Laptops & adapters



ATHLETICS



COMPLETE

UPGRADES COMPLETED

- ✓ Weight room renovations
- ✓ Track upgrades

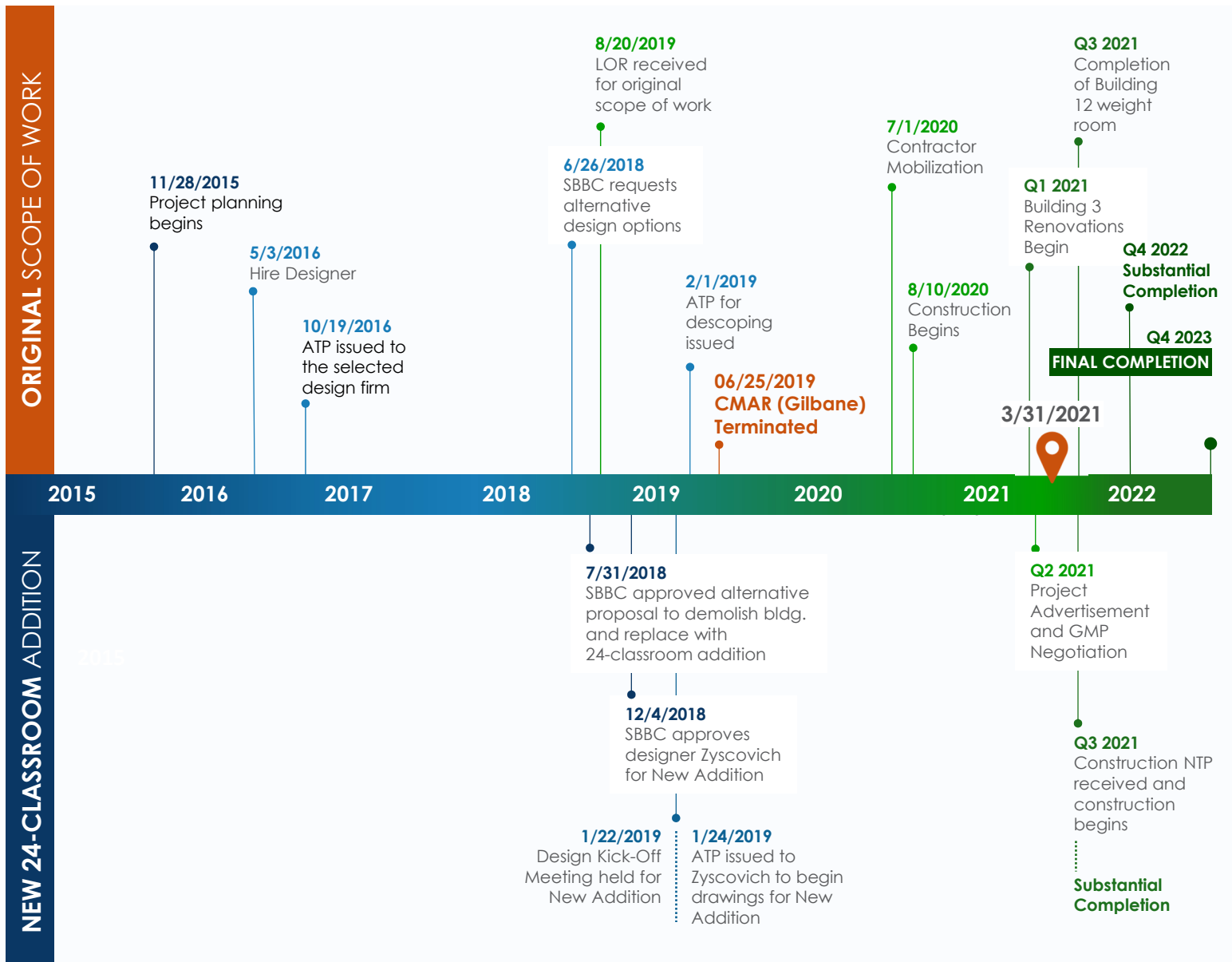




NORTHEAST HIGH SCHOOL

PRIMARY RENOVATIONS (ORIGINAL SCOPE & NEW ADDITION)

Northeast High School has completed its weight room renovations and is currently awaiting the installation of equipment. Restroom and culinary lab renovations are underway in Building 3 and roofing repairs have begun on Building 12.





NORTHEAST HIGH SCHOOL

PRIMARY RENOVATIONS (PHASE 1)



ACTIVE CONSTRUCTION



WORK COMPLETED

✓ WEIGHT ROOM RENOVATIONS



WORK IN PROGRESS

BUILDING 1

- Science Lab

BUILDING 3

- STEM Lab, culinary lab, restroom & fire protection

BUILDING 12

- Fire alarm, roofing





NORTHEAST HIGH SCHOOL

PRIMARY RENOVATIONS (PHASE 1)

WORK IN PROGRESS



ROOFING COMPLETE



ROOFING UNDERWAY



FIRE MAIN TIE-IN



INDSUTRIAL/CULINARY LAB



INDSUTRIAL/CULINARY LAB



INDSUTRIAL/CULINARY LAB



INDUSTRIAL/CULINARY LAB



INDSUTRIAL/CULINARY LAB



UNDERGROUND FIRE PROTECTION



NORTHEAST HIGH SCHOOL

NEW CLASSROOM ADDITION (PHASE 2)



DESIGN

Design drawings are being reviewed by the Building Department for the new classroom addition.

SCHOOL CHOICE ENHANCEMENT PROGRAM



IMPLEMENTATION

The school has elected to hold on to the remaining dollars until the Primary Renovations are complete.

ITEMS DELIVERED AND INSTALLED:

- ✓ Outdoor trash receptacles
- ✓ Science equipment
- ✓ Golf carts
- ✓ Scoring tables
- ✓ Digital marquee
- ✓ Gym scoreboards (2)
- ✓ Football scoreboard
- ✓ Electric strikes (2)
- ✓ Standalone door alarms
- ✓ Window wraps

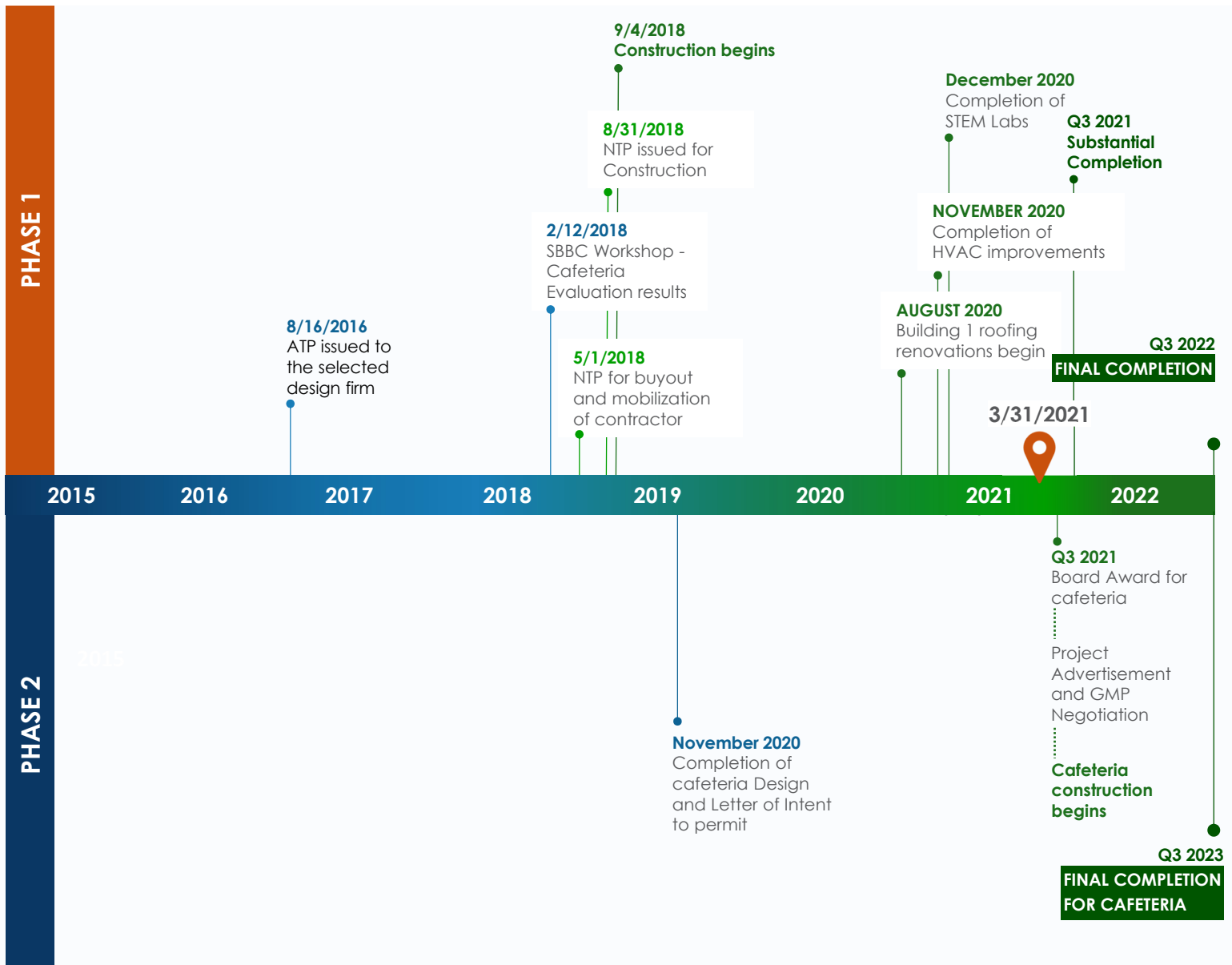




STRANAHAN HIGH SCHOOL

PRIMARY RENOVATIONS (ORIGINAL SCOPE & CAFETERIA)

All HVAC and interior improvements are complete at Stranahan High School. Roofing repairs and media center renovations are ongoing, while cafeteria renovations remain in the Design phase. All renovations are still on track to be completed on time.





STRANAHAN HIGH SCHOOL

PRIMARY RENOVATIONS (PHASE 1)




ACTIVE CONSTRUCTION



WORK COMPLETED

- ✓ **MEDIA CENTER**
- ✓ **BUILDING 1**
- ✓ HVAC
- ✓ **BUILDING 5**
- ✓ Roofing, HVAC & restrooms
- ✓ **BUILDING 6**
- ✓ STEM Lab, HVAC & roofing
- ✓ **BUILDING 7**
- ✓ Roofing, interior work & HVAC
- ✓ **BUILDINGS 9**
- ✓ Restrooms, fire protection & HVAC
- ✓ **BUILDING 15 (GYMNASIUM)**
- ✓ HVAC
- ✓ **BUILDINGS 23**
- ✓ STEM Lab
- ALL HVAC IMPROVEMENTS COMPLETE**



WORK IN PROGRESS

- **BUILDINGS 1-4 , 8, 9, 10, 13-15**
- Roofing
- **BUILDING 17**
- Storage Conversion
- **BUILDING 20**
- STEM Lab
- Roofing

- ★ **INTERIOR RENOVATIONS 90% COMPLETE**
- ★ **FIRE ALARM TESTING UNDERWAY CAMPUS-WIDE**
- ★ **ROOFING SCOPES 50% COMPLETE**
- ★ **BUILDINGS 1-3 ARE IN LWIC PLACEMENT PHASE**



STRANAHAN HIGH SCHOOL

PRIMARY RENOVATIONS (PHASE 1)

WORK IN PROGRESS



STEM LAB



STEM LAB



STEM LAB



NURSING LAB



MUSIC LAB IN MEDIA CENTER



MEDIA CENTER



BUILDING 4 CEILING TILES



CULINARY LAB



WIINDOW REPLACEMENTS



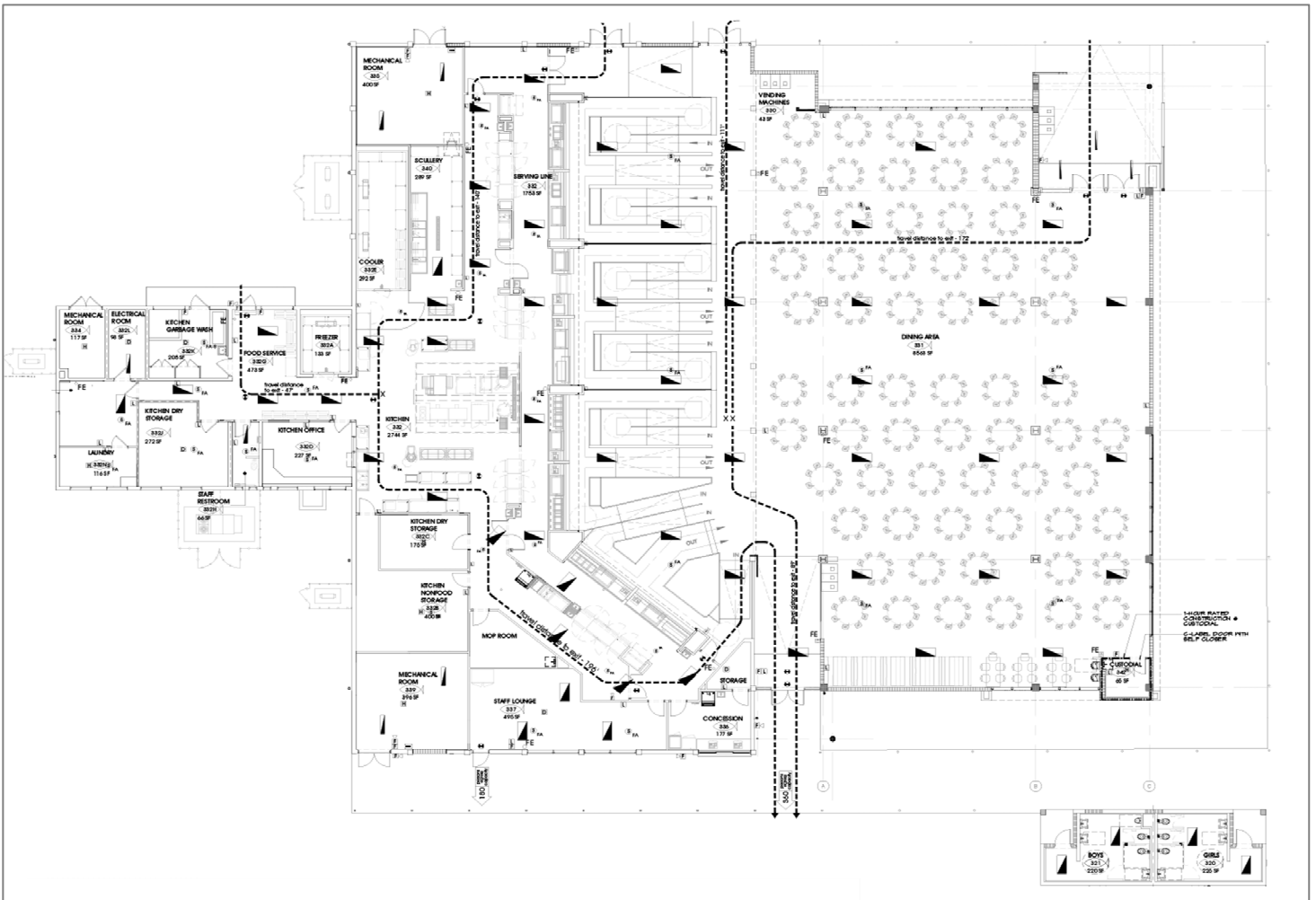
STRANAHAN HIGH SCHOOL

CAFETERIA ADDITION / RENOVATIONS (PHASE 2)



DESIGN

- **Design drawings are being reviewed by the Building Department. The architect is responding to comments and will resubmit once addressed.**
- **The updated design reflects an interior capacity of 790.**





STRANAHAN HIGH SCHOOL

SCHOOL CHOICE ENHANCEMENT PROGRAM



IMPLEMENTATION

ITEMS DELIVERED AND INSTALLED:

- ✓ 50" TVs
- ✓ Outdoor picnic benches
- ✓ Projectors
- ✓ Document cameras
- ✓ Printers
- ✓ Scientific calculators
- ✓ Column wraps
- ✓ Digital marquee
- ✓ PA system
- ✓ Office furniture
- ✓ Sisco STAR system IS machine
- ✓ Laptops
- ✓ Chairs
- ✓ Conference table
- ✓ Slab table base



ATHLETICS



COMPLETE

UPGRADES COMPLETED

- ✓ Weight room renovations
- ✓ Track upgrades



PROJECT SCHEDULE & BUDGET FLAGS

Included below are the flag categories and a flag key, followed by a table listing the total number of flags divided by reason.

- ▶ Key for identifying the type of flags on the School Spotlights:
 - **S** – Schedule reflects an inability to meet the planned milestone date for progressing to the next phase in the process.
 - **B** – Budget reflects a Board approved increase in funding based on bid and/or change order results.

Included in the table below are the schedule and budget flags from this quarter.

PROJECT SCOPE	SCHEDULE FLAGS	BUDGET FLAGS	TOTAL
Primary Renovations	3	5	8
Other (Phase2, Cafeteria, Fire Alarm, etc.)			0
School Choice Enhancements			0
Total	3	5	8

Note: Once projects have reached construction closeout, they will no longer be flagged.

SCHEDULE FLAGS

1. Cypress Bay High School
2. North Fork Elementary School
3. Pioneer Middle School

BUDGET FLAGS

1. Pembroke Lakes Elementary School
2. Village Elementary School
3. Thurgood Marshall Elementary School
4. Stephen Foster Elementary School
5. Wingate Oaks Center



282

SAFETY & SECURITY PROJECTS

SAFETY BREAKDOWN



SINGLE POINT OF ENTRY

96

TOTAL



ALL COMPLETED
BY 2019



FIRE SPRINKLER

86

TOTAL



42 UNDERWAY
OR COMPLETE



FIRE ALARM

100

TOTAL



45 UNDERWAY
OR COMPLETE

BOARD ACTIONS QUARTERLY RECAP

As projects move through the Design and Construction phases, key milestones along the way require School Board approval. These milestones include the selection of a Design team, the approval of the Professional Services Agreement (PSA) between the Design team and the District, authorization to advertise for a contractor, and approval of the agreement written for the selected contractor.

Below are projects that achieved a milestone last quarter:

36 BOARD ACTIONS JAN 1, 2021 – MAR 31, 2021

ADVERTISE FOR BIDS

Board approves process of seeking bids from contractors

2

Country Hills ES
Hallandale Magnet HS

CHANGE ORDERS

Board approves change in scope that do not have financial impact this quarter

18

Nova HS
Hollywood Hills HS
Gulfstream Academy of Hallandale Beach K-8
Pompano Beach ES
Pioneer MS

Sunland Park Academy
Griffin ES
Pompano Beach ES
Atlantic Technical College
Arthur Ashe Campus
Hollywood Hills HS

Pompano Beach MS
Royal Palm STEM MM
Westwood Heights ES
Pompano Beach MS
Bright Horizons Center
Blanche Ely HS

FINAL ACCEPTANCE AND RELEASE OF RETAINAGE

1

Sunset Lakes ES

REDUCTION OF RETAINAGE

2

Marjory Stoneman Douglas HS
Charles W. Flanagan HS

BOARD ACTIONS QUARTERLY RECAP

36 BOARD ACTIONS JAN 1, 2021 – MAR 31, 2021

PROFESSIONAL SERVICES AGREEMENT

5

North Andrews Gardens ES
Hollywood Hills ES

Henry D. Perry EC
Coral Springs MS

Plantation MS

CONSTRUCTION BID RECOMMENDATION

5

Pembroke Lakes ES
Stephen Foster ES
Thurgood Marshall ES

Village ES
Wingate Oaks Center

CONTINGENCY USE DIRECTIVE

1

Blanche Ely HS

FUNDING REQUEST / PARTIAL FUNDING REQUEST

2

Nova Traffic Improvements
Roof Top Equipment Condition

CHANGE ORDERS

PROJECT NAME	CHANGE ORDER AMOUNT	% OF CONSTRUCTION CONTRACT VALUE
Annabel C. Perry Pre K-8 - GOB Renovations	\$154,367.00	4%
Atlantic Technical College, Arthur Ashe, Jr. Campus- SMART Renovations	\$3,289.00	0%
Banyan ES - SMART Renovations	\$2,539.00	0%
Blanche Ely HS - GOB Renovations	\$22,630.00	0%
Boyd Anderson HS - Media Ctr Remodeling	\$87,081.00	11%
Bright Horizons Center - SMART Renovations	\$340,601.00	12%
Charles W. Flanagan HS - SMART Renovations	\$94,634.00	1%
Coconut Creek ES - Building Renovations	\$108,129.00	3%
Cross Creek School - Single Point of Entry - SMART Program	\$2,030.00	1%
Cypress Bay HS - GOB Renovations	\$42,044.00	0%
Cypress ES - SMART Building Renovations	\$128,895.00	5%
Eagle Ridge ES - GOB Renovations	\$121,533.00	5%
Falcon Cove MS - SMART Renovations	\$59,184.00	0%
Gulfstream Academy of Hallandale Beach K-8 (North) - SMART Renovations	\$163,337.00	4%
Hollywood Hills HS - SMART Renovations	\$612,221.00	3%
Indian Ridge MS - GOB Renovations	\$32,409.00	1%
Lake Forest ES - Repair Roof on Bldg 4	\$11,222.31	3%
Lauderdale Lakes MS - Building Renovation	\$610,943.00	12%
Lauderhill 6-12 STEM-MED Magnet School - Single Point of Entry - SMART Program	\$13,744.00	6%
Manatee Bay ES - SMART Renovations	\$82,083.00	4%
McNab ES - SMART Renovations	\$8,133.00	0%
McNicol MS - SMART Renovations	\$23,508.00	3%
Morrow ES - SMART Renovations	\$5,686.00	0%
Olsen MS - Single Point of Entry - SMART Program	\$11,588.00	7%
Pompano Beach ES - GOB Renovations	\$58,795.00	1%
Pompano Beach MS - GOB Renovations	\$250,974.00	3%
Royal Palm STEM Museum Magnet - Single Point of Entry - SMART Program	\$2,870.00	2%
Royal Palm STEM Museum Magnet - SMART Renovations	\$1,649.00	0%
South Plantation HS - Single Point of Entry - SMART Program	\$7,048.00	4%
Stranahan HS - GOB Renovations	\$267,001.00	1%
Sunland Park Academy - SMART Renovations	\$17,084.00	2%
Sunrise MS - Single Point of Entry - SMART Program	\$14,946.00	10%
Tequesta Trace MS - Single Point of Entry - SMART Program	\$22,436.00	16%
Village ES - Single Point of Entry - SMART Program	\$4,600.00	3%
West Hollywood ES - GOB Renovations	\$18,602.00	1%
Western HS - SMART Program Renovations (Culinary Lab)	\$19,467.00	2%
Westpine MS - Single Point of Entry - SMART Program	\$8,871.00	5%
William E. Dandy MS - Single Point of Entry - SMART Program	\$7,508.00	4%
SUBTOTAL (TRANSFERRED FROM BUDGETED CONTINGENCIES)	\$3,443,681.31	N/A

CHANGE ORDERS

Included below is a breakdown of the change orders that occurred this quarter, along with the Board approval date, amount, source and description.

ATLANTIC TECHNICAL COLLEGE, ARTHUR ASHE, JR. CAMPUS SMART PROGRAM RENOVATIONS

BOARD APPROVAL DATE	AMOUNT	CHANGE %	SOURCE	DESCRIPTION
02.17.2021	-12,766.00	(0.51)	Owner Request	Replacement Roof-Mounted Equipment at Building 1: Plans called for reinstallation hurricane cages to protect the non-rated equipment from impacts during high wind periods. However, the roof inspector did not agree that the cages should be reinstalled. Alternatively, it was agreed that installing new hurricane impact roof fans with suitable tie-downs, will reduce the weight load on the structure, reduce the wind pressure profile, reduce the number of roof penetrations, and facilitate easy maintenance of the new ventilation equipment. The substitution is also more cost effective for the District. A credit will be issued to the Owner.
02.17.2021	22,069.00	0.89	Owner Request	Replacement of Two (2) Condenser Air Conditioning Units (ACUs) and One (1) Mini-Split ACU: During a roof inspection, it was discovered that the two (2) condenser units and the mini-split ACUs were severely rusted and failing. Additionally, the rust was damaging the new roof membrane and causing warranty issues. Therefore, labor, equipment, and material will be required to replace the three (3) units at Building 1.

BRIGHT HORIZONS CENTER SMART PROGRAM RENOVATIONS

BOARD APPROVAL DATE	AMOUNT	CHANGE%	SOURCE	DESCRIPTION
03.10.2021	131,744.00	4.56	Owner Request	Replacement of Three Existing Dehumidifier Rooftop Units (RTU) at Building #1: The existing Dehumidifier Rooftop Unit (RTU-1-1P) and two Condensing Units (CUs) are rusted and towards the end of their lifespan. These three units must be replaced in order to allow use of the therapy pool and roof areas. Although this project is part of the pool renovations scope, this project of work will be added to the roofing scope of work to allow for a more comprehensive and complete renovation to this area. Therefore, labor, equipment, and materials will be required to replace the existing non-operational dehumidifier RTU and two CU's at Building 1. (

CHANGE ORDERS

GULFSTREAM ACADEMY OF HALLANDALE BEACH SMART PROGRAM RENOVATIONS

BOARD APPROVAL DATE	AMOUNT	CHANGE %	SOURCE	DESCRIPTION
01.20.2021	-1,110.00	(0.03)	Consultant Omission	Labor credit: The scope of work for Building 1 included the installation of two roof exhaust fans and curbs. Upon further inspection, it was discovered that the curbs and one of the exhaust fans were recently installed and are in very good condition. Therefore, only one exhaust fan was replaced. As a result, a credit is due to the Owner.
01.20.2021	-4,118.00	(0.11)	Owner Request	Labor credit: The scope of work included the replacement of panel H in building 6, and panels KA and KB in Building 9. Those panels were purchased for completion of the work; however, it was discovered that those panels were recently replaced by the District before construction began. The panels purchased for commencement of the work cannot be returned and instead, will be delivered to Physical Plant Operations (PPO). A credit for the labor is due the Owner
01.20.2021	-440.00	(0.01)	Consultant Error	Fire sprinkler system redesign: The original approved construction documents complied with Florida building code. However, due to campus conditions, the location of the fire risers (located in the hallways) for each building, posed a potential problem during testing. As a result, the redesign of the fire sprinkler system and installation of two air release vales will be required. A credit for the labor and related materials for the fire risers that were not installed will be due the Owner.
03.10.2021	16,658.00	0.44	Unforeseen Condition	Grease Interceptor and Sanitary Line Replacement: The original scope of work included replacement of the grease interceptor. However, due to the construction of a trash compactor after the project was approved, the scope of work required adjustment in order to allow for the new conditions. Also, the existing sanitary lines were in bad condition and damaged. Additional excavation and pipe replacement are required to locate a solid point of connection between the new and existing sanitary lines.
03.10.2021	2,617.00	0.07	Consultant Omission	Windows Installation at Building 5: The original drawings did not call for the replacement of two (2) existing exterior windows in Room 131. These two windows must be replaced with new impact windows to meet with building code requirements. Therefore, labor and materials will be required to remove and replace the two exterior windows at Building 5.
03.10.2021	5,131.00	0.14	Owner Request	Installation of Fire Protection in Freezer at Building 9: A walk-in freezer was installed in the kitchen at building 9 before LOR was issued. However, to meet building code requirements, fire protection coverage needs to be added. Labor, material and equipment is required to add four (4) dry sprinkler heads and structural support hangers.
03.10.2021	17,779.00	0.47	Owner Request	Wood Structure Demolition: Wood structure at Building 10, was scheduled to be demolished by the District before the project started and therefore, was not reflected in the construction documents. However, the structure was never demolished. During the final fire protection inspection, the inspector required that the wood structure either be removed, or fire sprinkler protection added. Therefore, Labor, material and equipment is required to demolish the existing wood structure.
03.10.2021	3,910.00	0.10	Consultant Omission	Condensate Unit Stand Replacement: The plans called for installation of the new condensing unit (CU) at Building 18, using the existing roof stand. The existing roof stand is too small for the specific condensing unit. Labor, material and equipment required to manufacture and install a new roof stand, as well as patch and repair the roof.

CHANGE ORDERS

HOLLYWOOD HILLS HIGH SCHOOL SMART PROGRAM RENOVATIONS

BOARD APPROVAL DATE	AMOUNT	CHANGE %	SOURCE	DESCRIPTION
01.20.2021	1,176.00	0.01	Consultant Omission	Equipment Room Walls at Building 7: During demolition of the existing ceiling in electrical room 701 at Building 7, it was discovered that the concrete masonry unit (CMU) wall dividing the room from the adjacent room did not extend beyond the existing ceiling. The addition of a demising wall at the top of existing CMU wall is required to allow for ceiling installation at new height. Therefore, labor, equipment, and material are required to add metal framing to the CMU wall to enclose the room at the new ceiling height.
01.20.2021	1,510.00	0.01	Consultant Omission	Roof Ladder at Building 1: During the field inspections of Upper Roof #5 at Building 1, it was determined that the existing ladder to access the roof did not comply with Florida building code requirements and would have to be replaced. As a result, labor, equipment, and material are required to install a new aluminum ladder.
01.20.2021	1,374.00	0.01	Consultant Omission	Panic Door Hardware at Building 1: Due to the voltage of the equipment in the main switch gear electrical room (332), Florida building code requires that the panic hardware on the door be replaced; however, the contract documents did not call for its replacement. As such, the contract drawings omitted the panic hardware on the door. Therefore, labor, equipment, and materials are required to install the new panic exit device on the existing door.
01.20.2021	9,333.00	0.05	Consultant Omission	Restroom Wall Studs at Building 1: During demolition of Restroom 215 at Building 1, it was discovered that the PROJECT SUMMARY Total Project Budget Construction Budget: \$11,674,443 Soft Cost Budget: \$ 3,386,557 (Design, FF&E, IT, Mgmt. Fees, etc.) Original D.E.F.P. Budget: \$15,061,000 Approved Add. Funding: \$ 7,154,351 (JJ-2, 03/19/19) New Funding Request: \$ 0 Current Revised Budget: \$22,215,351 Change Order Summary Current Request: \$ 30,801 Schedule Change: 0 days Change Order Analysis Consultant Error 0.06% Consultant Omission 0.21% Owner's Request -1.24% Unforeseen 4.13% Tax Savings and DOP 0.00% TOTAL 3.16% Construction Schedule Summary -Actual Start: 6/19/19 -Original Planned Substantial Completion: 06/05/21 -Current Planned Substantial Completion: 12/14/21 -Actual Substantial Completion: TBD -Original Planned Final Completion: 07/05/21 -Current Planned Final Completion: 02/12/22 -Actual Completion: TBD Executive Summary Revision 6/27/19 Page 2 of 2 studs inside the walls are wood. It is expected that wooden studs will be found in every restroom to be demolished for this project. For the restrooms to be compliant with Florida building code requirements, the studs need to be changed to metal ones. As a result, labor, equipment, and material are required to replace all existing wooden studs found in Restrooms 215, 277 and 294, with metal studs
01.20.2021	5,132.00	0.03	Consultant Omission	Power Poles and Circuits in Media Center at Building 1: Per recommendations from the architects supplemental information (ASI), five (5) original power poles were relocated, and three (3) new electrical circuits were added at Building 1. It was later discovered that the two (2) computer workstations could not be powered from the one power pole source at each location. The existing windows and frames prevented the electrical drop required for the copier/printer connection. As a result, labor, equipment, and material are required to relocate existing power poles to provide 3 additional power poles and 3 new electrical circuits from Panel "DL" in the media center, room 111.

CHANGE ORDERS

HOLLYWOOD HILLS HIGH SCHOOL (contd.) SMART PROGRAM RENOVATIONS

BOARD APPROVAL DATE	AMOUNT	CHANGE %	SOURCE	DESCRIPTION
01.20.2021	9,837.00	0.05	Consultant Omission	Add Clock and Speaker to Wood Shop at Building 7: Room 705 at Building 7 is being divided into two (2) spaces. A new clock and speaker will be required in the assigned wood shop space. As a result, labor, equipment, and material are required to install and reroute conduits for the newly added clock and speaker. (
01.20.2021	2,439.00	0.01	Consultant Omission	Fire Protection for Walk-in Cooler/Freezer: Shop drawings did not include fire protection for the walk-in area of the freezer/cooler in the kitchen. As a result, labor, equipment, and material are required to add fire protection to the walk-in cooler/freezer in the kitchen.
02.17.2021	3,806.00	0.02	Consultant Error	Replacement of Interior Wall and Doorframe for Electrical Closet 110L: Shop drawings for the new electrical closet 110L indicated a H1-type interior wall and 5-inch doorframe to be installed. However, site inspection revealed that although the electrical closet sits within a corridor, it is nonetheless exposed to exterior elements. Therefore, labor and materials were provided to replace and install an exterior structural wall, and to replace the 5-inch door frame with one of 6 inches
02.17.2021	9,887.00	0.05	Consultant Omission	Modifications to Mechanical Rooms 132 & 171: The original scope involved the installation of new HVAC and electrical equipment in Rooms 132 and 171. However, onsite coordination revealed that the rooms did not have proper clearances for the new equipment. It was determined that the most cost-effective means of installing the new equipment while maintaining the required clearances would be to relocate the existing water heaters and associated piping for both rooms, and additionally to relocate the existing 200A disconnect switch in room 132. Labor, material and equipment were provided to make the necessary modifications.
03.10.2021	2,597.00	0.01	Consultant Omission	Removal and Replacement of Acoustical Ceiling Tile (ACT) in the Kitchen at Building 1: In Building 1, the kitchen's existing ACT was demolished leaving exposed plaster edges where the plaster ceiling meets the ACTs, in the east and west areas of the kitchen. It was discovered that the existing ACTs are 10ft above the finished floor. The new ACT height is 9ft above the finished floor. Therefore, it was determined that the new ACTs height must be adjusted to accommodate the higher elevation where both ceiling types meet.

CHANGE ORDERS

NOVA HIGH SCHOOL SMART PROGRAM RENOVATIONS

BOARD APPROVAL DATE	AMOUNT	CHANGE %	SOURCE	DESCRIPTION
01.20.2021	9,103.00	0.04	Consultant Omission	Exterior Lights at Building 6: Drawings called for exterior lights for Building 6. Upon further inspection, it was discovered that there was no existing conduit or branch circuit to provide power for the lighting. Therefore, labor, equipment, and materials were expended to install the four exterior lights with new conduit and branch circuit.
01.20.2021	-263,884.00	(1.04)	Owner Request	Roofing Credit for Buildings 6 & 15: After the roof testing and inspection of Buildings 6 & 15, it was discovered that the demolition and removal of the gypsum roofs would not be required. The removal of this scope of work resulted in a credit to the Owner.
01.20.2021	2,954.00	0.01	Consultant Error	Relocate Electrical Panel in Building 6: The electrical panel (ELF) in Room 232 required clearances in front of the panel. To provide the required clearances, the panel needed to be recessed on an existing CMU wall due to lack of space. It was decided that recessing the panel on an existing CMU wall would have been too expensive. Therefore, the panel was relocated to room 217 in building 6, to provide the required front clearances.
01.20.2021	833.00	0.00	Consultant Omission	Fire Protection Scope at Building 3: Upon inspection, it was discovered that the partition wall in Room 136 at building 3 was interfering with the full development of the fire sprinkler pattern, thus leaving a small corner of the cubicle unprotected. The EOR indicated that providing one (1) additional sprinkler head would resolve the issue. As a result, labor, equipment, and materials are required to install the additional sprinkler head, hardware and related piping to complete the fire protection scope of work.
01.20.2021	17,963.00	0.07	Consultant Omission	Replacement of Egress Doors at Building 15: The existing exterior egress doors (343 and 346) in Building 16 no longer comply with the current Florida building code. As a result, labor, equipment, and material was expended for the removal and installation of two (2) new exterior egress doors
01.20.2021	28,879.00	0.11	Consultant Omission	Replacement of Panel Feeder Wires at Building 11: The feeder wires to panel 14HA in Building 11 failed inspection. As a result, labor, equipment, and material will be required to replace these feeder wires to meet Code.

CHANGE ORDERS

PIONEER MIDDLE SCHOOL GOB RENOVATIONS

BOARD APPROVAL DATE	AMOUNT	CHANGE %	SOURCE	DESCRIPTION
01.20.2021	-99,860.00	(1.10)	Owner Request	Descoping of Portable Building Renovations: The scope of work associated with improvements to the portable buildings are no longer required and were removed. This resulted in a credit to the Owner.
01.20.2021	1,611.00	0.02	Consultant Omission	Exterior Mechanical Room Ductwork: Design criteria called for conditioning of mechanical rooms on the exterior of buildings. The drawings did not include conditioning the exterior of two mechanical rooms, which require the installation of exterior ductwork. As a result, labor, equipment, and material were expended to install additional grills on the supply/return grill with volume dampers on ductwork inside the exterior mechanical rooms.
01.20.2021	13,906.00	0.15	Unforeseen Condition	Underground Storm Drain: Civil piping on the east side of building 1 required relocation due to the proximity to the FPL vault. In order to avoid existing, as well as unforeseen conditions, the relocation required a change in size from an 8-inch pipe to (2) 4-inch pipes, for a portion of the underground drainage system. Labor, material and equipment were expended to complete the installation.

CHANGE ORDERS

POMPANO BEACH ELEMENTARY SCHOOL GOB RENOVATIONS

BOARD APPROVAL DATE	AMOUNT	CHANGE %	SOURCE	DESCRIPTION
01.20.2021	3,562.00	0.07	Consultant Error	Installation of Two (2) Service Disconnects for Cooling Tower: The cooling tower cell disconnect switches and Variable Frequency Drive (VFD) were swapped. The relocation included changing the VFD from an outdoor enclosure atmosphere to an indoor cooling electrical room atmosphere. Also, the change in location required the addition of the NEMA 4X disconnects to be installed at the cooling tower. Therefore, labor, equipment, and material were expended to swap locations and install the two (2) NEMA 4X service disconnects.
01.20.2021	3,691.00	0.08	Consultant Error	Relocation of New Electric Duct Heater: A new electric duct heater was installed but did not meet NEC clearance requirements. In order to become NEC compliant, the existing return grill and plumbing pipelines were relocated. Labor, equipment, and material were expended to complete to scope of work.
01.20.2021	3,303.00	0.07	Consultant Omission	AC Condenser Chain Link Fence Surround: The location of the new condensing unit near the administrative offices area was not separated from the student area. Therefore, a chain link fence enclosure was furnished and installed to separate the condensing unit from students and staff. As a result, labor, equipment, and materials were expended to install a new 6-foot tall chain link fence enclosure and gate to surround the new outdoor condensing unit.
02.17.2021	33,742.00	0.70	Consultant Omission	Additional Fire Alarm, Smoke Detectors and Pull Stations: During review of the shop drawings, it was discovered that twenty-six (26) classrooms, dispersed throughout Buildings 4, 5, and 6, are over 1000sq.ft., and have only one (1) pull station. This does not meet with building code requirements. Therefore, labor, material, and equipment will be required to install one (1) new smoke detector and twenty-six (26) new pull stations and covers at each secondary exit in order to comply with the building code.
02.17.2021	14,497.00	0.30	Consultant Error	EMS Fan Controls: Original contract documents provided for all new supply and exhaust fans, which were tied into an existing light switch timer. Per the design standards, the existing fans should be controlled by the Energy Management System (EMS) for all Broward County Public Schools (BCPS). This will require a change to the contract drawings. Therefore, labor and material will be required to install exhaust fan controls to the EMS for all restrooms.

CHANGE ORDERS

POMPANO BEACH MIDDLE SCHOOL GOB RENOVATIONS

BOARD APPROVAL DATE	AMOUNT	CHANGE %	SOURCE	DESCRIPTION
02.17.2021	44,789.00	0.45	Consultant Error	Replacement of Galvanized Chiller Support Stands to Aluminum: Upon inspection, it was discovered that the chiller support stands were galvanized. In order to meet District's standards and specifications, the galvanized chiller support stands must be replaced with aluminum ones. Therefore, labor and materials will be required to replace the galvanized support stands with aluminum ones.
02.17.2021	27,788.00	0.28	Consultant Error	Removal of Non-Fire-Rated Insulation at Building 1: While removing the acoustical ceiling tile (ACT) to perform the scope of work, non-fire-rated insulation was discovered. Due to the potential fire hazard, it was determined that the insulation must be removed. Therefore, labor is required to remove the insulation at Building 1.
02.17.2021	2,237.00	0.02	Consultant Omission	Reconnection of Sprinkler Panel at Building 1: Contract drawings indicate that Panel B1 (serving Panel H4 and irrigation pump) is to be eliminated along with all related wiring and replaced with the new L5H electrical panel. However, the new panel does not show the circuits and wiring which corresponds to the H4 panel and irrigation pump. Therefore, the Contractor will verify the existing circuit breaker and wire sizes with the Architect so that the plans can be revised and resubmitted.
03.10.2021	3,387.00	0.03	Consultant Error	Chiller Wall Footing Reinforcement: Due to the elevation of the existing electrical underground feeding lines to Building 9, the new chiller lines conflict with the proposed footer elevation. As a result, additional top reinforcement to the chiller wall footing will be required.
03.10.2021	37,686.00	0.38	Consultant Error	New Copper Wire and Conduit to/from Building 5 to Building 6: It was discovered that the existing wire to panel LH5 in Building 5 to panel H4 in Building 6 is made out of aluminum, which does not meet design specifications and therefore, must be replaced. Additionally, the existing conduit could not be utilized as the existing aluminum wire could not be dislodged. As a result, new copper wire and a new conduit will be required to replace the existing wire and conduit.
03.10.2021	446.00	0.00	Consultant Omission	Install One (1) New Exit Sign in Corridor at Building 3: A corridor in Building 3 is missing one (1) exit sign. The exit sign is required in order to obtain the Certificate of Occupancy for Building 3. Therefore, labor and materials will be required to install a new sign in the corridor at Building 3.
03.10.2021	1,551.00	0.02	Unforeseen Condition	Replacement of Wood Studs and Wood Wall Frames: During construction, it was discovered that the existing wood studs and wood framed walls were damaged and required replacing. As a result, labor and material will be required to replace the damaged wood frame walls and studs.

CHANGE ORDERS

ROYAL PALM STEM MUSEUM MAGENT SMART PROGRAM RENOVATIONS

BOARD APPROVAL DATE	AMOUNT	CHANGE %	SOURCE	DESCRIPTION
03.10.2021	1,649.00	0.03	Unforeseen Condition	Additional Gate Valve on SBBC Property: City had issued a permit previously with only one valve shown on the city right-of-way. City of Lauderhill inspector requested an additional 6-inch gate valve on SBBC property. As such, labor, material and equipment are required to install the additional gate valve before the double detector check valve.

SUNLAND PARK ACADEMY SMART PROGRAM RENOVATIONS

BOARD APPROVAL DATE	AMOUNT	CHANGE%	SOURCE	DESCRIPTION
02.17.2021	17,084.00	1.51	Owner Request	Update Fire Alarm System Devices: During the review of the fire alarm shop drawings, it was discovered that this project was previously bid, and the fire alarm system installed, based on now outdated design specifications. Owner requests that the fire alarm system be updated to comply with the new design specifications and criteria. Therefore, labor and materials are required to add one (1) remote command center, remote mice, a fire phone, four (4) duct heaters, and one (1) terminal cabinet. The update will also require the removal of one (1) annunciator, a 6-wp speaker strobe, and five (5) smoke detectors to bring the fire alarm system into compliance with the new design specifications and criteria.

WESTWOOD HEIGHTS ELEMENTARY SCHOOL SMART PROGRAM RENOVATIONS

BOARD APPROVAL DATE	AMOUNT	CHANGE%	SOURCE	DESCRIPTION
03.10.2021	-300,007.00	(8.61)	Owner Request	Revised Roofing Scope: Upon completion of the Roof Reality Check's review and findings, it was determined that the replacement of the lightweight insulated concrete (LWIC) at Buildings 1, 2, 3, 6, 7, 8, 10, 11, 13 and 14, would no longer be required. Therefore, the removal of this scope work will result in a credit to the Owner.

HOLDING VENDORS ACCOUNTABLE

The following is a list of design firms that were either fined or had financial penalties levied against them because they were severely delayed compared to the planned schedule.

- The Program Management Team continues to enforce the damages/financial penalties clause of the Professional Services Agreement (PSA) with designers.
- To date, the team has recovered **\$448,950** in penalties from architects/engineers who completed the Design phase.
- Designers and construction managers have been closely monitored to evaluate potential for further delays or best use of bond dollars.
- Included below is a running list of financial penalties that have been collected to date:

PROJECT	VENDOR	BOARD DATE	AMOUNT OF CREDIT	ACTION TAKEN	REASON
Blanche Ely HS	Wolfberg Alvarez	2/19/2020	\$27,650	Reduction in Basic Services fee	Delays in Design phase/Construction Duration extended
Broadview ES	MC Harry	10/20/2020	\$24,500	Reduction in Basic Services fee	Delays in Design phase
Central Park ES	CSA	12/15/2020	\$35,250	Reduction in Basic Services fee	Delays in Design phase
Coral Springs HS	MC Harry	12/15/2020	\$42,450	Reduction in Basic Services fee	Delays in Design phase
Eagle Point ES	Williamson Dacar	6/23/2020	\$ 23,200	Reduction in Basic Services fee	Delays in Design phase
Griffin ES	Jorge Gutierrez	12/15/2020	\$ 16,600	Reduction in Basic Services fee	Delays in Design phase

HOLDING VENDORS ACCOUNTABLE

PROJECT	VENDOR	BOARD DATE	AMOUNT OF CREDIT	ACTION TAKEN	REASON
Henry D Perry ES**	Laura M Perez	1/20/2021	\$7,350	Reduction in Basic Services fee	Delays in Design phase
Hollywood Hills HS	ACAI	12/10/2019	\$ 4,700	Reduction in Basic Services fee	Delays in Design phase
James M. Rickards MS	Williamson Dacar	12/10/2019	\$28,000	Reduction in Basic Services fee	Delays in Design phase
Maplewood ES	MC Harry	4/21/2020	\$11,050	Reduction in Basic Services fee	Delays in Design phase
McNab ES	ACAI	11/15/2019	\$ 7,500	Reduction in Basic Services fee	Delays in Design phase
Mirror Lake ES	ACAI	11/15/2019	\$18,000	Reduction in Basic Services fee	Delays in Design phase
New River MS	Crain Atlantis	7/21/2020	\$25,000	Reduction in Basic Services fee	Delays in Design phase
North Side ES	ACAI	11/15/2019	\$12,000	Reduction in Basic Services fee	Delays in Design phase
Nova HS	ACAI	12/10/2019	\$15,800	Reduction in Basic Services fee	Delays in Design phase
Pioneer MS	Williamson Dacar	10/15/2019	\$18,000	Reduction in Basic Services fee	Delays in Design phase

**Occurred during the quarter ending March 31, 2021

HOLDING VENDORS ACCOUNTABLE

PROJECT	VENDOR	BOARD DATE	AMOUNT OF CREDIT	ACTION TAKEN	REASON
Piper HS	Wolfberg Alvarez	9/15/2020	\$40,500	Reduction in Basic Services fee	Delays in Design phase
Plantation MS	Sol-Arch	9/15/2020	\$25,800	Reduction in Basic Services fee	Delays in Design phase
Sea Castle ES	Crain Atlantis	8/19/2020	\$20,000	Reduction in Basic Services fee	Delays in Design phase
Stranahan HS	Wolfberg Alvarez	9/17/2019	\$19,600	Reduction in Basic Services fee	Delays in Design phase
Westwood Heights ES	ACAI	11/15/2019	\$16,000	Reduction in Basic Services fee	Delays in Design phase
SUBTOTAL:			\$448,950		

TAX WATCH RESPONSES & BOC QUESTIONS

The following section includes responses to questions and requests brought up at prior Bond Oversight Committee Meetings, Workshops, and in TaxWatch Reports.



TAX WATCH

Q: Florida TaxWatch recommends the District: (1) reconcile the apparent discrepancies in the reporting of actions taken to enforce the terms and conditions of contracts with design firms, vendors, and contractors; and (2) include an accurate report in the Q3 2020-21 District Report.

A: The “Holding Vendors Accountable” section on page 99 in the BOC report should have indicated that “To date the team has recovered \$441,600 in penalties from architects/engineers who completed the Design phase”. The credits listed for the quarter are correct and the total for the quarter is \$118,800. This page in the BOC report will be revised for next quarter to make it clear what has been assessed in the quarter versus the total for the program.

Q: Florida TaxWatch recommends the District make good on its commitment to begin communicating the Y21 schedule delays to Broward County taxpayers and to begin to reset their expectations regarding the completion of the SMART Program facility renovations.

A: The SMART team is working with the District’s Office of Communications to develop and implement a comprehensive messaging/communication campaign to re-educate taxpayers about the SMART program overall as well as to introduce the new 2020 Reset Schedule. The campaign will be multi-faceted and reflected through all communication channels, including SMART Program website, school-based and community update presentations, social media, collateral materials and all initiatives.



Section 5

Facilities Sub-Section



SCHOOL CHOICE ENHANCEMENT PROGRAM

(SCEP)



SCHOOL CHOICE ENHANCEMENT PROGRAM (SCEP)



QUARTERLY HIGHLIGHTS

2



SCHOOLS COMPLETE THIS QUARTER

Schools that have joined the list of those with **fully complete SCEP enhancements** since the last quarter's update

149



SCHOOLS COMPLETE TO-DATE

All SCEP items have been both **delivered and installed**, with a SCEP fund balance of **5% or less remaining** to be spent

1,685



TOTAL SCEP ITEMS TO-DATE


All items that have been **delivered and installed** at schools districtwide

230



SCHOOLS UNDERWAY OR COMPLETE

Representing **all schools in Funding Years 1-5**



SCHOOL CHOICE ENHANCEMENT PROGRAM (SCEP)



REFERENCE INFORMATION

OVERVIEW

The SMART Program, under the direction of the School Board of Broward County, FL (the District) and Superintendent Robert W. Runcie, has allocated \$100,000 towards School Choice Enhancement capital-related projects at each District school.

The \$100,000 in funding is intended to be used to improve the condition of instructional and educational spaces at each District school.

All School Choice Enhancement Program (SCEP) projects are well underway with the planning, implementation and completion phases. The program has been met with great enthusiasm and many schools have selected a broad range of improvements. **As of Month X, Year, 230 schools in the District have improvement projects underway or complete.** The school project schedule can be viewed on individual SMART Program Status Reports, located at browardschools.com/web/smart-needs.

HOW IT WORKS

SCEP projects are chosen under the direction of the principal, and in collaboration with the School Advisory Council (SAC), school staff and the school community. There are some qualifiers considered:

1. Projects must be "capital eligible," which means the improvements are made to the physical building and/or instructional environments.
2. The improvements must have a life cycle greater than five years. For example, consumable items, such as art supplies, would not qualify; however, improvements to the art labs and/or computer labs would be eligible.
3. All items purchased under SCEP must be inventoried and inspected by the school upon delivery.

SELECTION OPTIONS

A school can select a capital eligible project valued at \$100,000 or less to address its unfunded needs. Examples of popular choices include:

Elementary and Middle schools: playground equipment, shade structures, music or art room renovation, front office or teacher lounge renovation, morning show announcements equipment and/or TV production equipment.

High Schools: outdoor bleachers, art studio renovation, scoreboards, athletic equipment and/or golf carts.

A school can also select a unique facility or instructional need which has been identified by its school community.

SCHOOL CHOICE ENHANCEMENT PROGRAM (SCEP)



PROCESS FOR SCEP PROJECTS



PLANNING DESIGN

On behalf of the District, AECOM's **Project Manager visits each school to review existing conditions** with school leadership and the **School Advisory Council (SAC)**. The **Project Manager works with the SAC to assist in narrowing down project options, based on budget, preliminary cost estimates and priority.**

The **SAC narrows the list down to two options, each containing one (1) or more items in priority order.**

The **Project Manager evaluates and confirms that scope and budget are in compliance** with District guidelines.

Once confirmation is received, the **school begins the voting process** within the school community.*

*Until final costs are determined, selected items are subject to change to stay within the funding guidelines.



IMPLEMENT IMPROVEMENTS

The **Project Manager** evaluates the budget and scope for the selected option and begins the procurement process. Subject to the limits of the \$100K budget at each school, the items in the selected option are then implemented and/or delivered to the school in prioritized order.



IMPROVEMENTS COMPLETE




The **school community** can enjoy the new improvements after the delivery and installation of all selected items, and it is determined that a balance of 5% or less remains.

SCHOOL CHOICE ENHANCEMENT PROGRAM (SCEP)



QUARTERLY HIGHLIGHTS

With all SCEP projects now active or complete, schools across the District are beginning to make the most of their upgrades.

	PREVIOUS QUARTER ENDING DEC 31, 2020	CURRENT QUARTER ENDING MAR 31, 2020
 PLANNING & DESIGN	15	12
 IMPLEMENT IMPROVEMENTS	68	69
 IMPROVEMENTS COMPLETE	147	149

TOTAL
230
SCHOOLS

NOTE:

Although many schools have received a significant portion of their SCEP items to date, projects officially remain in the Implement Improvements phase until all items have been delivered and installed.

A new process has been implemented to determine a school's completion status in the School Choice Enhancement Program. Projects will still follow the three phased process for voting on items; however, a school must now reach the following criteria to be considered complete:

- **Delivery of all items selected in voting**
- **A balance of 5% or less remains**

SCHOOL CHOICE ENHANCEMENT PROGRAM (SCEP)



FEATURED SCEP PROJECTS COMPLETED THIS QUARTER



CORAL SPRINGS

MIDDLE SCHOOL

Recordex, laptops, adaptors, laptop carts, main entrance aiphone, golf carts and digital marquee.



RAMBLEWOOD

ELEMENTARY SCHOOL

Technology devices, playground upgrades, digital marquee permitted, chairs, document cameras, projectors, USB 3.0 ethernet adapter, Lenovo adapters and laptops/

SCHOOL CHOICE ENHANCEMENT PROGRAM (SCEP)



SUMMARY OF SCEP PROJECTS | COMPLETE

149 SCHOOLS COMPLETE

SCHOOL NAME	DISTRICT	STATUS
Annabel C. Perry Pre K - 8	1	Delivered: Front office renovation, laptops, golf carts, athletic equipment, outdoor furniture, digital marquee, floor mats, front door wrap, minifridge, presentation cabinets and chain link fence artwork
Atlantic Technical High School & Technical College	7	Delivered: Furniture/renovation for the media center
Atlantic Technical, Arthur Ashe, Jr Campus	5	Delivered: Furniture/renovation for the media center
Atlantic West Elementary School	7	Delivered: Janitorial equipment, folding chairs, digital marquee, front office furniture and shade structure on PE court
Attucks Middle School	1	Delivered: Front office renovation, murals, facilities equipment, technology, lab remodeling, media center upgrade, LCD projectors and an interior audio system
Bair Middle School	5	Delivered: Projector, portable sound system, cafeteria sound system, indoor office furniture, laptops and an Earthwalk cart
Banyan Elementary School	5	Delivered: Murals, playground upgrades, projectors, document cameras and digital marquee
Bayview Elementary School	3	Delivered: Cafeteria sound system, printers, poster maker, parking stanchions, furniture (tables, chairs for 3rd, 4th & 5th grade), cafeteria projector cage, LCD panel assembly touch screen, AC adapter, 4-cell battery and laptops
Beachside Montessori Village	1	Delivered: Music equipment, athletic equipment, math and science equipment, portable sound system, cafeteria audio system, microscopes, cabinets and laptops
Blanche Ely High School	7	Delivered: Media backdrop, indoor tables, bracket kits with ActivBoards, projectors, tables, chairs, science equipment, digital classroom upgrades, heart models, podium, laptops and adaptors
Boulevard Heights Elementary School	1	Delivered: Two-way radios, poster maker, laptops carts, printers, outdoor rugs, laminator, laptops, Mimio boards, facilities equipment, electric strikes, digital marquee, laptops, Earthwalk cart, and cable management

SCHOOL CHOICE ENHANCEMENT PROGRAM (SCEP)



SUMMARY OF SCEP PROJECTS | COMPLETE

149 SCHOOLS COMPLETE

SCHOOL NAME	DISTRICT	STATUS
Boyd H. Anderson High School	5	Delivered: Recordex, sound system for the gymnasium, laptop cart with laptops, portable sound system, roof for visitor's dugout, lockers, golf carts and gym wall pads
Broadview Elementary School	4	Delivered: Digital marquee, classroom rugs, playground upgrades and equipment, laptops, mini HDMI and adapters
C. Robert Markham Elementary School	7	Delivered: Furniture (student desks, chairs, cafeteria tables, front office furniture) and water bottle filling stations
Castle Hill Elementary School	5	Delivered: Mimio boards, murals, cafeteria sound system, projector, TVs, TV production studio, classroom furniture, digital marquee and projector screen
Chapel Trail Elementary School	2	Delivered: Laptops, stage curtains, bus loop shade and shade structure
Charles Drew Elementary School	7	Delivered: Portable PA system, trash cans, murals, two-way radios, projectors, golf carts, cafeteria sound system, floor mats, traffic cones, stage curtains, office furniture and picnic tables
Charles Drew Family Resource Center	7	Delivered: Front office renovation, microphones, office furniture, Elmo boards, speakers, printers, outdoor benches and ThinkPad's
Charles W. Flanagan High School	2	Delivered: Floor scrubber, hedger, trimmer, blower, two-way radios, ID machine, Recordex, golf carts, and two-way radio batteries, and digital marquee
Coconut Creek Elementary School	7	Delivered: TVs, playground upgrades, outdoor benches and tables
Coconut Creek High School	7	Delivered: Projectors, auditorium sound system, cafeteria tables, laptop carts, laptops, projector screen and auditorium projector In progress: 100E Lenovo laptops
Coconut Palm Elementary School	2	Delivered: PIP rubber surfacing, basketball shade structure, Aiphone submaster station, Recordex, (2) AC adapters and laptops

SCHOOL CHOICE ENHANCEMENT PROGRAM (SCEP)



SUMMARY OF SCEP PROJECTS | COMPLETE

149 SCHOOLS COMPLETE

SCHOOL NAME	DISTRICT	STATUS
Colbert Museum Magnet	1	Delivered: Laptops, laptop carts, Recordex , camera, microphone, media center chairs, shade structure and Digital marquee
Collins Elementary School	1	Delivered: Document cameras, printers, outdoor bulletin boards, two-way radios, projector screen, murals, ThinkPads laptops, Recordex and a digital marquee
Coral Cove Elementary School	2	Delivered: LCD projectors ceiling mounted
Coral Glades High School	4	Delivered: Laptop carts, laptops cart cable management, and media center furniture
Coral Springs High School	4	Delivered: ThinkPads, Earthwalk carts, printers and projectors
Coral Springs Middle School	4	Delivered: Recordex, (72) laptops, adaptors, (6) carts, main entrance aiphone, golf cart and digital marquee
Country Isles Elementary School	6	Delivered: Sand replacement with PIP surfacing in K-2 & 3-5 play areas
Cypress Bay High School	6	Delivered: Projectors, (112) printers, projector in auditorium, (4) Recordex and office furniture
Cypress Elementary School	3	Delivered: Picnic tables, furniture for student service area, teacher workroom renovation, Playground PIP and digital marquee
Cypress Run Education Center	7	Delivered: Staff and student laptops, computers for other areas such as computer lab, TV production, laptops and USB drives
Dave Thomas Education Center - East	7	Delivered: Lenovo laptops, digital marquee and front office furniture
Dave Thomas Education Center - West	7	Delivered: Reconstruction of Room 202, technology items, outdoor furniture, Recordex and wall wraps

SCHOOL CHOICE ENHANCEMENT PROGRAM (SCEP)



SUMMARY OF SCEP PROJECTS | COMPLETE

149 SCHOOLS COMPLETE

SCHOOL NAME	DISTRICT	STATUS
Davie Elementary School	6	Delivered: Laptops, desktops, Earthwalk carts, printers, reading tables, cafeteria system upgrades, stage curtains, teacher lounge upgrade, classroom rugs, Recordex and teacher lounge updates - (conference table - cabinets - presentation board - 2 leather seating - 6 black leather chairs - 5 leather fabric), iPads and HDMI cables
Deerfield Beach Elementary School	7	Delivered: Fence around the butterfly garden, tables, stools, bookcases, indoor furniture, outdoor classroom shade, 8x12 classroom rugs and chairs
Deerfield Beach Middle School	7	Delivered: Broadcasting equipment, high student desks, armless chairs, tabletop, flip down table base, teachers' desks, Collision tables for STEM lab, furniture for room 212 medical and rooms 301E - 301F - 302 & Zenenergy stools, armless chairs, window wraps, presser kits and MakerBot 3D printers, and washer & dryer
Dillard 6-12 School	5	Delivered: Poster maker, 3D printer, student laptops, chairs, furniture, golf carts and digital marquee
Discovery Elementary School	5	Delivered: PE equipment, classroom carpets, books, stage curtains, furniture, portable sound systems, cabinets, podiums, outdoor benches, tables, tricaster, TVs, cafeteria sound system, projector, murals, golf carts, front office furniture, and fabric for chairs
Dolphin Bay Elementary School	2	Delivered: Projectors, morning announcement studio equipment, Recordex, laptops, ThinkPads, new playground upgrades and new play equipment for Pre-K play area
Driftwood Middle School	1	Delivered: Golf carts, indoor furniture for the computer lab (tables, chairs, storage cabinets, bookcases), vacuum and athletic equipment
Dr. Martin Luther King, Jr. Montessori Academy	5	Delivered: Interiors murals, outdoor benches, laptop computers, teachers' laptops, printers, promethean boards and digital marquee
Eagle Point Elementary School	6	Delivered: Portable PA system, PIP rubber surfacing and Recordex

SCHOOL CHOICE ENHANCEMENT PROGRAM (SCEP)



SUMMARY OF SCEP PROJECTS | COMPLETE

149 SCHOOLS COMPLETE

SCHOOL NAME	DISTRICT	STATUS
Eagle Ridge Elementary School	4	Delivered: PIP resurfacing and morning show equipment
Embassy Creek Elementary School	6	Delivered: Student laptops, classroom projectors ceiling mounted, cafeteria partitions, window blinds & laptops
Everglades High School	2	Delivered: Laptops, printers, Aiphone & strike
Fairway Elementary School	2	Delivered: Color poster maker, two-way radios, projectors, document cameras, morning show equipment, sound stage projector, cafeteria sound system, microphones for the sound system, laptops, digital marquee, adaptors, TV installation, desktop
Falcon Cove Middle School	6	Delivered: Student laptops and Recordex
Flamingo Elementary School	6	Delivered: Partial replacement of sand with PIP rubber in the playground, golf cart, iPad and laptops
Floranada Elementary School	3	Delivered: Interactive projectors and digital marquee
Forest Hills Elementary School	4	Delivered: Replace sand in both play areas with PIP rubber, digital marquee, internal cell battery, Lenovo laptops
Fort Lauderdale High School	3	Delivered: Golf carts, digital scoreboard tables, digital marquee and outdoor concrete patio tables
Fox Trail Elementary School	6	Delivered: Laptops, desk and drawer file, front office desk, office chairs, murals and playground upgrades
Gator Run Elementary School	6	Delivered: Apple iPads, media center furniture, kindle fire for classroom use, teacher chairs, Recordex, electric door strikes and proximity pads

SCHOOL CHOICE ENHANCEMENT PROGRAM (SCEP)



SUMMARY OF SCEP PROJECTS | COMPLETE

149 SCHOOLS COMPLETE

SCHOOL NAME	DISTRICT	STATUS
Glades Middle School	2	Delivered: Apple iPads, books, tablets, Recordex, laptops, P.E. equipment, camera for TV production system, technology supplies and HDMI cables
Griffin Elementary School	6	Delivered: Projectors, student computers, document cameras, digital marquee, new structure for Pre-K-2 playground, tables, stackable cafeteria chairs and 2-seat sofa armchairs
Gulfstream Academy of Hallandale Beach (fka: Hallandale Adult & Community Center)	1	Delivered: Laptops, laptop carts and murals
Hawkes Bluff Elementary School	2	Delivered: Student chairs, LCD projector, primary playground upgrades, classroom blinds and shade structure
Henry D. Perry Education Center	1	Delivered: Indoor furniture, cafeteria tables, students chairs, desks and laptop carts
Hollywood Hills High School	1	Delivered: Two-way radios, front office furniture, chairs, plastic tables, trophy cases, conference, chairs and guidance room furniture
Hollywood Park Elementary School	1	Delivered: Cafeteria LCD projector, laptops, speakers control center and playground upgrades
Horizon Elementary School	5	Delivered: Badge maker, outdoor PA system, printers, classroom rugs, Recordex, digital poster maker, laptops, laptop carts, morning show equipment and reading tables
Indian Ridge Middle School	6	Delivered: Printers, computers for both staff and students
Indian Trace Elementary School	6	Delivered: Re-keying of the campus, electric strike and playground upgrades
James S. Rickards Middle School	3	Delivered: Floor mats, outdoor metal bleachers, flat screen TVs, clay extruder, two-way radios, indoor furniture, projectors, dehumidifier, laptops, tables for teacher's lounge, chairs, laminator, electric strike for the new SPE and digital marquee

SCHOOL CHOICE ENHANCEMENT PROGRAM (SCEP)



SUMMARY OF SCEP PROJECTS | COMPLETE

149 SCHOOLS COMPLETE

SCHOOL NAME	DISTRICT	STATUS
James S. Hunt Elementary School	4	Delivered: Document cameras, two-way radios with earpieces, projectors, power adaptors, student laptops, staff and admin laptops, laptop carts, laptop cart wiring, printers and laptop carrying case
Lanier-James Education Center	1	Delivered: School study carrels, laptops, weight room equipment, media center furniture, digital marquee, snow cone maker, hot hair popcorn maker, Hubsan X4 H107CHD Quadcopter with HD camera, and inflatable ball chair
Lauderdale Lakes Middle School	5	Delivered: Shoot-a-way machine, tour-de-France bikes, flight simulator, pilot simulator, dance floor, row machines, digital marquee, outdoor benches, window wraps and promethean boards
Lauderdale Manors Early Learning and Resource Center	5	Delivered: Chairs, tables, two golf carts, cafeteria furniture, laptops, facilities equipment, marquee sign letters, bulletin boards, outdoor benches, microwave, lectern with mics, furniture, two-way radios, printer, toner, fan, refrigerator, door wraps, power chargers, first aid kits, playground upgrades, portable air pump and fire inflator
Lauderhill Community School at Park Lakes Learning Center (f.k.a. Castle Hill Annex)	5	Delivered: Radios, Lenovo M720q desktops and 30 Unit L380 laptop carts
Liberty Elementary School	7	Delivered: Chairs, TVs for the classrooms, cafeteria sound system, media TV production system and digital marquee
Lloyd Estates Elementary School	3	Delivered: Two-way radios, poster maker, LCD projectors, digital cameras and Recordex
Manatee Bay Elementary School	6	Delivered: 6' benches with canopies, computers, carts, robotics material, two-way radios, printers, storage shelving, shade structure for the playground, media production upgrade and classroom tables
Maplewood Elementary School	4	Delivered: Stage sound system, projector & playground shade structure and PIP In Progress: Remaining balance on hold until media center renovation is complete

SCHOOL CHOICE ENHANCEMENT PROGRAM (SCEP)



SUMMARY OF SCEP PROJECTS | COMPLETE

149 SCHOOLS COMPLETE

SCHOOL NAME	DISTRICT	STATUS
Margate Middle School	7	Delivered: Student Headphones, Student laptops, Earthwalk Cart, Student/Teacher Desks, Gym scoreboards, digital marquee, Front Office Furniture, folding chairs, traffic cones, chair cart, cone cart, and pedestal desk
McFatter Technical High School & Technical College	6	Delivered: Recordex, laptops, publishing speed theater equipment, cameras (video and still) for photography and digital media and stage lighting
McFatter Technical College, Broward Fire Academy	6	Delivered: Forklift, breathing apparatus and cylinder
McNicol Middle School	1	Delivered: Auditorium chairs, sound system for the gym, projectors, pass through and Epson equipment and chairs
Millennium 6-12 Collegiate Academy	4	Delivered: Document cameras, chemistry equipment, media center furniture and Recordex
Miramar Elementary School	1	Delivered: Laptops, safety cones, document cameras, stage curtains, cafeteria sound system, picnic tables, cafeteria blinds, office furniture and digital marquee
Miramar High School	2	Delivered: Golf cart, security cameras, scrubber machine, protective mats for gym floor, canopy fabric, auditorium painting, signage for gym/ stadium and additional parking spaces
Mirror Lake Elementary School	5	Delivered: Laptops, printers, portable PA system, partial P.E. equipment, classroom furniture, music (instruments, lighting, and audio visual) and athletic equipment
Monarch High School	7	Delivered: Folding tables, table trolley carts, folding chairs, chair carts, picnic tables, computer carts, student laptops, embroidery machine, Aiphone for the SPE, and golf carts

SCHOOL CHOICE ENHANCEMENT PROGRAM (SCEP)



SUMMARY OF SCEP PROJECTS | COMPLETE

149 SCHOOLS COMPLETE

SCHOOL NAME	DISTRICT	STATUS
New River Middle School	3	Delivered: Projectors for the auditorium, digital video board, camcorder, digital marquee, laptops, EarthWalk carts, cart wiring, EarthWalk carts, desktops and external hard drive
Norcrest Elementary School	7	Delivered: Document cameras, student laptops, PIP rubber surfacing replacement and two-way radios
North Side Elementary School	3	Delivered: Printers, student laptops, Recordex, window blinds, main office furniture, two-way radios, partial office furniture and murals
Nova Blanche Forman Elementary School	6	Delivered: Classroom rugs, laptops, Earthwalk carts, cable management, HDMI to VGA adapter, USB 3.0 Ethernet adapter, Lenovo ThinkPad case, kidney tables, projectors, document cameras, logo mats, safco literature organizers, wall-mounting plates, aluminum stack chairs, carpet extractor, media center furniture, lobby and conference room furniture
Nova High School	6	Delivered: Laptops carts, laptops, technology items, printers, active slates, turf for the field enhancement, scoreboards and Active Hubs
Nova Middle School	6	Delivered: Teacher chairs, laptops, desktops, ThinkPad and broadcasting system
Oakridge Elementary School	1	Delivered: Marquee letters, classroom carpets, vacuums, wax machine, printers, testing kits, iPad tablets and Recordex
Olsen Middle School	1	Delivered: Laptops, computer carts, printers, student desks and chairs
Orange Brook Elementary School	1	Delivered: Laptops, carts, furniture, printers, Epson air filters, portable PA, digital marquee, HDMI, wireless keyboards, DVD burner, headphones and iPad covers

SCHOOL CHOICE ENHANCEMENT PROGRAM (SCEP)



SUMMARY OF SCEP PROJECTS | COMPLETE

149 SCHOOLS COMPLETE

SCHOOL NAME	DISTRICT	STATUS
Oriole Elementary School	5	Delivered: Classroom rugs, student tables & chairs, two-way radios, projectors, outdoor mats, teachers chairs, cafeteria sound system, cone safety, vests, storage carts, reflective parking lot post, signs and murals
Park Lakes Elementary School	5	Delivered: Digital marquee, K-2 & 3-5 playground structures and outdoor benches
Park Springs Elementary School	4	Delivered: Floor scrubber, murals, laptop computers, K-2 playground upgrade and office furniture
Pasadena Lakes Elementary School	1	Delivered: Laptops, furniture, cafeteria sound system and digital marquee
Pembroke Lakes Elementary School	2	Delivered: Classroom furniture, cafeteria sound system, digital marquee, replaced keys, cylinders to teacher entrance key
Pembroke Pines Elementary School	1	Delivered: Water fountains and primary playground equipment
Peters Elementary School	5	Delivered: Elmo document cameras, facilities equipment, classroom rugs, projectors, ActivPanel promethean boards, air mover, janitorial carts, 5-Tool Kit, pressure washer, vacuum machine, outdoor benches, 6-Station listening centers, headphones, teacher chairs, student chairs, staff desktop, staff touch laptops, student laptops, Earthwalk carts and wiring
Pine Ridge Education Center	3	Delivered: Projectors, two-way radios, student desks, teacher planning room upgrade, laptops for the computer lab and TV Studio equipment
Pinewood Elementary School	4	Delivered: Laptops, desktops, laptop carts, two-way radios, portable sound system, electric strike, digital marquee and desktops

SCHOOL CHOICE ENHANCEMENT PROGRAM (SCEP)



SUMMARY OF SCEP PROJECTS | COMPLETE

149 SCHOOLS COMPLETE

SCHOOL NAME	DISTRICT	STATUS
Pioneer Middle School	6	Delivered: Office chairs, stage lectern, podium, instrument storage, conference room furniture, planning room furniture, front office furniture, digital marquee, teacher desks and armless chairs
Piper High School	5	Delivered: Picnic tables, main auditorium sound system, mini auditorium sound system, gym sound system, microphones and desktops
Plantation Elementary School	5	Delivered: Electric strikes, golf cart, cafeteria sound system, student benches in car rider area, cafeteria stage curtains, welcome center/front office furniture, stackable chairs and digital marquee
Plantation High School	5	Delivered: Golf cart, indoor furniture for front office, speaker system for the gym, gym scoreboards and digital marquee
Plantation Middle School	5	Delivered: Exterior paint, students chairs, exterior paint for (3) logos, digital marquee and restructuring of front office
	7	Delivered: Student laptops, laptop carts, classroom furniture, desks, chairs, bookshelves and tables
Pompano Beach Middle School	7	Delivered: Indoor and outdoor furniture, replacement of science tables, replacement of teacher chairs and principal conference room chairs
Ramblewood Elementary School	4	Delivered: Technology items, playground upgrades, digital marquee permitted, (16) chairs, (2) document cameras, (2) projectors, (8) USB 3.0 ethernet adapter, (2) Lenovo adapters, and (26) laptops
Ramblewood Middle School	4	Delivered: Printers, TVs for the cafeteria, projector for the cafeteria sound system, cafeteria sound system, LCD projectors, 3D printer and digital marquee
Rock Island Elementary School	5	Delivered: Furniture, Mimio boards, document cameras, projectors, printers, bulletin boards and Wayfinding signage

SCHOOL CHOICE ENHANCEMENT PROGRAM (SCEP)



SUMMARY OF SCEP PROJECTS | COMPLETE

149 SCHOOLS COMPLETE

SCHOOL NAME	DISTRICT	STATUS
Royal Palm STEM Museum Magnet	5	Delivered: Furniture (chairs and tables), digital marquee and promethean boards
Sandpiper Elementary School	6	Delivered: Cafeteria blinds, media center broadcast system, marquee sign, playground upgrades and outdoor bench
Sawgrass Elementary School	6	Delivered: Playground upgrade to the 3-5 play area, replacing sand areas with PIP, student laptops, minor security enhancements in the front office and bulletin boards
Sawgrass Springs Middle School	4	Delivered: Laptops and TV production sound system
Sea Castle Elementary School	2	Delivered: Furniture, office furniture, digital marquee, shade structure, science tables, projector, cafeteria sound system and laptop chargers
Seagull Alternative High School	3	Delivered: Printers, laptops, two-way radios, chairs and playground upgrades
Seminole Middle School	6	Delivered: Pressure cleaner (facilities), projectors, iPad, printers, storage racks, action camera, Think Vision Monitor, security enhancement for the Single Point of Entry (electric strikes), two-way radios, laptops, office furniture (partial), external hard drives and label printer
Sheridan Hills Elementary School	1	Delivered: Outdoor benches, cafeteria tables, upgrade to school offices and music room, murals, floor mats, outdoor mats and digital marquee
Sheridan Park Elementary School	1	Delivered: ID machine, poster maker, desktop, desks for front office, carpet extractor, Promethean boards, replaced the doors in FISH 101 & 101K with impact glass and installed strikes In Progress: Carpet replacement in the administration area
Sheridan Technical High School	3	Delivered: ThinkPad L390, ThinkPad and 15.6-inch backpacks

SCHOOL CHOICE ENHANCEMENT PROGRAM (SCEP)



SUMMARY OF SCEP PROJECTS | COMPLETE

149 SCHOOLS COMPLETE

SCHOOL NAME	DISTRICT	STATUS
Silver Lakes Elementary School	2	Delivered: New Pre k-2 playground with shade and PIP
Silver Ridge Elementary School	6	Delivered: Classroom rugs, Pre-K & K tricycles, LCD projector, picnic benches, Ellison Pro-Machine, laptops, laptop carts, iPad and TV production system
Silver Shores Elementary School	2	Delivered: Student laptops, classroom furniture, furniture for computer lab and related arts, electric strike and proximity pad, Shades, and Student furniture for the media center
Silver Trail Middle School	2	Delivered: Furniture for common areas, student computers and digital marquee
South Broward High School	1	Delivered: Projectors and auditorium sound system
Stephen Foster Elementary School	3	Delivered: Promethean boards, tables, walk lines painting, window wraps, cafeteria tables, stool tables, laptops, cafeteria painting, cafeteria window wraps, and painting (teacher's lounge, bathrooms & (4) doors), carpet replacement in FISH 169, conference chairs, stage curtains, Aiphone, submaster, and electric strike
Stirling Elementary School	1	Delivered: Projector, laptops, ThinkStations, printers, document cameras, bulletin boards, outdoor picnic tables, conference room furniture, cafeteria sound system, murals, collaboration tables and front office furniture
Sunland Park Academy	5	Delivered: Document cameras, student laptops, projectors, laminator, Lenovo laptop adaptors and DVD Burners

SCHOOL CHOICE ENHANCEMENT PROGRAM (SCEP)



SUMMARY OF SCEP PROJECTS | COMPLETE

149 SCHOOLS COMPLETE

SCHOOL NAME	DISTRICT	STATUS
Sunrise Middle School	3	Delivered: Projectors, two-way radios, cafeteria sound system, outdoor benches, digital marquee, and fabric awning at the cafeteria entrance
Sunset Lakes Elementary School	2	Delivered: New PreK-2 playground, shades for 3-5 play area and fencing to separate the two play areas
Tamarac Elementary School	4	Delivered: Furniture for the front office, parent workstation, furniture, cafeteria sound system, cafeteria furniture, digital marquee, projectors, laptops, document cameras and printers
Tedder Elementary School	7	Delivered: Teacher chairs, benches for common areas, media center furniture, playground upgrades and digital marquee
Thurgood Marshall Elementary School	5	Delivered: Aiphone, Recordex, ID machine, tables, chairs, headphones, Lenovo batteries, laminator, carpet cleaner, student chairs, Earthwalk carts and laptops In progress: Computer chargers
Village Elementary School	5	Delivered: Classroom rugs, poster maker, printers, classroom signage, desktops, student chairs, student desks, classroom tables, indoor furniture, vinyl blinds for classrooms, TV studio equipment, outdoor floor mats, headphones, iPads with cases, conference table, laptop, lenovo desktop and washer and dryer In Progress: Cube truck without lid, upright vacuum, and poly truck
Virginia Shuman Young Montessori	3	Delivered: Replacing classroom locks with storeroom locks, water bottle filling stations, Recordex, rekeying classrooms, two-way radios, office chairs, ceiling projector, media center shelving, tables, media center furniture, trapezoid tables and cafeteria tables
Walker Elementary School	5	Delivered: Laptops for D3 & D4

SCHOOL CHOICE ENHANCEMENT PROGRAM (SCEP)



SUMMARY OF SCEP PROJECTS | COMPLETE

149 SCHOOLS COMPLETE

SCHOOL NAME	DISTRICT	STATUS
Walter C. Young Middle School	2	Delivered: Golf cart/3 repairs, cafeteria tables, TVs for exceptional student ed. program upgrades, printers, facilities/janitorial equipment, technology items, two-way radios, vertical blinds, carpet in room 925, repair dinner theater bleachers, and LCD projectors
West Broward High School	2	Delivered: Athletic equipment, CDs/DVDs, projectors, picnic benches, black magic studio system, auditorium sound system, floor mats and wall wraps
West Hollywood Elementary School	1	Delivered: media center furniture, music upgrades, sound system, printers, two-way radios and marquee
Western High School	6	Delivered: Golf carts, laptop computer carts, two-way radios, and water bottle filling stations
Westglades Middle School	4	Delivered: Classroom projectors, student laptops, carts, administrative laptops, teacher laptops and cart wiring
Virginia Shuman Young Montessori	3	Delivered: Replacing classroom locks with storeroom locks, water bottle filling stations, Recordex, rekeying classrooms, two-way radios, office chairs, ceiling projector, media center shelving, tables, media center furniture, trapezoid tables and cafeteria tables
Westpine Middle School	5	Delivered: Projectors, media center furniture, STEM lab furniture (tables, high stools and chairs), projector screen, cafeteria sound system, cafeteria projector screen, TV, tables, armless chairs, teacher desks, teacher chairs, Samsung 43" SMART LED Ultra HDTV and tilt mount
Westwood Heights Elementary School	3	Delivered: Book room upgrade, projectors, science lab tech, media center projector, cafeteria upgrades, science upgrades, furniture, marquee and doc. camera
Whiddon-Rogers Education Center	3	Delivered: Signs/banners, backless benches, interior painting, digital marquee, cafeteria tables and laptops
William E. Dandy Middle School	5	Delivered: Cafeteria sound system, projector, murals, exterior painting, cafeteria tables, media center furniture, painting of the walkways, and an Aiphone
Winston Park Elementary School	7	Delivered: Art tables, Recordex, TVs, bulletin boards and cart wiring

SCHOOL CHOICE ENHANCEMENT PROGRAM (SCEP)



SUMMARY OF SCEP PROJECTS | IMPLEMENTATION

69 SCHOOLS IN IMPLEMENTATION

SCHOOL NAME	DISTRICT	STATUS
Apollo Middle School	1	Delivered: ID maker machine, cork strips, printer, Aiphone and strike, chairs, logo rugs, signage, wayfinding and Aiphone submaster In Progress: Digital marquee
Bennett Elementary School	3	Delivered: Golf cart, office and classroom furniture, furniture for reception area and AP office, desk with reception top, cube tables, cabinets, open front student desk, chairs, tables and stools In Progress: New 4'x8' digital marquee
Bright Horizons Center	7	Delivered: Recordex and digital marquee In Progress: Shade structure
Central Park Elementary School	6	Delivered: Computer carts, printers, classroom furniture, science lab materials, bulletin boards, carpet replaced in FISH 301 and blinds In Progress: Coordinating additional proposals
Challenger Elementary School	4	Delivered: iPads, laptops and digital marquee In Progress: Playground shades
Cooper City Elementary School	6	Delivered: Golf cart, floor replacement, reception area furniture, principal's office furniture, chairs, laptops, EarthWalk cart, cart cable management, Motorola digital portable radios, signage TV, desktops and playground windscreen In Progress: Exterior water fountain and digital portable radios
Cooper City High School	6	In Progress: EarthWalk cart, laptop cart cable management, and laptops
Coral Park Elementary School	4	Delivered: Classroom chairs, storefront and electric strike, wind screen for the playground and K-2 & 3-5 playground structures
Coral Springs PreK-8	6	In Progress: (16) Promethean boards, color poster maker, (45) document cameras, (6) ThinkPads, (100) laptops, (1) die cut machine

SCHOOL CHOICE ENHANCEMENT PROGRAM (SCEP)



SUMMARY OF SCEP PROJECTS | IMPLEMENTATION

69 SCHOOLS IN IMPLEMENTATION

SCHOOL NAME	DISTRICT	STATUS
Country Hills Elementary School	4	Delivered: Motorola two-way radios, tables for the additional kindergarten section, radio batteries, and Aiphone at the main entrance
Cresthaven Elementary School	7	In Progress: Digital marquee
Croissant Park Elementary School	3	Delivered: Facilities equipment, blower, pressure cleaner, surface cleaner, vacuums, buffer and digital marquee
Crystal Lake Middle School	7	Delivered: Cafeteria tables and broadcasting equipment In Progress: Front office furniture and marquee
Dania Elementary School	1	Delivered: Golf carts In progress: Murals, picnic table, benches, and folding tables
Deerfield Beach High School	7	Delivered: Gator, aiphone at the SPE, gym scoreboards In Progress: Digital marquee
Deerfield Park Elementary School	7	Delivered: Digital marquee In Progress: TVs and production studio
Dillard Elementary School	5	Delivered: Outdoor mats, classroom rugs, flat screen TVs, window wraps, custodial equipment, two-way radios, golf cart accessories, stage curtains, media center furniture TV and golf carts
Endeavour Primary Learning Center	5	Delivered: Strike for the main entrance (SPE), video equipment for broadcasting studio In Progress: Poster maker and playground upgrades (K-2)
Everglades Elementary School	6	Delivered: Student laptops, scholastic resource room upgrade (media center), windscreen for the playground, Aiphone, proximity card reader and an Aiphone sub-master

SCHOOL CHOICE ENHANCEMENT PROGRAM (SCEP)



SUMMARY OF SCEP PROJECTS | IMPLEMENTATION

69 SCHOOLS IN IMPLEMENTATION

SCHOOL NAME	DISTRICT	STATUS
Gulfstream Early Learning Center of Excellence	1	Delivered: Gator, outdoor picnic benches and two-way radios In Progress: Bathroom renovations
Hallandale Magnet High School	1	Delivered: Gym floor covering, smart TV's prometean bundle, ActivPanels, golf cart, jazz band instruments, and basketball gym scoreboards
Heron Heights Elementary School	4	Delivered: Laptops In Progress: Digital marquee
Harbordale Elementary School	3	Delivered: iPads, iPad Cases, iPad cart, Recordex, laptops, EarthWalk carts, laptop cart cables, and stage curtains In Progress: Digital marquee
Hollywood Hills Elementary School	1	Delivered: Fencing for the bus loop area, Novo Pros, iPads, student laptops, teacher laptops, Earthwalk carts & wiring, outdoor wireless network access point, iPad charging carts, EarthWalk carts, and Aiphone at the Single Point of Entry
J.P. Taravella High School	4	Delivered: Technology, floor machine, facilities equipment, student desks, outdoor benches, cafeteria tables, door strikes and water bottle filling stations
Lake Forest Elementary School	1	Delivered: Projector, cafeteria projection system, teacher chairs, blinds, studio equipment, office chairs, traffic cones, cone bars, cone cart, single cassette recorders, headphones, stools, safety cones, portable cooler, canopy, and digital scanner (STAR Machine), teacher desktop and computer mice In Progress: Tablet
Lakeside Elementary School	2	Delivered: Promethean boards, stools, 10-piece portable workstations and flexible chairs In Progress: Digital marquee

SCHOOL CHOICE ENHANCEMENT PROGRAM (SCEP)



SUMMARY OF SCEP PROJECTS | IMPLEMENTATION

69 SCHOOLS IN IMPLEMENTATION

SCHOOL NAME	DISTRICT	STATUS
Larkdale Elementary School	5	In Progress: Kick-off meeting held 3/5/2019. Re-voting complete 10/2020. Coordinating proposals.
Lauderhill 6-12 STEM-MED Magnet School	5	Delivered: Crowd control items, combination chairs/desks, gym scoreboards and gym bleachers In Progress: Chairs
Lyons Creek Middle School	7	Delivered: School name on building, laptops, laptop cart wiring, Aiphone at the single point of entry (SPE) In Progress: Digital marquee
Margate Elementary School	7	Delivered: Bookcases, student computers, Aiphone and strike
Mary M. Bethune Elementary School	1	In Progress: ID maker & digital marquee
McArthur High School	1	Delivered: Golf carts, floor replacement for the mini gym and conference table
McNab Elementary School	3	In Progress: Playground upgrades
Meadowbrook Elementary School	3	In Progress: Projectors, HD cameras, laptops, ThinkPad adapters, and electric strike at the Single Point of Entry (SPE)
Morrow Elementary School	4	Delivered: Projector, cafeteria sound system, laptops, broadcast room, Apple bundle and cafeteria tables In Progress: Interior paint, murals in the dining area and additional playground equipment
New Renaissance Middle School	2	Delivered: Aiphone at the main entrance and strike at the secondary door, replaced locks in certain areas and wall wraps
Nob Hill Elementary School	6	In Progress: Murals
North Andrews Gardens Elementary School	3	Delivered: Golf carts, Elmo document cameras, laptops, ThinkStations, Earthwalk carts, ID maker, and Aiphone in F101A & submaster in F102C

SCHOOL CHOICE ENHANCEMENT PROGRAM (SCEP)



SUMMARY OF SCEP PROJECTS | IMPLEMENTATION

69 SCHOOLS IN IMPLEMENTATION

SCHOOL NAME	DISTRICT	STATUS
North Fork Elementary School	5	Delivered: Aiphone and strike for the Single Point of Entry (SPE), printers, murals, office furniture, front desk lettering, chairs, Lenovo computers, rugs for reading areas, teacher desktops, student laptops, security monitor for school camera and digital marquee In Progress: Conference room furniture
North Lauderdale Pre K - 8	4	Delivered: Laptops, partial work for murals, TV screens for the front office, digital marquee, Aiphone and EDS In Progress: Murals for the media center (pending completion of GOB renovations)
Northeast High School	3	Delivered: Outdoor trash receptacles, science equipment, golf carts, scoring tables, volleyball and football scoreboard, digital marquee, gym scoreboards, electric strikes, stand-alone door alarms and window wraps In Progress: Remaining balance is on hold until renovations are complete
Nova Dwight D. Eisenhower Elementary School	6	Delivered: Window wraps, laptops, Earthcarts, cable management, washer & dryer, aiphone, submaster & strike, and morning show equipment In Progress: Laptops, Earthwalk carts, and cable management
Oakland Park Elementary School	3	Delivered: Playground upgrades; replacing the sand with PIP and murals In Progress: Carpet replacement for the media center (pending completion of media center renovations)
Palm Cove Elementary School	2	Delivered: Projector, Aiphone (including strike) at the SPE, cafeteria sound system and murals
Panther Run Elementary School	2	Delivered: Two-way radios, Aiphone, TV and ActivPanel promethean boards In Progress: Digital marquee, laptops, desktops, Recordex and TV wall mount

SCHOOL CHOICE ENHANCEMENT PROGRAM (SCEP)



SUMMARY OF SCEP PROJECTS | IMPLEMENTATION

69 SCHOOLS IN IMPLEMENTATION

SCHOOL NAME	DISTRICT	STATUS
Park Ridge Elementary School	7	In Progress: Window wraps, Recordex simplicity doc cameras, laptops, EarthWalk cart, cable management, mini HDMI to VGA, HDMI to VGA adapter, USB DVD Burner, promethean boards, and promethean board stands
Park Trails Elementary School	4	In Progress: Coordinating proposals
Parkside Elementary School	4	In Progress: Digital marquee, morning show equipment, strike and access card reader at the Single Point of Entry (SPE)
Parkway Middle School	5	In Progress: Laptops, HDMI to VGA adapter, and interior paint beautification murals throughout the school/café
Pines Lakes Elementary School	2	Delivered: Office furniture, murals, monument marquee and SPE enhancements (fencing and gate)
Plantation Park Elementary School	6	Delivered: Lockdown shades, window wraps, Aiphone at the SPE and strike on secondary door, and morning show equipment In Progress: Digital marquee
Quiet Waters Elementary School	7	Delivered: Picnic tables, electric strike, laptops, ThinkPad's, document cameras, projectors, Lenovo adapters and digital marquee
Riverland Elementary School	3	Delivered: Media center furniture (corner units, single seats, armless chairs, ottomans, 2-seater benches, round tables, rectangular tables, quad tables, custom bookcases and desk with book drop), and Aiphone at main entrance & submaster

SCHOOL CHOICE ENHANCEMENT PROGRAM (SCEP)



SUMMARY OF SCEP PROJECTS | IMPLEMENTATION

69 SCHOOLS IN IMPLEMENTATION

SCHOOL NAME	DISTRICT	STATUS
Riverside Elementary School	4	Delivered: Multi drying steel rack, Art & PE Enhancements (racks, furniture, book drop carts, etc.), outdoor PA speaker system upgrade, tables and ukulele storage racks In progress: Full basketball court
Sheridan Technical College	1	In Progress: Furniture for the registration office
Silver Lakes Middle School	4	In Progress: Voting completed. Coordinating proposals
Silver Palms Elementary School	2	Delivered: Retrofitting the existing marquee to a digital marquee and media center/school improvements furniture
South Plantation High School	6	In Progress: Voting completed. Coordinating proposals
Stranahan High School	3	Delivered: 50" TVs, outdoor picnic benches with umbrellas, projectors, document cameras, picnic tables, printers, scientific calculators, student laptops, column wraps, digital marquee, PA system, office furniture, Sisco Star System, and laptops In progress: High back black mock leather chairs, boat shaped conference table and slab table base
Sunshine Elementary School	2	Delivered: Poster maker, headphones, laminator, classrooms rugs, portable blowers, laptops, Earthwalk cart, staff desktop, student desktop, student chairs, shelving, bookcase, pro pencil sharpeners, Ellison machine and Recordex
Tequesta Trace Middle School	6	Delivered: Promethean boards and two-way radios In progress: Digital marquee
The Quest Center	1	Delivered: Sensory room equipment, entertainment room renovation and TVs

SCHOOL CHOICE ENHANCEMENT PROGRAM (SCEP)



SUMMARY OF SCEP PROJECTS | IMPLEMENTATION

69 SCHOOLS IN IMPLEMENTATION

SCHOOL NAME	DISTRICT	STATUS
Tradewinds Elementary School	7	In Progress: Aiphone at the SPE and a strike and Playground upgrades/ rubber surfacing
Watkins Elementary School	1	Delivered: Laptops In Progress: Digital marquee
Welleby Elementary School	5	Delivered: Lenovo laptops and EarthWalk carts
Westchester Elementary School	4	Delivered: Digital marquee, access control card reader system, Aiphone at the SPE and Strike. (Computer lab conversion has been completed by the District)
Wilton Manors Elementary School	3	Delivered: Laptops, recordex, morning show equipment, Aiphone and strike, armless chairs, and reupholstering chairs and sofas In Progress: New 4'x8' digital marquee
Wingate Oaks Center	5	Delivered: Mats, facilities equipment, ThinkPads, TVs, iPads, Promethean boards, two-way radios, Sony HDTVs and Promethean ActivPanels

SCHOOL CHOICE ENHANCEMENT PROGRAM (SCEP)



SUMMARY OF SCEP PROJECTS | PLANNING & DESIGN

12 SCHOOLS IN PLANNING & DESIGN

SCHOOL NAME	DISTRICT	STATUS
Broward Estates Elementary School	5	In progress: Meeting held with staff, ballot development in progress.
Cross Creek School	7	In progress: Kick-off meeting held 4/3/2019; ballot development in progress
Driftwood Elementary	1	In progress: Kick-off meeting scheduled during SAC for 01/15/2018. Ballot development in progress
Hollywood Central Elementary School	1	In progress: Kick-off meeting held 4/5/2018. Ballot development in progress
Lauderhill-Paul Turner Elementary School	5	In progress: Voting completed 02/21/2020 - Pending proposal from the school
Marjory Stoneman Douglas High School	4	In progress: Kick-off meeting held 6/3/2019. Ballot development in progress
Palmview Elementary School	7	In progress: Kick-off meeting is being scheduled
Pines Middle School	2	In progress: Kick-off meeting held 2/13/2019. Ballot approved for voting 11/8/2019. Results came in too low in February 2020; re-voting in progress
Riverglades Elementary School	4	In progress: Proposals being coordinated for scope and ballot development
Sanders Park Elementary Magnet	7	In progress: Ballot development in progress
Tropical Elementary School	6	In progress: Proposals are being coordinated with multiple entities to ensure the best pricing is obtained.
Whispering Pines Education Center	2	In progress: Kick-off meeting held on 2/19/2019. Ballot development in progress



Section 5

Facilities Sub-Section



PROGRAM COST & CONTROLS

ATKINS



SMART INVESTMENTS
LEAD TO SMART STUDENTS.

HARD COSTS VS. SOFT COSTS

Included here is a brief explanation of hard costs vs soft costs in the SMART Program. For your consideration, below are schools that have reached substantial/final completion and a breakdown of their costs.

The important distinction here is budget vs. actual.

While the project budgets were developed with approximately **30% soft line items** such as Design, Program Management, FF&E, IT and Contingencies, when the project is completed, the funds that remain unspent are then **swept back to the SMART Program Reserve and that lowers the soft cost percentage.**

EXAMPLES OF SOFT COSTS INCLUDE:

- ▶ Architect and Engineering fees
- ▶ Furniture, Fixtures & Equipment (FF&E) and Technology
- ▶ Program Management fees
- ▶ Building Fees and Permitting fees

HARD COSTS VS. SOFT COSTS BREAKDOWN

School	Hard Cost (%)	Soft Cost (%)
Charles W. Flanagan High School	86%	14%
Coconut Creek Elementary School	81%	19%
Cypress Elementary School	85%	15%
Dr. MLK Montessori Academy	81%	19%
Everglades High School	84%	16%
Indian Ridge Middle School	81%	19%
Liberty Elementary School	69%	31%
Manatee Bay Elementary School	86%	14%
McNicol Middle School	80%	20%
Miramar Elementary School	82%	18%
Palm Cove Elementary School	80%	20%
Silver Lakes Elementary School	85%	15%
Silver Shores Elementary School	81%	19%
Sunset Lakes Elementary School	85%	15%

Percentages subject to change after warranty period is complete

Green indicates new added school

RISK ASSESSMENT

ATKINS

ISSUED April 30, 2021

Included below is the latest **SMART Program Risk Assessment** provided to the District by Atkins. It is reported on a roughly 3-6-month basis, with a focus on **potential risk to the program's budget and projected costs**.

ATKINS Risk Assessment

The April 2021 risk assessment has remained consistent with the January 2021 issue. The summary is as follows:

Date of Submittal	Risk Analysis Result Range (Percentage Increase / \$ increase in Millions)		
	Mid-Point Risk Result	70% Risk Result	High End Risk Result
Jan 2017	22% / \$200	26% / \$245	49% / \$439
May 2018	22% / \$200	26% / \$245	49% / \$439
Sep 2018	33% / \$302	36% / \$326	49% / \$441
Dec 2018	46% / \$415	48% / \$433	58% / \$528
May 2019	47% / \$423	49% / \$436	56% / \$508
Aug 2019	47% / \$425	49% / \$436	56% / \$507
Jan 2020	47% / \$425	49% / \$436	56% / \$507
Apr 2020	46% / \$419	48% / \$429	55% / \$498
Jul 2020	50% / \$452	51% / \$462	58% / \$524
Oct 2020	50% / \$452	51% / \$462	58% / \$524
Jan 2021	55% / \$497	56% / \$508	64% / \$575
Apr 2021	55% / \$497	56% / \$508	64% / \$575

Figure 1 - Risk Analysis Results Comparison

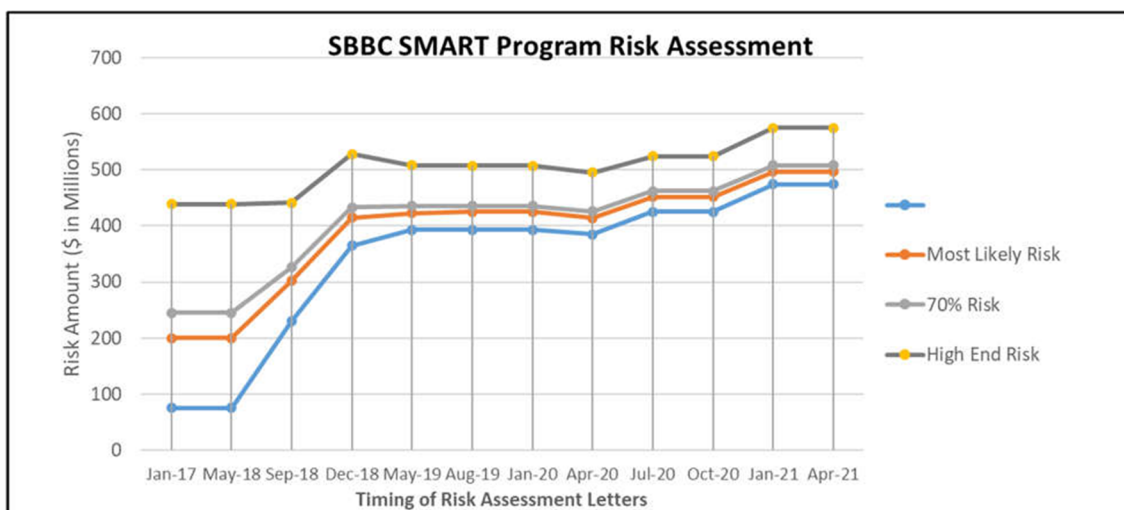


Figure 2 - Range of Potential Risk Outcomes Over Time

RISK ASSESSMENT

ISSUED April 30, 2021

April 2021 Risk Assessment Discussion

The April 2021 Risk Assessment remains consistent with the January 2021 update, as the conditions and risks remain consistent. Figures 1 and 2 shows the potential total cost increase for the Program in the range of \$497 million to \$575 million, with the 70% confidence level at 1 \$508 million increase. The proposed revised SMART Program completion schedule that added an approximate 2-year extension of the projected end date of the SMART Program from mid-2023 to mid-2025 was incorporated into the risk assessment in the January 2021 update, along with all of the anticipated support costs related to the delay.

The evaluation of a schedule acceleration has not been found to be practical at this point, and the team is managing towards the mid-2025 achievable schedule.

Other Risk Assessment Discussion

This risk assessment is based on approximately 64% of the Program being contracted and 36% remaining to be contracted. The other actual cost factors that have had the greatest influence on the higher end risk results are:

- Actual roofing costs are well above the initial established budgets, and this largest Program risk has been based on bid data and roofing evaluations;
- Cumulative impact of higher inflation than budgeted from 2014 to 2020. Lower inflation is now projected to the midpoint of the revised schedule for inflation calculations;
- Scope unquantified in the ADEFP that has been identified during design development (i.e. added ductwork and electrical upgrades on HVAC Improvements);
- Current actual prices / estimates for classroom addition buildings at school sites have increased above established budgets;

The actual contracted costs to-date on the Program show that projects that have been bid or negotiated are approximately 62% above the initially established budgets (see Attachment A) noting that this calculation includes the cost increases for three large classroom addition projects and the "Big 3" major high school renovation projects. This trend has been reducing as more "Primary" and "Minor" projects are bid, and it is slightly below the higher end of this risk assessment (62% vs. 64%).

Other risks that are closely being monitored include; a) a potential that some of the contractors that are predominately performing SBBC project work could potentially have bonding capacity issues that would limit their ability to participate in new projects; and b) a potential that the number of roofing contractors qualified and available to participate on SBBC roofing projects may not be sufficient to meet the current delivery schedule.

RISK ASSESSMENT

ISSUED April 30, 2021

Risk Mitigation Strategies

The risk strategies that have been put in place to address the high-end potential risk increases remain as follows (note these exclude the schedule evaluation to mitigate the increased costs of extending the Program):

- Additional "**Roofing Improvement Strategies**" issued on September 22, 2020 from the new SMART Program Owner's Representative, AECOM, with a focused roofing team designated to continue to improve the process and execution of the roofing projects.
- **Expansion of the Direct Owner Purchase (DOP) program:** to maximize tax benefits of Broward Schools purchasing materials for contractors;
- **Scope Validations:** continuing validations to ensure the scope of each project is only what is required to meet the intent of the Bond;
- **Right-sizing of campuses:** being performed to include new classroom additions, demolishing outdated and non-needed spaces, renovate all remaining buildings, and adequately address site logistics;
- **Focused efforts to increase pool of contractors available for SBBC work:** continue to reach out to the construction industry to try and increase the contractors available to perform on SBBC projects, with a focus on roofers;

Current Market Discussion and Market Conditions driving Construction Inflation

The South Florida construction market appears to be somewhat stable as construction spending is increasing in some markets (particularly residential) that is offsetting the decreases in the pandemic related markets such as offices and entertainment related construction. The South Florida construction labor is consistent with this stabilization, remaining flat in early 2021 as shown in Figure 3.

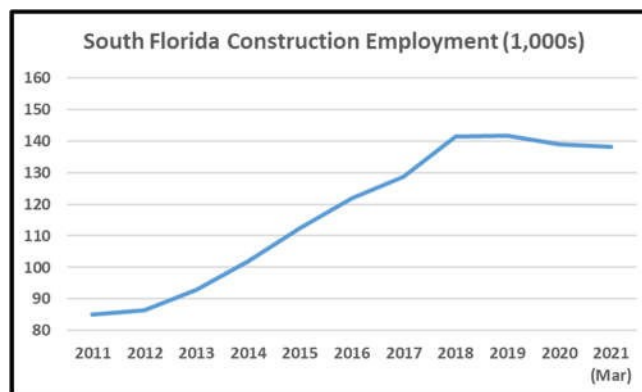


Figure 3 - South Florida Construction Employment: base source: bls.gov

RISK ASSESSMENT

ISSUED April 30, 2021

This market stabilization combined with SBBC bid information continues to indicate lower construction costs during the pandemic are keeping inflation risks lower. The inflation for the extended schedule is modeled at a range of a most likely inflation to midpoint of 2% with a high- end inflation at 4%. These values are above the Turner Construction deflation shown in early 2021 (Figure 5), however, there is a concern that post pandemic investment in infrastructure could increase the volume of construction in South Florida that could drive construction cost inflation higher than projected. The U.S. volume of construction continues to increase in early 2021 as shown in Figure 4.

Other indicators related to the market conditions are as follows:

1. **Volume of Construction in the U.S.:** Volume of construction has increased by 94% since 2011. Figure 4 demonstrates this volume, showing that in 2021 this number continues to increase, primarily related to increases in the residential market. This trend does not appear to extend to the South Florida construction market, as discussed previously.

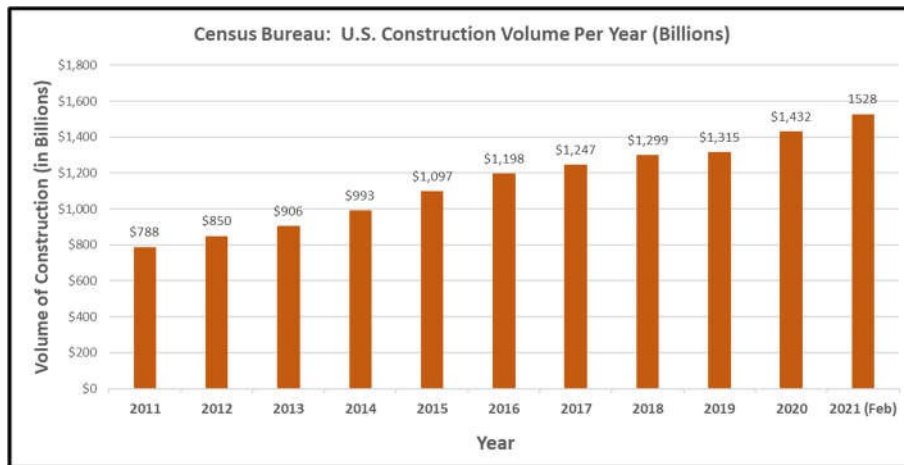


Figure 4 - U.S. Construction Volume: base source: census.gov

History has shown that construction cost trends closely follow this volume of construction and should the construction volume increase in South Florida it is expected that construction costs would have a related increase.

2. **Volatility of the cost of construction materials:** There are some signs of shortages of equipment and materials in the construction market related to the impact of COVID-19, and this will have an impact on construction costs. Indications are that these shortages are not yet impacting costs on the SMART Program, however, some delays in manufactured goods (e.g. HVAC units, windows) could impact contractor schedules.
3. **Cost Index Results:** The Turner Construction Cost Index is an industry index that has been shown to be reasonably accurate in showing actual building construction cost trends. Results for 2020 and early 2021 show low inflation to deflation. Figure 5 demonstrates this change.

RISK ASSESSMENT

ISSUED April 30, 2021

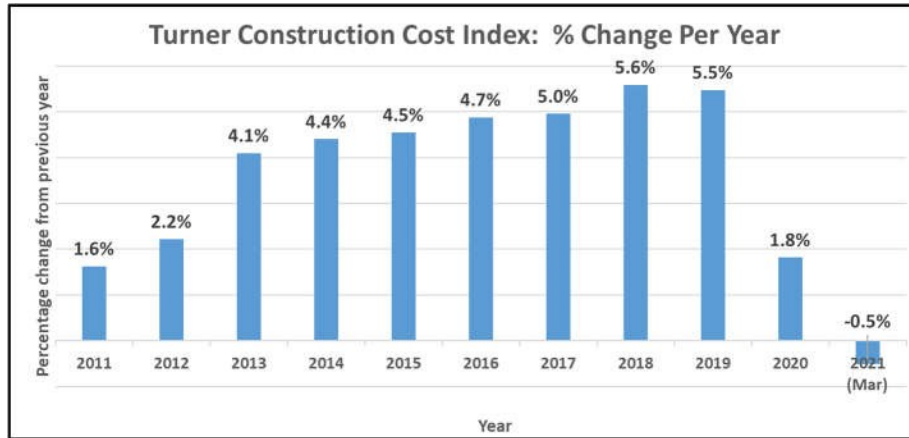


Figure 5 - Turner Construction Cost Index: base source: turnerconstruction.com

Conclusion

The SMART Program currently has \$225 million in additional capital (SMART) reserve funds dedicated by the Board related to the potential increases in construction costs to meet the intended scope of the Program. The Board has also approved a Board item adopting Resolution No. 20-106 Certificates of Participation (COP), Series 2020A and amending the capital budget to include the \$250 million additional appropriation, of which \$211 million was set aside for SMART Reserves. In July 2020 the Board approved an additional \$47.2 million being added to the reserve and approved an additional \$2.7 million in March 2021 resulting in a total of \$485.9 million that the Board has planned for reserves. The 70% level of the risk assessment is currently in the range of \$508 million, approximately 4.5% (\$22.1 million) above the approved reserves..

The 70% risk result is reasonably consistent with the "Running Estimates for the Program", where actual costs, estimates and risk projections are combined to forecast a final Program cost.

As the Program continues, any scope added beyond the ADEFP plan will further impact the risk, as will any further changes in schedule or market conditions.

Sincerely,



David J. Carter, CCM; Vice President

C: Judith Marte (BCPS); Phillip Kaufold (BCPS); Shelley Meloni (BCPS); Dave Archer (BCPS); Ashley Carpenter (Atkins); Kathleen Langan (AECOM)

Attachments

A: SMART Program Reserve Status



Section 5 - Facilities

Sub-Section



SCHOOL SPOTLIGHTS



WHAT'S NEW IN THE SCHOOL SPOTLIGHT

The School Spotlights have been updated to provide a more complete look at a school's status in the SMART Program.

Below you will find the new features added to the Spotlights, including sections for Music and Technology, items delivered through the School Choice Enhancement Program, and the 2020 reset schedule.

Current Phase

Status Update as of March 2021


Primary Renovation Scope & Budget

SCEP Phase, Budget, Schedule, & Item List

SMART INVESTMENTS LEAD TO SMART STUDENTS.

SCHOOL SPOTLIGHT
QUARTER ENDING MARCH 31, 2020

BROWARD ELEMENTARY SCHOOL



Address	5555 BROWARD DRIVE, BROWARD 33033
Location Number	2891
Board District	4
Board Member	Lori Alhadef
ADEFP Budget	\$11,430,602
Total Facilities Budget	\$3,218,177

PRIMARY RENOVATIONS

CURRENT PHASE
ACTIVE CONSTRUCTION

PROJECT UPDATE
Several building on campus are being repainted.

PROJECT SCOPE

Item	Budget
Additional Funding - Board Approved 09/04/19 (JJ-6)	\$448,177
Building Envelope Improvements	\$1,015,000
Fire Alarm	\$294,000
Fire Sprinklers	\$783,000
HVAC Improvements	\$578,000

2020 RESET SCHEDULE
(CALENDAR YEAR)

Project	Calendar Year
PROJECT PLANNING	Q4 2016 - Q4 2016
HIRE DESIGNER	Q4 2016 - Q2 2017
PROJECT DESIGN	Q2 2017 - Q1 2019
HIRE CONTRACTOR	Q1 2018 - Q4 2019
ACTIVE CONSTRUCTION	Q4 2019 - Q2 2022
CONSTRUCTION CLOSEOUT	Q2 2022 - Q3 2022

ORIGINAL SCHEDULE: Q4 2019
2018 SCHEDULE: Q4 2020

SCHOOL CHOICE ENHANCEMENT (SCEP)

CURRENT PHASE	BUDGET	SCHEDULE (CALENDAR YEAR)
PLANNING/DESIGN	\$100,000	PLANNING / DESIGN
DELIVERED	IN PROGRESS	Q4 2017 (Actual: 11/2017)
Media Center	Centon MP Essential	IMPLEMENTATION
Alphonse at Main entrance	SDHC Cards	Q2 2019 (Actual: 08/2019)
Submaster		COMPLETE
Digital Marquee		TBD
Stem Cameras		

MUSIC

✓ **SCOPE**
COMPLETE 436 Instruments Delivered

TECHNOLOGY

✓ **SCOPE**
COMPLETE 287 Items Delivered

FLAG: COMMENTS:

AECOM ATKINS

FLAG KEY: S=Schedule B=Budget
S=Schedule: reflects an inability to meet the planned milestone date for progressing to the next phase in the process.
B=Budget: reflects a board approved increase in funding based on bid and/or change order results.
*2021 schedule milestone dates reflect current trends and market conditions.

BROWARD
County Public Schools

General Information

2020 Reset Schedule

Original Completion Date & 2018 Completion Date

Number of Items Received for Music & Technology

**SAFETY
MUSIC & ART
ATHLETICS
RENOVATION
TECHNOLOGY**

SMART INVESTMENTS
LEAD TO SMART STUDENTS.

Page 146 -- FY21 Q3

UNDERSTANDING THE SIX-PHASE PROCESS

To ensure projects are completed with the utmost efficiency and integrity, each project typically goes through a six-phase process.



PROJECT PLANNING



PROJECT PLANNING

The Project Planning phase (Phase 1) is the initiation phase of a project. During this phase, the scope of work is assembled, and a delivery method is chosen based on the complexity and size of the scope of work. The selected delivery method can be a traditional Design/Bid/Build method, a Construction Management at Risk method, or the use of task order contracts that are currently in place between the District, Professional Service Firms, and Contractors.



HIRE DESIGNER

HIRE DESIGNER

The Hire Designer phase (Phase 2) represents the various steps involved in hiring a professional Design team. It begins with the advertising for Requests for Qualifications (RFQ) from design firms, then goes through the selection process with the Qualification Evaluation Selection Committee (QSEC) and ends with the issuance of an Authorization to Proceed (ATP) for the design work.

UNDERSTANDING THE SIX-PHASE PROCESS

**52**PROJECT
DESIGN

DESIGN

The Design phase (Phase 3) starts after the ATP has been issued. The selected design firm begins by holding a kickoff meeting with the Owner Representative and school administration in order to perform a more detailed scope validation, then moves into the development of drawings and plans needed to hire a contractor and begin the implementation of work.

THE DESIGN PROCESS EXPLAINED

0-20%

Defining and validating general scope of the project

20-50%

Beginning to develop construction documents

50-70%

Incorporating details and specifications into construction documents

70-90%

Construction documents are nearing completion for permitting

90-95%

Construction documents undergo internal review process

95-100%

Drawings are reviewed by the Building Department for permitting.

Once a Letter of Recommendation (LOR) is received, the phase is complete.

UNDERSTANDING THE SIX-PHASE PROCESS



43

HIRE
CONTRACTOR

HIRE CONTRACTOR

The Hire Contractor phase (Phase 4) begins by hiring a contractor or vendor and ends with the issuance of a Notice To Proceed (NTP). This process can be completed in various forms and delivery methods, including Invitations To Bid (ITB), Construction Management at Risk (CMAR), or leveraging approved continuing services contracts.

THE HIRE CONTRACTOR PROCESS EXPLAINED

0-30%

Advertisement of the Invitation to Bid / CM assembling design documents

30-50%

Bids received and reviewed / CM collecting sub-contractor bids

50-80%

Bid negotiations held / CM submits GMP proposal

80-100%

Award and execution of the contracts / execution of contract amendment



119

ACTIVE
CONSTRUCTION

CONSTRUCTION

The Construction phase (Phase 5) begins after the NTP that authorizes the contractor/vendor to start working has been issued. The process includes all aspects required to execute approved scope of work through substantial completion.

UNDERSTANDING THE SIX-PHASE PROCESS

**21**

CONSTRUCTION CLOSEOUT

CONSTRUCTION CLOSEOUT

The Construction Closeout phase takes place between substantial and final completion, which includes verification that the scope is completed according to approved specifications, final submittals of documents, and in closing out the vendor contract.

There are multiple steps within the Construction Closeout phase. Included below is a breakdown of these steps.

THE CONSTRUCTION CLOSEOUT PROCESS EXPLAINED

0-80%

Substantial Completion

Obtained with the certificate of occupancy, following close-out of construction

80-100%

Final Completion

Accomplished when all punch-list items have been reviewed by the designer and approved by the inspector

100%

Board Approval

The SBBC approves Final Change Order, Final Acceptance & Final Release of Retainage. This step represents the official completion of the project.

ANNABEL C. PERRY PRE K - 8



Address	6850 SW 34 STREET, MIRAMAR 33023
Location Number	1631
Board District	1
Board Member	Ann Murray
ADEFP Budget	\$5,478,037
Total Facilities Budget	\$5,115,037

PRIMARY RENOVATIONS

CURRENT PHASE

ACTIVE CONSTRUCTION

PROJECT UPDATE

All renovations are complete, and the campus is awaiting final inspections.

PROJECT SCOPE

Building Envelope Improvements	\$967,000
Electrical Improvements	\$294,000
Fire Alarm	\$293,000
Fire Sprinklers	\$18,000
HVAC Improvements	\$1,170,000
Additional Funding - Board Approved 05/22/18 (JJ-2)	\$1,950,037
Scope Modification - Media Center (Complete)	\$323,000

2020 RESET SCHEDULE

(CALENDAR YEAR)

PROJECT PLANNING

Q1 2016 - Q1 2016

HIRE DESIGNER

Q1 2016 - Q4 2016

PROJECT DESIGN

Q4 2016 - Q1 2018

HIRE CONTRACTOR

Q2 2017 - Q4 2018

ACTIVE CONSTRUCTION

Q4 2018 - Q3 2020

CONSTRUCTION CLOSEOUT

Q3 2020 - Q2 2021

ORIGINAL SCHEDULE Q2 2019

2018 SCHEDULE Q4 2019

SCHOOL CHOICE ENHANCEMENT (SCEP)

CURRENT PHASE

COMPLETE

BUDGET

\$100,000

SCHEDULE

(CALENDAR YEAR)

PLANNING / DESIGN

Q1 2015 (Actual: 11/2015)

IMPLEMENTATION

Q2 2016 (Actual: 05/2016)

COMPLETE

Q1 2018 (Actual: 05/2018)

Front Office Renovation
 Student Laptops
 Golf Cart
 Athletics Equipment
 Outdoor Furniture
 Digital Marquee
 Floor Mats
 Front Door Wrap Minifridge
 Presentation Cabinets
 Chain Link Fence Artwork

MUSIC



COMPLETE

SCOPE

80 Instruments Delivered

TECHNOLOGY



COMPLETE

SCOPE

246 Items Delivered

FLAG:

COMMENTS: Project schedule advanced 160 days.

APOLLO MIDDLE SCHOOL



Address	6800 ARTHUR STREET, HOLLYWOOD 33024
Location Number	1791
Board District	1
Board Member	Ann Murray
ADEFP Budget	\$7,433,000
Total Facilities Budget	\$7,085,000

PRIMARY RENOVATIONS

CURRENT PHASE

HIRE CONTRACTOR

PROJECT UPDATE

The school is in the process of hiring a contractor to complete its renovations.

PROJECT SCOPE

Building Envelope Improvements	\$1,633,000
Media Center Improvements	\$555,000
Fire Sprinklers	\$50,000
HVAC Improvements	\$4,570,000
Safety / Security Upgrade	\$107,000

2020 RESET SCHEDULE

(CALENDAR YEAR)

PROJECT PLANNING

Q3 2017 - Q4 2017

HIRE DESIGNER

Q3 2017 - Q2 2018

PROJECT DESIGN

Q2 2018 - Q1 2021

HIRE CONTRACTOR

Q3 2021 - Q2 2022

ACTIVE CONSTRUCTION

Q2 2022 - Q2 2025

CONSTRUCTION CLOSEOUT

Q2 2025 - Q3 2025

ORIGINAL SCHEDULE Q4 2020

2018 SCHEDULE Q2 2022

SCHOOL CHOICE ENHANCEMENT (SCEP)

CURRENT PHASE IMPLEMENTATION

BUDGET
\$100,000

SCHEDULE (CALENDAR YEAR)

DELIVERED

IN PROGRESS

PLANNING / DESIGN

ID Maker Machine
Cork Strips
Printer
Aiphone And Strike
Chairs
Logo Rugs
Signage
Wayfinding

Digital Marquee

Q4 2018 (Actual: 11/2018)

IMPLEMENTATION

Q2 2019 (Actual: 05/2019)

COMPLETE

TBD

ATHLETICS



COMPLETE

SCOPE

Track

MUSIC



COMPLETE

SCOPE

146 Instruments Delivered

TECHNOLOGY



COMPLETE

SCOPE

168 Items Delivered

FLAG:
COMMENTS:

ATLANTIC TECHNICAL COLLEGE & TECHNICAL HIGH SCHOOL



Address	4700 COCONUT CREEK PARKWAY, COCONUT CREEK 33063
Location Number	2221
Board District	7
Board Member	Nora Rupert
ADEFP Budget	\$10,340,400
Total Facilities Budget	\$9,052,000

PRIMARY RENOVATIONS

CURRENT PHASE

PROJECT DESIGN

PROJECT UPDATE

Construction drawings are being developed by a professional design team. Once complete, a contractor will be hired to begin construction.

PROJECT SCOPE

Building Envelope Improvements	\$2,710,000
Media Center Improvements	\$88,000
IAQ Repairs - HVAC	\$4,642,000
Fire Sprinklers	\$1,482,000
Scope Modification - Media Center Carpet & Paint (Complete)	\$30,000

2020 RESET SCHEDULE

(CALENDAR YEAR)

PROJECT PLANNING

Q4 2015 - Q4 2015

HIRE DESIGNER

Q4 2015 - Q3 2016

PROJECT DESIGN

Q3 2016 - Q3 2021

HIRE CONTRACTOR

Q3 2021 - Q1 2022

ACTIVE CONSTRUCTION

Q1 2022 - Q1 2025

CONSTRUCTION CLOSEOUT

Q1 2025 - Q2 2025

ORIGINAL SCHEDULE Q1 2020

2018 SCHEDULE Q3 2021

SCHOOL CHOICE ENHANCEMENT (SCEP)

CURRENT PHASE

COMPLETE

DELIVERED

Furniture and renovation for the Media Center

BUDGET

\$100,000

SCHEDULE

(CALENDAR YEAR)

PLANNING / DESIGN

Q1 2016 (Actual: 01/2016)

IMPLEMENTATION

N/A (Actual: N/A)

COMPLETE

Q2 2017 (Actual: 06/2017)

FLAG:

COMMENTS:

ATLANTIC TECHNICAL COLLEGE, ARTHUR ASHE, JR. CAMPUS



Address	1701 NW 23 AVENUE, FORT LAUDERDALE 33311
Location Number	4702
Board District	5
Board Member	Dr. Rosalind Osgood
ADEFP Budget	\$3,326,449
Total Facilities Budget	\$3,178,449

PRIMARY RENOVATIONS

CURRENT PHASE

ACTIVE CONSTRUCTION

PROJECT UPDATE

All renovations are complete, and the campus is awaiting final inspections.

PROJECT SCOPE

Additional Funding - Board Approved 01/15/19 (JJ-2)	\$1,836,449
Building Envelope Improvements	\$1,200,000
Fire Alarm	\$42,000

2020 RESET SCHEDULE

(CALENDAR YEAR)

PROJECT PLANNING

Q4 2016 - Q4 2016

HIRE DESIGNER

Q1 2017 - Q2 2017

PROJECT DESIGN

Q2 2017 - Q3 2018

HIRE CONTRACTOR

Q4 2017 - Q1 2019

ACTIVE CONSTRUCTION

Q1 2019 - Q2 2021

CONSTRUCTION CLOSEOUT

Q2 2021 - Q3 2021

ORIGINAL SCHEDULE Q3 2019

2018 SCHEDULE Q1 2020

SCHOOL CHOICE ENHANCEMENT (SCEP)

CURRENT PHASE

COMPLETE

DELIVERED

Renovation and furniture for the Media Center

BUDGET

\$100,000

SCHEDULE

(CALENDAR YEAR)

PLANNING / DESIGN

Q1 2015 (Actual: 11/2015)

IMPLEMENTATION

N/A (Actual: N/A)

COMPLETE

Q3 2016 (Actual: 12/2016)

FLAG:

COMMENTS:

ATLANTIC WEST ELEMENTARY SCHOOL



Address	301 NW 69 TERRACE, MARGATE 33063
Location Number	2511
Board District	7
Board Member	Nora Rupert
ADEFP Budget	\$3,070,197
Total Facilities Budget	\$2,717,000

PRIMARY RENOVATIONS

CURRENT PHASE

PROJECT DESIGN

PROJECT UPDATE

Construction drawings are being developed by a professional design team. Once complete, a contractor will be hired to begin construction.

PROJECT SCOPE

Building Envelope Improvements	\$1,048,000
Fire Sprinklers	\$619,000
HVAC Improvements	\$723,000
Media Center Improvements	\$227,000

2020 RESET SCHEDULE

(CALENDAR YEAR)

PROJECT PLANNING

Q2 2016 - Q2 2016

HIRE DESIGNER

Q2 2016 - Q1 2017

PROJECT DESIGN

Q1 2017 - Q2 2021

HIRE CONTRACTOR

Q4 2017 - Q1 2022

ACTIVE CONSTRUCTION

Q1 2022 - Q4 2024

CONSTRUCTION CLOSEOUT

Q4 2024 - Q1 2025

ORIGINAL SCHEDULE Q2 2019

2018 SCHEDULE Q2 2021

SCHOOL CHOICE ENHANCEMENT (SCEP)

CURRENT PHASE

COMPLETE

DELIVERED

Janitorial Equipment
Folding Chairs
Digital Marquee
Front Office Furniture
Shade Structure In PE Court

BUDGET

\$100,000

SCHEDULE

(CALENDAR YEAR)

PLANNING / DESIGN

Q1 2016 (Actual: 01/2016)

IMPLEMENTATION

Q4 2017 (Actual: 10/2017)

COMPLETE

Q2 2018 (Actual: 04/2020)

MUSIC



COMPLETE

SCOPE

592 Instruments Delivered

TECHNOLOGY



COMPLETE

SCOPE

231 Items Delivered

FLAG:

COMMENTS:

ATTUCKS MIDDLE SCHOOL



Address	3500 N 22 AVENUE, HOLLYWOOD 33020
Location Number	0343
Board District	1
Board Member	Ann Murray
ADEFP Budget	\$6,031,270
Total Facilities Budget	\$5,728,270

PRIMARY RENOVATIONS – PHASE 1

CURRENT PHASE

ACTIVE CONSTRUCTION

PROJECT UPDATE

Contractors are currently preparing the campus for Phase 1 construction.

PROJECT SCOPE

Additional Funding - Board Approved 10/06/20 (JJ-4)	\$1,669,367
Electrical Improvements	\$624,000
HVAC Improvements	\$454,000
Provide Fire Sprinkler Protection Install New Fire Alarm	\$1,962,778

PRIMARY RENOVATIONS – PHASE 2 – Roofing & Media Center

CURRENT PHASE

PROJECT SCOPE

HIRE CONTRACTOR

Building Envelope Improvements	\$498,125
Media Center Improvements	\$420,000

SCHOOL CHOICE ENHANCEMENT (SCEP)

CURRENT PHASE

COMPLETE

DELIVERED

Projector	Laptops
Portable Sound System	Earthcart
Cafeteria Sound System	
Indoor Office Furniture	

BUDGET

\$100,000

SCHEDULE

(CALENDAR YEAR)

PLANNING / DESIGN

Q4 2017 (Actual: 11/2017)

IMPLEMENTATION

Q2 2018 (Actual: 06/2018)

COMPLETE

Q1 2019 (Actual: 10/2018)

FLAG:

COMMENTS:

2020 RESET SCHEDULE*

(CALENDAR YEAR)

PROJECT PLANNING

PHS1 Q2 2016 - Q2 2016 | PHS2 Q1 2017 - Q1 2017

HIRE DESIGNER

PHS1 Q2 2016 - Q2 2017 | PHS2 Q1 2017 - Q2 2017

PROJECT DESIGN

PHS1 Q2 2017 - Q2 2020 | PHS2 Q2 2017 - Q2 2021

HIRE CONTRACTOR

PHS1 Q1 2019 - Q1 2021 | PHS2 Q1 2019 - Q3 2023

ACTIVE CONSTRUCTION

PHS1 Q1 2021 - Q1 2023 | PHS2 Q3 2023 - Q3 2025

CONSTRUCTION CLOSEOUT

PHS1 Q1 2023 - Q2 2023 | PHS2 Q3 2025 - Q3 2025

ORIGINAL SCHEDULE

PHS1 Q2 2019 | PHS2 Q2 2019

2018 SCHEDULE

PHS1 Q2 2019 | PHS2 Q2 2020

MUSIC



COMPLETE

SCOPE

109 Instruments Delivered

TECHNOLOGY



COMPLETE

SCOPE

179 Items Delivered

BAIR MIDDLE SCHOOL



Address	9100 NW 21 MANOR, SUNRISE 33322
Location Number	2611
Board District	5
Board Member	Dr. Rosalind Osgood
ADEFP Budget	\$1,746,470
Total Facilities Budget	\$1,617,000

PRIMARY RENOVATIONS

CURRENT PHASE

HIRE CONTRACTOR

PROJECT UPDATE

The school is in the process of hiring a contractor to complete its renovations.

PROJECT SCOPE

Building Envelope Improvements	\$380,000
Deduction of Funding - Board Approved 10/20/20 (JJ-4)	(\$251,530)
Fire Alarm	\$462,000
HVAC Improvements	\$103,000
Media Center Improvements	\$495,000
Safety / Security Upgrade	\$77,000

2020 RESET SCHEDULE

(CALENDAR YEAR)

PROJECT PLANNING

Q2 2017 - Q3 2017

HIRE DESIGNER

Q2 2017 - Q1 2018

PROJECT DESIGN

Q1 2018 - Q2 2021

HIRE CONTRACTOR

Q2 2019 - Q2 2021

ACTIVE CONSTRUCTION

Q2 2021 - Q4 2022

CONSTRUCTION CLOSEOUT

Q4 2022 - Q4 2022

ORIGINAL SCHEDULE Q3 2020

2018 SCHEDULE Q1 2021

SCHOOL CHOICE ENHANCEMENT (SCEP)

CURRENT PHASE

COMPLETE

DELIVERED

Projector
 Portable Sound System
 Cafeteria Sound System
 Indoor Office Furniture
 Laptops
 Earthcart

BUDGET

\$100,000

SCHEDULE

(CALENDAR YEAR)

PLANNING / DESIGN

Q4 2017 (Actual: 11/2017)

IMPLEMENTATION

Q2 2018 (Actual: 06/2018)

COMPLETE

Q1 2019 (Actual: 10/2018)

MUSIC



COMPLETE

SCOPE

87 Instruments Delivered

TECHNOLOGY



COMPLETE

SCOPE

343 Items Delivered

FLAG:

COMMENTS:

BANYAN ELEMENTARY SCHOOL



Address	8800 NW 50 STREET, SUNRISE 33351
Location Number	2001
Board District	5
Board Member	Dr. Rosalind Osgood
ADEFP Budget	\$2,633,224
Total Facilities Budget	\$2,316,224

PRIMARY RENOVATIONS

CURRENT PHASE

ACTIVE CONSTRUCTION

PROJECT UPDATE

Media center and restroom renovations are complete.

PROJECT SCOPE

Additional Funding - Board Approved 01/15/19 (JJ-4)	\$962,979
Building Envelope Improvements	\$917,000
HVAC Improvements	\$128,000
Media Center Improvements	\$198,000

2020 RESET SCHEDULE

(CALENDAR YEAR)

PROJECT PLANNING

Q4 2016 - Q4 2016

HIRE DESIGNER

Q4 2016 - Q1 2017

PROJECT DESIGN

Q2 2017 - Q3 2018

HIRE CONTRACTOR

Q4 2017 - Q1 2019

ACTIVE CONSTRUCTION

Q1 2019 - Q3 2022

CONSTRUCTION CLOSEOUT

Q3 2022 - Q4 2022

ORIGINAL SCHEDULE Q2 2019

2018 SCHEDULE Q3 2019

SCHOOL CHOICE ENHANCEMENT (SCEP)

CURRENT PHASE

COMPLETE

DELIVERED

Murals

Playground Upgrades

Digital Marquee

BUDGET

\$100,000

SCHEDULE

(CALENDAR YEAR)

PLANNING / DESIGN

Q1 2015 (Actual: 11/2015)

IMPLEMENTATION

Q2 2016 (Actual: 05/2016)

COMPLETE

Q2 2018 (Actual: 10/2020)

MUSIC



COMPLETE

SCOPE

765 Instruments Delivered

TECHNOLOGY



COMPLETE

SCOPE

269 Items Delivered

FLAG:

COMMENTS:

BAYVIEW ELEMENTARY SCHOOL



Address	1175 MIDDLE RIVER DRIVE, FORT LAUDERDALE 33304
Location Number	0641
Board District	3
Board Member	Sarah Leonardi
ADEFP Budget	\$3,019,739
Total Facilities Budget	\$2,788,739

PRIMARY RENOVATIONS

CURRENT PHASE

ACTIVE CONSTRUCTION

PROJECT UPDATE

All renovations are complete, and the campus is awaiting final inspections.

PROJECT SCOPE

Building Envelope Improvements	\$836,000
HVAC Improvements	\$645,565
Additional Funding - Board Approved 06/26/18 (JJ-6)	\$946,739
Scope Modification – Chiller Replacement (Complete)	\$260,435

2020 RESET SCHEDULE

(CALENDAR YEAR)

PROJECT PLANNING

Q3 2016 - Q3 2016

HIRE DESIGNER

Q3 2016 - Q2 2017

PROJECT DESIGN

Q2 2017 - Q1 2018

HIRE CONTRACTOR

Q1 2018 - Q4 2018

ACTIVE CONSTRUCTION

Q4 2018 - Q2 2020

CONSTRUCTION CLOSEOUT

Q2 2020 - Q2 2021

ORIGINAL SCHEDULE Q3 2019

2018 SCHEDULE Q3 2019

SCHOOL CHOICE ENHANCEMENT (SCEP)

CURRENT PHASE

COMPLETE

DELIVERED

Cafeteria Sound System
 Printers
 Poster Maker
 Parking Stanchions
 Furniture (Tables, Chairs For 3rd, 4th & 5th Grade)
 Cafeteria Projector Cage
 LCD Panel Assembly Touch Screen
 AC Adapter
 4-cell Battery, Laptops

BUDGET

\$100,000

SCHEDULE

(CALENDAR YEAR)

PLANNING / DESIGN

Q4 2016 (Actual: 12/2016)

IMPLEMENTATION

Q1 2018 (Actual: 02/2018)

COMPLETE

Q1 2020 (Actual: 03/2020)

MUSIC



COMPLETE

SCOPE

759 Instruments Delivered

TECHNOLOGY



COMPLETE

SCOPE

240 Items Delivered

FLAG:

COMMENTS:

BEACHSIDE MONTESSORI VILLAGE



Address	2230 LINCOLN STREET, HOLLYWOOD 33020
Location Number	2041
Board District	1
Board Member	Ann Murray
ADEFP Budget	\$441,000
Total Facilities Budget	\$100,000

SCHOOL CHOICE ENHANCEMENT (SCEP)

CURRENT PHASE COMPLETE DELIVERED

BUDGET
\$100,000

Music Equipment
Athletic Equipment
Math Equipment
Science Equipment
Portable Sound System,
Cafeteria Audio System
Microscopes
Cabinets
Laptops

SCHEDULE (CALENDAR YEAR)

PLANNING / DESIGN

Q1 2015 (Actual: 11/2015)

IMPLEMENTATION

Q1 2016 (Actual: 02/2016)

COMPLETE

Q4 2017 (Actual: 01/2018)

MUSIC



COMPLETE

SCOPE

167 Instruments Delivered

TECHNOLOGY



COMPLETE

SCOPE

567 Items Delivered

FLAG:

COMMENTS:

BENNETT ELEMENTARY SCHOOL



Address	1755 NE 14 STREET, FORT LAUDERDALE 33304
Location Number	0201
Board District	3
Board Member	Sarah Leonardi
ADEFP Budget	\$2,119,000
Total Facilities Budget	\$1,914,000

PRIMARY RENOVATIONS

CURRENT PHASE

PROJECT DESIGN

PROJECT UPDATE

Construction drawings are being developed by a professional design team. Once complete, a contractor will be hired to begin construction.

PROJECT SCOPE

Building Envelope Improvements	\$1,270,000
Fire Alarm	\$319,000
HVAC Improvements	\$88,000
Media Center Improvements	\$137,000

2020 RESET SCHEDULE

(CALENDAR YEAR)

PROJECT PLANNING

Q3 2017 - Q3 2017

HIRE DESIGNER

Q3 2017 - Q2 2018

PROJECT DESIGN

Q2 2018 - Q3 2021

HIRE CONTRACTOR

Q3 2021 - Q4 2023

ACTIVE CONSTRUCTION

Q4 2023 - Q3 2025

CONSTRUCTION CLOSEOUT

Q3 2025 - Q4 2025

ORIGINAL SCHEDULE Q1 2021

2018 SCHEDULE Q2 2021

SCHOOL CHOICE ENHANCEMENT (SCEP)

CURRENT PHASE

IMPLEMENTATION

DELIVERED

Golf Cart
Office & Classroom Furniture
Furniture For Reception Area & AP Office
Desk With Reception Top
Cube Tables
Cabinets
Open Front Student Desk
Chairs
Tables
Stools

BUDGET

\$100,000

IN PROGRESS

Digital Marquee

SCHEDULE

(CALENDAR YEAR)

PLANNING / DESIGN

Q4 2018 (Actual: 11/2018)

IMPLEMENTATION

Q1 2019 (Actual: 04/2019)

COMPLETE

TBD

MUSIC



COMPLETE

SCOPE

359 Instruments Delivered

TECHNOLOGY



COMPLETE

SCOPE

116 Items Delivered

FLAG:

COMMENTS:

BLANCHE ELY HIGH SCHOOL



Address	1201 NW 6 AVENUE, POMPANO BEACH 33060
Location Number	0361
Board District	7
Board Member	Nora Rupert
ADEFP Budget	\$23,335,150
Total Facilities Budget	\$21,665,436

PRIMARY RENOVATIONS

CURRENT PHASE

ACTIVE CONSTRUCTION

PROJECT UPDATE

Roofing repairs, STEM lab renovations, HVAC improvements, and an ADA stage lift installation are currently underway.

PROJECT SCOPE

Additional Funding - Board Approved 04/17/18 (Item 1)	\$7,310,000
ADA Stage Lift	\$239,290
Building Envelope Improvements (including Bldg 4)	\$1,089,000
Fire Sprinklers	\$152,000
HVAC Improvements	\$6,202,000
IAQ & Fascia Replacement	\$2,791,886
Media Center Improvements	\$668,000
Outdoor Dining Renovation	\$700,000
STEM Lab Improvements	\$1,140,000
Gymnasium Accessibility	\$1,152,260

2020 RESET SCHEDULE

(CALENDAR YEAR)

PROJECT PLANNING

Q2 2015 - Q4 2015

HIRE DESIGNER

Q4 2015 - Q4 2016

PROJECT DESIGN

Q4 2016 - Q3 2018

HIRE CONTRACTOR

Q2 2016 - Q2 2018

ACTIVE CONSTRUCTION

Q2 2018 - Q2 2022

CONSTRUCTION CLOSEOUT

Q2 2022 - Q3 2022

ORIGINAL SCHEDULE Q2 2019

2018 SCHEDULE Q3 2020

SCHOOL CHOICE ENHANCEMENT (SCEP)

CURRENT PHASE

COMPLETE

DELIVERED

Media Backdrop	Adaptors
Indoor Tables	Bracket Kits With Activboards
Projectors	Digital Classroom Upgrades
Tables	
Chairs	
Science Equipment	
Heart Models	
Podium	
Laptops	

BUDGET

\$100,000

SCHEDULE

(CALENDAR YEAR)

PLANNING / DESIGN

Q1 2015 (Actual: 11/2015)

IMPLEMENTATION

Q2 2018 (Actual: 06/2018)

COMPLETE

Q1 2020 (Actual: 03/2020)

ATHLETICS



COMPLETE

SCOPE

Weight Room

MUSIC



COMPLETE

SCOPE

164 Instruments Delivered

TECHNOLOGY



COMPLETE

SCOPE

1,132 Items Delivered

FLAG:

COMMENTS: Project schedule advanced 112 days.

BOULEVARD HEIGHTS ELEMENTARY SCHOOL



Address	7201 JOHNSON STREET, HOLLYWOOD 33024
Location Number	0971
Board District	1
Board Member	Ann Murray
ADEFP Budget	\$4,070,000
Total Facilities Budget	\$3,890,000

PRIMARY RENOVATIONS

CURRENT PHASE

HIRE CONTRACTOR

PROJECT UPDATE

The school is in the process of hiring a contractor to complete its renovations.

PROJECT SCOPE

Art Room Renovation and Equipment	\$65,000
Building Envelope Improvements	\$1,514,000
HVAC Improvements	\$1,596,000
Improvements to or Replacement of building 1	\$188,000
Improvements to or Replacement of building 4	\$291,000
Music Room Renovation	\$136,000

2020 RESET SCHEDULE

(CALENDAR YEAR)

PROJECT PLANNING

Q3 2017 - Q4 2017

HIRE DESIGNER

Q3 2017 - Q1 2018

PROJECT DESIGN

Q1 2018 - Q3 2019

HIRE CONTRACTOR

Q3 2019 - Q3 2021

ACTIVE CONSTRUCTION

Q3 2021 - Q4 2023

CONSTRUCTION CLOSEOUT

Q4 2023 - Q1 2024

ORIGINAL SCHEDULE Q3 2020

2018 SCHEDULE Q2 2021

SCHOOL CHOICE ENHANCEMENT (SCEP)

CURRENT PHASE

COMPLETE

DELIVERED

Two-way Radios	Mimio Boards
Poster Maker	Facilities Equipment
Laptops Carts	Electric Strikes
Printers	Digital Marquee
Outdoor Rugs	Earthwalk Cart
Laminator	Cable Management
Laptops	

BUDGET

\$100,000

SCHEDULE

(CALENDAR YEAR)

PLANNING / DESIGN

Q4 2017 (Actual: 11/2017)

IMPLEMENTATION

Q2 2018 (Actual: 05/2018)

COMPLETE

Q4 2018 (Actual: 10/2020)

MUSIC



COMPLETE

SCOPE

200 Instruments Delivered

TECHNOLOGY



COMPLETE


SCOPE

109 Items Delivered

FLAG:

COMMENTS: Project schedule advanced 671 days.

BOYD H. ANDERSON HIGH SCHOOL



Address	3050 NW 41 STREET, LAUDERDALE LAKES 33309
Location Number	1741
Board District	5
Board Member	Dr. Rosalind Osgood
ADEFP Budget	\$13,268,594
Total Facilities Budget	\$12,572,594

PRIMARY RENOVATIONS

CURRENT PHASE

ACTIVE CONSTRUCTION

PROJECT UPDATE

The school has hired a contractor to complete its renovations.

PROJECT SCOPE

ADA Renovations Related to Educational Adequacy	\$388,000
Building Envelope Improvements	\$2,580,000
HVAC Improvements	\$543,508
Safety / Security Upgrade	\$77,000
STEM Lab improvements	\$1,380,000
Additional Funding - Board Approved 10/20/20 (JJ-1)	\$5,059,254
Scope Modification – Chiller Replacement (Complete)	\$305,492
Scope Modification – Media Center Reconstruction (Complete)	\$1,772,548
Scope Modification – Media Center Demolition (Complete)	\$245,792

2020 RESET SCHEDULE

(CALENDAR YEAR)

PROJECT PLANNING

Q3 2016 - Q3 2016

HIRE DESIGNER

Q3 2016 - Q2 2017

PROJECT DESIGN

Q2 2017 - Q1 2020

HIRE CONTRACTOR

Q2 2018 - Q1 2021

ACTIVE CONSTRUCTION

Q1 2021 - Q4 2023

CONSTRUCTION CLOSEOUT

Q4 2023 - Q1 2024

ORIGINAL SCHEDULE Q3 2019

2018 SCHEDULE Q2 2021

SCHOOL CHOICE ENHANCEMENT (SCEP)

CURRENT PHASE

COMPLETE

DELIVERED

Recordex
 Sound System For The Gymnasium
 Laptop Cart With 30 Laptops
 Portable Sound System
 Roof For Visitor's Dugout, Lockers
 Golf Carts
 Gym Wall Pads

BUDGET

\$100,000

SCHEDULE

(CALENDAR YEAR)

PLANNING / DESIGN

Q4 2016 (Actual: 12/2016)

IMPLEMENTATION

Q1 2018 (Actual: 03/2018)

COMPLETE

Q4 2018 (Actual: 10/2018)

ATHLETICS



COMPLETE

SCOPE

Weight Room

MUSIC



COMPLETE

SCOPE

284 Instruments Delivered

TECHNOLOGY



COMPLETE

SCOPE

580 Items Delivered

FLAG:

COMMENTS:

BRIGHT HORIZONS CENTER



Address	3901 NE 1ST TERRACE, DEERFIELD BEACH 33064
Location Number	0871
Board District	7
Board Member	Nora Rupert
ADEFP Budget	\$4,046,871
Total Facilities Budget	\$3,839,766

PRIMARY RENOVATIONS

CURRENT PHASE

ACTIVE CONSTRUCTION

PROJECT UPDATE

Rooftop units are being installed as part of the school's roofing repairs.

PROJECT SCOPE

Additional Funding - Board Approved 07/23/19 (JJ-4)	\$1,893,100
Building Envelope Improvements	\$864,000
Fire Alarm	\$42,000
Fire Sprinklers	\$654,000
Funding from Pool Renovation Project - Board Approved 07/21/20 (JJ-14)	\$183,666
HVAC Improvements	\$103,000

2020 RESET SCHEDULE

(CALENDAR YEAR)

PROJECT PLANNING

Q4 2016 - Q4 2016

HIRE DESIGNER

Q4 2016 - Q3 2017

PROJECT DESIGN

Q3 2017 - Q1 2019

HIRE CONTRACTOR

Q2 2018 - Q3 2019

ACTIVE CONSTRUCTION

Q3 2019 - Q1 2022

CONSTRUCTION CLOSEOUT

Q1 2022 - Q2 2022

ORIGINAL SCHEDULE Q2 2019

2018 SCHEDULE Q4 2020

SCHOOL CHOICE ENHANCEMENT (SCEP)

CURRENT PHASE IMPLEMENTATION DELIVERED

Recordex

BUDGET
\$100,000

IN PROGRESS

Digital Marquee
Playground Shade Structure
Promethean Boards

SCHEDULE
(CALENDAR YEAR)

PLANNING / DESIGN

Q4 2017 (Actual: 11/2017)

IMPLEMENTATION

Q2 2018 (Actual: 05/2018)

COMPLETE

Q4 2018

TECHNOLOGY

✓
COMPLETE

SCOPE

29 Items Delivered

FLAG:
COMMENTS:

BROADVIEW ELEMENTARY SCHOOL



Address	1800 SW 62 AVENUE, NORTH LAUDERDALE 33068
Location Number	0811
Board District	4
Board Member	Lori Alhadeff
ADEFP Budget	\$6,071,131
Total Facilities Budget	\$5,575,131

PRIMARY RENOVATIONS

CURRENT PHASE

ACTIVE CONSTRUCTION

PROJECT UPDATE

The art room is being demolished as part of the room's renovations.

PROJECT SCOPE

Additional Funding - Board Approved 7/21/20 (JJ-3)	\$2,683,744
Building Envelope Improvements	\$63,228
Building Envelope Improvements - Roofing	\$945,772
Conversion of Existing Space to Music and/or Art Lab(s)	\$169,000
Electrical Improvements	\$56,329
Fire Alarm	\$252,578
Fire Sprinklers	\$718,479
HVAC Improvements	\$264,000
Media Center improvements	\$186,000
Music Room Renovation	\$136,000

2020 RESET SCHEDULE

(CALENDAR YEAR)

PROJECT PLANNING

Q2 2015 - Q2 2015

HIRE DESIGNER

Q4 2015 - Q3 2016

PROJECT DESIGN

Q3 2016 - Q1 2020

HIRE CONTRACTOR

Q3 2018 - Q4 2020

ACTIVE CONSTRUCTION

Q4 2020 - Q3 2023

CONSTRUCTION CLOSEOUT

Q3 2023 - Q4 2023

ORIGINAL SCHEDULE Q2 2020

2018 SCHEDULE Q1 2021

SCHOOL CHOICE ENHANCEMENT (SCEP)

CURRENT PHASE

COMPLETE

DELIVERED

Digital Marquee
Classroom Rugs
Playground Upgrades & Equipment
Laptops
HDMI
Adapters

BUDGET

\$100,000

SCHEDULE

(CALENDAR YEAR)

PLANNING / DESIGN

Q1 2015 (Actual: 01/2015)

IMPLEMENTATION

Q4 2016 (Actual: 11/2016)

COMPLETE

Q1 2020 (Actual: 02/2020)

MUSIC



COMPLETE

SCOPE

334 Instruments Delivered

TECHNOLOGY



COMPLETE


SCOPE

338 Items Delivered

FLAG:

COMMENTS:

BROWARD ESTATES ELEMENTARY SCHOOL



Address	441 NW 35 AVENUE, LAUDERHILL 33311
Location Number	0501
Board District	5
Board Member	Dr. Rosalind Osgood
ADEFP Budget	\$7,005,168
Total Facilities Budget	\$6,852,168

PRIMARY RENOVATIONS

CURRENT PHASE

HIRE CONTRACTOR

PROJECT UPDATE

The school is in the process of hiring a contractor to complete its renovations.

PROJECT SCOPE

Additional Funding - Board Approved 7/21/20 (JJ-1)	\$3,989,168
Building Envelope Improvements	\$1,812,000
HVAC Improvements	\$951,000

2020 RESET SCHEDULE

(CALENDAR YEAR)

PROJECT PLANNING

Q2 2017 - Q3 2017

HIRE DESIGNER

Q2 2017 - Q1 2018

PROJECT DESIGN

Q2 2018 - Q2 2021

HIRE CONTRACTOR

Q2 2019 - Q2 2021

ACTIVE CONSTRUCTION

Q2 2021 - Q2 2023

CONSTRUCTION CLOSEOUT

Q2 2023 - Q3 2023

ORIGINAL SCHEDULE Q2 2020

2018 SCHEDULE Q1 2021

SCHOOL CHOICE ENHANCEMENT (SCEP)

CURRENT PHASE

PLANNING/DESIGN

BUDGET

\$100,000

SCHEDULE

(CALENDAR YEAR)

PLANNING / DESIGN

Q4 2017 (Actual: 11/2017)

IMPLEMENTATION

TBD

COMPLETE

TBD

MUSIC



COMPLETE

SCOPE

259 Instruments Delivered

TECHNOLOGY



COMPLETE

SCOPE

109 Items Delivered

FLAG:

COMMENTS: Project schedule advanced 76 days.

C. ROBERT MARKHAM ELEMENTARY SCHOOL



Address	1501 NW 15 AVENUE, POMPANO BEACH 33069
Location Number	1671
Board District	7
Board Member	Nora Rupert
ADEFP Budget	\$8,264,830
Total Facilities Budget	\$8,013,830

PRIMARY RENOVATIONS

CURRENT PHASE

ACTIVE CONSTRUCTION

PROJECT UPDATE

Contractors are currently preparing the campus for construction.

PROJECT SCOPE

Building Envelope Improvements	\$656,000
Fire Alarm	\$294,000
Fire Sprinklers	\$310,000
HVAC Improvements	\$303,000
Improvements to or Replacement of building 1	\$7,440,000
Deduction of Funding - Board Approved 9/15/20 (JJ-3)	(\$1,245,170)
Scope Modification – Chiller Replacement (Complete)	\$156,000

2020 RESET SCHEDULE

(CALENDAR YEAR)

PROJECT PLANNING

Q1 2017 - Q1 2017

HIRE DESIGNER

Q1 2017 - Q4 2017

PROJECT DESIGN

Q4 2017 - Q3 2019

HIRE CONTRACTOR

Q1 2017 - Q4 2020

ACTIVE CONSTRUCTION

Q4 2020 - Q4 2023

CONSTRUCTION CLOSEOUT

Q4 2023 - Q1 2024

ORIGINAL SCHEDULE Q1 2020

2018 SCHEDULE Q4 2021

SCHOOL CHOICE ENHANCEMENT (SCEP)

CURRENT PHASE

COMPLETE

DELIVERED

Furniture (Student Desks, Chairs, Cafeteria Tables, Front Office Furniture)

Water Bottle Filling Stations

BUDGET

\$100,000

SCHEDULE

(CALENDAR YEAR)

PLANNING / DESIGN

Q4 2017 (Actual: 11/2017)

IMPLEMENTATION

Q2 2018 (Actual: 06/2018)

COMPLETE

Q1 2019 (Actual: 08/2019)

MUSIC



COMPLETE

SCOPE

238 Instruments Delivered

TECHNOLOGY



COMPLETE

SCOPE

282 Items Delivered

FLAG:

COMMENTS:

CASTLE HILL ELEMENTARY SCHOOL



Address	2640 NW 46 AVENUE, LAUDERHILL 33313
Location Number	1461
Board District	5
Board Member	Dr. Rosalind Osgood
ADEFP Budget	\$4,059,030
Total Facilities Budget	\$3,776,030

PRIMARY RENOVATIONS

CURRENT PHASE

ACTIVE CONSTRUCTION

PROJECT UPDATE

Roofing repairs and media center renovations are currently underway..

PROJECT SCOPE

Additional Funding - Board Approved 05/22/18 (JJ-1)	\$1,567,030
Building Envelope Improvements	\$1,141,000
Fire Alarm	\$293,000
Fire Sprinklers	\$13,000
HVAC Improvements	\$279,950
Media Center improvements	\$282,000
Scope Modification – Cooling Tower Replacement (Complete)	\$100,050

2020 RESET SCHEDULE

(CALENDAR YEAR)

PROJECT PLANNING

Q1 2017 - Q1 2017

HIRE DESIGNER

Q1 2017 - Q2 2017

PROJECT DESIGN

Q2 2017 - Q1 2018

HIRE CONTRACTOR

Q4 2017 - Q3 2018

ACTIVE CONSTRUCTION

Q3 2018 - Q3 2021

CONSTRUCTION CLOSEOUT

Q3 2021 - Q3 2021

ORIGINAL SCHEDULE Q3 2019

2018 SCHEDULE Q3 2019

SCHOOL CHOICE ENHANCEMENT (SCEP)

CURRENT PHASE

COMPLETE

DELIVERED

Mimio Boards
Murals
Cafeteria Sound System
Projector
TVs
TV Production Studio
Classroom Furniture
Digital Marquee
Projector Screen

BUDGET

\$100,000

SCHEDULE

(CALENDAR YEAR)

PLANNING / DESIGN

Q1 2015 (Actual: 11/2015)

IMPLEMENTATION

Q4 2016 (Actual: 12/2016)

COMPLETE

Q1 2020 (Actual: 03/2020)

MUSIC



COMPLETE

SCOPE

435 Instruments Delivered

TECHNOLOGY



COMPLETE

SCOPE

371 Items Delivered

FLAG:

COMMENTS: Project schedule advanced 16 days.

CENTRAL PARK ELEMENTARY SCHOOL



Address	777 N NOB HILL ROAD, PLANTATION 33322
Location Number	2641
Board District	6
Board Member	Laurie Rich Levinson
ADEFP Budget	\$8,539,000
Total Facilities Budget	\$8,073,000

PRIMARY RENOVATIONS

CURRENT PHASE

ACTIVE CONSTRUCTION

PROJECT UPDATE

Contractors are currently preparing the campus for construction.

PROJECT SCOPE

ADA Stage Lift	\$119,475
Additional Funding - Board Approved 04/14/20 (13)	\$3,045,525
Building Envelope Improvements	\$1,361,000
Conversion of Existing Space to Music and/or Art Lab(s)	\$169,000
Fire Sprinklers	\$982,000
HVAC Improvements	\$2,100,000
Music Room Renovation	\$136,000
Safety / Security Upgrade	\$60,000

2020 RESET SCHEDULE

(CALENDAR YEAR)

PROJECT PLANNING

Q2 2016 - Q2 2016

HIRE DESIGNER

Q2 2016 - Q1 2017

PROJECT DESIGN

Q1 2017 - Q4 2019

HIRE CONTRACTOR

Q4 2017 - Q3 2020

ACTIVE CONSTRUCTION

Q3 2020 - Q1 2023

CONSTRUCTION CLOSEOUT

Q1 2023 - Q2 2023

ORIGINAL SCHEDULE Q2 2019

2018 SCHEDULE Q4 2020

SCHOOL CHOICE ENHANCEMENT (SCEP)

CURRENT PHASE

IMPLEMENTATION

DELIVERED

Computer Carts
 Printers
 Classroom Furniture
 Science Lab Materials
 Bulletin Boards
 Carpet Replaced In FISH
 301 & Blinds

BUDGET

\$100,000

IN PROGRESS

Coordinating additional
 proposals

SCHEDULE

(CALENDAR YEAR)

PLANNING / DESIGN

Q1 2016 (Actual: 01/2016)

IMPLEMENTATION

Q4 2016 (Actual: 11/2016)

COMPLETE

TBD

MUSIC



COMPLETE

SCOPE

325 Instruments Delivered

TECHNOLOGY



COMPLETE

SCOPE

229 Items Delivered

FLAG:

COMMENTS:

CHALLENGER ELEMENTARY SCHOOL



Address	5703 NW 94 AVENUE, TAMARAC 33321
Location Number	3771
Board District	4
Board Member	Lori Alhadeff
ADEFP Budget	\$4,041,100
Total Facilities Budget	\$3,655,100

PRIMARY RENOVATIONS

CURRENT PHASE

ACTIVE CONSTRUCTION

PROJECT UPDATE

Light fixtures are being installed in multiple classrooms.

PROJECT SCOPE

Additional Funding - Board Approved 05/19/20 (JJ-15)	\$2,206,100
Building Envelope Improvements	\$857,000
Conversion of Existing Space to Music and/or Art Lab(s)	\$169,000
Fire Alarm	\$42,000
HVAC Improvements	\$145,000
Music Room Renovation	\$136,000

2020 RESET SCHEDULE

(CALENDAR YEAR)

PROJECT PLANNING

Q2 2017 - Q3 2017

HIRE DESIGNER

Q2 2017 - Q1 2018

PROJECT DESIGN

Q1 2018 - Q3 2019

HIRE CONTRACTOR

Q3 2019 - Q3 2020

ACTIVE CONSTRUCTION

Q3 2020 - Q4 2022

CONSTRUCTION CLOSEOUT

Q4 2022 - Q1 2023

ORIGINAL SCHEDULE Q1 2020

2018 SCHEDULE Q1 2021

SCHOOL CHOICE ENHANCEMENT (SCEP)

CURRENT PHASE

IMPLEMENTATION

DELIVERED

Ipads
Laptops
Digital Marquee

BUDGET

\$100,000

IN PROGRESS

Playground Shades

SCHEDULE

(CALENDAR YEAR)

PLANNING / DESIGN

Q4 2017 (Actual: 11/2017)

IMPLEMENTATION

Q3 2018 (Actual: 07/2018)

COMPLETE

TBD

MUSIC



COMPLETE

SCOPE

889 Instruments Delivered

TECHNOLOGY



COMPLETE

SCOPE

341 Items Delivered

FLAG:

COMMENTS:

CHAPEL TRAIL ELEMENTARY SCHOOL



Address	19595 TAFT STREET, PEMBROKE PINES 33029
Location Number	2961
Board District	2
Board Member	Patricia Good
ADEFP Budget	\$5,146,650
Total Facilities Budget	\$4,638,436

PRIMARY RENOVATIONS

CURRENT PHASE

ACTIVE CONSTRUCTION

PROJECT UPDATE

Roofing repairs and walkway improvements are underway.

PROJECT SCOPE

Building Envelope Improvements	\$1,169,000
Fire Alarm	\$42,000
HVAC Improvements	\$172,000
Additional Funding - Board Approved 11/06/19 (JJ-2)	\$2,850,436
Scope Modification – Chiller Replacement (Complete)	\$305,000

2020 RESET SCHEDULE

(CALENDAR YEAR)

PROJECT PLANNING

Q1 2017 - Q1 2017

HIRE DESIGNER

Q1 2017 - Q1 2017

PROJECT DESIGN

Q1 2017 - Q2 2019

HIRE CONTRACTOR

Q3 2017 - Q1 2020

ACTIVE CONSTRUCTION

Q1 2020 - Q2 2022

CONSTRUCTION CLOSEOUT

Q2 2022 - Q2 2022

ORIGINAL SCHEDULE Q2 2019

2018 SCHEDULE Q4 2020

SCHOOL CHOICE ENHANCEMENT (SCEP)

CURRENT PHASE

COMPLETE

DELIVERED

Student Laptops

Stage Curtains

Bus Loop Shade

Shade Structure

BUDGET

\$100,000

SCHEDULE

(CALENDAR YEAR)

PLANNING / DESIGN

Q1 2016 (Actual: 01/2016)

IMPLEMENTATION

Q4 2016 (Actual: 10/2016)

COMPLETE

Q2 2018 (Actual: 05/2020)

MUSIC



COMPLETE

SCOPE

280 Instruments Delivered

TECHNOLOGY



COMPLETE

SCOPE

324 Items Delivered

FLAG:

COMMENTS:

CHARLES DREW ELEMENTARY SCHOOL



Address	1000 NW 31 AVENUE, POMPANO BEACH 33060
Location Number	3221
Board District	7
Board Member	Nora Rupert
ADEFP Budget	\$3,310,000
Total Facilities Budget	\$3,117,000

PRIMARY RENOVATIONS

CURRENT PHASE

PROJECT DESIGN

PROJECT UPDATE

Construction drawings are being developed by a professional design team. Once complete, a contractor will be hired to begin construction.

PROJECT SCOPE

Building Envelope Improvements	\$138,000
Fire Alarm	\$293,000
Fire Sprinklers	\$694,000
HVAC Improvements	\$1,892,000

2020 RESET SCHEDULE

(CALENDAR YEAR)

PROJECT PLANNING

Q3 2016 - Q3 2016

HIRE DESIGNER

Q3 2016 - Q1 2017

PROJECT DESIGN

Q1 2017 - Q3 2021

HIRE CONTRACTOR

Q2 2020 - Q3 2022

ACTIVE CONSTRUCTION

Q3 2022 - Q2 2024

CONSTRUCTION CLOSEOUT

Q2 2024 - Q3 2024

ORIGINAL SCHEDULE Q3 2019

2018 SCHEDULE Q1 2021

SCHOOL CHOICE ENHANCEMENT (SCEP)

CURRENT PHASE

COMPLETE

DELIVERED

Portable PA System
Trash Cans
Murals
Two-way Radios
Projectors
Golf Carts
Cafeteria Sound System

BUDGET

\$100,000

Floor Mats
Traffic Cones
Stage Curtains
Office Furniture
Picnic Tables

SCHEDULE

(CALENDAR YEAR)

PLANNING / DESIGN

Q1 2015 (Actual: 11/2015)

IMPLEMENTATION

Q4 2017 (Actual: 11/2017)

COMPLETE

Q2 2018 (Actual: 01/2019)

MUSIC



COMPLETE

SCOPE

127 Instruments Delivered

TECHNOLOGY



COMPLETE

SCOPE

277 Items Delivered

FLAG:

COMMENTS:

CHARLES DREW FAMILY RESOURCE CENTER



Address	2600 NW 9TH COURT, POMPANO BEACH 33060
Location Number	0301
Board District	7
Board Member	Nora Rupert
ADEFP Budget	\$3,496,000
Total Facilities Budget	\$3,378,000

PRIMARY RENOVATIONS

CURRENT PHASE

PROJECT DESIGN

PROJECT UPDATE

Construction drawings are being developed by a professional design team. Once complete, a contractor will be hired to begin construction.

PROJECT SCOPE

Building Envelope Improvements	\$1,173,000
HVAC Improvements	\$225,000
Improvements to or Replacement of Building 3	\$557,000
Improvements to or Replacement of Building 5	\$575,000
Improvements to or Replacement of Building 6	\$557,000
Media Center Improvements	\$191,000

2020 RESET SCHEDULE

(CALENDAR YEAR)

PROJECT PLANNING

Q3 2016 - Q3 2016

HIRE DESIGNER

Q3 2016 - Q2 2017

PROJECT DESIGN

Q2 2017 - Q3 2021

HIRE CONTRACTOR

Q2 2020 - Q2 2022

ACTIVE CONSTRUCTION

Q2 2022 - Q3 2024

CONSTRUCTION CLOSEOUT

Q3 2024 - Q3 2024

ORIGINAL SCHEDULE Q3 2019

2018 SCHEDULE Q1 2021

SCHOOL CHOICE ENHANCEMENT (SCEP)

CURRENT PHASE

COMPLETE

DELIVERED

Front Office Renovation
 Microphones
 Office Furniture
 Elmo Boards
 Speakers
 Printers
 Outdoor Benches
 Thinkpad's

BUDGET

\$100,000

SCHEDULE

(CALENDAR YEAR)

PLANNING / DESIGN

Q4 2016 (Actual: 12/2016)

IMPLEMENTATION

Q2 2017 (Actual: 06/2017)

COMPLETE

Q1 2018 (Actual: 05/2018)

FLAG:

COMMENTS:

CHARLES W. FLANAGAN HIGH SCHOOL



Address	12800 TAFT STREET, PEMBROKE PINES 33028
Location Number	3391
Board District	2
Board Member	Patricia Good
ADEFP Budget	\$17,029,361
Total Facilities Budget	\$15,847,361

PRIMARY RENOVATIONS

CURRENT PHASE

CLOSEOUT

PROJECT UPDATE

All campus renovations are complete.

PROJECT SCOPE

Additional Funding - Board Approved 09/05/18 (JJ-2)	\$6,793,361
Building Envelope Improvements	\$1,357,000
CR Addition to Allow for Removal of Portable Bldgs	\$6,124,000
HVAC Improvements	\$1,052,000

2020 RESET SCHEDULE

(CALENDAR YEAR)

PROJECT PLANNING

Q3 2016 - Q3 2016

HIRE DESIGNER

Q3 2016 - Q2 2017

PROJECT DESIGN

Q2 2017 - Q3 2018

HIRE CONTRACTOR

Q1 2017 - Q4 2018

ACTIVE CONSTRUCTION

Q4 2018 - Q1 2020

CONSTRUCTION CLOSEOUT

Q1 2020 - Q2 2021

ORIGINAL SCHEDULE Q4 2019

2018 SCHEDULE Q4 2019

SCHOOL CHOICE ENHANCEMENT (SCEP)

CURRENT PHASE

COMPLETE

DELIVERED

Floor Scrubber
 Hedger
 Trimmer
 Blower
 Two-way Radios
 ID Machine
 Recordex
 Golf Carts
 Two-way Radio Batteries
 Digital Marquee

BUDGET

\$100,000

SCHEDULE

(CALENDAR YEAR)

PLANNING / DESIGN

Q4 2016 (Actual: 12/2016)

IMPLEMENTATION

Q3 2019 (Actual: 08/2019)

COMPLETE

Q4 2020 (Actual: 11/2020)

ATHLETICS



COMPLETE

SCOPE

Track and Weight Room

MUSIC



COMPLETE

SCOPE

210 Instruments Delivered

TECHNOLOGY



COMPLETE

SCOPE

600 Items Delivered

FLAG:

COMMENTS:

COCONUT CREEK ELEMENTARY SCHOOL



Address	500 NW 45 AVENUE, COCONUT CREEK 33066
Location Number	1421
Board District	7
Board Member	Nora Rupert
ADEFP Budget	\$5,503,761
Total Facilities Budget	\$5,144,761

PRIMARY RENOVATIONS

CURRENT PHASE

CLOSEOUT

PROJECT UPDATE

All campus renovations are complete.

PROJECT SCOPE

Additional Funding - Board Approved 12/19/17 (JJ-14)	\$517,143
Building Envelope Improvements	\$1,055,000
Fire Alarm	\$294,000
Fire Sprinklers	\$699,000
Media Center Improvements	\$274,000
Replace existing unit ventilators (appr. 43 CRs) with new unit ventilators.	\$2,205,618

2020 RESET SCHEDULE

(CALENDAR YEAR)

PROJECT PLANNING

Q4 2015 - Q4 2015

HIRE DESIGNER

Q4 2015 - Q3 2016

PROJECT DESIGN

Q3 2016 - Q2 2017

HIRE CONTRACTOR

Q1 2017 - Q1 2018

ACTIVE CONSTRUCTION

Q1 2018 - Q1 2020

CONSTRUCTION CLOSEOUT

Q1 2020 - Q4 2020

ORIGINAL SCHEDULE Q3 2018

2018 SCHEDULE Q2 2019

SCHOOL CHOICE ENHANCEMENT (SCEP)

CURRENT PHASE

COMPLETE

DELIVERED

TVs
 Playground Upgrades
 Outdoor Benches
 Table

BUDGET

\$100,000

SCHEDULE

(CALENDAR YEAR)

PLANNING / DESIGN

Q1 2015 (Actual: 11/2015)

IMPLEMENTATION

Q1 2016 (Actual: 02/2016)

COMPLETE

Q1 2018 (Actual: 02/2019)

MUSIC



COMPLETE

SCOPE

663 Instruments Delivered

TECHNOLOGY



COMPLETE

SCOPE

436 Items Delivered

FLAG:
 COMMENTS:

COCONUT CREEK HIGH SCHOOL



Address	1400 NW 44 AVENUE, COCONUT CREEK 33066
Location Number	1681
Board District	7
Board Member	Nora Rupert
ADEFP Budget	\$5,985,907
Total Facilities Budget	\$4,523,000

PRIMARY RENOVATIONS

CURRENT PHASE

PROJECT DESIGN

PROJECT UPDATE

Construction drawings are being developed by a professional design team. Once complete, a contractor will be hired to begin construction.

PROJECT SCOPE

Auditorium Accessibility	\$250,000
Building Envelope Improvements	\$686,000
Fire Alarm	\$1,174,000
HVAC Improvements	\$814,000
Media Center Improvements	\$600,000
Safety / Security Upgrade	\$53,000
STEM Lab Improvements	\$725,000

2020 RESET SCHEDULE

(CALENDAR YEAR)

PROJECT PLANNING

Q1 2016 - Q1 2016

HIRE DESIGNER

Q1 2016 - Q3 2016

PROJECT DESIGN

Q4 2016 - Q2 2021

HIRE CONTRACTOR

Q2 2021 - Q1 2022

ACTIVE CONSTRUCTION

Q1 2022 - Q4 2023

CONSTRUCTION CLOSEOUT

Q4 2023 - Q1 2024

ORIGINAL SCHEDULE Q2 2019

2018 SCHEDULE Q3 2021

SCHOOL CHOICE ENHANCEMENT (SCEP)

CURRENT PHASE

COMPLETE

DELIVERED

Projectors
Auditorium Sound System
Cafeteria Tables
Laptop Carts
Laptops
Projector Screen
Auditorium Projector

BUDGET

\$100,000

SCHEDULE

(CALENDAR YEAR)

PLANNING / DESIGN

Q1 2016 (Actual: 01/2016)

IMPLEMENTATION

Q1 2018 (Actual: 03/2018)

COMPLETE

Q3 2020 (Actual: 03/2020)

ATHLETICS



COMPLETE

SCOPE

Weight Room

MUSIC



COMPLETE

SCOPE

323 Instruments Delivered

TECHNOLOGY



COMPLETE

SCOPE

526 Items Delivered

FLAG:

COMMENTS: Project schedule for fire hydrant and fire sprinkler improvements advanced 36 days.

COCONUT PALM ELEMENTARY SCHOOL



Address	13601 MONARCH LAKES BOULEVARD, MIRAMAR 33027
Location Number	3741
Board District	2
Board Member	Patricia Good
ADEFP Budget	\$1,599,000
Total Facilities Budget	\$1,156,000

PRIMARY RENOVATIONS

CURRENT PHASE

HIRE CONTRACTOR

PROJECT UPDATE

The school is in the process of hiring a contractor to complete its renovations.

PROJECT SCOPE

Building Envelope Improvements	\$746,000
Fire Alarm	\$42,000
HVAC Improvements	\$268,000

2020 RESET SCHEDULE

(CALENDAR YEAR)

PROJECT PLANNING

Q3 2017 - Q4 2017

HIRE DESIGNER

Q3 2017 - Q1 2018

PROJECT DESIGN

Q2 2018 - Q2 2020

HIRE CONTRACTOR

Q2 2018 - Q4 2023

ACTIVE CONSTRUCTION

Q4 2023 - Q3 2025

CONSTRUCTION CLOSEOUT

Q3 2025 - Q4 2025

ORIGINAL SCHEDULE Q2 2020

2018 SCHEDULE Q2 2021

SCHOOL CHOICE ENHANCEMENT (SCEP)

CURRENT PHASE

COMPLETE

DELIVERED

PIP Rubber Surfacing
Basketball Shade Structure
Aiphone Submaster Station
Recordex
AC Adapters
Laptops

BUDGET

\$100,000

SCHEDULE

(CALENDAR YEAR)

PLANNING / DESIGN

Q1 2015 (Actual: 11/2015)

IMPLEMENTATION

Q3 2016 (Actual: 09/2016)

COMPLETE

Q2 2018 (Actual: 07/2019)

MUSIC



COMPLETE

SCOPE

372 Instruments Delivered

TECHNOLOGY



COMPLETE

SCOPE

300 Items Delivered

FLAG:

COMMENTS:

COLBERT MUSEUM MAGNET



Address	2702 FUNSTON ST., HOLLYWOOD 33020
Location Number	0231
Board District	1
Board Member	Ann Murray
ADEFP Budget	\$1,921,903
Total Facilities Budget	\$1,690,903

PRIMARY RENOVATIONS

CURRENT PHASE

ACTIVE CONSTRUCTION

PROJECT UPDATE

All renovations are complete. Contractors are currently addressing punch list items.

PROJECT SCOPE

Additional Funding - Board Approved 02/20/19 (JJ-3)	\$834,903
Building Envelope Improvements	\$323,000
HVAC Improvements	\$368,000
Safety / Security Upgrade	\$65,000

2020 RESET SCHEDULE

(CALENDAR YEAR)

PROJECT PLANNING

Q1 2017 - Q1 2017

HIRE DESIGNER

Q1 2017 - Q2 2017

PROJECT DESIGN

Q2 2017 - Q4 2018

HIRE CONTRACTOR

Q4 2017 - Q2 2019

ACTIVE CONSTRUCTION

Q2 2019 - Q2 2021

CONSTRUCTION CLOSEOUT

Q2 2021 - Q3 2021

ORIGINAL SCHEDULE Q2 2019

2018 SCHEDULE Q2 2020

SCHOOL CHOICE ENHANCEMENT (SCEP)

CURRENT PHASE

COMPLETE

DELIVERED

Laptops
Laptop Carts
Recordex
Camera
Microphone
Media Center Chairs
Shade Structure
Digital Marquee

BUDGET

\$100,000

SCHEDULE

(CALENDAR YEAR)

PLANNING / DESIGN

Q1 2015 (Actual: 01/2015)

IMPLEMENTATION

Q2 2017 (Actual: 06/2017)

COMPLETE

Q1 2018 (Actual: 08/2020)

MUSIC



COMPLETE

SCOPE

249 Instruments Delivered

TECHNOLOGY



COMPLETE

SCOPE

321 Items Delivered

FLAG:

COMMENTS: Project schedule advanced 146 days.

COLLINS ELEMENTARY SCHOOL



Address	1050 NW 2 STREET, DANIA 33004
Location Number	0331
Board District	1
Board Member	Ann Murray
ADEFP Budget	\$2,718,300
Total Facilities Budget	\$1,177,238

PRIMARY RENOVATIONS

CURRENT PHASE

ACTIVE CONSTRUCTION

PROJECT UPDATE

Contractors are currently preparing the campus for construction.

PROJECT SCOPE

Additional Funding - Board Approved 7/21/20 (JJ-10)	\$678,300
Bldg Envelope Impr. (Roof, Window, Ext Wall, etc.)	\$473,000
Electrical Improvements	\$281,000
Fire Alarm	\$294,000
Fire Sprinklers	\$10,000
HVAC Improvements	\$378,000
Media Center Improvements	\$77,000
Restroom Renovations	\$119,000
Safety / Security Upgrade	\$142,000

2020 RESET SCHEDULE

(CALENDAR YEAR)

PROJECT PLANNING

Q3 2017 - Q3 2017

HIRE DESIGNER

Q2 2017 - Q4 2017

PROJECT DESIGN

Q4 2017 - Q3 2019

HIRE CONTRACTOR

Q3 2018 - Q1 2021

ACTIVE CONSTRUCTION

Q1 2021 - Q2 2023

CONSTRUCTION CLOSEOUT

Q2 2023 - Q2 2023

ORIGINAL SCHEDULE Q4 2019

2018 SCHEDULE Q1 2021

SCHOOL CHOICE ENHANCEMENT (SCEP)

CURRENT PHASE

COMPLETE

DELIVERED

Document Cameras
 Printers
 Outdoor Bulletin Boards
 Two-way Radios
 Projector Screen
 Murals
 Laptops
 Recordex
 Digital Marquee

BUDGET

\$100,000

SCHEDULE

(CALENDAR YEAR)

PLANNING / DESIGN

Q4 2017 (Actual: 11/2017)

IMPLEMENTATION

Q2 2018 (Actual: 05/2018)

COMPLETE

Q1 2019 (Actual: 03/2020)

TECHNOLOGY



COMPLETE

SCOPE

151 Items Delivered

FLAG:

COMMENTS: Project schedule advanced 92 days.

COOPER CITY ELEMENTARY SCHOOL



Address	5080 SW 92 AVENUE, COOPER CITY 33328
Location Number	1211
Board District	6
Board Member	Laurie Rich Levinson
ADEFP Budget	\$1,660,238
Total Facilities Budget	\$1,277,238

PRIMARY RENOVATIONS

CURRENT PHASE

HIRE CONTRACTOR

PROJECT UPDATE

The school is in the process of hiring a contractor to complete its renovations.

PROJECT SCOPE

Additional Funding - Board Approved 12/15/20 (JJ-10)	\$310,238
Building Envelope Improvements	\$118,000
Fire Alarm	\$294,000
Fire Sprinklers	\$10,000
HVAC Improvements	\$163,000
Media Center Improvements	\$282,000

2020 RESET SCHEDULE

(CALENDAR YEAR)

PROJECT PLANNING

Q3 2017 - Q1 2018

HIRE DESIGNER

Q3 2017 - Q3 2018

PROJECT DESIGN

Q3 2018 - Q1 2020

HIRE CONTRACTOR

Q1 2020 - Q2 2021

ACTIVE CONSTRUCTION

Q2 2021 - Q1 2023

CONSTRUCTION CLOSEOUT

Q1 2023 - Q2 2023

ORIGINAL SCHEDULE Q3 2020

2018 SCHEDULE Q2 2021

SCHOOL CHOICE ENHANCEMENT (SCEP)

CURRENT PHASE

IMPLEMENTATION

DELIVERED

Golf Cart
Chairs
Laptops
Desktops
Signage TV
Desktops
Principal's Office Furniture
Earthwalk Cart
Playground
Windscreen

Cart Cable Management
Motorola Digital Portable Radios
Reception Area Furniture
Floor Replacement

BUDGET

\$100,000

IN PROGRESS

Exterior water fountain outside FISH 162

SCHEDULE

(CALENDAR YEAR)

PLANNING / DESIGN

Q4 2018 (Actual: 03/2018)

IMPLEMENTATION

Q1 2019 (Actual: 02/2019)

COMPLETE

TBD

MUSIC



COMPLETE

SCOPE

319 Instruments Delivered

TECHNOLOGY



COMPLETE

SCOPE

198 Items Delivered

FLAG:

COMMENTS:

COOPER CITY HIGH SCHOOL



Address	9401 STIRLING ROAD, COOPER CITY 33328
Location Number	1931
Board District	6
Board Member	Laurie Rich Levinson
ADEFP Budget	\$12,055,872
Total Facilities Budget	\$8,830,000

PRIMARY RENOVATIONS

CURRENT PHASE

PROJECT DESIGN

PROJECT UPDATE

Construction drawings are being developed by a professional design team. Once complete, a contractor will be hired to begin construction.

PROJECT SCOPE

Auditorium Accessibility	\$250,000
Building Envelope Improvements	\$844,000
Electrical Improvements	\$428,000
Fire Sprinklers	\$3,583,000
HVAC Improvements	\$2,208,000
Improvements to or Replacement of building 5	\$238,000
Safety / Security Upgrade	\$57,000
STEM Lab Improvements	\$1,001,000

2020 RESET SCHEDULE

(CALENDAR YEAR)

PROJECT PLANNING

Q4 2017 - Q4 2017

HIRE DESIGNER

Q3 2017 - Q3 2018

PROJECT DESIGN

Q3 2018 - Q3 2021

HIRE CONTRACTOR

Q3 2017 - Q1 2022

ACTIVE CONSTRUCTION

Q1 2022 - Q1 2025

CONSTRUCTION CLOSEOUT

Q1 2025 - Q2 2025

ORIGINAL SCHEDULE Q2 2021

2018 SCHEDULE Q2 2022

SCHOOL CHOICE ENHANCEMENT (SCEP)

CURRENT PHASE IMPLEMENTATION

BUDGET
\$100,000

SCHEDULE (CALENDAR YEAR)

PLANNING / DESIGN

Q4 2018 (Actual: 11/2018)

IMPLEMENTATION

Q2 2020 (Actual: 04/2020)

COMPLETE

TBD

ATHLETICS



COMPLETE

SCOPE

Weight Room

MUSIC



COMPLETE

SCOPE

166 Instruments Delivered

TECHNOLOGY



COMPLETE

SCOPE

150 Items Delivered

FLAG:
COMMENTS:

CORAL COVE ELEMENTARY SCHOOL



Address	5100 SW 148 AVENUE, MIRAMAR 33027
Location Number	2011
Board District	2
Board Member	Patricia Good
ADEFP Budget	\$698,000
Total Facilities Budget	\$248,000

PRIMARY RENOVATIONS

CURRENT PHASE

CLOSEOUT

PROJECT UPDATE

All campus renovations are complete.

PROJECT SCOPE

HVAC Improvements	\$148,000
-------------------	-----------

2020 RESET SCHEDULE

(CALENDAR YEAR)

PROJECT PLANNING

Q2 2017 - Q4 2017

HIRE DESIGNER

N/A

PROJECT DESIGN

N/A

HIRE CONTRACTOR

Q1 2018 - Q2 2018

ACTIVE CONSTRUCTION

Q2 2018 - Q3 2019

CONSTRUCTION CLOSEOUT

Q3 2019 - Q1 2021

ORIGINAL SCHEDULE Q1 2020

2018 SCHEDULE Q1 2020

SCHOOL CHOICE ENHANCEMENT (SCEP)

CURRENT PHASE

COMPLETE

DELIVERED

LCD projectors ceiling mounted

BUDGET

\$100,000

SCHEDULE

(CALENDAR YEAR)

PLANNING / DESIGN

Q1 2015 (Actual: 11/2015)

IMPLEMENTATION

Q4 2016 (Actual: 10/2016)

COMPLETE

Q1 2017 (Actual: 01/2017)

MUSIC



COMPLETE

SCOPE

311 Instruments Delivered

TECHNOLOGY



COMPLETE

SCOPE

536 Items Delivered

FLAG:

COMMENTS:

CORAL GLADES HIGH SCHOOL



Address	2700 SPORTSPLEX DRIVE, CORAL SPRINGS 33065
Location Number	3861
Board District	4
Board Member	Lori Alhadeff
ADEFP Budget	\$3,621,000
Total Facilities Budget	\$2,587,000

PRIMARY RENOVATIONS

CURRENT PHASE

HIRE CONTRACTOR

PROJECT UPDATE

The school is in the process of hiring a contractor to complete its renovations.

PROJECT SCOPE

Building Envelope Improvements	\$1,941,000
Fire Alarm	\$50,000
HVAC Improvements	\$375,000

2020 RESET SCHEDULE

(CALENDAR YEAR)

PROJECT PLANNING

Q3 2017 - Q3 2017

HIRE DESIGNER

Q3 2017 - Q1 2018

PROJECT DESIGN

Q2 2018 - Q2 2020

HIRE CONTRACTOR

Q2 2020 - Q4 2022

ACTIVE CONSTRUCTION

Q4 2022 - Q3 2025

CONSTRUCTION CLOSEOUT

Q3 2025 - Q4 2025

ORIGINAL SCHEDULE Q3 2020

2018 SCHEDULE Q1 2022

SCHOOL CHOICE ENHANCEMENT (SCEP)

CURRENT PHASE

COMPLETE

DELIVERED

Laptop Carts

Laptops

Cart Cable Management

Media Center Furniture

BUDGET

\$100,000

SCHEDULE

(CALENDAR YEAR)

PLANNING / DESIGN

Q4 2018 (Actual: 11/2018)

IMPLEMENTATION

Q4 2019 (Actual: 10/2019)

COMPLETE

Q4 2020 (Actual: 10/2020)

ATHLETICS



COMPLETE

SCOPE

Weight Room

MUSIC



COMPLETE

SCOPE

360 Instruments Delivered

TECHNOLOGY



COMPLETE

SCOPE

829 Items Delivered

FLAG:

COMMENTS:

CORAL PARK ELEMENTARY SCHOOL



Address	8401 WESTVIEW DRIVE, CORAL SPRINGS 33067
Location Number	3041
Board District	4
Board Member	Lori Alhadeff
ADEFP Budget	\$5,312,071
Total Facilities Budget	\$1,432,450

PRIMARY RENOVATIONS

CURRENT PHASE

ACTIVE CONSTRUCTION

PROJECT UPDATE

Buildings 6, 9, and 85 have been repainted.

PROJECT SCOPE

Building Envelope Improvements	\$266,000
Deduction of Funding - Board Approved 8/19/20 (JJ-4)	(\$348,550)
Health & Safety/Fire Sprinkler Protection Exterior	\$1,415,000

2020 RESET SCHEDULE

(CALENDAR YEAR)

PROJECT PLANNING

Q2 2017 - Q3 2017

HIRE DESIGNER

Q2 2017 - Q1 2018

PROJECT DESIGN

Q1 2018 - Q2 2020

HIRE CONTRACTOR

Q2 2020 - Q4 2020

ACTIVE CONSTRUCTION

Q4 2020 - Q4 2022

CONSTRUCTION CLOSEOUT

Q4 2022 - Q1 2023

ORIGINAL SCHEDULE Q1 2020

2018 SCHEDULE Q3 2021

SCHOOL CHOICE ENHANCEMENT (SCEP)

CURRENT PHASE IMPLEMENTATION DELIVERED

Classroom Chairs
Storefront & Electric Strike
Wind Screen for the Playground
K-2 & 3-5 Playground Structures

BUDGET
\$100,000

SCHEDULE (CALENDAR YEAR)

PLANNING / DESIGN

Q1 2015 (Actual: 11/2015)

IMPLEMENTATION

Q2 2016 (Actual: 06/2016)

COMPLETE

TBD

MUSIC



COMPLETE

SCOPE

261 Instruments Delivered

TECHNOLOGY



COMPLETE

SCOPE

185 Items Delivered

FLAG:
COMMENTS:

CORAL SPRINGS HIGH SCHOOL



Address	7201 W SAMPLE ROAD, CORAL SPRINGS 33065
Location Number	1151
Board District	4
Board Member	Lori Alhadeff
ADEFP Budget	\$15,921,000
Total Facilities Budget	\$14,683,000

PRIMARY RENOVATIONS

CURRENT PHASE

ACTIVE CONSTRUCTION

PROJECT UPDATE

Contractors are currently preparing the campus for construction.

PROJECT SCOPE

Additional Funding - Board Approved 9/15/20 (JJ-4)	\$3,831,000
Building Envelope Improvements	\$3,396,000
Electrical Improvements	\$458,000
HVAC Improvements	\$5,029,000
Media Center Improvements	\$598,000
Fire Sprinklers	\$7,000
STEM Lab Improvements	\$1,143,000

2020 RESET SCHEDULE

(CALENDAR YEAR)

PROJECT PLANNING

Q4 2015 - Q4 2015

HIRE DESIGNER

Q4 2015 - Q3 2016

PROJECT DESIGN

Q3 2016 - Q1 2020

HIRE CONTRACTOR

Q2 2019 - Q1 2021

ACTIVE CONSTRUCTION

Q1 2021 - Q2 2024

CONSTRUCTION CLOSEOUT

Q2 2024 - Q3 2024

ORIGINAL SCHEDULE Q4 2019

2018 SCHEDULE Q4 2021

SCHOOL CHOICE ENHANCEMENT (SCEP)

CURRENT PHASE

COMPLETE

DELIVERED

ThinkPad's
Earth Walk Carts
Printers
Projectors

BUDGET

\$100,000

SCHEDULE

(CALENDAR YEAR)

PLANNING / DESIGN

Q1 2016 (Actual: 01/2016)

IMPLEMENTATION

Q2 2016 (Actual: 06/2016)

COMPLETE

Q4 2016 (Actual: 10/2016)

ATHLETICS



COMPLETE

SCOPE

Weight Room

MUSIC



COMPLETE

SCOPE

88 Instruments Delivered

TECHNOLOGY



COMPLETE

SCOPE

659 Items Delivered

FLAG:
COMMENTS:

CORAL SPRINGS MIDDLE SCHOOL



Address	10300 W WILES ROAD, CORAL SPRINGS 33076
Location Number	2561
Board District	4
Board Member	Lori Alhadeff
ADEFP Budget	\$12,886,223
Total Facilities Budget	\$10,602,000

PRIMARY RENOVATIONS

CURRENT PHASE

PROJECT DESIGN

PROJECT UPDATE

Construction drawings are being developed by a professional design team. Once complete, a contractor will be hired to begin construction.

PROJECT SCOPE

Building Envelope Improvements	\$2,369,000
HVAC Improvements	\$7,299,000
Media Center Improvements	\$640,000
Scope Modification – Chiller Replacement (Complete)	\$194,000

2020 RESET SCHEDULE

(CALENDAR YEAR)

PROJECT PLANNING

Q2 2017 - Q2 2017

HIRE DESIGNER

Q2 2017 - Q1 2018

PROJECT DESIGN

Q1 2018 - Q2 2021

HIRE CONTRACTOR

Q3 2017 - Q1 2022

ACTIVE CONSTRUCTION

Q1 2022 - Q4 2025

CONSTRUCTION CLOSEOUT

Q4 2025 - Q4 2025

ORIGINAL SCHEDULE Q1 2021

2018 SCHEDULE Q1 2022

SCHOOL CHOICE ENHANCEMENT (SCEP)

CURRENT PHASE

COMPLETE

DELIVERED

Recordex
 Student Laptops
 Adaptors
 Carts
 Aiphone At The Main Entrance
 Golf Cart
 Digital Marquee

BUDGET

\$100,000

SCHEDULE

(CALENDAR YEAR)

PLANNING / DESIGN

Q4 2017 (Actual: 11/2017)

IMPLEMENTATION

Q2 2018 (Actual: 06/2018)

COMPLETE

Q2 2019

MUSIC



COMPLETE

SCOPE

33 Instruments Delivered

TECHNOLOGY



COMPLETE

SCOPE

597 Items Delivered

FLAG:

COMMENTS:

CORAL SPRINGS PRE-K - 8



Address	3601 NW 110 AVENUE, CORAL SPRINGS 33065
Location Number	2551
Board District	4
Board Member	Lori Alhadeff
ADEFP Budget	\$4,627,262
Total Facilities Budget	\$2,638,000

PRIMARY RENOVATIONS

CURRENT PHASE

PROJECT DESIGN

PROJECT UPDATE

Construction drawings are being developed by a professional design team. Once complete, a contractor will be hired to begin construction.

PROJECT SCOPE

Building Envelope Improvements	\$190,000
HVAC Improvements	\$2,039,000
Media Center Improvements	\$184,000
Scope Modification – Chiller Replacement (Complete)	\$125,000

2020 RESET SCHEDULE

(CALENDAR YEAR)

PROJECT PLANNING

Q4 2017 - Q4 2017

HIRE DESIGNER

Q3 2017 - Q3 2018

PROJECT DESIGN

Q3 2018 - Q2 2021

HIRE CONTRACTOR

Q2 2020 - Q1 2023

ACTIVE CONSTRUCTION

Q1 2023 - Q2 2025

CONSTRUCTION CLOSEOUT

Q2 2025 - Q3 2025

ORIGINAL SCHEDULE Q4 2020

2018 SCHEDULE Q4 2021

SCHOOL CHOICE ENHANCEMENT (SCEP)

CURRENT PHASE IMPLEMENTATION

DELIVERED

TBD

BUDGET
\$100,000

IN PROGRESS

Promethean Boards
Color Poster Maker
Document Cameras
Thinkpads
Laptops
Die Cut Machine

SCHEDULE
(CALENDAR YEAR)

PLANNING / DESIGN

Q4 2018 (Actual: 11/2018)

IMPLEMENTATION

TBD

COMPLETE

TBD

MUSIC



COMPLETE

SCOPE

667 Instruments Delivered

TECHNOLOGY




COMPLETE

SCOPE

194 Items Delivered

FLAG:
COMMENTS:

COUNTRY HILLS ELEMENTARY SCHOOL



Address	10550 WESTVIEW DRIVE, CORAL SPRINGS 33076
Location Number	3111
Board District	4
Board Member	Lori Alhadeff
ADEFP Budget	\$5,148,310
Total Facilities Budget	\$4,513,000

PRIMARY RENOVATIONS

CURRENT PHASE

HIRE CONTRACTOR

PROJECT UPDATE

The school is in the process of hiring a contractor to complete its renovations.

PROJECT SCOPE

Building Envelope Improvements	\$1,696,000
Fire Sprinklers	\$120,000
HVAC Improvements	\$2,597,000

2020 RESET SCHEDULE

(CALENDAR YEAR)

PROJECT PLANNING

Q3 2017 - Q3 2017

HIRE DESIGNER

Q3 2017 - Q2 2018

PROJECT DESIGN

Q2 2018 - Q4 2020

HIRE CONTRACTOR

Q1 2021 - Q3 2021

ACTIVE CONSTRUCTION

Q3 2021 - Q1 2024

CONSTRUCTION CLOSEOUT

Q1 2024 - Q2 2024

ORIGINAL SCHEDULE Q3 2020

2018 SCHEDULE Q1 2022

SCHOOL CHOICE ENHANCEMENT (SCEP)

CURRENT PHASE

IMPLEMENTATION

DELIVERED

Motorola Two-way Radios
 Radio Batteries
 Tables
 Aiphone at Main Entrance

BUDGET

\$100,000

SCHEDULE

(CALENDAR YEAR)

PLANNING / DESIGN

Q4 2018 (Actual: 11/2018)

IMPLEMENTATION

Q2 2019 (Actual: 06/2019)

COMPLETE

TBD

MUSIC



COMPLETE

SCOPE

208 Instruments Delivered

TECHNOLOGY



COMPLETE

SCOPE

385 Items Delivered

FLAG:

COMMENTS: Project schedule advanced 273 days.

COUNTRY ISLES ELEMENTARY SCHOOL



Address	2300 COUNTRY ISLES ROAD, WESTON 33326
Location Number	2981
Board District	6
Board Member	Laurie Rich Levinson
ADEFP Budget	\$1,759,660
Total Facilities Budget	\$1,339,660

PRIMARY RENOVATIONS

CURRENT PHASE

HIRE CONTRACTOR

PROJECT UPDATE

The school is in the process of hiring a contractor to complete its renovations.

PROJECT SCOPE

Additional Funding - Board Approved 01/14/20 (JJ-3)	\$681,660
Fire Alarm	\$294,000
HVAC Improvements	\$104,000
Media Center Improvements	\$160,000

2020 RESET SCHEDULE

(CALENDAR YEAR)

PROJECT PLANNING

Q2 2017 - Q2 2017

HIRE DESIGNER

Q2 2017 - Q1 2018

PROJECT DESIGN

Q1 2018 - Q4 2020

HIRE CONTRACTOR

Q2 2019 - Q4 2020

ACTIVE CONSTRUCTION

Q4 2020 - Q2 2022

CONSTRUCTION CLOSEOUT

Q2 2022 - Q3 2022

ORIGINAL SCHEDULE Q1 2020

2018 SCHEDULE Q2 2021

SCHOOL CHOICE ENHANCEMENT (SCEP)

CURRENT PHASE

COMPLETE

DELIVERED

Sand replacement with PIP surfacing in K-2 & 3-5 play areas

BUDGET

\$100,000

SCHEDULE

(CALENDAR YEAR)

PLANNING / DESIGN

Q1 2015 (Actual: 11/2015)

IMPLEMENTATION

Q1 2016 (Actual: 02/2016)

COMPLETE

Q1 2017 (Actual: 12/2016)

MUSIC



COMPLETE

SCOPE

386 Instruments Delivered

TECHNOLOGY



COMPLETE

SCOPE

462 Items Delivered

FLAG:

COMMENTS:

CRESTHAVEN ELEMENTARY SCHOOL



Address	801 NE 25 STREET, POMPANO BEACH 33064
Location Number	0901
Board District	7
Board Member	Nora Rupert
ADEFP Budget	\$4,862,123
Total Facilities Budget	\$4,516,123

PRIMARY RENOVATIONS

CURRENT PHASE

PROJECT DESIGN

PROJECT UPDATE

Construction drawings are being developed by a professional design team. Once complete, a contractor will be hired to begin construction.

PROJECT SCOPE

ADA Restrooms	\$592,123
Building Envelope Improvements	\$1,193,000
HVAC Improvements	\$2,631,000

2020 RESET SCHEDULE

(CALENDAR YEAR)

PROJECT PLANNING

Q3 2017 - Q4 2017

HIRE DESIGNER

Q3 2017 - Q2 2020

PROJECT DESIGN

Q2 2020 - Q4 2021

HIRE CONTRACTOR

Q4 2019 - Q3 2022

ACTIVE CONSTRUCTION

Q3 2022 - Q1 2025

CONSTRUCTION CLOSEOUT

Q1 2025 - Q2 2025

ORIGINAL SCHEDULE Q4 2020

2018 SCHEDULE Q1 2023

SCHOOL CHOICE ENHANCEMENT (SCEP)

CURRENT PHASE IMPLEMENTATION

BUDGET
\$100,000

SCHEDULE (CALENDAR YEAR)

PLANNING / DESIGN

Q4 2018 (Actual: 11/2018)

IMPLEMENTATION

TBD

COMPLETE

TBD

IN PROGRESS

Digital marquee

MUSIC



COMPLETE

SCOPE

536 Instruments Delivered

TECHNOLOGY



COMPLETE

SCOPE

538 Items Delivered

FLAG:

COMMENTS:

CROISSANT PARK ELEMENTARY SCHOOL



Address	1800 SW 4 AVENUE, FORT LAUDERDALE 33315
Location Number	0221
Board District	3
Board Member	Sarah Leonardi
ADEFP Budget	\$4,123,000
Total Facilities Budget	\$3,761,000

PRIMARY RENOVATIONS

CURRENT PHASE

HIRE CONTRACTOR

PROJECT UPDATE

The school is in the process of hiring a contractor to complete its renovations.

PROJECT SCOPE

Building Envelope Improvements	\$851,000
Fire Alarm	\$294,000
Fire Sprinklers	\$812,000
HVAC Improvements	\$1,704,000

2020 RESET SCHEDULE

(CALENDAR YEAR)

PROJECT PLANNING

Q3 2017 - Q4 2017

HIRE DESIGNER

Q3 2017 - Q1 2018

PROJECT DESIGN

Q2 2018 - Q2 2020

HIRE CONTRACTOR

Q3 2020 - Q3 2021

ACTIVE CONSTRUCTION

Q3 2021 - Q2 2024

CONSTRUCTION CLOSEOUT

Q2 2024 - Q3 2024

ORIGINAL SCHEDULE Q3 2020

2018 SCHEDULE Q2 2022

SCHOOL CHOICE ENHANCEMENT (SCEP)

CURRENT PHASE IMPLEMENTATION DELIVERED

BUDGET
\$100,000

SCHEDULE (CALENDAR YEAR)

PLANNING / DESIGN

Q4 2018 (Actual: 11/2018)

IMPLEMENTATION

Q2 2019 (Actual: 06/2019)

COMPLETE

TBD

Facilities Equipment
Blower
Pressure Cleaner
Surface Cleaner
Vaccums
Digital Marquee
Buffer

MUSIC



COMPLETE

SCOPE

324 Instruments Delivered

TECHNOLOGY



COMPLETE

SCOPE

605 Items Delivered

FLAG:
COMMENTS:

CROSS CREEK SCHOOL



Address	1010 NW 31ST AVENUE, POMPANO BEACH 33069
Location Number	3222
Board District	7
Board Member	Nora Rupert
ADEFP Budget	\$1,500,000
Total Facilities Budget	\$1,360,000

PRIMARY RENOVATIONS

CURRENT PHASE

HIRE CONTRACTOR

PROJECT UPDATE

The school is in the process of hiring a contractor to complete its renovations.

PROJECT SCOPE

Building Envelope Improvements	\$405,000
Fire Alarm	\$420,000
HVAC Improvements	\$435,000

2020 RESET SCHEDULE

(CALENDAR YEAR)

PROJECT PLANNING

Q3 2017 - Q3 2017

HIRE DESIGNER

Q3 2017 - Q2 2018

PROJECT DESIGN

Q2 2018 - Q1 2020

HIRE CONTRACTOR

Q1 2020 - Q3 2021

ACTIVE CONSTRUCTION

Q3 2021 - Q2 2023

CONSTRUCTION CLOSEOUT

Q2 2023 - Q3 2023

ORIGINAL SCHEDULE Q3 2020

2018 SCHEDULE Q2 2021

SCHOOL CHOICE ENHANCEMENT (SCEP)

CURRENT PHASE

PLANNING/DESIGN

BUDGET

\$100,000

SCHEDULE

(CALENDAR YEAR)

PLANNING / DESIGN

Q4 2018 (Actual: 11/2018)

IMPLEMENTATION

TBD

COMPLETE

TBD

MUSIC



COMPLETE

SCOPE

286 Instruments Delivered

TECHNOLOGY



COMPLETE

SCOPE

36 Items Delivered

FLAG:

COMMENTS:

CRYSTAL LAKE MIDDLE SCHOOL



Address	3551 NE 3 AVENUE, POMPAHO BEACH 33064
Location Number	1871
Board District	7
Board Member	Nora Rupert
ADEFP Budget	\$2,760,525
Total Facilities Budget	\$2,335,525

PRIMARY RENOVATIONS

CURRENT PHASE

HIRE CONTRACTOR

PROJECT UPDATE

The school is in the process of hiring a contractor to complete its renovations.

PROJECT SCOPE

Art Room Renovation and Equipment	\$85,000
Building Envelope Improvements	\$812,000
Conversion of Existing Space to Music and/or Art Lab(s)	\$284,000
HVAC Improvements	\$244,000
Install Fire Alarm	\$472,525
Media Center Improvements	\$338,000

2020 RESET SCHEDULE

(CALENDAR YEAR)

PROJECT PLANNING

Q3 2017 - Q3 2017

HIRE DESIGNER

Q3 2017 - Q3 2018

PROJECT DESIGN

Q3 2018 - Q4 2020

HIRE CONTRACTOR

Q1 2020 - Q1 2023

ACTIVE CONSTRUCTION

Q1 2023 - Q2 2025

CONSTRUCTION CLOSEOUT

Q2 2025 - Q2 2025

ORIGINAL SCHEDULE Q4 2020

2018 SCHEDULE Q2 2021

SCHOOL CHOICE ENHANCEMENT (SCEP)

CURRENT PHASE IMPLEMENTATION

BUDGET
\$100,000

SCHEDULE (CALENDAR YEAR)

DELIVERED

Cafeteria Tables
Broadcasting Equipment
Front Office Furniture
Digital Marquee

PLANNING / DESIGN

Q4 2018 (Actual: 11/2018)

IMPLEMENTATION

Q1 2020 (Actual: 02/2020)

COMPLETE

TBD

TECHNOLOGY

✓
COMPLETE

SCOPE

366 Items Delivered

FLAG:
COMMENTS:

CYPRESS BAY HIGH SCHOOL



Address	18600 VISTA PARK BOULEVARD, WESTON 33332
Location Number	3623
Board District	6
Board Member	Laurie Rich Levinson
ADEFP Budget	\$35,428,323
Total Facilities Budget	\$33,144,000

PRIMARY RENOVATIONS

CURRENT PHASE

ACTIVE CONSTRUCTION

PROJECT UPDATE

The construction of a new building addition is underway.

PROJECT SCOPE

Building Envelope Improvements	\$652,000
HVAC Improvements	\$580,000
Safety / Security Upgrade	\$107,000

PRIMARY RENOVATIONS – PHASE 2 CLASSROOM ADDITION

CURRENT PHASE

ACTIVE CONSTRUCTION

PROJECT SCOPE

Additional Funding - Board Approved 06/11/19 (JJ-11)	\$18,839,000
Classroom Addition to Replace Portables	\$12,400,000

SCHOOL CHOICE ENHANCEMENT (SCEP)

CURRENT PHASE

COMPLETE

DELIVERED

Projectors
Printers
Projector In Auditorium
Recordex
Office Furniture

BUDGET

\$100,000

SCHEDULE

(CALENDAR YEAR)

PLANNING / DESIGN

Q1 2016 (Actual: 01/2016)

IMPLEMENTATION

Q2 2016 (Actual: 05/2016)

COMPLETE

Q1 2017 (Actual: 02/2017)

FLAG: S

COMMENTS: Project schedule showing loss of 11 days .
(Delay due to due to the coordination of condensing unit design with the A/E and Building Department)

2020 RESET SCHEDULE*

(CALENDAR YEAR)

PROJECT PLANNING

PHS1 Q2 2016 - Q2 2016 | PHS2 Q1 2017 - Q1 2017

HIRE DESIGNER

PHS1 Q2 2016 - Q1 2017 | PHS2 Q2 2016 - Q1 2017

PROJECT DESIGN

PHS1 Q1 2017 - Q3 2018 | PHS2 Q3 2017 - Q1 2019

HIRE CONTRACTOR

PHS1 Q1 2017 - Q3 2018 | PHS2 Q1 2019 - Q3 2019

ACTIVE CONSTRUCTION

PHS1 Q1 2019 - Q2 2021 | PHS2 Q3 2019 - Q4 2021

CONSTRUCTION CLOSEOUT

PHS1 Q2 2021 - Q3 2021 | PHS2 Q4 2021 - Q4 2021

ORIGINAL SCHEDULE

PHS1 Q4 2019 | PHS2 Q4 2019

2018 SCHEDULE

PHS1 Q4 2019 | PHS2 Q4 2019

ATHLETICS



COMPLETE

SCOPE

Track and Weight Room

MUSIC



COMPLETE

SCOPE

464 Instruments Delivered

TECHNOLOGY



COMPLETE

SCOPE

1,369 Items Delivered

CYPRESS ELEMENTARY SCHOOL



Address	851 SW 3 AVENUE, POMPANO BEACH 33060
Location Number	1781
Board District	3
Board Member	Sarah Leonardi
ADEFP Budget	\$4,311,982
Total Facilities Budget	\$3,857,982

PRIMARY RENOVATIONS

CURRENT PHASE

CLOSEOUT

PROJECT UPDATE

All campus renovations are complete.

PROJECT SCOPE

Additional Funding - Board Approved 12/19/17 (JJ-15)	\$452,897
Building Envelope Improvements	\$637,564
Fire Sprinklers	\$634,000
Media Center Improvements	\$177,000
Replace existing unit ventilators (appr. 42) with new unit ventilators, duct and diffusers.	\$1,747,603
Safety / Security Upgrade	\$103,000

2020 RESET SCHEDULE

(CALENDAR YEAR)

PROJECT PLANNING

Q4 2015 - Q4 2015

HIRE DESIGNER

Q4 2015 - Q3 2016

PROJECT DESIGN

Q3 2016 - Q2 2017

HIRE CONTRACTOR

Q4 2016 - Q1 2018

ACTIVE CONSTRUCTION

Q1 2018 - Q1 2020

CONSTRUCTION CLOSEOUT

Q1 2020 - Q4 2020

ORIGINAL SCHEDULE Q2 2018

2018 SCHEDULE Q2 2019

SCHOOL CHOICE ENHANCEMENT (SCEP)

CURRENT PHASE

COMPLETE

DELIVERED

Picnic Tables
Furniture For Student Service Area
Teacher Workroom Renovation
Playground PIP
Digital Marquee

BUDGET

\$100,000

SCHEDULE

(CALENDAR YEAR)

PLANNING / DESIGN

Q1 2015 (Actual: 11/2015)

IMPLEMENTATION

Q2 2016 (Actual: 05/2016)

COMPLETE

Q1 2018 (Actual: 01/2020)

MUSIC



COMPLETE

SCOPE

391 Instruments Delivered

TECHNOLOGY



COMPLETE

SCOPE

693 Items Delivered

FLAG:

COMMENTS:

CYPRESS RUN EDUCATION CENTER



Address	2800 NW 30TH AVENUE, POMPANO BEACH 33069
Location Number	2123
Board District	7
Board Member	Nora Rupert
ADEFP Budget	\$248,000
Total Facilities Budget	\$177,000

PRIMARY RENOVATIONS

CURRENT PHASE

CLOSEOUT

PROJECT UPDATE

All campus renovations are complete.

PROJECT SCOPE

HVAC Improvements	\$77,000
-------------------	----------

2020 RESET SCHEDULE

(CALENDAR YEAR)

PROJECT PLANNING

Q4 2016 - Q3 2017

HIRE DESIGNER

N/A

PROJECT DESIGN

N/A

HIRE CONTRACTOR

Q1 2018 - Q2 2018

ACTIVE CONSTRUCTION

Q2 2018 - Q2 2019

CONSTRUCTION CLOSEOUT

Q2 2019 - Q3 2019

ORIGINAL SCHEDULE Q3 2019

2018 SCHEDULE Q3 2019

SCHOOL CHOICE ENHANCEMENT (SCEP)

CURRENT PHASE

COMPLETE

DELIVERED

Staff & Student Laptops
 Computers for other areas
 TV Production
 USB Drives

BUDGET

\$100,000

SCHEDULE

(CALENDAR YEAR)

PLANNING / DESIGN

Q1 2015 (Actual: 11/2015)

IMPLEMENTATION

Q2 2016 (Actual: 05/2016)

COMPLETE

Q1 2017 (Actual: 01/2017)

FLAG:

COMMENTS:

DANIA ELEMENTARY SCHOOL



Address	300 SE 2 AVENUE, DANIA 33004
Location Number	0101
Board District	1
Board Member	Ann Murray
ADEFP Budget	\$2,861,000
Total Facilities Budget	\$2,602,000

PRIMARY RENOVATIONS

CURRENT PHASE

PROJECT DESIGN

PROJECT UPDATE

Construction drawings are being developed by a professional design team. Once complete, a contractor will be hired to begin construction.

PROJECT SCOPE

Art Room Renovation and Equipment	\$65,000
Building Envelope Improvements	\$266,000
Electrical Improvements	\$610,000
Improvements to or Replacement of Building 2	\$1,065,000
Media Center Improvements	\$213,000
Music Room Renovation	\$136,000
Safety / Security Upgrade	\$147,000

2020 RESET SCHEDULE

(CALENDAR YEAR)

PROJECT PLANNING

Q3 2017 - Q3 2017

HIRE DESIGNER

Q3 2017 - Q2 2018

PROJECT DESIGN

Q2 2018 - Q4 2021

HIRE CONTRACTOR

Q4 2021 - Q4 2022

ACTIVE CONSTRUCTION

Q4 2022 - Q2 2025

CONSTRUCTION CLOSEOUT

Q2 2025 - Q3 2025

ORIGINAL SCHEDULE Q3 2020

2018 SCHEDULE Q2 2022

SCHOOL CHOICE ENHANCEMENT (SCEP)

CURRENT PHASE IMPLEMENTATION

DELIVERED

Golf carts
Murals

BUDGET
\$100,000

IN PROGRESS

Picnic Table
Benches

SCHEDULE
(CALENDAR YEAR)

PLANNING / DESIGN

Q4 2018 (Actual: 11/2018)

IMPLEMENTATION

Q4 2020 (Actual: 10/2020)

COMPLETE

TBD

MUSIC



COMPLETE

SCOPE

431 Instruments Delivered

TECHNOLOGY



COMPLETE

SCOPE

365 Items Delivered

FLAG:
COMMENTS:

DAVE THOMAS EDUCATION CENTER - EAST



Address	180 SW 2ND STREET, POMPANO BEACH 33060
Location Number	3651
Board District	7
Board Member	Nora Rupert
ADEFP Budget	\$2,876,494
Total Facilities Budget	\$2,719,494

PRIMARY RENOVATIONS

CURRENT PHASE

ACTIVE CONSTRUCTION

PROJECT UPDATE

Roofing repairs remain ongoing.

PROJECT SCOPE

Additional Funding - Board Approved 07/23/19 (JJ-3)	\$1,861,494
Building Envelope Improvements	\$373,000
HVAC Improvements	\$385,000

2020 RESET SCHEDULE

(CALENDAR YEAR)

PROJECT PLANNING

Q2 2017 - Q2 2017

HIRE DESIGNER

Q2 2017 - Q4 2017

PROJECT DESIGN

Q4 2017 - Q1 2019

HIRE CONTRACTOR

Q3 2018 - Q3 2019

ACTIVE CONSTRUCTION

Q3 2019 - Q1 2022

CONSTRUCTION CLOSEOUT

Q1 2022 - Q2 2022

ORIGINAL SCHEDULE Q4 2019

2018 SCHEDULE Q4 2020

SCHOOL CHOICE ENHANCEMENT (SCEP)

CURRENT PHASE

COMPLETE

DELIVERED

Lenovo Laptops
 Digital Marquee
 Front Office Furniture

BUDGET

\$100,000

SCHEDULE

(CALENDAR YEAR)

PLANNING / DESIGN

Q1 2016 (Actual: 01/2016)

IMPLEMENTATION

Q2 2017 (Actual: 06/2017)

COMPLETE

Q1 2018 (Actual: 06/2018)

FLAG:

COMMENTS:

DAVE THOMAS EDUCATION CENTER - WEST



Address	4690 COCONUT CREEK PKWY, COCONUT CREEK 33066
Location Number	2031
Board District	7
Board Member	Nora Rupert
ADEFP Budget	\$212,000
Total Facilities Budget	\$100,000

SCHOOL CHOICE ENHANCEMENT (SCEP)

CURRENT PHASE COMPLETE DELIVERED

BUDGET
\$100,000

Reconstructing of Room 202
Technology Items
Outdoor Furniture
Recordex
Wall Wraps

SCHEDULE (CALENDAR YEAR)

PLANNING / DESIGN

Q1 2015 (Actual: 11/2015)

IMPLEMENTATION

Q4 2016 (Actual: 10/2016)

COMPLETE

Q4 2017 (Actual: 12/2017)

MUSIC



COMPLETE

SCOPE

26 Instruments Delivered

FLAG:
COMMENTS:

DAVIE ELEMENTARY SCHOOL



Address	7025 SW 39 STREET, DAVIE 33314
Location Number	2801
Board District	6
Board Member	Laurie Rich Levinson
ADEFP Budget	\$5,536,700
Total Facilities Budget	\$5,196,700

PRIMARY RENOVATIONS

CURRENT PHASE

ACTIVE CONSTRUCTION

PROJECT UPDATE

The project is nearing completion with a few items remaining such as fire sprinkler cover plate installations, minor roofing improvements, and final inspections.

PROJECT SCOPE

Additional Funding - Board Approved 03/03/20 (JJ-2)	\$2,220,700
Building Envelope Improvements	\$1,074,000
Fire Sprinklers	\$685,000
HVAC Improvements	\$809,000
Media Center Improvements	\$235,000
Safety / Security Upgrade	\$73,000

2020 RESET SCHEDULE

(CALENDAR YEAR)

PROJECT PLANNING

Q4 2016 - Q4 2016

HIRE DESIGNER

Q4 2016 - Q3 2017

PROJECT DESIGN

Q4 2017 - Q2 2019

HIRE CONTRACTOR

Q2 2019 - Q2 2020

ACTIVE CONSTRUCTION

Q2 2020 - Q1 2022

CONSTRUCTION CLOSEOUT

Q1 2022 - Q2 2022

ORIGINAL SCHEDULE Q4 2019

2018 SCHEDULE Q4 2020

SCHOOL CHOICE ENHANCEMENT (SCEP)

CURRENT PHASE

COMPLETE

DELIVERED

BUDGET

\$100,000

SCHEDULE

(CALENDAR YEAR)

PLANNING / DESIGN

Q4 2016 (Actual: 12/2016)

IMPLEMENTATION

Q1 2018 (Actual: 03/2018)

COMPLETE

Q1 2020 (Actual: 02/2020)

Laptops	Classroom Rugs
Desktops	Recordex
Earthwalk Carts	Teacher Lounge Updates (Conference Table, Cabinets, Presentation Board, Leather Seating, Black Leather Chairs, & Leather Fabric)
Printers	
Reading Tables	
Cafeteria System Upgrades	
Stage Curtains	Ipads
Teacher Lounge Upgrade	HDMI

MUSIC



COMPLETE

SCOPE

638 Instruments Delivered

TECHNOLOGY



COMPLETE

SCOPE

308 Items Delivered

FLAG:

COMMENTS:

DEERFIELD BEACH ELEMENTARY SCHOOL



Address	650 NE 1 STREET, DEERFIELD BEACH 33441
Location Number	0011
Board District	7
Board Member	Nora Rupert
ADEFP Budget	\$6,053,445
Total Facilities Budget	\$5,711,445

PRIMARY RENOVATIONS

CURRENT PHASE

ACTIVE CONSTRUCTION

PROJECT UPDATE

The school has hired a contractor to complete its renovations.

PROJECT SCOPE

Building Envelope Improvements	\$369,000
Deduction of Funding - Board Approved 4/14/20 (9)	(\$622,000)
Fire Alarm	\$294,000
Fire Sprinklers	\$725,000
HVAC Improvements	\$529,000
Lead Base Paint Abatement	\$326,445
Media Center Improvements	\$378,000
Renovations to Building 1 (Historic)	\$2,862,000
Replacement of Wood Windows at Building #1 - Auditorium	\$750,000

2020 RESET SCHEDULE

(CALENDAR YEAR)

PROJECT PLANNING

Q3 2016 - Q3 2016

HIRE DESIGNER

Q3 2016 - Q2 2017

PROJECT DESIGN

Q2 2017 - Q4 2020

HIRE CONTRACTOR

Q2 2018 - Q1 2021

ACTIVE CONSTRUCTION

Q1 2021 - Q3 2023

CONSTRUCTION CLOSEOUT

Q3 2023 - Q3 2023

ORIGINAL SCHEDULE Q1 2020

2018 SCHEDULE Q4 2020

SCHOOL CHOICE ENHANCEMENT (SCEP)

CURRENT PHASE

COMPLETE

DELIVERED

Fence around the Butterfly Garden

Tables

Stools

Bookcases

Indoor Furniture

Outdoor Classroom Shade

8x12 Classroom Rugs

Chairs

BUDGET

\$100,000

SCHEDULE

(CALENDAR YEAR)

PLANNING / DESIGN

Q1 2015 (Actual: 11/2015)

IMPLEMENTATION

Q1 2017 (Actual: 03/2017)

COMPLETE

Q2 2020 (Actual: 05/2020)

MUSIC



COMPLETE

SCOPE

238 Instruments Delivered

TECHNOLOGY



COMPLETE

SCOPE

566 Items Delivered

FLAG:

COMMENTS: Project schedule advanced 61 days.

DEERFIELD BEACH HIGH SCHOOL



Address	910 SW 15 STREET, DEERFIELD BEACH 33441
Location Number	1711
Board District	7
Board Member	Nora Rupert
ADEFP Budget	\$12,535,400
Total Facilities Budget	\$11,492,400

PRIMARY RENOVATIONS – PHASE 1

CURRENT PHASE

ACTIVE CONSTRUCTION

PROJECT UPDATE

The electrical room is being renovated and ceiling conduits are being installed on campus.

PROJECT SCOPE

Deduction of Funding - Board Approved 8/19/20 (JJ-5)	(\$1,414,600)
Fire Sprinklers	\$22,000
Roof Repairs and HVAC	\$8,617,899
Scope Modification – Cooling Tower Replacement (Complete)	\$134,101

PRIMARY RENOVATIONS – PHASE 2 NEW ADDITION

CURRENT PHASE

PROJECT DESIGN

PROJECT SCOPE

Bldg Envelope Impr. (Roof, Window, Ext Wall, etc.)	\$836,000
Electrical Improvements	\$303,000
Media Center improvements	\$688,000
Safety / Security Upgrade	\$114,000
STEM Lab improvements	\$1,971,000

SCHOOL CHOICE ENHANCEMENT (SCEP)

CURRENT PHASE

IMPLEMENTATION

DELIVERED

Gator
Aiphone at the SPE
Gym Scoreboards
Digital Marquee

BUDGET

\$100,000

IN PROGRESS

Washer
Dryer

SCHEDULE

(CALENDAR YEAR)

PLANNING / DESIGN

Q4 2018 (Actual: MM/YYYY)

IMPLEMENTATION

Q3 2019 (Actual: MM/YYYY)

COMPLETE

TBD

2020 RESET SCHEDULE*

(CALENDAR YEAR)

PROJECT PLANNING

PHS1 Q4 2015 - Q4 2015 | PHS2 Q4 2017 - Q4 2017

HIRE DESIGNER

PHS1 Q4 2015 - Q4 2016 | PHS2 Q3 2017 - Q2 2020

PROJECT DESIGN

PHS1 Q4 2016 - Q1 2020 | PHS2 Q2 2020 - Q1 2022

HIRE CONTRACTOR

PHS1 Q2 2017 - Q4 2020 | PHS2 Q4 2019 - Q2 2022

ACTIVE CONSTRUCTION

PHS1 Q4 2020 - Q2 2023 | PHS2 Q2 2022 - Q1 2025

CONSTRUCTION CLOSEOUT

PHS1 Q2 2023 - Q3 2023 | PHS2 Q1 2025 - Q2 2025

ORIGINAL SCHEDULE

PHS1 Q1 2019 | PHS2 Q4 2020

2018 SCHEDULE

PHS1 Q1 2021 | PHS2 Q4 2022

ATHLETICS



COMPLETE

SCOPE

Weight Room Renovation

TECHNOLOGY



COMPLETE

SCOPE

1,084 Items Delivered

FLAG:

COMMENTS:

DEERFIELD BEACH MIDDLE SCHOOL



Address	701 SE 6 AVENUE, DEERFIELD BEACH 33441
Location Number	0911
Board District	7
Board Member	Nora Rupert
ADEFP Budget	\$4,757,000
Total Facilities Budget	\$4,433,000

PRIMARY RENOVATIONS

CURRENT PHASE

PROJECT DESIGN

PROJECT UPDATE

Construction drawings are being developed by professional design team. Once complete, a contractor will be hired to begin construction.

PROJECT SCOPE

Building Envelope Improvements	\$2,227,000
Fire Alarm	\$461,000
Fire Sprinklers	\$632,000
HVAC Improvements	\$714,000
Media Center Improvements	\$299,000

2020 RESET SCHEDULE (CALENDAR YEAR)

PROJECT PLANNING

Q3 2017 - Q1 2018

HIRE DESIGNER

Q3 2017 - Q3 2020

PROJECT DESIGN

Q3 2020 - Q3 2022

HIRE CONTRACTOR

Q4 2019 - Q4 2022

ACTIVE CONSTRUCTION

Q1 2023 - Q3 2025

CONSTRUCTION CLOSEOUT

Q3 2025 - Q4 2025

ORIGINAL SCHEDULE Q4 2020

2018 SCHEDULE Q1 2023

SCHOOL CHOICE ENHANCEMENT (SCEP)

CURRENT PHASE

COMPLETE

DELIVERED

Broadcasting Equipment	Furniture for rooms
High Student Desks	Zenergy Stools
Armless Chairs	Armless Chairs
Tabletop	Makerbot 3D Printers
Flip Down Table Base	Window Wraps
Teachers' Desk	Presser Kits
Collision Tables For STEM Lab Room	Washer & Dryer

BUDGET

\$100,000

SCHEDULE (CALENDAR YEAR)

PLANNING / DESIGN

Q4 2018 (Actual: 11/2018)

IMPLEMENTATION

Q2 2019 (Actual: 06/2019)

COMPLETE

Q3 2020 (Actual: 09/2020)

MUSIC



COMPLETE

SCOPE

53 Instruments Delivered

TECHNOLOGY



COMPLETE

SCOPE

357 Items Delivered

FLAG:
COMMENTS:

DEERFIELD PARK ELEMENTARY SCHOOL



Address	650 SW 3 AVENUE, DEERFIELD BEACH 33441
Location Number	0391
Board District	7
Board Member	Nora Rupert
ADEFP Budget	\$6,585,840
Total Facilities Budget	\$6,324,840

PRIMARY RENOVATIONS

CURRENT PHASE

ACTIVE CONSTRUCTION

PROJECT UPDATE

Roofing repairs to Building 80 are underway.

PROJECT SCOPE

Additional Funding - Board Approved 05/19/20 (JJ-21)	\$984,840
Building Envelope Improvements	\$1,236,000
Fire Alarm	\$293,000
Fire Sprinklers	\$808,000
HVAC Improvements	\$2,893,000
PE/Athletic Improvements	\$10,000

2020 RESET SCHEDULE

(CALENDAR YEAR)

PROJECT PLANNING

Q2 2017 - Q3 2017

HIRE DESIGNER

Q2 2017 - Q1 2018

PROJECT DESIGN

Q1 2018 - Q1 2019

HIRE CONTRACTOR

Q4 2018 - Q3 2020

ACTIVE CONSTRUCTION

Q3 2020 - Q4 2022

CONSTRUCTION CLOSEOUT

Q4 2022 - Q1 2023

ORIGINAL SCHEDULE Q3 2020

2018 SCHEDULE Q4 2020

SCHOOL CHOICE ENHANCEMENT (SCEP)

CURRENT PHASE

IMPLEMENTATION

DELIVERED

Digital Marquee

BUDGET

\$100,000

IN PROGRESS

TVs

Production Studio

SCHEDULE

(CALENDAR YEAR)

PLANNING / DESIGN

Q4 2017 (Actual: 11/2017)

IMPLEMENTATION

Q3 2018 (Actual: 10/2018)

COMPLETE

TBD

MUSIC



COMPLETE

SCOPE

326 Instruments Delivered

TECHNOLOGY



COMPLETE

SCOPE

460 Items Delivered

FLAG:

COMMENTS:

DILLARD 6-12 SCHOOL



Address	2501 NW 11 STREET, FORT LAUDERDALE 33311
Location Number	0371
Board District	5
Board Member	Dr. Rosalind Osgood
ADEFP Budget	\$8,929,232
Total Facilities Budget	\$8,179,232

PRIMARY RENOVATIONS

CURRENT PHASE

ACTIVE CONSTRUCTION

PROJECT UPDATE

Water heater switches, an emergency shut off valve, a chiller leak detection system, and parking lot light poles installed. Building 3 fire sprinkler improvements underway.

PROJECT SCOPE

Additional Funding - Board Approved 4/23/19 (JJ-2)	\$4,266,232
Building Envelope Improvements	\$2,441,000
Electrical Improvements	\$522,000
HVAC Improvements	\$282,000
Safety / Security Upgrade	\$72,000
Fire Sprinklers	\$375,000

2020 RESET SCHEDULE

(CALENDAR YEAR)

PROJECT PLANNING

Q1 2016 - Q1 2016

HIRE DESIGNER

Q1 2016 - Q4 2016

PROJECT DESIGN

Q4 2016 - Q 2018

HIRE CONTRACTOR

Q3 2017 - Q2 2019

ACTIVE CONSTRUCTION

Q2 2019 - Q1 2023

CONSTRUCTION CLOSEOUT

Q1 2023 - Q1 2023

ORIGINAL SCHEDULE Q3 2020

2018 SCHEDULE Q4 2020

SCHOOL CHOICE ENHANCEMENT (SCEP)

CURRENT PHASE

COMPLETE

DELIVERED

Poster Maker
3D Printer
Student Laptops
Chairs
Furniture
Golf Carts
Digital Marquee

BUDGET

\$100,000

SCHEDULE

(CALENDAR YEAR)

PLANNING / DESIGN

Q1 2015 (Actual: 11/2015)

IMPLEMENTATION

Q3 2017 (Actual: 09/2017)

COMPLETE

Q1 2020 (Actual: 03/2020)

ATHLETICS



COMPLETE

SCOPE

Weight Room

MUSIC



COMPLETE

SCOPE

185 Instruments Delivered

TECHNOLOGY



COMPLETE

SCOPE

404 Items Delivered

FLAG:

COMMENTS:

DILLARD ELEMENTARY SCHOOL



Address	2330 NW 12 COURT, FORT LAUDERDALE 33311
Location Number	0271
Board District	5
Board Member	Dr. Rosalind Osgood
ADEFP Budget	\$4,316,371
Total Facilities Budget	\$4,193,371

PRIMARY RENOVATIONS

CURRENT PHASE

ACTIVE CONSTRUCTION

PROJECT UPDATE

The school has hired a contractor to complete its renovations.

PROJECT SCOPE

Additional Funding - Board Approved 10/06/20 (JJ-3)	\$2,416,371
Building Envelope Improvements	\$851,000
HVAC Improvements	\$672,000
Scope Modification – Chiller Replacement (Complete)	\$154,000

2020 RESET SCHEDULE

(CALENDAR YEAR)

PROJECT PLANNING

Q1 2017 - Q2 2017

HIRE DESIGNER

Q2 2017 - Q4 2017

PROJECT DESIGN

Q1 2018 - Q2 2019

HIRE CONTRACTOR

Q2 2019 - Q1 2021

ACTIVE CONSTRUCTION

Q1 2021 - Q4 2022

CONSTRUCTION CLOSEOUT

Q1 2023 - Q1 2023

ORIGINAL SCHEDULE Q1 2020

2018 SCHEDULE Q1 2021

SCHOOL CHOICE ENHANCEMENT (SCEP)

CURRENT PHASE

IMPLEMENTATION

DELIVERED

Outdoor Mats
Classroom Rugs
Flat Screen TVs
Window Wraps
Custodial Equipment
Two-way Radios
Golf Cart Accessories

BUDGET

\$100,000

SCHEDULE

(CALENDAR YEAR)

PLANNING / DESIGN

Q4 2017 (Actual: 11/2017)

IMPLEMENTATION

Q2 2018 (Actual: 06/2018)

COMPLETE

TBD

MUSIC



COMPLETE

SCOPE

277 Instruments Delivered

TECHNOLOGY



COMPLETE

SCOPE

32 Items Delivered

FLAG:

COMMENTS: Project schedule advanced 14 days.

DISCOVERY ELEMENTARY SCHOOL



Address	8800 NW 54 COURT, SUNRISE 33351
Location Number	3962
Board District	5
Board Member	Dr. Rosalind Osgood
ADEFP Budget	\$613,000
Total Facilities Budget	\$250,000

PRIMARY RENOVATIONS

CURRENT PHASE

CLOSEOUT

PROJECT UPDATE

All campus renovations are complete.

PROJECT SCOPE

HVAC Improvements	\$150,000
-------------------	-----------

2020 RESET SCHEDULE

(CALENDAR YEAR)

PROJECT PLANNING

Q2 2017 - Q2 2018

HIRE DESIGNER

N/A

PROJECT DESIGN

N/A

HIRE CONTRACTOR

Q2 2018 - Q3 2018

ACTIVE CONSTRUCTION

Q4 2018 - Q1 2020

CONSTRUCTION CLOSEOUT

Q1 2020 - Q2 2021

ORIGINAL SCHEDULE Q3 2020

2018 SCHEDULE Q3 2020

SCHOOL CHOICE ENHANCEMENT (SCEP)

CURRENT PHASE

COMPLETE

DELIVERED

PE Equipment
Classroom Carpets
Books
Stage Curtains
Furniture
Portable Sound Systems
Cabinets
Podiums
Outdoor Benches

BUDGET

\$100,000

Tables
Tricaster
TVs
Cafeteria Sound System
Projector
Murals
Golf Carts
Fabric For Chairs
Front Office Furniture

SCHEDULE

(CALENDAR YEAR)

PLANNING / DESIGN

Q1 2015 (Actual: 11/2015)

IMPLEMENTATION

Q2 2016 (Actual: 06/2016)

COMPLETE

Q3 2020 (Actual: 09/2020)

MUSIC



COMPLETE

SCOPE

215 Instruments Delivered

TECHNOLOGY



COMPLETE

SCOPE

434 Items Delivered

FLAG:

COMMENTS:

DOLPHIN BAY ELEMENTARY SCHOOL



Address	16450 MIRAMAR PARKWAY, MIRAMAR 33027
Location Number	3751
Board District	2
Board Member	Patricia Good
ADEFP Budget	\$307,000
Total Facilities Budget	\$100,000

SCHOOL CHOICE ENHANCEMENT (SCEP)

CURRENT PHASE

COMPLETE

DELIVERED

Projectors
 Morning Announcement Studio Equipment
 Recordex
 Laptops
 Playground Upgrades
 New Play Equipment Pre-k
 Laptop
 Projectors
 Thinkpad

BUDGET

\$100,000

SCHEDULE

(CALENDAR YEAR)

PLANNING / DESIGN

Q1 2015 (Actual: 11/2015)

IMPLEMENTATION

Q1 2017 (Actual: 03/2017)

COMPLETE

Q2 2018 (Actual: 04/2019)

MUSIC



COMPLETE

SCOPE

655 Instruments Delivered

TECHNOLOGY



COMPLETE

SCOPE

208 Items Delivered

FLAG:

COMMENTS:

DR. MARTIN LUTHER KING, JR. MONTESSORI ACADEMY



Address	591 NW 31 AVENUE, LAUDERHILL 33311
Location Number	1611
Board District	5
Board Member	Dr. Rosalind Osgood
ADEFP Budget	\$1,348,615
Total Facilities Budget	\$1,161,000

PRIMARY RENOVATIONS

CURRENT PHASE

CLOSEOUT

PROJECT UPDATE

All campus renovations are complete.

PROJECT SCOPE

Building Envelope Improvements	\$86,000
Fire Sprinklers	\$762,000
Scope Modification – Chiller Replacement (Complete)	\$213,000

2020 RESET SCHEDULE

(CALENDAR YEAR)

PROJECT PLANNING

Q4 2016 - Q4 2016

HIRE DESIGNER

Q4 2016 - Q2 2017

PROJECT DESIGN

Q2 2017 - Q4 2018

HIRE CONTRACTOR

Q2 2018 - Q4 2018

ACTIVE CONSTRUCTION

Q4 2018 - Q1 2020

CONSTRUCTION CLOSEOUT

Q1 2020 - Q3 2020

ORIGINAL SCHEDULE Q2 2019

2018 SCHEDULE Q1 2020

SCHOOL CHOICE ENHANCEMENT (SCEP)

CURRENT PHASE

COMPLETE

DELIVERED

Interiors Murals
 Outdoor Benches
 Laptop Computers
 Teachers' Laptops
 Printers
 Think Pads
 Promethean Boards
 Marquee
 Lenovo Laptop

BUDGET

\$100,000

SCHEDULE

(CALENDAR YEAR)

PLANNING / DESIGN

Q1 2015 (Actual: 11/2015)

IMPLEMENTATION

Q3 2016 (Actual: 08/2016)

COMPLETE

Q1 2018 (Actual: 09/2019)

MUSIC



COMPLETE

SCOPE

407 Instruments Delivered

TECHNOLOGY



COMPLETE

SCOPE

67 Items Delivered

FLAG:

COMMENTS:

DRIFTWOOD ELEMENTARY SCHOOL



Address	2700 NW 69 AVENUE, HOLLYWOOD 33024
Location Number	0721
Board District	1
Board Member	Ann Murray
ADEFP Budget	\$2,080,000
Total Facilities Budget	\$1,835,000

PRIMARY RENOVATIONS

CURRENT PHASE

PROJECT DESIGN

PROJECT UPDATE

Drawings are being developed by a professional design team. Once complete, a contractor will be hired to begin construction.

PROJECT SCOPE

Building Envelope Improvements	\$1,428,000
Fire Sprinklers	\$7,000
HVAC Improvements	\$300,000

2020 RESET SCHEDULE

(CALENDAR YEAR)

PROJECT PLANNING

Q3 2017 - Q3 2017

HIRE DESIGNER

Q3 2017 - Q2 2018

PROJECT DESIGN

Q2 2018 - Q3 2021

HIRE CONTRACTOR

Q3 2021 - Q3 2022

ACTIVE CONSTRUCTION

Q3 2022 - Q4 2024

CONSTRUCTION CLOSEOUT

Q4 20224 - Q1 2025

ORIGINAL SCHEDULE Q2 2020

2018 SCHEDULE Q2 2021

SCHOOL CHOICE ENHANCEMENT (SCEP)

CURRENT PHASE

PLANNING/DESIGN

BUDGET

\$100,000

SCHEDULE

(CALENDAR YEAR)

PLANNING / DESIGN

Q4 2018 (Actual: 11/2018)

IMPLEMENTATION

TBD

COMPLETE

TBD

MUSIC



COMPLETE

SCOPE

290 Instruments delivered

TECHNOLOGY



COMPLETE

SCOPE

197 Items Delivered

FLAG:

COMMENTS:

DRIFTWOOD MIDDLE SCHOOL



Address	2751 NW 70 TERRACE, HOLLYWOOD 33024
Location Number	0861
Board District	1
Board Member	Ann Murray
ADEFP Budget	\$8,930,700
Total Facilities Budget	\$8,445,700

PRIMARY RENOVATIONS

CURRENT PHASE

ACTIVE CONSTRUCTION

PROJECT UPDATE

A roof base membrane is being installed on Buildings 1, 4, and 6 as part of the school's roofing repairs.

PROJECT SCOPE

Additional Funding - Board Approved 04/21/20 (JJ-4)	\$2,801,700
Art Room Renovation and Equipment	\$85,000
Building Envelope Improvements	\$2,332,000
Conversion of Existing Space to Music and/or Art Lab(s)	\$284,000
Electrical Improvements	\$675,000
Fire Sprinklers	\$18,000
HVAC Improvements	\$1,808,000
Media Center Improvements	\$293,000
Safety / Security Upgrade	\$49,000

2020 RESET SCHEDULE

(CALENDAR YEAR)

PROJECT PLANNING

Q3 2016 - Q3 2016

HIRE DESIGNER

Q3 2016 - Q2 2017

PROJECT DESIGN

Q2 2017 - Q3 2019

HIRE CONTRACTOR

Q1 2018 - Q3 2020

ACTIVE CONSTRUCTION

Q3 2020 - Q3 2022

CONSTRUCTION CLOSEOUT

Q3 2022 - Q4 2022

ORIGINAL SCHEDULE Q4 2019

2018 SCHEDULE Q1 2021

SCHOOL CHOICE ENHANCEMENT (SCEP)

CURRENT PHASE

COMPLETE

DELIVERED

Golf Carts
Indoor furniture for the computer lab
Vacuum
Athletic Equipment

BUDGET

\$100,000

SCHEDULE

(CALENDAR YEAR)

PLANNING / DESIGN

Q1 2016 (Actual: 01/2016)

IMPLEMENTATION

Q1 2018 (Actual: 01/2018)

COMPLETE

Q3 2019 (Actual: 09/2019)

MUSIC



COMPLETE

SCOPE

75 Instruments delivered

TECHNOLOGY



COMPLETE

SCOPE

444 Items Delivered

FLAG:

COMMENTS:

EAGLE POINT ELEMENTARY SCHOOL



Address	100 INDIAN TRACE, WESTON 33326
Location Number	3461
Board District	6
Board Member	Laurie Rich Levinson
ADEFP Budget	\$6,813,450
Total Facilities Budget	\$6,245,450

PRIMARY RENOVATIONS

CURRENT PHASE

ACTIVE CONSTRUCTION

PROJECT UPDATE

The art room and music room are being renovated, and an HVAC chiller is being installed.

PROJECT SCOPE

Additional Funding - Board Approved 2/4/20 (JJ-1)	\$1,325,450
Art Room Renovation and Equipment	\$65,000
Building Envelope Improvements	\$1,383,000
Conversion of Existing Space to Music and/or Art Lab(s)	\$339,000
Fire Alarm	\$50,000
HVAC Improvements	\$2,847,000
Music Room Renovation	\$136,000

2020 RESET SCHEDULE

(CALENDAR YEAR)

PROJECT PLANNING

Q1 2016 - Q1 2016

HIRE DESIGNER

Q1 2016 - Q3 2016

PROJECT DESIGN

Q4 2016 - Q3 2019

HIRE CONTRACTOR

Q1 2018 - Q2 2020

ACTIVE CONSTRUCTION

Q2 2020 - Q1 2023

CONSTRUCTION CLOSEOUT

Q1 2023 - Q3 2023

ORIGINAL SCHEDULE Q2 2019

2018 SCHEDULE Q1 2021

SCHOOL CHOICE ENHANCEMENT (SCEP)

CURRENT PHASE

COMPLETE

DELIVERED

Portable PA system

PIP rubber surfacing project

Recordex

BUDGET

\$100,000

SCHEDULE

(CALENDAR YEAR)

PLANNING / DESIGN

Q1 2015 (Actual: 11/2015)

IMPLEMENTATION

Q1 2016 (Actual: 01/2016)

COMPLETE

Q4 2017 (Actual: 01/2018)

MUSIC



COMPLETE

SCOPE

269 Instruments delivered

TECHNOLOGY



COMPLETE

SCOPE

355 Items Delivered

FLAG:

COMMENTS:

EAGLE RIDGE ELEMENTARY SCHOOL



Address	11500 WESTVIEW DRIVE, CORAL SPRINGS 33076
Location Number	3441
Board District	4
Board Member	Lori Alhadeff
ADEFP Budget	\$3,718,383
Total Facilities Budget	\$3,406,383

PRIMARY RENOVATIONS

CURRENT PHASE

CLOSEOUT

PROJECT UPDATE

All campus renovations are complete.

PROJECT SCOPE

Fire Alarm	\$294,000
HVAC Improvements	\$1,664,300
Additional Funding - Board Approved 03/20/18 (JJ-4)	\$1,047,383
Scope Modification – Chiller Replacement (Complete)	\$300,700

2020 RESET SCHEDULE

(CALENDAR YEAR)

PROJECT PLANNING

Q1 2016 - Q1 2016

HIRE DESIGNER

Q1 2016 - Q4 2016

PROJECT DESIGN

Q4 2016 - Q4 2017

HIRE CONTRACTOR

Q2 2017 - Q2 2018

ACTIVE CONSTRUCTION

Q2 2018 - Q1 2021

CONSTRUCTION CLOSEOUT

Q1 2021 - Q2 2021

ORIGINAL SCHEDULE Q2 2019

2018 SCHEDULE Q1 2021

SCHOOL CHOICE ENHANCEMENT (SCEP)

CURRENT PHASE

COMPLETE

DELIVERED

PIP resurfacing

Morning show equipment

BUDGET

\$100,000

SCHEDULE

(CALENDAR YEAR)

PLANNING / DESIGN

Q1 2015 (Actual: 11/2015)

IMPLEMENTATION

Q4 2016 (Actual: 09/2016)

COMPLETE

Q4 2017 (Actual: 01/2018)

MUSIC



COMPLETE

SCOPE

611 Instruments delivered

TECHNOLOGY



COMPLETE

SCOPE

413 Items Delivered

FLAG:

COMMENTS: Project schedule advanced 133 days.

EMBASSY CREEK ELEMENTARY SCHOOL



Address	10905 SE LAKE BOULEVARD, COOPER CITY 33026
Location Number	3191
Board District	6
Board Member	Laurie Rich Levinson
ADEFP Budget	\$5,493,700
Total Facilities Budget	\$4,964,700

PRIMARY RENOVATIONS

CURRENT PHASE

ACTIVE CONSTRUCTION

PROJECT UPDATE

Music and art room renovations are complete and air handling units are being replaced.

PROJECT SCOPE

Additional Funding - Board Approved 08/06/19 (JJ-1)	\$1,340,700
Art Room Renovation and Equipment	\$65,000
Building Envelope Improvements	\$770,000
Conversion of Existing Space to Music and/or Art Lab(s)	\$339,000
Fire Alarm	\$294,000
HVAC Improvements	\$1,920,000
Music Room Renovation	\$136,000

2020 RESET SCHEDULE

(CALENDAR YEAR)

PROJECT PLANNING

Q4 2016 - Q4 2016

HIRE DESIGNER

Q4 2016 - Q3 2017

PROJECT DESIGN

Q4 2017 - Q1 2019

HIRE CONTRACTOR

Q4 2017 - Q1 2019

ACTIVE CONSTRUCTION

Q4 2019 - Q4 2021

CONSTRUCTION CLOSEOUT

Q4 2021 - Q1 2022

ORIGINAL SCHEDULE Q1 2019

2018 SCHEDULE Q2 2019

SCHOOL CHOICE ENHANCEMENT (SCEP)

CURRENT PHASE

COMPLETE

DELIVERED

Student Laptops
 Classroom Projectors Ceiling Mounted
 Cafeteria Partitions
 Construction Completed
 Window Blinds
 Laptops

BUDGET

\$100,000

SCHEDULE

(CALENDAR YEAR)

PLANNING / DESIGN

Q4 2016 (Actual: 12/2016)

IMPLEMENTATION

Q2 2017 (Actual: 05/2017)

COMPLETE

Q2 2018 (Actual: 07/2018)

MUSIC



COMPLETE

SCOPE

254 Instruments delivered

TECHNOLOGY



COMPLETE

SCOPE

477 Items Delivered

FLAG:
 COMMENTS:

ENDEAVOUR PRIMARY LEARNING CENTER



Address	2701 NW 56 AVENUE, LAUDERHILL 33313
Location Number	3301
Board District	5
Board Member	Dr. Rosalind Osgood
ADEFP Budget	\$2,612,790
Total Facilities Budget	\$2,460,790

PRIMARY RENOVATIONS

CURRENT PHASE

ACTIVE CONSTRUCTION

PROJECT UPDATE

Contractors are currently preparing the campus for construction.

PROJECT SCOPE

Additional Funding - Board Approved 01/14/20 (JJ-5)	\$1,403,790
Building Envelope Improvements	\$599,000
HVAC Improvements	\$358,000

2020 RESET SCHEDULE

(CALENDAR YEAR)

PROJECT PLANNING

Q3 2017 - Q4 2017

HIRE DESIGNER

Q3 2017 - Q2 2018

PROJECT DESIGN

Q2 2018 - Q2 2019

HIRE CONTRACTOR

Q2 2018 - Q4 2020

ACTIVE CONSTRUCTION

Q2 2020 - Q4 2022

CONSTRUCTION CLOSEOUT

Q4 2022 - Q1 2023

ORIGINAL SCHEDULE Q4 2019

2018 SCHEDULE Q1 2021

SCHOOL CHOICE ENHANCEMENT (SCEP)

CURRENT PHASE IMPLEMENTATION

DELIVERED

Video Equipment for
Broadcasting Studio
Strike for the Main Entrance
Headphones
Projectors

BUDGET
\$100,000

IN PROGRESS

Playground Upgrades
ID Machine
Picnic Tables
Cafeteria Sound System
Poster Maker

SCHEDULE
(CALENDAR YEAR)

PLANNING / DESIGN

Q4 2018 (Actual: 11/2018)

IMPLEMENTATION

Q1 2020 (Actual: 03/2020)

COMPLETE

TBD

MUSIC



COMPLETE

SCOPE

709 Instruments delivered

TECHNOLOGY



COMPLETE

SCOPE

211 Items Delivered

FLAG:

COMMENTS:

EVERGLADES ELEMENTARY SCHOOL



Address	2900 BONAVENTURE BOULEVARD, WESTON 33331
Location Number	2942
Board District	6
Board Member	Laurie Rich Levinson
ADEFP Budget	\$2,941,500
Total Facilities Budget	\$2,444,500

PRIMARY RENOVATIONS

CURRENT PHASE

ACTIVE CONSTRUCTION

PROJECT UPDATE

Roofing repairs are complete, and the installation of a roof ladder is all that remains.

PROJECT SCOPE

Additional Funding - Board Approved 05/07/19 (JJ-1)	\$1,132,500
Building Envelope Improvements	\$1,033,000
HVAC Improvements	\$179,000

2020 RESET SCHEDULE

(CALENDAR YEAR)

PROJECT PLANNING

Q4 2016 - Q4 2016

HIRE DESIGNER

Q4 2016 - Q2 2017

PROJECT DESIGN

Q2 2017 - Q4 2018

HIRE CONTRACTOR

Q4 2017 - Q2 2019

ACTIVE CONSTRUCTION

Q2 2019 - Q2 2021

CONSTRUCTION CLOSEOUT

Q2 2021 - Q3 2021

ORIGINAL SCHEDULE Q2 2019

2018 SCHEDULE Q2 2020

SCHOOL CHOICE ENHANCEMENT (SCEP)

CURRENT PHASE

IMPLEMENTATION

DELIVERED

Student Laptops
 Scholastic Resource Room Upgrade (Media Center)
 Windscreen for the Playground
 Aiphone
 Proximity Card Reader
 Aiphone Sub-master

BUDGET

\$100,000

SCHEDULE

(CALENDAR YEAR)

PLANNING / DESIGN

Q1 2015 (Actual: 11/2015)

IMPLEMENTATION

Q2 2017 (Actual: 04/2017)

COMPLETE

TBD

MUSIC



COMPLETE

SCOPE

340 Instruments delivered

TECHNOLOGY



COMPLETE

SCOPE

448 Items Delivered

FLAG:

COMMENTS: Project schedule advanced 35 days.

EVERGLADES HIGH SCHOOL



Address	17100 SW 48 COURT, MIRAMAR 33027
Location Number	3731
Board District	2
Board Member	Patricia Good
ADEFP Budget	\$8,040,254
Total Facilities Budget	\$6,597,254

PRIMARY RENOVATIONS

CURRENT PHASE

CLOSEOUT

PROJECT UPDATE

All campus renovations are complete.

PROJECT SCOPE

Additional Funding - Board Approved 08/06/19 (JJ-3)	\$2,707,254
Building Envelope Improvements	\$2,794,000
HVAC Improvements	\$875,000

2020 RESET SCHEDULE

(CALENDAR YEAR)

PROJECT PLANNING

Q2 2017 - Q2 2017

HIRE DESIGNER

Q2 2017 - Q4 2017

PROJECT DESIGN

Q4 2017 - Q2 2019

HIRE CONTRACTOR

Q4 2018 - Q3 2019

ACTIVE CONSTRUCTION

Q3 2019 - Q4 2020

CONSTRUCTION CLOSEOUT

Q4 2020 - Q2 2021

ORIGINAL SCHEDULE Q2 2020

2018 SCHEDULE Q3 2021

SCHOOL CHOICE ENHANCEMENT (SCEP)

CURRENT PHASE

COMPLETE

DELIVERED

Laptops

Printers

BUDGET

\$100,000

SCHEDULE

(CALENDAR YEAR)

PLANNING / DESIGN

Q1 2015 (Actual: 11/2015)

IMPLEMENTATION

Q4 2017 (Actual: 12/2017)

COMPLETE

Q1 2018 (Actual: 03/2018)

ATHLETICS



COMPLETE

SCOPE

Weight Room

MUSIC



COMPLETE

SCOPE

327 Instruments delivered

TECHNOLOGY



COMPLETE

SCOPE

1,312 Items Delivered

FLAG:

COMMENTS: Project schedule advanced 101 days.

FAIRWAY ELEMENTARY SCHOOL



Address	7850 FAIRWAY BOULEVARD, MIRAMAR 33023
Location Number	1641
Board District	2
Board Member	Patricia Good
ADEFP Budget	\$7,891,900
Total Facilities Budget	\$7,610,900

PRIMARY RENOVATIONS

CURRENT PHASE

ACTIVE CONSTRUCTION

PROJECT UPDATE

Media center renovations are complete, with roofing repairs and HVAC improvements currently underway.

PROJECT SCOPE

Additional Funding - Board Approved 05/07/19 (JJ-2)	\$3,507,900
Building Envelope Improvements	\$1,408,000
Electrical Improvements	\$366,000
Fire Alarm	\$294,000
HVAC Improvements	\$1,570,000
Media Center Improvements	\$172,000
Safety / Security Upgrade	\$193,000

2020 RESET SCHEDULE

(CALENDAR YEAR)

PROJECT PLANNING

Q2 2016 - Q2 2016

HIRE DESIGNER

Q2 2016 - Q1 2017

PROJECT DESIGN

Q1 2017 - Q1 2019

HIRE CONTRACTOR

Q4 2017 - Q3 2019

ACTIVE CONSTRUCTION

Q3 2019 - Q3 2021

CONSTRUCTION CLOSEOUT

Q3 2021 - Q4 2021

ORIGINAL SCHEDULE Q2 2019

2018 SCHEDULE Q4 2020

SCHOOL CHOICE ENHANCEMENT (SCEP)

CURRENT PHASE

COMPLETE

DELIVERED

Color Poster Maker	Laptops
Two-way Radios	Marquee
Projectors	Thinkpads
Document Cameras	Adaptors
Morning Show Equipment	TV Installation
Sound Stage Projector	Desktop
Cafeteria Sound System	
Microphones	

BUDGET

\$100,000

SCHEDULE

(CALENDAR YEAR)

PLANNING / DESIGN

Q1 2016 (Actual: 01/2016)

IMPLEMENTATION

Q4 2016 (Actual: 09/2016)

COMPLETE

Q1 2020 (Actual: 02/2020)

MUSIC



COMPLETE

SCOPE

450 Instruments delivered

TECHNOLOGY



COMPLETE

SCOPE

202 Items Delivered

FLAG:

COMMENTS:

FALCON COVE MIDDLE SCHOOL



Address	4251 BONAVENTURE BOULEVARD, WESTON 33332
Location Number	3622
Board District	6
Board Member	Laurie Rich Levinson
ADEFP Budget	\$23,566,000
Total Facilities Budget	\$22,888,000

PRIMARY RENOVATIONS

CURRENT PHASE

ACTIVE CONSTRUCTION

PROJECT UPDATE

The construction of a new building addition is underway.

PROJECT SCOPE

Additional Funding - Board Approved 06/11/19 (JJ-10)	\$12,047,000
Building Envelope Improvements	\$880,000
CR Addition to Allow for Removal of Portable Buildings	\$9,546,000
HVAC Improvements	\$315,000

2020 RESET SCHEDULE

(CALENDAR YEAR)

PROJECT PLANNING

Q4 2016 - Q4 2016

HIRE DESIGNER

Q4 2016 - Q2 2017

PROJECT DESIGN

Q2 2017 - Q2 2019

HIRE CONTRACTOR

Q1 2017 - Q2 2019

ACTIVE CONSTRUCTION

Q2 2019 - Q1 2022

CONSTRUCTION CLOSEOUT

Q1 2022 - Q2 2022

ORIGINAL SCHEDULE Q4 2020

2018 SCHEDULE Q4 2020

SCHOOL CHOICE ENHANCEMENT (SCEP)

CURRENT PHASE

COMPLETE

DELIVERED

Student Laptops

Recordex

BUDGET

\$100,000

SCHEDULE

(CALENDAR YEAR)

PLANNING / DESIGN

Q4 2016 (Actual: 12/2016)

IMPLEMENTATION

Q2 2017 (Actual: 05/2017)

COMPLETE

Q1 2018 (Actual: 09/2017)

MUSIC



COMPLETE

SCOPE

38 Instruments delivered

TECHNOLOGY



COMPLETE

SCOPE

1,017 Items Delivered

FLAG:

COMMENTS:

FLAMINGO ELEMENTARY SCHOOL



Address	1130 SW 133 AVENUE, DAVIE 33325
Location Number	2541
Board District	6
Board Member	Laurie Rich Levinson
ADEFP Budget	\$5,393,630
Total Facilities Budget	\$2,260,000

PRIMARY RENOVATIONS

CURRENT PHASE

ACTIVE CONSTRUCTION

PROJECT UPDATE

HVAC and fire alarm improvements are being made in the mechanical room.

PROJECT SCOPE

Additional Funding - Board Approved 05/19/20 (JJ-12)	\$205,000
Building Envelope Improvements	\$227,000
HVAC Improvements	\$1,443,000
Media Center Improvements	\$285,000

2020 RESET SCHEDULE

(CALENDAR YEAR)

PROJECT PLANNING

Q4 2017 - Q4 2017

HIRE DESIGNER

Q4 2017 - Q2 2018

PROJECT DESIGN

Q2 2018 - Q4 2019

HIRE CONTRACTOR

Q1 2019 - Q3 2020

ACTIVE CONSTRUCTION

Q3 2020 - Q3 2022

CONSTRUCTION CLOSEOUT

Q3 2022 - Q4 2022

ORIGINAL SCHEDULE Q4 2019

2018 SCHEDULE Q1 2021

SCHOOL CHOICE ENHANCEMENT (SCEP)

CURRENT PHASE

COMPLETE

DELIVERED

Partial Replacement of Sand with PIP Rubber in the Playground

Golf Cart

iPad

Laptops

BUDGET

\$100,000

SCHEDULE

(CALENDAR YEAR)

PLANNING / DESIGN

Q4 2016 (Actual: 12/2016)

IMPLEMENTATION

Q4 2017 (Actual: 11/2017)

COMPLETE

Q1 2018 (Actual: 03/2018)

MUSIC



COMPLETE

SCOPE

383 Instruments delivered

TECHNOLOGY



COMPLETE

SCOPE

250 Items Delivered

FLAG:

COMMENTS:

FLORANADA ELEMENTARY SCHOOL



Address	5251 NE 14 WAY, FORT LAUDERDALE 33334
Location Number	0851
Board District	3
Board Member	Sarah Leonardi
ADEFP Budget	\$3,301,520
Total Facilities Budget	\$2,946,520

PRIMARY RENOVATIONS

CURRENT PHASE

ACTIVE CONSTRUCTION

PROJECT UPDATE

Contractors are currently preparing the campus for construction.

PROJECT SCOPE

Additional Funding - Board Approved 06/23/20 (JJ-2)	\$2,062,840
Building Envelope Improvements	\$718,000
HVAC Improvements	\$58,000

2020 RESET SCHEDULE

(CALENDAR YEAR)

PROJECT PLANNING

Q2 2017 - Q2 2017

HIRE DESIGNER

Q2 2017 - Q4 2017

PROJECT DESIGN

Q1 2018 - Q2 2019

HIRE CONTRACTOR

Q2 2019 - Q4 2020

ACTIVE CONSTRUCTION

Q4 2020 - Q4 2022

CONSTRUCTION CLOSEOUT

Q4 2022 - Q1 2023

ORIGINAL SCHEDULE Q1 2020

2018 SCHEDULE Q1 2021

SCHOOL CHOICE ENHANCEMENT (SCEP)

CURRENT PHASE

COMPLETE

DELIVERED

Interactive Projectors

Digital Marquee

BUDGET

\$100,000

+ ADDITIONAL
FUNDING of \$7,680

SCHEDULE

(CALENDAR YEAR)

PLANNING / DESIGN

Q1 2015 (Actual: 11/2015)

IMPLEMENTATION

Q2 2017 (Actual: 05/2017)

COMPLETE

Q4 2017 (Actual: 06/2020)

MUSIC



COMPLETE

SCOPE

262 Instruments delivered

TECHNOLOGY



COMPLETE

SCOPE

400 Items Delivered

FLAG:

COMMENTS:

FOREST GLEN MIDDLE SCHOOL



Address	6501 TURTLE RUN BOULEVARD, CORAL SPRINGS 33067
Location Number	3051
Board District	4
Board Member	Lori Alhadeff
ADEFP Budget	\$9,790,800
Total Facilities Budget	\$9,147,800

PRIMARY RENOVATIONS

CURRENT PHASE

ACTIVE CONSTRUCTION

PROJECT UPDATE

Fire alarm system and HVAC chiller installations are complete, with roofing repairs underway.

PROJECT SCOPE

Building Envelope Improvements	\$2,690,000
Fire Sprinklers	\$16,000
HVAC Improvements	\$2,179,739
Additional Funding - Board Approved 06/11/19 (JJ-2)	\$3,858,800
Scope Modification – Chiller Replacement (Complete)	\$303,261

2020 RESET SCHEDULE

(CALENDAR YEAR)

PROJECT PLANNING

Q4 2016 - Q4 2016

HIRE DESIGNER

Q4 2016 - Q2 2017

PROJECT DESIGN

Q2 2017 - Q1 2019

HIRE CONTRACTOR

Q1 2018 - Q3 2019

ACTIVE CONSTRUCTION

Q3 2019 - Q2 2021

CONSTRUCTION CLOSEOUT

Q2 2021 - Q3 2021

ORIGINAL SCHEDULE	Q1 2020
2018 SCHEDULE	Q4 2020

SCHOOL CHOICE ENHANCEMENT (SCEP)

CURRENT PHASE

COMPLETE

DELIVERED

Murals
 Computer Lab Furniture
 TV Studio Equipment
 Computer Lab Furniture
 Library Remodeling
 Gym
 Bleachers

BUDGET

\$100,000

SCHEDULE

(CALENDAR YEAR)

PLANNING / DESIGN

Q4 2016 (Actual: 12/2016)

IMPLEMENTATION

Q4 2017 (Actual: 10/2017)

COMPLETE

Q1 2018 (Actual: 01/2019)

TECHNOLOGY



COMPLETE

SCOPE

636 Items Delivered

FLAG:
 COMMENTS:

FOREST HILLS ELEMENTARY SCHOOL



Address	3100 NW 85 AVENUE, CORAL SPRINGS 33065
Location Number	2631
Board District	4
Board Member	Lori Alhadeff
ADEFP Budget	\$5,097,601
Total Facilities Budget	\$4,912,601

PRIMARY RENOVATIONS – PHASE 1

CURRENT PHASE

ACTIVE CONSTRUCTION

PROJECT UPDATE

Media center and restroom renovations are complete. Roofing repairs are all that remain.

PROJECT SCOPE

Additional Funding - Board Approved 06/26/18 (JJ-5)	\$1,083,601
Bldg Envelope Impr. (Roof, Window, Ext Wall, etc.)	\$1,071,000
Fire Sprinklers	\$81,000
Media Center Improvements	\$184,000
Scope Modification – AHU Replacement (Complete)	\$2,100,000

PRIMARY RENOVATIONS – PHASE 2

CURRENT PHASE

PROJECT SCOPE

PROJECT DESIGN

Fire Alarm	\$293,000
------------	-----------

2020 RESET SCHEDULE*

(CALENDAR YEAR)

PROJECT PLANNING

PHS1 Q4 2016 – Q4 2016	PHS2 Q4 2016 – Q4 2016
------------------------	------------------------

HIRE DESIGNER

PHS1 Q4 2016 – Q2 2017	PHS2 Q4 2016 – Q4 2016
------------------------	------------------------

PROJECT DESIGN

PHS1 Q2 2017 – Q1 2018	PHS2 Q2 2017 – Q3 2021
------------------------	------------------------

HIRE CONTRACTOR

PHS1 Q4 2017 – Q3 2018	PHS2 Q3 2021 – Q4 2021
------------------------	------------------------

ACTIVE CONSTRUCTION

PHS1 Q3 2018 – Q1 2021	PHS2 Q4 2021 – Q2 2023
------------------------	------------------------

CONSTRUCTION CLOSEOUT

PHS1 Q1 2021 – Q2 2021	PHS2 Q2 2023 – Q3 2023
------------------------	------------------------

ORIGINAL SCHEDULE

PHS1 Q2 2019	PHS2 N/A
--------------	----------

2018 SCHEDULE

PHS1 Q2 2019	PHS2 N/A
--------------	----------

SCHOOL CHOICE ENHANCEMENT (SCEP)

CURRENT PHASE

BUDGET

SCHEDULE

(CALENDAR YEAR)

COMPLETE

\$100,000

PLANNING / DESIGN

Q1 2015 (Actual: 11/2015)

IMPLEMENTATION

N/A (Actual: N/A)

COMPLETE

Q1 2018 (Actual: 06/2019)

DELIVERED

Digital Marquee

Internal Cell Battery

Lenovo Laptops

MUSIC



COMPLETE

SCOPE

363 Instruments Delivered

TECHNOLOGY



COMPLETE


SCOPE

58 Items Delivered

FLAG:

COMMENTS: Project schedule advanced 138 days.

FORT LAUDERDALE HIGH SCHOOL



Address	1600 NE 4 AVENUE, FORT LAUDERDALE 33305
Location Number	0951
Board District	3
Board Member	Sarah Leonardi
ADEFP Budget	\$7,309,418
Total Facilities Budget	\$3,993,887

PRIMARY RENOVATIONS

CURRENT PHASE

ACTIVE CONSTRUCTION

PROJECT UPDATE

Roofing repairs and the installation of water chiller piping are currently underway.

PROJECT SCOPE

Additional Funding - Board Approved 08/06/19 (JJ-2)	\$1,363,887
Building Envelope Improvements	\$556,000
Electrical Improvements	\$692,000
HVAC Improvements	\$1,161,000

2020 RESET SCHEDULE

(CALENDAR YEAR)

PROJECT PLANNING

Q3 2016 - Q3 2016

HIRE DESIGNER

Q3 2016 - Q2 2017

PROJECT DESIGN

Q2 2017 - Q1 2019

HIRE CONTRACTOR

Q1 2018 - Q4 2019

ACTIVE CONSTRUCTION

Q4 2019 - Q1 2022

CONSTRUCTION CLOSEOUT

Q1 2022 - Q2 2022

ORIGINAL SCHEDULE Q3 2019

2018 SCHEDULE Q4 2020

SCHOOL CHOICE ENHANCEMENT (SCEP)

CURRENT PHASE

COMPLETE

BUDGET

\$100,000

SCHEDULE

(CALENDAR YEAR)

PLANNING / DESIGN

Q1 2015 (Actual: 11/2015)

IMPLEMENTATION

Q4 2017 (Actual: 10/2017)

COMPLETE

Q2 2018 (Actual: 09/2018)

Golf Carts
 Digital Scoreboard Tables
 Digital Marquee
 Outdoor Concrete Patio Tables

ATHLETICS



COMPLETE

SCOPE

Weight Room

MUSIC



COMPLETE

SCOPE

190 Instruments delivered

FLAG:
 COMMENTS:

FOX TRAIL ELEMENTARY SCHOOL



Address	1250 NOB HILL ROAD, DAVIE 33324
Location Number	3531
Board District	6
Board Member	Laurie Rich Levinson
ADEFP Budget	\$1,969,150
Total Facilities Budget	\$1,497,150

PRIMARY RENOVATIONS

CURRENT PHASE

ACTIVE CONSTRUCTION

PROJECT UPDATE

Music and art room renovations, roofing repairs, and exterior building improvements are currently underway.

PROJECT SCOPE

Additional Funding - Board Approved 04/14/20 (15)	\$627,150
Art Room Renovation and Equipment	\$65,000
Building Envelope Improvements	\$154,000
Conversion of Existing Space to Music and/or Art Lab(s)	\$339,000
HVAC Improvements	\$76,000
Music Room Renovation	\$136,000

2020 RESET SCHEDULE

(CALENDAR YEAR)

PROJECT PLANNING

Q2 2017 - Q2 2017

HIRE DESIGNER

Q2 2017 - Q4 2017

PROJECT DESIGN

Q4 2017 - Q1 2019

HIRE CONTRACTOR

Q1 2019 - Q3 2020

ACTIVE CONSTRUCTION

Q3 2020 - Q2 2021

CONSTRUCTION CLOSEOUT

Q2 2021 - Q2 2021

ORIGINAL SCHEDULE Q4 2019

2018 SCHEDULE Q4 2020

SCHOOL CHOICE ENHANCEMENT (SCEP)

CURRENT PHASE

COMPLETE

DELIVERED

Laptops
 Desk
 Drawer File
 Front Office Desk
 Office Chairs
 Playground Upgrades
 Murals

BUDGET

\$100,000

SCHEDULE

(CALENDAR YEAR)

PLANNING / DESIGN

Q1 2015 (Actual: 11/2016)

IMPLEMENTATION

Q1 2018 (Actual: 01/2018)

COMPLETE

Q3 2018 (Actual: 08/2020)

MUSIC



COMPLETE

SCOPE

114 Instruments delivered

TECHNOLOGY



COMPLETE

SCOPE

513 Items Delivered

FLAG:

COMMENTS: Project schedule advanced 209 days.

GATOR RUN ELEMENTARY SCHOOL



Address	1101 GLADES PARKWAY, WESTON 33327
Location Number	3642
Board District	6
Board Member	Laurie Rich Levinson
ADEFP Budget	\$6,781,323
Total Facilities Budget	\$4,206,323

PRIMARY RENOVATIONS

CURRENT PHASE

ACTIVE CONSTRUCTION

PROJECT UPDATE

Roofing repairs are complete, with music and art room renovations underway.

PROJECT SCOPE

Additional Funding - Board Approved 4/23/19 (JJ-4)	\$1,535,323
Art Room Renovation and Equipment	\$65,000
Building Envelope Improvements	\$1,428,000
Conversion of Existing Space to Music and/or Art Lab(s)	\$339,000
HVAC Improvements	\$603,000
Music Room Renovation	\$136,000

2020 RESET SCHEDULE

(CALENDAR YEAR)

PROJECT PLANNING

Q4 2016 - Q4 2016

HIRE DESIGNER

Q4 2016 - Q2 2017

PROJECT DESIGN

Q2 2017 - Q1 2019

HIRE CONTRACTOR

Q4 2018 - Q2 2019

ACTIVE CONSTRUCTION

Q2 2019 - Q3 2021

CONSTRUCTION CLOSEOUT

Q3 2021 - Q4 2021

ORIGINAL SCHEDULE Q4 2019

2018 SCHEDULE Q3 2020

SCHOOL CHOICE ENHANCEMENT (SCEP)

CURRENT PHASE

COMPLETE

DELIVERED

Apple Ipad
Kindle Fire
Media Center Furniture
Teacher Chairs
Recordex Interactive Systems
Electric Door Strikes
Proximity Pads

BUDGET

\$100,000

SCHEDULE

(CALENDAR YEAR)

PLANNING / DESIGN

Q1 2015 (Actual: 11/2015)

IMPLEMENTATION

Q2 2017 (Actual: 05/2017)

COMPLETE

Q1 2018 (Actual: 12/2018)

MUSIC



COMPLETE

SCOPE

140 Instruments delivered

TECHNOLOGY



COMPLETE

SCOPE

471 Items Delivered

FLAG:

COMMENTS:

GLADES MIDDLE SCHOOL



Address	16700 SW 48 COURT, MIRAMAR 33027
Location Number	2021
Board District	2
Board Member	Patricia Good
ADEFP Budget	\$892,000
Total Facilities Budget	\$486,000

PRIMARY RENOVATIONS

CURRENT PHASE

HIRE CONTRACTOR

PROJECT UPDATE

The school is in the process of hiring a contractor to complete its renovations.

PROJECT SCOPE

Building Envelope Improvements	\$78,000
HVAC Improvements	\$308,000

2020 RESET SCHEDULE

(CALENDAR YEAR)

PROJECT PLANNING

Q2 2017 - Q2 2017

HIRE DESIGNER

Q2 2017 - Q4 2017

PROJECT DESIGN

Q4 2017 - Q1 2022

HIRE CONTRACTOR

Q1 2022 - Q3 2023

ACTIVE CONSTRUCTION

Q3 2023 - Q2 2025

CONSTRUCTION CLOSEOUT

Q2 2025 - Q3 2025

ORIGINAL SCHEDULE Q4 2019

2018 SCHEDULE Q3 2020

SCHOOL CHOICE ENHANCEMENT (SCEP)

CURRENT PHASE

COMPLETE

DELIVERED

Apple iPad
Books
Tablets
Recordex
Laptops
P.E. Equipment
Camera for TV Production System
Technology Supplies
HDMI Cables

BUDGET

\$100,000

SCHEDULE

(CALENDAR YEAR)

PLANNING / DESIGN

Q1 2015 (Actual: 11/2015)

IMPLEMENTATION

Q1 2017 (Actual: 01/2017)

COMPLETE

Q4 2017 (Actual: 05/2018)

MUSIC



COMPLETE

SCOPE

78 Instruments delivered

TECHNOLOGY



COMPLETE

SCOPE

680 Items Delivered

FLAG:

COMMENTS:

GRIFFIN ELEMENTARY SCHOOL



Address	5050 SW 116 AVENUE, COOPER CITY 33330
Location Number	2851
Board District	6
Board Member	Laurie Rich Levinson
ADEFP Budget	\$4,868,143
Total Facilities Budget	\$4,226,208

PRIMARY RENOVATIONS

CURRENT PHASE

ACTIVE CONSTRUCTION

PROJECT UPDATE

Roofing repairs are complete.

PROJECT SCOPE

Additional Funding - Board Approved 07/24/18 (JJ-1)	\$1,868,208
Building Envelope Improvements	\$958,000
Fire Alarm	\$294,000
HVAC Improvements	\$585,000
Media Center Improvements	\$313,000
PE/Athletic Improvements	\$10,000
Safety / Security Upgrade	\$98,000

2020 RESET SCHEDULE

(CALENDAR YEAR)

PROJECT PLANNING

Q1 2016 - Q1 2016

HIRE DESIGNER

Q1 2016 - Q3 2016

PROJECT DESIGN

Q4 2016 - Q2 2018

HIRE CONTRACTOR

Q1 2017 - Q3 2018

ACTIVE CONSTRUCTION

Q3 2018 - Q3 2021

CONSTRUCTION CLOSEOUT

Q3 2021 - Q4 2021

ORIGINAL SCHEDULE Q4 2018

2018 SCHEDULE Q4 2019

SCHOOL CHOICE ENHANCEMENT (SCEP)

CURRENT PHASE

COMPLETE

DELIVERED

Projectors
 Student Computers
 Document Cameras
 Marquee
 New Structure for Pre K-2 Playground
 Tables
 Café Stack Chairs
 2-seat Sofa Arm Chairs

BUDGET

\$100,000

SCHEDULE

(CALENDAR YEAR)

PLANNING / DESIGN

Q1 2016 (Actual: 01/2016)

IMPLEMENTATION

Q2 2016 (Actual: 06/2016)

COMPLETE

Q1 2020 (Actual: 03/2020)

MUSIC



COMPLETE

SCOPE

588 Instruments delivered

TECHNOLOGY




COMPLETE

SCOPE

257 Items Delivered

FLAG:
 COMMENTS:

GULFSTREAM ACADEMY OF HALLANDALE BEACH K-8 (F.K.A. HALLANDALE ADULT & COMMUNITY CENTER)



Address	1000 SW 3RD STREET, HALLANDALE 33009
Location Number	0592
Board District	1
Board Member	Ann Murray
ADEFP Budget	\$5,973,700
Total Facilities Budget	\$5,644,700

PRIMARY RENOVATIONS

CURRENT PHASE

ACTIVE CONSTRUCTION

PROJECT UPDATE

Improvements to the HVAC chiller room and media center are underway.

PROJECT SCOPE

Building Envelope Improvements	\$199,700
Electrical Improvements	\$319,000
Fire Sprinklers	\$692,000
HVAC Improvements	\$1,374,158
Improvements to or Replacement of Building 1	\$436,000
Improvements to or Replacement of Building 12	\$267,000
Improvements to or Replacement of Building 7	\$270,000
Improvements to or Replacement of Building 9	\$1,301,000
Media Center Improvements	\$133,000
Safety / Security Upgrade	\$131,000
Scope Modification – Re-roof Building #13 & #14 (Complete)	\$383,000
Scope Modification – FCU Replacement (Complete)	\$38,842

2020 RESET SCHEDULE

(CALENDAR YEAR)

PROJECT PLANNING

Q3 2016 - Q3 2016

HIRE DESIGNER

Q3 2016 - Q2 2017

PROJECT DESIGN

Q2 2017 - Q4 2018

HIRE CONTRACTOR

Q1 2018 - Q2 2019

ACTIVE CONSTRUCTION

Q2 2019 - Q3 2021

CONSTRUCTION CLOSEOUT

Q3 2021 - Q4 2021

ORIGINAL SCHEDULE Q4 2019

2018 SCHEDULE Q1 2021

SCHOOL CHOICE ENHANCEMENT (SCEP)

CURRENT PHASE

COMPLETE

DELIVERED

Student Laptops

Carts

Murals

BUDGET

\$100,000

SCHEDULE

(CALENDAR YEAR)

PLANNING / DESIGN

Q1 2016 (Actual: 01/2016)

IMPLEMENTATION

Q4 2016 (Actual: 11/2016)

COMPLETE

Q3 2017 (Actual: 02/2018)

FLAG:

COMMENTS: Project schedule advanced 34 days.

GULFSTREAM ACADEMY OF HALLANDALE BEACH K-8 (F.K.A. HALLANDALE ELEMENTARY)



Address	900 SW 8TH STREET, HALLANDALE 33009
Location Number	0131
Board District	1
Board Member	Ann Murray
ADEFP Budget	\$2,809,821
Total Facilities Budget	\$2,334,821

PRIMARY RENOVATIONS

CURRENT PHASE

ACTIVE CONSTRUCTION

PROJECT UPDATE

The school has hired a contractor to complete its renovations.

PROJECT SCOPE

Additional Funding - Board Approved 10/20/20 (JJ-2)	\$1,144,821
Building Envelope Improvements	\$414,000
HVAC Improvements	\$676,000

2020 RESET SCHEDULE

(CALENDAR YEAR)

PROJECT PLANNING

Q2 2017 - Q3 2017

HIRE DESIGNER

Q3 2017 - Q2 2018

PROJECT DESIGN

Q2 2018 - Q4 2019

HIRE CONTRACTOR

Q3 2018 - Q1 2021

ACTIVE CONSTRUCTION

Q1 2021 - Q4 2022

CONSTRUCTION CLOSEOUT

Q4 2022 - Q1 2023

ORIGINAL SCHEDULE Q3 2020

2018 SCHEDULE Q1 2021

SCHOOL CHOICE ENHANCEMENT (SCEP)

This \$100k will not be disbursed since Gulfstream Academy (formerly know as Hallandale Adult Center) is using the \$100k allocated for the campus.

MUSIC



COMPLETE

SCOPE

99 Instruments Delivered

TECHNOLOGY



COMPLETE

SCOPE

336 Items Delivered

FLAG:

COMMENTS:

GULFSTREAM EARLY LEARNING CENTER OF EXCELLENCE



Address	120 SW 4 AVENUE, HALLANDALE 33009
Location Number	3931
Board District	1
Board Member	Ann Murray
ADEFP Budget	\$6,713,492
Total Facilities Budget	\$6,430,000

PRIMARY RENOVATIONS

CURRENT PHASE

ACTIVE CONSTRUCTION

PROJECT UPDATE

The school has hired a contractor to complete its renovations.

PROJECT SCOPE

Additional Funding - Board Approved 8/19/20 (JJ-2)	\$1,584,000
Building Envelope Improvements	\$946,264
Fire Alarm	\$487,000
Funding Repurposed - Board Approved 8/19/2020 (JJ-2)	\$1,674,637
HVAC Improvements	\$1,556,099
Improvements to or Replacement of Building 4	\$82,000

2020 RESET SCHEDULE

(CALENDAR YEAR)

PROJECT PLANNING

Q2 2017 - Q3 2017

HIRE DESIGNER

Q2 2017 - Q1 2018

PROJECT DESIGN

Q1 2018 - Q1 2020

HIRE CONTRACTOR

Q1 2020 - Q1 2021

ACTIVE CONSTRUCTION

Q1 2021 - Q2 2023

CONSTRUCTION CLOSEOUT

Q2 2023 - Q2 2023

ORIGINAL SCHEDULE Q3 2020

2018 SCHEDULE Q2 2021

SCHOOL CHOICE ENHANCEMENT (SCEP)

CURRENT PHASE IMPLEMENTATION

BUDGET
\$100,000

SCHEDULE (CALENDAR YEAR)

DELIVERED

IN PROGRESS

Gator
Outdoor Picnic Benches
Two-way Radios

Additional Gator
Bathroom Renovations

PLANNING / DESIGN

Q1 2016 (Actual: 01/2016)

IMPLEMENTATION

Q2 2019 (Actual: 04/2019)

COMPLETE

TBD

TECHNOLOGY

✓
COMPLETE

SCOPE

83 Items Delivered

FLAG:
COMMENTS:

HALLANDALE MAGNET HIGH SCHOOL



Address	720 NW 9 AVENUE, HALLANDALE 33009
Location Number	0403
Board District	1
Board Member	Ann Murray
ADEFP Budget	\$7,946,666
Total Facilities Budget	\$8,392,911

PRIMARY RENOVATIONS

CURRENT PHASE

HIRE CONTRACTOR

PROJECT UPDATE

The school is in the process of hiring a contractor to complete its renovations.

PROJECT SCOPE

Building Envelope Improvements	\$977,000
Electrical Improvements	\$653,000
Fire Alarm	\$1,006,000
Fire Sprinklers	\$2,130,000
Funding Repurposed From Legacy Project	\$64,666
HVAC Improvements	\$559,000
Media Center improvements	\$382,000
STEM Lab Improvements	\$1,248,000

2020 RESET SCHEDULE

(CALENDAR YEAR)

PROJECT PLANNING

Q3 2017 - Q4 2017

HIRE DESIGNER

Q3 2017 - Q2 2018

PROJECT DESIGN

Q2 2018 - Q4 2020

HIRE CONTRACTOR

Q1 2021 - Q3 2022

ACTIVE CONSTRUCTION

Q3 2022 - Q2 2025

CONSTRUCTION CLOSEOUT

Q2 2025 - Q2 2025

ORIGINAL SCHEDULE Q4 2020

2018 SCHEDULE Q1 2022

SCHOOL CHOICE ENHANCEMENT (SCEP)

CURRENT PHASE

IMPLEMENTATION

DELIVERED

Gym Floor Covering
 Smart Tv's Promethean Bundle
 Activpanels
 Golf Cart
 Jazz Band Instruments
 Basketball Gym Scoreboards

BUDGET

\$100,000

SCHEDULE

(CALENDAR YEAR)

PLANNING / DESIGN

Q4 2018 (Actual: 11/2018)

IMPLEMENTATION

Q3 2019 (Actual: 09/2019)

COMPLETE

TBD

ATHLETICS



COMPLETE

SCOPE

Track and Weight Room

MUSIC



COMPLETE

SCOPE

272 Instruments delivered

TECHNOLOGY



COMPLETE


SCOPE

569 Items Delivered

FLAG:

COMMENTS:

HARBORDALE ELEMENTARY SCHOOL



Address	900 SE 15 STREET, FORT LAUDERDALE 33316
Location Number	0491
Board District	3
Board Member	Sarah Leonardi
ADEFP Budget	\$1,384,000
Total Facilities Budget	\$1,149,000

PRIMARY RENOVATIONS

CURRENT PHASE

HIRE CONTRACTOR

PROJECT UPDATE

The school is in the process of hiring a contractor to complete its renovations.

PROJECT SCOPE

Building Envelope Improvements	\$190,000
HVAC Improvements	\$859,000

2020 RESET SCHEDULE

(CALENDAR YEAR)

PROJECT PLANNING

Q2 2017 - Q3 2017

HIRE DESIGNER

Q3 2017 - Q1 2018

PROJECT DESIGN

Q2 2018 - Q3 2019

HIRE CONTRACTOR

Q2 2018 - Q3 2021

ACTIVE CONSTRUCTION

Q3 2021 - Q4 2023

CONSTRUCTION CLOSEOUT

Q4 2023 - Q1 2024

ORIGINAL SCHEDULE Q3 2020

2018 SCHEDULE Q2 2021

SCHOOL CHOICE ENHANCEMENT (SCEP)

CURRENT PHASE IMPLEMENTATION DELIVERED

Ipad
Ipad Cases
Ipad Cart
Recordex
Lenovo 100e Laptops
Earthwalk Carts
Pre-existing Laptop Cart Cables
Stage Curtains
Marquee

BUDGET
\$100,000

SCHEDULE (CALENDAR YEAR)

PLANNING / DESIGN

Q4 2018 (Actual: 11/2018)

IMPLEMENTATION

Q2 2019 (Actual: 05/2019)

COMPLETE

TBD

MUSIC



COMPLETE

SCOPE

108 Instruments delivered

TECHNOLOGY



COMPLETE

SCOPE

182 Items Delivered

FLAG COMMENTS:

HAWKES BLUFF ELEMENTARY SCHOOL



Address	5900 SW 160 AVENUE, DAVIE 33331
Location Number	3131
Board District	2
Board Member	Patricia Good
ADEFP Budget	\$7,352,437
Total Facilities Budget	\$6,909,437

PRIMARY RENOVATIONS

CURRENT PHASE

ACTIVE CONSTRUCTION

PROJECT UPDATE

The installation of a cap sheet on Building 5 is underway.

PROJECT SCOPE

Additional Funding - Board Approved 05/07/19 (JJ-4)	\$3,906,437
Building Envelope Improvements	\$1,234,000
HVAC Improvements	\$1,669,000

2020 RESET SCHEDULE

(CALENDAR YEAR)

PROJECT PLANNING

Q2 2016 - Q2 2016

HIRE DESIGNER

Q2 2016 - Q1 2017

PROJECT DESIGN

Q1 2017 - Q1 2019

HIRE CONTRACTOR

Q4 2017 - Q3 2019

ACTIVE CONSTRUCTION

Q3 2019 - Q3 2021

CONSTRUCTION CLOSEOUT

Q3 2021 - Q4 2021

ORIGINAL SCHEDULE Q2 2019

2018 SCHEDULE Q3 2020

SCHOOL CHOICE ENHANCEMENT (SCEP)

CURRENT PHASE

COMPLETE

DELIVERED

Student Chairs
 LCD Projector
 Primary Playground Upgrades
 Classroom Blinds
 Shade Structure
 Additional Blinds

BUDGET

\$100,000

SCHEDULE

(CALENDAR YEAR)

PLANNING / DESIGN

Q1 2016 (Actual: 01/2016)

IMPLEMENTATION

Q4 2016 (Actual: 10/2016)

COMPLETE

Q2 2018 (Actual: 09/2019)

MUSIC



COMPLETE

SCOPE

239 Instruments delivered

TECHNOLOGY



COMPLETE

SCOPE

300 Items Delivered

FLAG:

COMMENTS: Project schedule advanced 63 days.

HENRY D. PERRY EDUCATION CENTER



Address	3400 WILDCAT WAY, MIRAMAR 33023
Location Number	1011
Board District	1
Board Member	Ann Murray
ADEFP Budget	\$9,720,580
Total Facilities Budget	\$9,408,580

PRIMARY RENOVATIONS

CURRENT PHASE

ACTIVE CONSTRUCTION

PROJECT UPDATE

Roofing repairs are being made on Building 3.

PROJECT SCOPE

Additional Funding - Board Approved 8/19/20 (JJ-6)	\$3,501,580
Building Envelope Improvements	\$2,145,000
Fire Alarm	\$461,000
Fire Sprinklers	\$15,000
HVAC Improvements	\$3,186,000

2020 RESET SCHEDULE

(CALENDAR YEAR)

PROJECT PLANNING

Q2 2017 - Q2 2017

HIRE DESIGNER

Q2 2017 - Q4 2017

PROJECT DESIGN

Q4 2017 - Q2 2019

HIRE CONTRACTOR

Q2 2019 - Q4 2020

ACTIVE CONSTRUCTION

Q4 2020 - Q2 2024

CONSTRUCTION CLOSEOUT

Q2 2024 - Q3 2024

ORIGINAL SCHEDULE Q2 2020

2018 SCHEDULE Q2 2021

SCHOOL CHOICE ENHANCEMENT (SCEP)

CURRENT PHASE

COMPLETE

DELIVERED

Indoor Furniture
Cafeteria Tables
Students Chairs
Students Desks
Laptop Carts

BUDGET

\$100,000

SCHEDULE

(CALENDAR YEAR)

PLANNING / DESIGN

Q4 2017 (Actual: 11/2017)

IMPLEMENTATION

Q1 2019 (Actual: 02/2019)

COMPLETE

Q3 2020 (Actual: 10/2019)

MUSIC



COMPLETE

SCOPE

26 Instruments delivered

TECHNOLOGY



COMPLETE

SCOPE

71 Items Delivered

FLAG:

COMMENTS:

HERON HEIGHTS ELEMENTARY SCHOOL



Address	11010 NOB HILL ROAD, PARKLAND 33076
Location Number	3961
Board District	4
Board Member	Lori Alhadeff
ADEFP Budget	\$2,160,694
Total Facilities Budget	\$757,000

PRIMARY RENOVATIONS

CURRENT PHASE

HIRE CONTRACTOR

PROJECT UPDATE

The school is in the process of hiring a contractor to complete its renovations.

PROJECT SCOPE

Building Envelope Improvements	\$200,000
Conversion of Existing Space to Music and/or Art Lab(s)	\$169,000
HVAC Improvements	\$152,000
Music Room Renovation	\$136,000

2020 RESET SCHEDULE

(CALENDAR YEAR)

PROJECT PLANNING

Q4 2017 - Q1 2018

HIRE DESIGNER

Q3 2017 - Q3 2018

PROJECT DESIGN

Q3 2018 - Q2 2021

HIRE CONTRACTOR

Q1 2019 - Q1 2022

ACTIVE CONSTRUCTION

Q1 2022 - Q3 2023

CONSTRUCTION CLOSEOUT

Q3 2023 - Q4 2023

ORIGINAL SCHEDULE Q4 2020

2018 SCHEDULE Q2 2021

SCHOOL CHOICE ENHANCEMENT (SCEP)

CURRENT PHASE IMPLEMENTATION DELIVERED

Marquee
Lenovo Laptops

BUDGET
\$100,000

SCHEDULE (CALENDAR YEAR)

PLANNING / DESIGN

Q4 2018 (Actual: 11/2018)

IMPLEMENTATION

Q2 2019 (Actual: 05/2019)

COMPLETE

TBD

MUSIC



COMPLETE

SCOPE

104 Instruments delivered

TECHNOLOGY



COMPLETE

SCOPE

836 Items Delivered

FLAG COMMENTS:

HOLLYWOOD CENTRAL ELEMENTARY SCHOOL



Address	1700 MONROE STREET, HOLLYWOOD 33020
Location Number	0121
Board District	1
Board Member	Ann Murray
ADEFP Budget	\$9,029,350
Total Facilities Budget	\$8,758,350

PRIMARY RENOVATIONS

CURRENT PHASE

ACTIVE CONSTRUCTION

PROJECT UPDATE

Roofing repairs and the installation of an HVAC unit are currently underway.

PROJECT SCOPE

Additional Funding - Board Approved 05/19/20 (JJ-20)	\$3,841,350
Building Envelope Improvements	\$2,155,000
Electrical Improvements	\$676,000
HVAC Improvements	\$1,887,000
Safety / Security Upgrade	\$99,000

2020 RESET SCHEDULE

(CALENDAR YEAR)

PROJECT PLANNING

Q2 2017 - Q2 2017

HIRE DESIGNER

Q2 2017 - Q4 2017

PROJECT DESIGN

Q4 2017 - Q1 2019

HIRE CONTRACTOR

Q4 2018 - Q3 2020

ACTIVE CONSTRUCTION

Q3 2020 - Q4 2022

CONSTRUCTION CLOSEOUT

Q4 2022 - Q4 2022

ORIGINAL SCHEDULE Q2 2020

2018 SCHEDULE Q1 2021

SCHOOL CHOICE ENHANCEMENT (SCEP)

CURRENT PHASE

PLANNING/DESIGN

BUDGET

\$100,000

SCHEDULE

(CALENDAR YEAR)

PLANNING / DESIGN

Q4 2017 (Actual: 11/2017)

IMPLEMENTATION

TBD

COMPLETE

TBD

MUSIC



COMPLETE

SCOPE

175 Instruments delivered

TECHNOLOGY



COMPLETE

SCOPE

337 Items Delivered

FLAG:

COMMENTS:

HOLLYWOOD HILLS ELEMENTARY SCHOOL



Address	3501 TAFT STREET, HOLLYWOOD 33021
Location Number	0111
Board District	1
Board Member	Ann Murray
ADEFP Budget	\$3,464,000
Total Facilities Budget	\$3,099,000

PRIMARY RENOVATIONS

CURRENT PHASE

PROJECT DESIGN

PROJECT UPDATE

Drawings are being developed by a professional design team. Once complete, a contractor will be hired to begin construction.

PROJECT SCOPE

Building Envelope Improvements	\$915,000
Electrical Improvements	\$400,000
Fire Sprinklers	\$329,000
HVAC Improvements	\$1,255,000
Safety / Security Upgrade	\$84,000
Scope Modification – Pump Replacement (Complete)	\$16,000

2020 RESET SCHEDULE

(CALENDAR YEAR)

PROJECT PLANNING

Q2 2017 - Q3 2017

HIRE DESIGNER

Q3 2017 - Q3 2019

PROJECT DESIGN

Q1 2018 - Q3 2021

HIRE CONTRACTOR

Q3 2021 - Q3 2022

ACTIVE CONSTRUCTION

Q3 2022 - Q4 2024

CONSTRUCTION CLOSEOUT

Q4 2024 - Q2 2025

ORIGINAL SCHEDULE Q3 2020

2018 SCHEDULE Q4 2021

SCHOOL CHOICE ENHANCEMENT (SCEP)

CURRENT PHASE

IMPLEMENTATION

DELIVERED

Novo Pros	Aiphone
Ipads	Digital Marquee
Student Laptop	Think Pads
Teacher Laptops	
Earthwalk Carts and Wiring	
Outdoor Wireless Network Access Point	
Ipad Charging Carts	
Fencing For The Car Loop Area	

BUDGET

\$100,000

SCHEDULE

(CALENDAR YEAR)

PLANNING / DESIGN

Q4 2018 (Actual: 11/2018)

IMPLEMENTATION

Q1 2020 (Actual: 01/2020)

COMPLETE

TBD

MUSIC



COMPLETE

SCOPE

229 Instruments delivered

TECHNOLOGY



COMPLETE

SCOPE

537 Items Delivered

FLAG:

COMMENTS:

HOLLYWOOD HILLS HIGH SCHOOL



Address	5400 STIRLING ROAD, HOLLYWOOD 33021
Location Number	1661
Board District	1
Board Member	Ann Murray
ADEFP Budget	\$23,262,351
Total Facilities Budget	\$22,196,351

PRIMARY RENOVATIONS

CURRENT PHASE

ACTIVE CONSTRUCTION

PROJECT UPDATE

The demolition of the existing roof is underway as part of the school's roofing repairs.

PROJECT SCOPE

Additional Funding - Board Approved 03/19/2019 (JJ-2)	\$7,154,351
Electrical Improvements	\$1,689,000
Fire Alarm	\$1,007,000
Fire Sprinklers	\$1,678,000
HVAC Improvements	\$3,861,000
Media Center Improvements	\$505,000
Roof Replacement	\$3,568,000
Safety / Security Upgrade	\$47,000
STEM Lab Improvements	\$2,166,000

2020 RESET SCHEDULE

(CALENDAR YEAR)

PROJECT PLANNING

Q2 2016 - Q2 2016

HIRE DESIGNER

Q2 2016 - Q1 2017

PROJECT DESIGN

Q1 2017 - Q1 2019

HIRE CONTRACTOR

Q3 2016 - Q2 2019

ACTIVE CONSTRUCTION

Q2 2019 - Q3 2022

CONSTRUCTION CLOSEOUT

Q3 2022 - Q4 2022

ORIGINAL SCHEDULE Q4 2019

2018 SCHEDULE Q3 2021

SCHOOL CHOICE ENHANCEMENT (SCEP)

CURRENT PHASE

COMPLETE

DELIVERED

Two-way Radios
 Front Office Furniture
 Chairs
 Plastic Tables
 Trophy Cases
 Conference Chairs
 Guidance Rooms Furniture
 Two-way Radios Delivered

BUDGET

\$100,000

SCHEDULE

(CALENDAR YEAR)

PLANNING / DESIGN

Q1 2016 (Actual: 01/2016)

IMPLEMENTATION

Q4 2016 (Actual: 12/2016)

COMPLETE

Q1 2018 (Actual: 05/2018)

ATHLETICS



COMPLETE

SCOPE

Track and Weight Room

MUSIC



COMPLETE

SCOPE

161 Instruments delivered

TECHNOLOGY



COMPLETE

SCOPE

1,131 Items Delivered

FLAG:

COMMENTS:

HOLLYWOOD PARK ELEMENTARY SCHOOL



Address	901 N 69 WAY, HOLLYWOOD 33024
Location Number	1761
Board District	1
Board Member	Ann Murray
ADEFP Budget	\$7,308,250
Total Facilities Budget	\$7,065,250

PRIMARY RENOVATIONS

CURRENT PHASE

ACTIVE CONSTRUCTION

PROJECT UPDATE

Electrical improvements and the demolition of the media center and restroom are currently underway.

PROJECT SCOPE

Additional Funding - Board Approved 2/19/20 (JJ-2)	\$2,780,250
Building Envelope Improvements	\$1,500,000
Electrical Improvements	\$665,000
Fire Sprinklers	\$669,000
HVAC Improvements	\$1,068,000
Media Center Improvements	\$283,000

2020 RESET SCHEDULE

(CALENDAR YEAR)

PROJECT PLANNING

Q1 2016 - Q2 2016

HIRE DESIGNER

Q2 2016 - Q1 2017

PROJECT DESIGN

Q1 2017 - Q2 2019

HIRE CONTRACTOR

Q2 2017 - Q2 2020

ACTIVE CONSTRUCTION

Q2 2020 - Q2 2023

CONSTRUCTION CLOSEOUT

Q2 2023 - Q3 2023

ORIGINAL SCHEDULE Q2 2019

2018 SCHEDULE Q1 2021

SCHOOL CHOICE ENHANCEMENT (SCEP)

CURRENT PHASE

COMPLETE

DELIVERED

Cafeteria LCD Projector

Laptops

Speakers

Control Center

Playground Upgrades

BUDGET

\$100,000

SCHEDULE

(CALENDAR YEAR)

PLANNING / DESIGN

Q1 2016 (Actual: 01/2016)

IMPLEMENTATION

Q2 2017 (Actual: 06/2017)

COMPLETE

Q1 2020 (Actual: 03/2020)

MUSIC



COMPLETE

SCOPE

219 Instruments delivered

TECHNOLOGY



COMPLETE

SCOPE

202 Items Delivered

FLAG:

COMMENTS:

HORIZON ELEMENTARY SCHOOL



Address	2101 PINE ISLAND ROAD, SUNRISE 33322
Location Number	2531
Board District	5
Board Member	Dr. Rosalind Osgood
ADEFP Budget	\$1,889,000
Total Facilities Budget	\$1,639,000

PRIMARY RENOVATIONS

CURRENT PHASE

ACTIVE CONSTRUCTION

PROJECT UPDATE

The school has hired a contractor to complete its renovations.

PROJECT SCOPE

Additional Funding - Board Approved 7/21/20 (JJ-2)	\$726,000
Building Envelope Improvements	\$207,000
HVAC Improvements	\$405,000
Media Center Improvements	\$201,000

2020 RESET SCHEDULE

(CALENDAR YEAR)

PROJECT PLANNING

Q2 2017 - Q3 2017

HIRE DESIGNER

Q2 2017 - Q1 2018

PROJECT DESIGN

Q1 2018 - Q3 2019

HIRE CONTRACTOR

Q2 2019 - Q1 2021

ACTIVE CONSTRUCTION

Q1 2021 - Q4 2022

CONSTRUCTION CLOSEOUT

Q4 2022 - Q4 2022

ORIGINAL SCHEDULE Q1 2020

2018 SCHEDULE Q1 2021

SCHOOL CHOICE ENHANCEMENT (SCEP)

CURRENT PHASE

COMPLETE

DELIVERED

Badge Maker	Laptops Carts
Outdoor PA System	Morning Show Equipment
Printers	Reading Tables
Classroom Rugs	Lenovo 300e & 100e
Recordex	
Digital Poster Maker	
Laptops	

BUDGET

\$100,000

SCHEDULE

(CALENDAR YEAR)

PLANNING / DESIGN

Q4 2017 (Actual: 11/2017)

IMPLEMENTATION

Q2 2018 (Actual: 06/2018)

COMPLETE

Q2 2019 (Actual: 08/2019)

MUSIC



COMPLETE

SCOPE

368 Instruments delivered

TECHNOLOGY



COMPLETE

SCOPE

195 Items Delivered

FLAG:

COMMENTS:

INDIAN RIDGE MIDDLE SCHOOL



Address	1355 NOB HILL ROAD, DAVIE 33324
Location Number	3471
Board District	6
Board Member	Laurie Rich Levinson
ADEFP Budget	\$6,850,102
Total Facilities Budget	\$6,160,102

PRIMARY RENOVATIONS

CURRENT PHASE

CLOSEOUT

PROJECT UPDATE

All campus renovations are complete.

PROJECT SCOPE

Additional Funding - Board Approved 11/07/17 (JJ-10)	\$945,102
Art Room Renovation and Equipment	\$85,000
Building Envelope Improvements	\$2,895,000
Conversion of Existing Space to Music and/or Art Lab(s)	\$606,000
HVAC Improvements	\$1,008,000
Music Room Renovation	\$521,000

2020 RESET SCHEDULE

(CALENDAR YEAR)

PROJECT PLANNING

Q1 2016 - Q1 2016

HIRE DESIGNER

Q1 2016 - Q3 2016

PROJECT DESIGN

Q3 2016 - Q2 2017

HIRE CONTRACTOR

Q2 2017 - Q4 2017

ACTIVE CONSTRUCTION

Q4 2017 - Q1 2019

CONSTRUCTION CLOSEOUT

Q1 2019 - Q3 2019

ORIGINAL SCHEDULE Q4 2018

2018 SCHEDULE Q1 2019

SCHOOL CHOICE ENHANCEMENT (SCEP)

CURRENT PHASE

COMPLETE

DELIVERED

Staff Computers
 Student Computers
 Printers

BUDGET

\$100,000

SCHEDULE

(CALENDAR YEAR)

PLANNING / DESIGN

Q1 2016 (Actual: 01/2016)

IMPLEMENTATION

Q3 2016 (Actual: 08/2016)

COMPLETE

Q2 2017 (Actual: 04/2017)

MUSIC



COMPLETE

SCOPE

67 Instruments delivered

TECHNOLOGY



COMPLETE

SCOPE

813 Items Delivered

FLAG:

COMMENTS:

INDIAN TRACE ELEMENTARY SCHOOL



Address	400 INDIAN TRACE, WESTON 33326
Location Number	3181
Board District	6
Board Member	Laurie Rich Levinson
ADEFP Budget	\$3,889,000
Total Facilities Budget	\$3,630,000

PRIMARY RENOVATIONS

CURRENT PHASE

PROJECT DESIGN

PROJECT UPDATE

Drawings are being developed by a professional design team. Once complete, a contractor will be hired to begin construction.

PROJECT SCOPE

Building Envelope Improvements	\$1,306,000
Fire Alarm	\$269,000
HVAC Improvements	\$1,658,000
Scope Modification – Chiller Replacement (Complete)	\$297,000

2020 RESET SCHEDULE (CALENDAR YEAR)

PROJECT PLANNING

Q2 2017 - Q2 2017

HIRE DESIGNER

Q2 2017 - Q4 2019

PROJECT DESIGN

Q1 2018 - Q3 2021

HIRE CONTRACTOR

Q3 2021 - Q4 2022

ACTIVE CONSTRUCTION

Q4 2022 - Q3 2025

CONSTRUCTION CLOSEOUT

Q3 2025 - Q4 2025

ORIGINAL SCHEDULE Q2 2020

2018 SCHEDULE Q4 2021

SCHOOL CHOICE ENHANCEMENT (SCEP)

CURRENT PHASE

COMPLETE

DELIVERED

Re-keying of the campus
Electric strike
Playground construction

BUDGET

\$100,000

SCHEDULE (CALENDAR YEAR)

PLANNING / DESIGN

Q4 2017 (Actual: 11/2017)

IMPLEMENTATION

Q2 2018 (Actual: 05/2018)

COMPLETE

Q1 2020 (Actual: 03/2020)

MUSIC



COMPLETE

SCOPE

199 Instruments delivered

TECHNOLOGY




COMPLETE

SCOPE

246 Items Delivered

FLAG:
COMMENTS:

J.P. TARAVELLA HIGH SCHOOL



Address	10600 RIVERSIDE DRIVE, CORAL SPRINGS 33071
Location Number	2751
Board District	4
Board Member	Lori Alhadeff
ADEFP Budget	\$18,328,554
Total Facilities Budget	\$16,220,000

PRIMARY RENOVATIONS

CURRENT PHASE

ACTIVE CONSTRUCTION

PROJECT UPDATE

Cooling tower form work, STEM lab demolition, and fire sprinkler piping are underway on campus.

PROJECT SCOPE

Additional Funding - Board Approved 9/15/20 (JJ-1)	\$4,709,000
Building Envelope Improvements	\$1,441,000
Fire Sprinklers	\$2,236,000
HVAC Improvements	\$5,798,000
Media Center Improvements	\$406,000
Safety / Security Upgrade	\$65,000
STEM Lab Improvements	\$1,044,000

2020 RESET SCHEDULE

(CALENDAR YEAR)

PROJECT PLANNING

Q1 2017 - Q1 2017

HIRE DESIGNER

Q1 2017 - Q4 2017

PROJECT DESIGN

Q4 2017 - Q1 2020

HIRE CONTRACTOR

Q1 2017 - Q4 2020

ACTIVE CONSTRUCTION

Q4 2020 - Q3 2023

CONSTRUCTION CLOSEOUT

Q3 2023 - Q4 2023

ORIGINAL SCHEDULE Q2 2020

2018 SCHEDULE Q4 2021

SCHOOL CHOICE ENHANCEMENT (SCEP)

CURRENT PHASE IMPLEMENTATION DELIVERED

BUDGET
\$100,000

SCHEDULE (CALENDAR YEAR)

PLANNING / DESIGN

Q4 2017 (Actual: 11/2017)

IMPLEMENTATION

Q2 2018 (Actual: 06/2018)

COMPLETE

TBD

Technology
Floor machine
Facilities equipment
Student desks
Outdoor benches
Cafeteria tables
Door strikes
Water Bottle Filling Stations

ATHLETICS



COMPLETE

SCOPE

Track and Weight Room

MUSIC



COMPLETE

SCOPE

125 Instruments delivered

TECHNOLOGY



COMPLETE

SCOPE

1,295 Items Delivered

FLAG:
COMMENTS:

JAMES S. HUNT ELEMENTARY SCHOOL



Address	7800 NW 35 COURT, CORAL SPRINGS 33065
Location Number	1971
Board District	4
Board Member	Lori Alhadeff
ADEFP Budget	\$5,267,000
Total Facilities Budget	\$4,933,000

PRIMARY RENOVATIONS

CURRENT PHASE

PROJECT DESIGN

PROJECT UPDATE

Drawings are being developed by a professional design team.
Once complete, a contractor will be hired to begin construction.

PROJECT SCOPE

Building Envelope Improvements	\$547,000
Fire Alarm	\$293,000
Fire Sprinklers	\$739,000
HVAC Improvements	\$2,722,000
Media Center Improvements	\$333,000
Scope Modification – Chiller Replacement (Complete)	\$199,000

2020 RESET SCHEDULE

(CALENDAR YEAR)

PROJECT PLANNING

Q3 2017 - Q3 2017

HIRE DESIGNER

Q3 2017 - Q2 2018

PROJECT DESIGN

Q2 2018 - Q2 2021

HIRE CONTRACTOR

Q3 2021 - Q3 2022

ACTIVE CONSTRUCTION

Q3 2022 - Q2 2025

CONSTRUCTION CLOSEOUT

Q2 2025 - Q3 2025

ORIGINAL SCHEDULE Q3 2020

2018 SCHEDULE Q2 2022

SCHOOL CHOICE ENHANCEMENT (SCEP)

CURRENT PHASE

COMPLETE

DELIVERED

Document Cameras	Laptop Carrying Case
Projectors	Printers
Power Adaptors	Two-way Radios with Earpieces
Student Laptops	
Staff and Admin Laptops	
Laptop Carts	
Laptop Cart Wiring	

BUDGET

\$100,000

SCHEDULE

(CALENDAR YEAR)

PLANNING / DESIGN

Q4 2018 (Actual: 11/2018)

IMPLEMENTATION

Q2 2019 (Actual: 05/2019)

COMPLETE

Q3 2020 (Actual: 07/2020)

MUSIC



COMPLETE

SCOPE

435 Instruments delivered

TECHNOLOGY



COMPLETE

SCOPE

320 Items Delivered

FLAG:

COMMENTS:

JAMES S. RICKARDS MIDDLE SCHOOL



Address	6000 NE 9 AVENUE, OAKLAND PARK 33334
Location Number	2121
Board District	3
Board Member	Sarah Leonardi
ADEFP Budget	\$10,981,080
Total Facilities Budget	\$10,558,080

PRIMARY RENOVATIONS

CURRENT PHASE

ACTIVE CONSTRUCTION

PROJECT UPDATE

Renovations are currently paused.

PROJECT SCOPE

Additional Funding - Board Approved 09/17/19 (JJ-1)	\$5,449,080
Building Envelope Improvements	\$2,058,000
Electrical Improvements	\$353,000
Fire Alarm	\$461,000
Fire Sprinklers	\$13,000
HVAC Improvements	\$1,339,654
Media Center Improvements	\$441,000
Safety / Security Upgrade	\$108,000
Scope Modification – Chiller Replacement (Complete)	\$235,346

2020 RESET SCHEDULE

(CALENDAR YEAR)

PROJECT PLANNING

Q1 2016 - Q1 2016

HIRE DESIGNER

Q1 2016 - Q3 2016

PROJECT DESIGN

Q3 2016 - Q1 2019

HIRE CONTRACTOR

Q2 2017 - Q4 2019

ACTIVE CONSTRUCTION

Q4 2019 - Q3 2022

CONSTRUCTION CLOSEOUT

Q3 2022 - Q4 2022

ORIGINAL SCHEDULE Q3 2019

2018 SCHEDULE Q1 2021

SCHOOL CHOICE ENHANCEMENT (SCEP)

CURRENT PHASE

COMPLETE

DELIVERED

BUDGET

\$100,000

SCHEDULE

(CALENDAR YEAR)

PLANNING / DESIGN

Q1 2016 (Actual: 01/2016)

IMPLEMENTATION

Q2 2017 (Actual: 04/2017)

COMPLETE

Q1 2020 (Actual: 02/2020)

Floor Mats	Dehumidifier
Outdoor Metal Bleachers	Laptops
Flat Screen TVs	Tables For Teacher's Lounge
Clay Extruder	Chairs
Two-way Radios	Laminator
Indoor Furniture	Electric Strike
Projectors	Digital Marquee

TECHNOLOGY



COMPLETE

SCOPE

496 Items Delivered

FLAG:

COMMENTS:

LAKE FOREST ELEMENTARY SCHOOL



Address	3550 SW 48 AVENUE, PEMBROKE PARK 33023
Location Number	0831
Board District	1
Board Member	Ann Murray
ADEFP Budget	\$3,971,142
Total Facilities Budget	\$3,690,142

PRIMARY RENOVATIONS

CURRENT PHASE

ACTIVE CONSTRUCTION

PROJECT UPDATE

A new HVAC chiller is currently being installed on campus.

PROJECT SCOPE

Additional Funding - Board Approved 02/5/19 (JJ-1)	\$1,202,142
Building Envelope Improvements	\$1,198,000
HVAC Improvements	\$715,000
Scope Modification – Re-roof of Building #4 (Complete)	\$475,000

2020 RESET SCHEDULE

(CALENDAR YEAR)

PROJECT PLANNING

Q4 2016 - Q4 2016

HIRE DESIGNER

Q4 2016 - Q1 2017

PROJECT DESIGN

Q1 2017 - Q4 2018

HIRE CONTRACTOR

Q2 2017 - Q2 2019

ACTIVE CONSTRUCTION

Q2 2019 - Q1 2022

CONSTRUCTION CLOSEOUT

Q1 2022 - Q2 2022

ORIGINAL SCHEDULE Q1 2019

2018 SCHEDULE Q2 2020

SCHOOL CHOICE ENHANCEMENT (SCEP)

CURRENT PHASE

IMPLEMENTATION

DELIVERED

Projector	Digital Scanner (STAR Machine)
Teacher Chairs	Canopy
Blinds	Teacher Desktop
Studio Equipment	Computer Mice
Office Chairs	Tablet
Headphones	Cafeteria Projection System
Stools	Single Cassette Recorders
Portable Cooler	
Traffic/Safety Cones	
Cone bars and Cart	

BUDGET

\$100,000

IN PROGRESS

Projector
Logitech Webcam
Ion Defense Sanitizing
Electrostatic Sprayer
Traffic Cones

SCHEDULE

(CALENDAR YEAR)

PLANNING / DESIGN

Q4 2016 (Actual: 12/2016)

IMPLEMENTATION

Q2 2018 (Actual: 05/2018)

COMPLETE

TBD

MUSIC



COMPLETE

SCOPE

608 Instruments delivered

TECHNOLOGY



COMPLETE

SCOPE

456 Items Delivered

FLAG:

COMMENTS:

LAKESIDE ELEMENTARY SCHOOL



Address	900 NW 136 AVENUE, PEMBROKE PINES 33028
Location Number	3591
Board District	2
Board Member	Patricia Good
ADEFP Budget	\$4,891,240
Total Facilities Budget	\$4,384,240

PRIMARY RENOVATIONS

CURRENT PHASE

ACTIVE CONSTRUCTION

PROJECT UPDATE

Contractors are currently preparing the campus for construction.

PROJECT SCOPE

Additional Funding - Board Approved 05/19/20 (JJ-17)	\$1,385,240
Building Envelope Improvements	\$1,231,000
HVAC Improvements	\$1,668,000

2020 RESET SCHEDULE

(CALENDAR YEAR)

PROJECT PLANNING

Q3 2017 - Q3 2017

HIRE DESIGNER

Q3 2017 - Q1 2018

PROJECT DESIGN

Q1 2018 - Q1 2019

HIRE CONTRACTOR

Q3 2019 - Q4 2020

ACTIVE CONSTRUCTION

Q4 2020 - Q4 2022

CONSTRUCTION CLOSEOUT

Q4 2022 - Q1 2023

ORIGINAL SCHEDULE Q3 2020

2018 SCHEDULE Q2 2021

SCHOOL CHOICE ENHANCEMENT (SCEP)

CURRENT PHASE

IMPLEMENTATION

DELIVERED

Promethean Boards
 Stools
 Portable Workstations
 Flexible Chairs
 Digital Marquee

BUDGET

\$100,000

IN PROGRESS

Lenovo 300e
 Promethean ActivPanel
 Nickel 65" Board
 Promethean Fixed
 Height Mobile Stand

SCHEDULE

(CALENDAR YEAR)

PLANNING / DESIGN

Q4 2018 (Actual: 11/2018)

IMPLEMENTATION

Q4 2019 (Actual: 11/2019)

COMPLETE

TBD

MUSIC



COMPLETE

SCOPE

361 Instruments delivered

TECHNOLOGY



COMPLETE

SCOPE

372 Items Delivered

FLAG:

COMMENTS:

LANIER-JAMES EDUCATION CENTER



Address	1050 NW 7TH COURT, HALLANDALE 33009
Location Number	0405
Board District	1
Board Member	Ann Murray
ADEFP Budget	\$162,000
Total Facilities Budget	\$100,000

SCHOOL CHOICE ENHANCEMENT (SCEP)

CURRENT PHASE COMPLETE

BUDGET
\$100,000

SCHEDULE (CALENDAR YEAR)

PLANNING / DESIGN

Q1 2015 (Actual: 11/2015)

IMPLEMENTATION

Q2 2017 (Actual: 06/2017)

COMPLETE

Q2 2018 (Actual: 03/2020)

DELIVERED

School Study Carrels
Laptops
Weight Room Equipment
Media Center Furniture
Digital Marquee
Snow Cone Maker
Hot Air Popcorn Maker
Hubsan X4 H107CHD Quadcopter with HD Camera
Inflatable Ball Chair

FLAG:
COMMENTS:

LARKDALE ELEMENTARY SCHOOL



Address	3250 NW 12 PLACE, LAUDERHILL 33311
Location Number	0621
Board District	5
Board Member	Dr. Rosalind Osgood
ADEFP Budget	\$2,899,350
Total Facilities Budget	\$2,790,350

PRIMARY RENOVATIONS

CURRENT PHASE

ACTIVE CONSTRUCTION

PROJECT UPDATE

Contractors are currently preparing the campus for construction.

PROJECT SCOPE

Additional Funding - Board Approved 8/19/20 (JJ-3)	\$1,289,350
Building Envelope Improvements	\$331,000
Fire Alarm	\$294,000
HVAC Improvements	\$626,000
Improvements to or Replacement of Building 1	\$150,000

2020 RESET SCHEDULE

(CALENDAR YEAR)

PROJECT PLANNING

Q2 2017 - Q3 2017

HIRE DESIGNER

Q3 2017 - Q1 2018

PROJECT DESIGN

Q1 2018 - Q2 2019

HIRE CONTRACTOR

Q2 2018 - Q4 2020

ACTIVE CONSTRUCTION

Q4 2020 - Q2 2022

CONSTRUCTION CLOSEOUT

Q2 2022 - Q3 2022

ORIGINAL SCHEDULE Q3 2020

2018 SCHEDULE Q2 2021

SCHOOL CHOICE ENHANCEMENT (SCEP)

CURRENT PHASE IMPLEMENTATION IN PROGRESS

Digital Marquee

BUDGET
\$100,000

SCHEDULE
(CALENDAR YEAR)

PLANNING / DESIGN

Q4 2018 (Actual: 11/2018)

IMPLEMENTATION

Q4 2020 (Actual: 11/2020)

COMPLETE

TBD

TECHNOLOGY

✓
COMPLETE

SCOPE

22 Items Delivered

FLAG:
COMMENTS:

LAUDERDALE LAKES MIDDLE SCHOOL



Address	3911 NW 30 AVENUE, LAUDERDALE LAKES 33309
Location Number	1701
Board District	5
Board Member	Dr. Rosalind Osgood
ADEFP Budget	\$7,024,378
Total Facilities Budget	\$6,758,378

PRIMARY RENOVATIONS

CURRENT PHASE

ACTIVE CONSTRUCTION

PROJECT UPDATE

Media center renovations and roofing repairs are complete.

PROJECT SCOPE

Additional Funding - Board Approved 7/21/20 (JJ-21)	\$177,378
Fire Alarm	\$461,000
Fire Sprinklers	\$2,311,000
Media Center Improvements	\$363,000
Roof repair, stucco and waterproof, interior repairs, HVAC - evaluation, T&B and repair. Replace 4 AHUs and provide dehumidification.	\$3,346,000

2020 RESET SCHEDULE

(CALENDAR YEAR)

PROJECT PLANNING

Q4 2015 - Q4 2015

HIRE DESIGNER

Q4 2015 - Q3 2016

PROJECT DESIGN

Q3 2016 - Q3 2017

HIRE CONTRACTOR

Q2 2017 - Q2 2018

ACTIVE CONSTRUCTION

Q2 2018 - Q3 2021

CONSTRUCTION CLOSEOUT

Q3 2021 - Q4 2021

ORIGINAL SCHEDULE Q1 2019

2018 SCHEDULE Q3 2019

SCHOOL CHOICE ENHANCEMENT (SCEP)

CURRENT PHASE

COMPLETE

DELIVERED

Digital Marquee	Digital Marquee
Shoot-a-way Machine	Outdoor Benches
Tour De France Bikes	Window Wraps
Flight Simulator	Promethean Board
Pilot Simulator	
Dance Floor	
Row Machines	

BUDGET
\$100,000

SCHEDULE
(CALENDAR YEAR)

PLANNING / DESIGN

Q1 2015 (Actual: 11/2015)

IMPLEMENTATION

Q2 2017 (Actual: 04/2017)

COMPLETE

Q1 2018 (Actual: 08/2020)

MUSIC



COMPLETE

SCOPE

633 Instruments delivered

TECHNOLOGY



COMPLETE

SCOPE

224 Items Delivered

FLAG:

COMMENTS: Project schedule advanced 75 days.

LAUDERDALE MANORS EARLY LEARNING AND RESOURCE CENTER



Address	1400 NW 14 COURT, FORT LAUDERDALE 33311
Location Number	0431
Board District	5
Board Member	Dr. Rosalind Osgood
ADEFP Budget	\$7,111,500
Total Facilities Budget	\$7,050,500

PRIMARY RENOVATIONS

CURRENT PHASE

HIRE CONTRACTOR

PROJECT UPDATE

The school is in the process of hiring a contractor to complete its renovations.

PROJECT SCOPE

Additional Funding - Board Approved 03/31/20 (10)	\$3,976,444
Building Envelope Improvements	\$1,336,807
HVAC Improvements	\$1,502,000
Renovate Restroom	\$135,249

2020 RESET SCHEDULE

(CALENDAR YEAR)

PROJECT PLANNING

Q2 2016 - Q2 2016

HIRE DESIGNER

Q2 2016 - Q1 2017

PROJECT DESIGN

Q1 2017 - Q2 2021

HIRE CONTRACTOR

Q4 2017 - Q3 2021

ACTIVE CONSTRUCTION

Q3 2021 - Q4 2023

CONSTRUCTION CLOSEOUT

Q4 2023 - Q1 2024

ORIGINAL SCHEDULE Q1 2019

2018 SCHEDULE Q2 2021

SCHOOL CHOICE ENHANCEMENT (SCEP)

CURRENT PHASE

COMPLETE

BUDGET

\$100,000

SCHEDULE

(CALENDAR YEAR)

PLANNING / DESIGN

Q1 2015 (Actual: 11/2015)

IMPLEMENTATION

Q4 2016 (Actual: 11/2016)

COMPLETE

Q1 2020 (Actual: 03/2020)

DELIVERED

Chairs	Toner
Tables	Microwave
Two Golf Carts	Fan
Cafeteria Furniture	Table
Laptops	Refrigerator
Facilities Equipment	Door Wraps
Marquee Sign Letters	Power Chargers
Bulletin Boards	Playground Upgrades
Outdoor Benches	Picnic Table
Chairs and Furniture	Portable Air Pump
Two-way Radios	Tire Inflator
Printer	Lectern With Mics and a Fridge

FLAG:

COMMENTS:

A photograph of the exterior of the Lauderhill 6-12 STEM-Med building. The building is a single-story structure with a light-colored facade and a blue horizontal trim line. Above the entrance, a large sign reads "LAUDERHILL" in bold, black, sans-serif capital letters. Below this, in smaller text, is "6-12" and "STEM-MED". To the left of the text is a black silhouette of a bulldog mascot. The entrance consists of several glass doors with blue frames. To the left of the entrance, there are several picnic tables and benches. A palm tree is visible on the right side of the frame. The sky is overcast with grey clouds.

Address	1901 NW 49 AVENUE, LAUDERHILL 33313
Location Number	1391
Board District	5
Board Member	Dr. Rosalind Osgood
ADEFP Budget	\$6,658,000
Total Facilities Budget	\$6,226,000

Fire Alarm	\$461,000
Fire Sprinklers	\$1,218,000
HVAC Improvements	\$1,879,000
Media Center Improvements	\$579,000
Roof Repairs, New Elevator, Remodel Mezzanine, Covered Walkway, Gym Lights	\$1,868,000

2018 SCHEDULE Q1 2021

440 Instruments delivered

LAUDERHILL COMMUNITY SCHOOL AT PARK LAKES LEARNING CENTER



Address	4747 NW 14TH STREET, LAUDERHILL 33313
Location Number	1382
Board District	5
Board Member	Dr. Rosalind Osgood
ADEFP Budget	\$744,000
Total Facilities Budget	\$744,000

PRIMARY RENOVATIONS

CURRENT PHASE

HIRE CONTRACTOR

PROJECT UPDATE

The school is in the process of hiring a contractor to complete its renovations.

PROJECT SCOPE

Building Envelope Improvements	\$203,000
Fire Alarm	\$252,000
HVAC Improvements	\$73,000
Media Center Improvements	\$116,000

2020 RESET SCHEDULE

(CALENDAR YEAR)

PROJECT PLANNING

Q3 2017 - Q4 2017

HIRE DESIGNER

Q3 2017 - Q2 2018

PROJECT DESIGN

Q2 2018 - Q2 2020

HIRE CONTRACTOR

Q2 2019 - Q4 2021

ACTIVE CONSTRUCTION

Q4 2021 - Q1 2023

CONSTRUCTION CLOSEOUT

Q1 2023 - Q2 2023

ORIGINAL SCHEDULE Q2 2020

2018 SCHEDULE Q2 2021

SCHOOL CHOICE ENHANCEMENT (SCEP)

CURRENT PHASE

COMPLETE

BUDGET

\$100,000

SCHEDULE

(CALENDAR YEAR)

PLANNING / DESIGN

Q4 2018 (Actual: 11/2018)

IMPLEMENTATION

Q2 2019 (Actual: 04/2019)

COMPLETE

Q1 2020 (Actual: 09/2019)

Radios

Lenovo Desktop Computers

Laptop Carts

FLAG:

COMMENTS:

LAUDERHILL-PAUL TURNER ELEMENTARY SCHOOL



Address	1500 NW 49 AVENUE, LAUDERHILL 33313
Location Number	1381
Board District	5
Board Member	Dr. Rosalind Osgood
ADEFP Budget	\$2,791,000
Total Facilities Budget	\$2,395,000

PRIMARY RENOVATIONS

CURRENT PHASE

HIRE CONTRACTOR

PROJECT UPDATE

The school is in the process of hiring a contractor to complete its renovations.

PROJECT SCOPE

Building Envelope Improvements	\$1,235,000
Fire Sprinklers	\$912,000
HVAC Improvements	\$148,000

2020 RESET SCHEDULE

(CALENDAR YEAR)

PROJECT PLANNING

Q2 2017 - Q3 2017

HIRE DESIGNER

Q3 2017 - Q1 2018

PROJECT DESIGN

Q2 2018 - Q3 2019

HIRE CONTRACTOR

Q3 2019 - Q3 2021

ACTIVE CONSTRUCTION

Q3 2021 - Q4 2023

CONSTRUCTION CLOSEOUT

Q4 2023 - Q1 2024

ORIGINAL SCHEDULE Q3 2020

2018 SCHEDULE Q3 2021

SCHOOL CHOICE ENHANCEMENT (SCEP)

CURRENT PHASE

PLANNING/DESIGN

BUDGET

\$100,000

SCHEDULE

(CALENDAR YEAR)

PLANNING / DESIGN

Q4 2018 (Actual: 11/2018)

IMPLEMENTATION

TBD

COMPLETE

TBD

MUSIC



COMPLETE

SCOPE

202 Instruments delivered

TECHNOLOGY



COMPLETE

SCOPE

258 Items Delivered

FLAG:

COMMENTS:

LIBERTY ELEMENTARY SCHOOL



Address	2450 BANKS ROAD, MARGATE 33063
Location Number	3821
Board District	7
Board Member	Nora Rupert
ADEFP Budget	\$1,008,093
Total Facilities Budget	\$565,093

PRIMARY RENOVATIONS

CURRENT PHASE

CLOSEOUT

PROJECT UPDATE

All campus renovations are complete.

PROJECT SCOPE

Additional Funding - Board Approved 12/10/19 (JJ-5)	\$88,093
Conversion of Existing Space to Music and/or Art Lab(s)	\$169,000
HVAC Improvements	\$65,000
Music Room Renovation	\$136,000
PE/Athletic Improvements	\$7,000

2020 RESET SCHEDULE

(CALENDAR YEAR)

PROJECT PLANNING

Q2 2017 - Q2 2017

HIRE DESIGNER

Q2 2017 - Q4 2017

PROJECT DESIGN

Q1 2018 - Q1 2019

HIRE CONTRACTOR

Q2 2019 - Q1 2020

ACTIVE CONSTRUCTION

Q1 2020 - Q4 2020

CONSTRUCTION CLOSEOUT

Q4 2020 - Q2 2021

ORIGINAL SCHEDULE Q1 2020

2018 SCHEDULE Q1 2021

SCHOOL CHOICE ENHANCEMENT (SCEP)

CURRENT PHASE

COMPLETE

DELIVERED

Chairs

TVs for the Classrooms

Cafeteria Sound System

Media TV Production System

Digital Marquee

BUDGET

\$100,000

SCHEDULE

(CALENDAR YEAR)

PLANNING / DESIGN

Q1 2015 (Actual: 11/2015)

IMPLEMENTATION

Q1 2016 (Actual: 02/2016)

COMPLETE

Q2 2018 (Actual: 11/2017)

MUSIC



COMPLETE

SCOPE

381 Instruments delivered

TECHNOLOGY



COMPLETE

SCOPE

394 Items Delivered

FLAG:

COMMENTS:

LLOYD ESTATES ELEMENTARY SCHOOL



Address	750 NW 41 STREET, OAKLAND PARK 33309
Location Number	1091
Board District	3
Board Member	Sarah Leonardi
ADEFP Budget	\$2,581,000
Total Facilities Budget	\$2,352,000

PRIMARY RENOVATIONS

CURRENT PHASE

HIRE CONTRACTOR

PROJECT UPDATE

The school is in the process of hiring a contractor to complete its renovations.

PROJECT SCOPE

Building Envelope Improvements	\$625,000
Fire Alarm	\$293,000
Fire Sprinklers	\$280,000
HVAC Improvements	\$870,000
Media Center Improvements	\$184,000

2020 RESET SCHEDULE

(CALENDAR YEAR)

PROJECT PLANNING

Q2 2016 - Q3 2016

HIRE DESIGNER

Q2 2016 - Q1 2017

PROJECT DESIGN

Q1 2017 - Q4 2020

HIRE CONTRACTOR

Q2 2018 - Q3 2021

ACTIVE CONSTRUCTION

Q3 2021 - Q1 2024

CONSTRUCTION CLOSEOUT

Q1 2024 - Q2 2024

ORIGINAL SCHEDULE Q2 2019

2018 SCHEDULE Q1 2021

SCHOOL CHOICE ENHANCEMENT (SCEP)

CURRENT PHASE

COMPLETE

DELIVERED

Two-way Radios
 Poster Maker
 LCD Projectors
 Digital Cameras
 Recordex

BUDGET

\$100,000

SCHEDULE

(CALENDAR YEAR)

PLANNING / DESIGN

Q1 2016 (Actual: 01/2016)

IMPLEMENTATION

Q4 2016 (Actual: 11/2016)

COMPLETE

Q1 2017 (Actual: 03/2017)

MUSIC



COMPLETE

SCOPE

390 Instruments delivered

TECHNOLOGY



COMPLETE

SCOPE

253 Items Delivered

FLAG:

COMMENTS:

LYONS CREEK MIDDLE SCHOOL



Address	4333 SOL PRESS BOULEVARD, COCONUT CREEK 33073
Location Number	3101
Board District	7
Board Member	Nora Rupert
ADEFP Budget	\$3,767,502
Total Facilities Budget	\$3,149,000

PRIMARY RENOVATIONS

CURRENT PHASE

PROJECT DESIGN

PROJECT UPDATE

Drawings are being developed by a professional design team. Once complete, a contractor will be hired to begin construction.

PROJECT SCOPE

Art Room Renovation and Equipment	\$85,000
Building Envelope Improvements	\$1,251,000
Conversion of Existing Space to Music and/or Art Lab(s)	\$928,000
HVAC Improvements	\$264,000
Music Room Renovation	\$521,000

2020 RESET SCHEDULE (CALENDAR YEAR)

PROJECT PLANNING

Q3 2017 - Q1 2018

HIRE DESIGNER

Q3 2017 - Q2 2020

PROJECT DESIGN

Q2 2019 - Q4 2021

HIRE CONTRACTOR

Q4 2019 - Q3 2022

ACTIVE CONSTRUCTION

Q3 2022 - Q3 2025

CONSTRUCTION CLOSEOUT

Q3 2025 - Q4 2025

ORIGINAL SCHEDULE Q4 2020

2018 SCHEDULE Q4 2022

SCHOOL CHOICE ENHANCEMENT (SCEP)

CURRENT PHASE

IMPLEMENTATION

DELIVERED

School Name on Building
 Lenovo 100E
 Pre-existing Laptop Cart Wiring
 Aiphone at the SPE
 Digital Marquee

BUDGET

\$100,000

SCHEDULE (CALENDAR YEAR)

PLANNING / DESIGN

Q4 2018 (Actual: 11/2018)

IMPLEMENTATION

Q1 2019 (Actual: 03/2019)

COMPLETE

TBD

MUSIC



COMPLETE

SCOPE

135 Instruments delivered

TECHNOLOGY



COMPLETE

SCOPE

351 Items Delivered

FLAG:

COMMENTS:

MANATEE BAY ELEMENTARY SCHOOL



Address	19200 SW 36 STREET, WESTON 33332
Location Number	3841
Board District	6
Board Member	Laurie Rich Levinson
ADEFP Budget	\$3,093,861
Total Facilities Budget	\$2,484,661

PRIMARY RENOVATIONS

CURRENT PHASE

CLOSEOUT

PROJECT UPDATE

All campus renovations are complete.

PROJECT SCOPE

Additional Funding - Board Approved 10/17/17 (JJ-14)	\$625,661
Art Room Renovation and Equipment	\$65,000
Building Envelope Improvements	\$862,000
Conversion of Existing Space to Music and/or Art Lab(s)	\$339,000
HVAC Improvements	\$357,000
Music Room Renovation	\$136,000

2020 RESET SCHEDULE

(CALENDAR YEAR)

PROJECT PLANNING

Q1 2016 - Q1 2016

HIRE DESIGNER

Q1 2016 - Q3 2016

PROJECT DESIGN

Q3 2016 - Q2 2017

HIRE CONTRACTOR

Q1 2017 - Q4 2017

ACTIVE CONSTRUCTION

Q4 2017 - Q4 2018

CONSTRUCTION CLOSEOUT

Q4 2018 - Q4 2018

ORIGINAL SCHEDULE Q4 2018

2018 SCHEDULE Q4 2018

SCHOOL CHOICE ENHANCEMENT (SCEP)

CURRENT PHASE

COMPLETE

DELIVERED

6' Benches with Canopies	Shade Structure for the Playground
Computers	
Carts	Media Production Upgrade
Robotics Material	Classroom Tables
Two-way Radios	VGA adapters
Printers	
Storage Shelving	

BUDGET

\$100,000

SCHEDULE

(CALENDAR YEAR)

PLANNING / DESIGN

Q1 2016 (Actual: 01/2016)

IMPLEMENTATION

Q2 2016 (Actual: 06/2016)

COMPLETE

Q4 2017 (Actual: 04/2018)

MUSIC



COMPLETE

SCOPE

260 Instruments delivered

TECHNOLOGY



COMPLETE

SCOPE

512 Items Delivered

FLAG:

COMMENTS:

MAPLEWOOD ELEMENTARY SCHOOL



Address	9850 RAMBLEWOOD DRIVE, CORAL SPRINGS 33071
Location Number	2741
Board District	4
Board Member	Lori Alhadeff
ADEFP Budget	\$5,418,455
Total Facilities Budget	\$5,037,455

PRIMARY RENOVATIONS – PHASE 1

CURRENT PHASE

ACTIVE CONSTRUCTION

PROJECT UPDATE

Media center renovations and fire sprinkler installations are currently underway.

PROJECT SCOPE

ADA Restrooms & Fire Sprinkler @ Restrooms	\$955,505
Additional Funding - Board Approved 12/10/19 (JJ-1)	\$2,295,826
Bldg Envelope Impr. (Roof, Window, Ext Wall, etc.)	\$1,030,429
Fire Alarm	\$293,695

PRIMARY RENOVATIONS – PHASE 2

CURRENT PHASE

ACTIVE CONSTRUCTION

PROJECT SCOPE

HVAC Improvements	\$104,000
Media Center Improvements	\$258,000

SCHOOL CHOICE ENHANCEMENT (SCEP)

CURRENT PHASE

COMPLETE

BUDGET

\$100,000

SCHEDULE

(CALENDAR YEAR)

PLANNING / DESIGN

Q1 2015 (Actual: 11/2015)

IMPLEMENTATION

Q3 2016 (Actual: 08/2016)

COMPLETE

Q1 2020 (Actual: 03/2020)

DELIVERED

Stage sound system
 Projector
 Playground shade structure
 Playground PIP

FLAG:

COMMENTS:

2020 RESET SCHEDULE*

(CALENDAR YEAR)

PROJECT PLANNING

PHS1 Q4 2015 – Q4 2015 | PHS2 Q2 2017 – Q2 2017

HIRE DESIGNER

PHS1 Q4 2015 – Q3 2016 | PHS2 Q2 2017 – Q4 2017

PROJECT DESIGN

PHS1 Q3 2016 – Q1 2019 | PHS2 Q1 2018 – Q2 2019

HIRE CONTRACTOR

PHS1 Q2 2018 – Q1 2020 | PHS2 Q2 2019 – Q1 2020

ACTIVE CONSTRUCTION

PHS1 Q1 2020 – Q3 2022 | PHS2 Q1 2020 – Q3 2021

CONSTRUCTION CLOSEOUT

PHS1 Q3 2022 – Q4 2022 | PHS2 Q3 2021 – Q4 2021

ORIGINAL SCHEDULE

PHS1 Q2 2019 | PHS2 Q1 2020

2018 SCHEDULE

PHS1 Q4 2020 | PHS2 Q1 2021

MUSIC



COMPLETE

SCOPE

237 Instruments delivered

TECHNOLOGY



COMPLETE

SCOPE

229 Items Delivered

MARGATE ELEMENTARY SCHOOL



Address	6300 NW 18 STREET, MARGATE 33063
Location Number	1161
Board District	7
Board Member	Nora Rupert
ADEFP Budget	\$4,960,753
Total Facilities Budget	\$4,523,753

PRIMARY RENOVATIONS – PHASE 1

CURRENT PHASE

ACTIVE CONSTRUCTION

PROJECT UPDATE

Art room renovations and the demolition of Buildings 13 through 16 are currently underway.

PROJECT SCOPE

Bldg Envelope Impr. (Roof, Window, Ext Wall, etc.)	\$2,238,752
Conversion of Existing Space to Music and/or Art Lab(s)	\$160,000
Fire Sprinklers	\$531,000
HVAC Improvements	\$640,461
Music Room Renovation	\$136,000
Scope Modification – RTU Replacement (Complete)	\$25,539

PRIMARY RENOVATIONS – Classroom Addition

CURRENT PHASE

PROJECT DESIGN

PROJECT SCOPE

Improvements to or Replacement of building 1	\$683,000
Scope Modification – Demolition	\$1

SCHOOL CHOICE ENHANCEMENT (SCEP)

CURRENT PHASE IMPLEMENTATION

DELIVERED

Bookcases
Student Computers
Aiphone & Strike

BUDGET

\$100,000

IN PROGRESS

Access Card Reader

SCHEDULE (CALENDAR YEAR)

PLANNING / DESIGN

Q1 2015 (Actual: 11/2015)

IMPLEMENTATION

Q1 2016 (Actual: 01/2016)

COMPLETE

TBD

MUSIC



COMPLETE

SCOPE

485 Instruments Delivered

TECHNOLOGY



COMPLETE

SCOPE

391 Items Delivered

FLAG:
COMMENTS:

MARGATE MIDDLE SCHOOL



Address	500 NW 65 AVENUE, MARGATE 33063
Location Number	0581
Board District	7
Board Member	Nora Rupert
ADEFP Budget	\$9,122,000
Total Facilities Budget	\$8,736,000

PRIMARY RENOVATIONS

CURRENT PHASE

PROJECT DESIGN

PROJECT UPDATE

Drawings are being developed by a professional design team. Once complete, a contractor will be hired to begin construction.

PROJECT SCOPE

Art Room Renovation and Equipment	\$85,000
Building Envelope Improvements	\$4,288,000
Conversion of Existing Space to Music and/or Art Lab(s)	\$284,000
Electrical Improvements	\$371,000
Fire Alarm	\$461,000
Fire Sprinklers	\$1,412,000
HVAC Improvements	\$1,135,000
Media Center Improvements	\$543,000
Safety / Security Upgrade	\$57,000

2020 RESET SCHEDULE (CALENDAR YEAR)

PROJECT PLANNING

Q3 2016 - Q2 2016

HIRE DESIGNER

Q3 2016 - Q2 2017

PROJECT DESIGN

Q2 2017 - Q2 2021

HIRE CONTRACTOR

Q1 2018 - Q2 2022

ACTIVE CONSTRUCTION

Q2 2022 - Q4 2024

CONSTRUCTION CLOSEOUT

Q4 2024 - Q1 2025

ORIGINAL SCHEDULE Q1 2020

2018 SCHEDULE Q1 2021

SCHOOL CHOICE ENHANCEMENT (SCEP)

CURRENT PHASE

COMPLETE

DELIVERED

BUDGET

\$100,000

SCHEDULE (CALENDAR YEAR)

PLANNING / DESIGN

Q4 2016 (Actual: 12/2016)

IMPLEMENTATION

Q2 2018 (Actual: 06/2018)

COMPLETE

Q1 2019 (Actual: 12/2020)

Printers	
Student And Teacher Chairs	Elite Carpet Mat
Student Headphones	Traffic Cones
Student Laptops	Folding Chair Cart
Earthwalk Cart	Cone Cart
Student/Teacher Desks	Single Right Pedestal Desk
Gym Scoreboards	File Pedestal
Front Office Furniture	
Two Tier Folding Chair Dolly	
Deluxe Folder Chair	

FLAG:

COMMENTS: Project schedule advanced 17 days.

MUSIC



COMPLETE

SCOPE

328 Instruments delivered

TECHNOLOGY



COMPLETE

SCOPE

300 Items Delivered

MARJORY STONEMAN DOUGLAS HIGH SCHOOL



Address	5901 PINE ISLAND ROAD, PARKLAND 33076
Location Number	3011
Board District	4
Board Member	Lori Alhadeff
ADEFP Budget	\$38,200,519
Total Facilities Budget	\$10,328,805

PRIMARY RENOVATIONS – PHASE 1

CURRENT PHASE

PROJECT DESIGN

PROJECT UPDATE

Drawings are being developed by a professional design team. Once complete, a contractor will be hired to begin construction.

PROJECT SCOPE

Art Room Renovation and Equipment	\$110,000
Bldg Envelope Impr. (Roof, Window, Ext Wall, etc.)	\$2,773,000
HVAC Improvements	\$5,604,000
Install Fire Alarm	\$907,805
Music Room Renovation	\$713,000

PRIMARY RENOVATIONS – PHASE 2 – NEW ADDITION (NOT SMART FUNDED)

CURRENT PHASE

CLOSEOUT

PROJECT SCOPE

New Addition to Replace Building 12	\$18,000,000
-------------------------------------	--------------

SCHOOL CHOICE ENHANCEMENT (SCEP)

CURRENT PHASE

PLANNING/DESIGN

BUDGET

\$100,000

SCHEDULE

(CALENDAR YEAR)

PLANNING / DESIGN

Q4 2018 (Actual: 11/2018)

IMPLEMENTATION

TBD

COMPLETE

TBD

2020 RESET SCHEDULE*

(CALENDAR YEAR)

PROJECT PLANNING

PHS1 Q3 2017 – Q4 2017

PHS2 Q1 2018 – Q2 2018

HIRE DESIGNER

PHS1 Q4 2017 – Q2 2018

PHS2 Q2 2018 – Q3 2018

PROJECT DESIGN

PHS1 Q2 2018 – Q1 2021

PHS2 Q3 2018 – Q2 2019

HIRE CONTRACTOR

PHS1 Q3 2017 – Q3 2021

PHS2 Q2 2018 – Q3 2019

ACTIVE CONSTRUCTION

PHS1 Q3 2021 – Q4 2024

PHS2 Q3 2019 – Q3 2020

CONSTRUCTION CLOSEOUT

PHS1 Q1 2025 – Q1 2025

PHS2 Q3 2020 – Q1 2021

ORIGINAL SCHEDULE

PHS1 Q2 2021

PHS2 Q2 2020

2018 SCHEDULE

PHS1 Q2 2022

PHS2 Q2 2020

ATHLETICS



COMPLETE

SCOPE

Weight Room Renovation

MUSIC



COMPLETE

SCOPE

239 Instruments Delivered

TECHNOLOGY



COMPLETE

SCOPE

1504 Items Delivered

FLAG:

COMMENTS:

MARY M. BETHUNE ELEMENTARY SCHOOL



Address	2400 MEADE STREET, HOLLYWOOD 33020
Location Number	0341
Board District	1
Board Member	Ann Murray
ADEFP Budget	\$3,621,000
Total Facilities Budget	\$3,251,000

PRIMARY RENOVATIONS

CURRENT PHASE

PROJECT DESIGN

PROJECT UPDATE

Drawings are being developed by a professional design team. Once complete, a contractor will be hired to begin construction.

PROJECT SCOPE

Building Envelope Improvements	\$1,537,000
HVAC Improvements	\$444,000
Improvements to or Replacement of Building 4	\$253,000
Improvements to or Replacement of Building 6	\$917,000

2020 RESET SCHEDULE

(CALENDAR YEAR)

PROJECT PLANNING

Q4 2017 - Q4 2017

HIRE DESIGNER

Q3 2017 - Q3 2018

PROJECT DESIGN

Q3 2018 - Q1 2022

HIRE CONTRACTOR

Q1 2022 - Q2 2023

ACTIVE CONSTRUCTION

Q2 2023 - Q3 2025

CONSTRUCTION CLOSEOUT

Q3 2025 - Q3 2025

ORIGINAL SCHEDULE Q2 2020

2018 SCHEDULE Q1 2022

SCHOOL CHOICE ENHANCEMENT (SCEP)

CURRENT PHASE

IMPLEMENTATION

IN PROGRESS

ID Maker
4'x8' Digital Marquee

BUDGET

\$100,000

SCHEDULE

(CALENDAR YEAR)

PLANNING / DESIGN

Q4 2018 (Actual: 11/2018)

IMPLEMENTATION

TBD

COMPLETE

TBD

MUSIC



COMPLETE

SCOPE

149 Instruments delivered

TECHNOLOGY



COMPLETE

SCOPE

356 Items Delivered

FLAG:
COMMENTS:

MCARTHUR HIGH SCHOOL



Address	6501 HOLLYWOOD BOULEVARD, HOLLYWOOD 33024
Location Number	0241
Board District	1
Board Member	Ann Murray
ADEFP Budget	\$17,280,417
Total Facilities Budget	\$16,032,496

PRIMARY RENOVATIONS – PHASE 1

CURRENT PHASE

HIRE CONTRACTOR

PROJECT UPDATE

The school is in the process of hiring a contractor to complete its renovations.

PROJECT SCOPE

Bldg Envelope Impr. (Roof, Window, Ext Wall, etc.)	\$2,005,929
Electrical Improvements	\$1,120,508
Fire Sprinklers	\$1,014,836
HVAC Improvements	\$2,874,604
Media Center Improvements	\$409,875
Safety / Security Upgrade	\$387,842
STEM Lab improvements	\$1,562,902

PRIMARY RENOVATIONS – PHASE 2 – NEW ADDITION

CURRENT PHASE

PROJECT DESIGN

PROJECT SCOPE

Improvements to or Replacement of Bldg. 1	\$635,000
Improvements to or Replacement of Bldg. 6	\$5,800,000

SCHOOL CHOICE ENHANCEMENT (SCEP)

CURRENT PHASE

IMPLEMENTATION

DELIVERED

Golf Carts
Mini Gym Floor Replacement
Conference Table

BUDGET

\$100,000

IN PROGRESS

Security Enhancements
Wraps and Coverings for the Administration Building & SPE
Office Furniture

SCHEDULE

(CALENDAR YEAR)

PLANNING / DESIGN

Q4 2017 (Actual: 11/2017)

IMPLEMENTATION

Q2 2018 (Actual: 06/2018)

COMPLETE

TBD

2020 RESET SCHEDULE*

(CALENDAR YEAR)

PROJECT PLANNING

PHS1 Q1 2017 – Q2 2017 PHS2 Q1 2019 – Q2 2019

HIRE DESIGNER

PHS1 Q2 2017 – Q4 2017 PHS2 Q2 2019 – Q4 2019

PROJECT DESIGN

PHS1 Q4 2017 – Q1 2021 PHS2 Q4 2019 – Q3 2021

HIRE CONTRACTOR

PHS1 Q2 2017 - Q3 2021 PHS2 Q3 2021 - Q1 2022

ACTIVE CONSTRUCTION

PHS1 Q3 2021 - Q4 2024 PHS2 Q1 2022 - Q4 2024

CONSTRUCTION CLOSEOUT

PHS1 Q4 2024 - Q1 2025 PHS2 Q4 2024 - Q1 2025

ORIGINAL SCHEDULE

PHS1 Q4 2020 PHS2 N/A

2018 SCHEDULE

PHS1 Q3 2022 PHS2 Q2 2023

ATHLETICS

✓
COMPLETE

SCOPE

Weight Room Renovations

MUSIC

✓
COMPLETE

SCOPE

382 Instruments Delivered

TECHNOLOGY

✓
COMPLETE

SCOPE

596 Items Delivered

FLAG:

COMMENTS: Project schedule for Phase 1 advanced 56 days.

MCFATTER TECHNICAL COLLEGE, BROWARD FIRE ACADEMY



Address	2600 SW 71 TERRACE, DAVIE 33314
Location Number	2771
Board District	6
Board Member	Laurie Rich Levinson
ADEFP Budget	\$727,512
Total Facilities Budget	\$714,512

PRIMARY RENOVATIONS

CURRENT PHASE

HIRE CONTRACTOR

PROJECT UPDATE

The school is in the process of hiring a contractor to complete its renovations.

PROJECT SCOPE

Additional Funding - Board Approved 09/17/19 (JJ-2)	\$358,512
Building Envelope Improvements	\$149,000
Fire Sprinklers	\$107,000

2020 RESET SCHEDULE

(CALENDAR YEAR)

PROJECT PLANNING

Q2 2017 - Q2 2017

HIRE DESIGNER

Q2 2017 - Q2 2017

PROJECT DESIGN

Q2 2017 - Q1 2021

HIRE CONTRACTOR

Q1 2018 - Q2 2021

ACTIVE CONSTRUCTION

Q2 2021 - Q4 2022

CONSTRUCTION CLOSEOUT

Q4 2022 - Q1 2023

ORIGINAL SCHEDULE Q3 2019

2018 SCHEDULE Q2 2020

SCHOOL CHOICE ENHANCEMENT (SCEP)

CURRENT PHASE

COMPLETE

DELIVERED

Forklift
Breathing Apparatus
Cylinders

BUDGET

\$100,000

SCHEDULE

(CALENDAR YEAR)

PLANNING / DESIGN

Q1 2015 (Actual: 11/2015)

IMPLEMENTATION

Q2 2016 (Actual: 06/2016)

COMPLETE

Q3 2017 (Actual: 06/2017)

FLAG:

COMMENTS:

MCFATTER TECHNICAL HIGH SCHOOL & TECHNICAL COLLEGE



Address	6500 NOVA DRIVE, DAVIE 33317
Location Number	1291
Board District	6
Board Member	Laurie Rich Levinson
ADEFP Budget	\$9,699,585
Total Facilities Budget	\$9,211,585

PRIMARY RENOVATIONS

CURRENT PHASE

ACTIVE CONSTRUCTION

PROJECT UPDATE

Contractors are currently preparing the campus for construction.

PROJECT SCOPE

ADA Renovate Restroom	\$47,525
Additional Funding - Board Approved 10/06/20 (JJ-1)	\$1,740,060
Building Envelope Improvements	\$2,280,000
Electrical Improvements	\$577,000
Fire Alarm	\$672,000
Fire Sprinklers	\$292,000
HVAC Repairs to Include Buildings 1, 2, 4, & 5	\$3,296,000
Media Center Improvements	\$151,000
Safety / Security Upgrade	\$56,000

2020 RESET SCHEDULE

(CALENDAR YEAR)

PROJECT PLANNING

Q2 2016 - Q2 2016

HIRE DESIGNER

Q2 2016 - Q2 2017

PROJECT DESIGN

Q2 2017 - Q2 2020

HIRE CONTRACTOR

Q1 2018 - Q1 2021

ACTIVE CONSTRUCTION

Q1 2021 - Q2 2024

CONSTRUCTION CLOSEOUT

Q2 2024 - Q2 2024

ORIGINAL SCHEDULE Q4 2019

2018 SCHEDULE Q2 2021

SCHOOL CHOICE ENHANCEMENT (SCEP)

CURRENT PHASE

COMPLETE

BUDGET

\$100,000

SCHEDULE

(CALENDAR YEAR)

PLANNING / DESIGN

Q1 2016 (Actual: 01/2016)

IMPLEMENTATION

Q4 2016 (Actual: 10/2016)

COMPLETE

Q1 2018 (Actual: 03/2019)

Recordex
Laptops
Publishing Speed Theater Equipment
Cameras (Video and Still) For Photography
Digital Media
Stage Lighting
Additional Stage Lighting Equipment

FLAG:

COMMENTS: Project schedule advanced 106 days.

MCNAB ELEMENTARY SCHOOL



Address	1350 SE 9 AVENUE, POMPANO BEACH 33060
Location Number	0841
Board District	3
Board Member	Sarah Leonardi
ADEFP Budget	\$3,628,437
Total Facilities Budget	\$3,310,437

PRIMARY RENOVATIONS

CURRENT PHASE

ACTIVE CONSTRUCTION

PROJECT UPDATE

All campus renovations are complete.

PROJECT SCOPE

Additional Funding - Board Approved 11/07/18 (JJ-2)	\$1,915,437
Building Envelope Improvements	\$978,000
HVAC Improvements	\$317,000

2020 RESET SCHEDULE

(CALENDAR YEAR)

PROJECT PLANNING

Q4 2016 - Q4 2016

HIRE DESIGNER

Q4 2016 - Q2 2017

PROJECT DESIGN

Q2 2017 - Q3 2018

HIRE CONTRACTOR

Q4 2017 - Q1 2019

ACTIVE CONSTRUCTION

Q1 2019 - Q3 2021

CONSTRUCTION CLOSEOUT

Q3 2021 - Q4 2021

ORIGINAL SCHEDULE Q2 2019

2018 SCHEDULE Q1 2020

SCHOOL CHOICE ENHANCEMENT (SCEP)

CURRENT PHASE IMPLEMENTATION

BUDGET
\$100,000

SCHEDULE (CALENDAR YEAR)

PLANNING / DESIGN

Q4 2016 (Actual: 12/2016)

IMPLEMENTATION

Q1 2018 (Actual: 01/2018)

COMPLETE

TBD

IN PROGRESS

Playground Upgrades
Shade structure

MUSIC



COMPLETE

SCOPE

459 Instruments delivered

TECHNOLOGY



COMPLETE


SCOPE

203 Items Delivered

FLAG:

COMMENTS: Project schedule advanced 158 days.

MCNICOL MIDDLE SCHOOL



Address	1602 S 27 AVENUE, HOLLYWOOD 33020
Location Number	0481
Board District	1
Board Member	Ann Murray
ADEFP Budget	\$1,610,000
Total Facilities Budget	\$1,445,000

PRIMARY RENOVATIONS

CURRENT PHASE

CLOSEOUT

PROJECT UPDATE

All campus renovations are complete.

PROJECT SCOPE

Building Envelope Improvements	\$276,000
Conversion of Existing Space to Music and/or Art Lab(s)	\$322,000
Fire Sprinklers	\$21,000
HVAC Improvements	\$205,000
Music Room Renovation	\$521,000

2020 RESET SCHEDULE

(CALENDAR YEAR)

PROJECT PLANNING

Q1 2017 - Q1 2017

HIRE DESIGNER

Q1 2017 - Q2 2017

PROJECT DESIGN

Q2 2017 - Q1 2018

HIRE CONTRACTOR

Q1 2018 - Q2 2018

ACTIVE CONSTRUCTION

Q2 2018 - Q4 2019

CONSTRUCTION CLOSEOUT

Q4 2019 - Q1 2020

ORIGINAL SCHEDULE Q2 2019

2018 SCHEDULE Q2 2019

SCHOOL CHOICE ENHANCEMENT (SCEP)

CURRENT PHASE

COMPLETE

BUDGET

\$100,000

SCHEDULE

(CALENDAR YEAR)

PLANNING / DESIGN

Q1 2015 (Actual: 11/2015)

IMPLEMENTATION

Q4 2015 (Actual: 12/2015)

COMPLETE

Q3 2017 (Actual: 10/2017)

MUSIC



COMPLETE

SCOPE

3 Instruments delivered

FLAG:

COMMENTS:

MEADOWBROOK ELEMENTARY SCHOOL



Address	2300 SW 46 AVENUE, FORT LAUDERDALE 33317
Location Number	0761
Board District	3
Board Member	Sarah Leonardi
ADEFP Budget	\$1,266,500
Total Facilities Budget	\$993,500

PRIMARY RENOVATIONS

CURRENT PHASE

ACTIVE CONSTRUCTION

PROJECT UPDATE

Contractors are currently preparing the campus for construction.

PROJECT SCOPE

Building Envelope Improvements	\$134,000
Deduction of Funding - Board Approved 11/4/20 (JJ-4)	(\$167,500)
Electrical Improvements	\$333,000
Fire Sprinklers	\$462,000
HVAC Improvements	\$132,000

2020 RESET SCHEDULE

(CALENDAR YEAR)

PROJECT PLANNING

Q3 2017 - Q3 2017

HIRE DESIGNER

Q3 2017 - Q1 2018

PROJECT DESIGN

Q2 2018 - Q2 2019

HIRE CONTRACTOR

Q2 2018 - Q1 2021

ACTIVE CONSTRUCTION

Q1 2021 - Q2 2022

CONSTRUCTION CLOSEOUT

Q2 2022 - Q3 2022

ORIGINAL SCHEDULE Q2 2020

2018 SCHEDULE Q2 2021

SCHOOL CHOICE ENHANCEMENT (SCEP)

CURRENT PHASE

IMPLEMENTATION

DELIVERED

Electric Strike
Indoor Furniture For Multiple Areas
Projectors
HD Cameras
Laptops
Thinkpad Adapters

BUDGET

\$100,000

IN PROGRESS

Digital Marquee

SCHEDULE

(CALENDAR YEAR)

PLANNING / DESIGN

Q4 2018 (Actual: 11/2018)

IMPLEMENTATION

Q3 2020 (Actual: 09/2020)

COMPLETE

TBD

MUSIC



COMPLETE

SCOPE

307 Instruments delivered

TECHNOLOGY



COMPLETE

SCOPE

472 Items Delivered

FLAG:

COMMENTS:

MILLENNIUM 6-12 COLLEGIATE ACADEMY



Address	5803 NW 94 AVENUE, TAMARAC 33321
Location Number	4772
Board District	4
Board Member	Lori Alhadeff
ADEFP Budget	\$3,549,000
Total Facilities Budget	\$3,035,000

PRIMARY RENOVATIONS

CURRENT PHASE

HIRE CONTRACTOR

PROJECT UPDATE

The school is in the process of hiring a contractor to complete its renovations.

PROJECT SCOPE

Art Room Renovation and Equipment	\$85,000
Building Envelope Improvements	\$1,295,000
Conversion of Existing Space to Music and/or Art Lab(s)	\$284,000
Fire Alarm	\$50,000
HVAC Improvements	\$1,221,000

2020 RESET SCHEDULE

(CALENDAR YEAR)

PROJECT PLANNING

Q2 2017 - Q3 2017

HIRE DESIGNER

Q2 2017 - Q1 2018

PROJECT DESIGN

Q1 2018 - Q2 2021

HIRE CONTRACTOR

Q3 2019 - Q3 2021

ACTIVE CONSTRUCTION

Q3 2021 - Q1 2024

CONSTRUCTION CLOSEOUT

Q1 2024 - Q1 2024

ORIGINAL SCHEDULE Q3 2020

2018 SCHEDULE Q2 2021

SCHOOL CHOICE ENHANCEMENT (SCEP)

CURRENT PHASE

COMPLETE

DELIVERED

Document Cameras
Chemistry Equipment
Media Center Renovation (Furniture)
Recordex

BUDGET

\$100,000

SCHEDULE

(CALENDAR YEAR)

PLANNING / DESIGN

Q4 2017 (Actual: 11/2017)

IMPLEMENTATION

Q1 2018 (Actual: 02/2018)

COMPLETE

Q4 2018 (Actual: 05/2018)

MUSIC



COMPLETE

SCOPE

113 Instruments delivered

TECHNOLOGY



COMPLETE

SCOPE

473 Items Delivered

FLAG:

COMMENTS:

MIRAMAR ELEMENTARY SCHOOL



Address	6831 SW 26 STREET, MIRAMAR 33023
Location Number	0531
Board District	1
Board Member	Ann Murray
ADEFP Budget	\$6,557,935
Total Facilities Budget	\$6,184,935

PRIMARY RENOVATIONS

CURRENT PHASE

CLOSEOUT

PROJECT UPDATE

All campus renovations are complete.

PROJECT SCOPE

Additional Funding - Board Approved 11/07/18 (JJ-1)	\$2,286,935
Building Envelope Improvements	\$855,000
HVAC Improvements	\$2,943,000

2020 RESET SCHEDULE

(CALENDAR YEAR)

PROJECT PLANNING

Q1 2016 - Q2 2016

HIRE DESIGNER

Q1 2016 - Q4 2016

PROJECT DESIGN

Q1 2017 - Q2 2018

HIRE CONTRACTOR

Q3 2017 - Q4 2018

ACTIVE CONSTRUCTION

Q4 2018 - Q4 2019

CONSTRUCTION CLOSEOUT

Q4 2019 - Q2 2021

ORIGINAL SCHEDULE Q1 2019

2018 SCHEDULE Q1 2020

SCHOOL CHOICE ENHANCEMENT (SCEP)

CURRENT PHASE

COMPLETE

DELIVERED

Student Laptops
 Safety Cones
 Document Cameras
 Stage Curtains
 Cafeteria Sound System
 Picnic Tables
 Cafeteria Blinds
 Office Furniture
 Digital Marquee

BUDGET

\$100,000

SCHEDULE

(CALENDAR YEAR)

PLANNING / DESIGN

Q1 2015 (Actual: 11/2015)

IMPLEMENTATION

Q2 2017 (Actual: 05/2017)

COMPLETE

Q2 2018 (Actual: 08/2018)

MUSIC



COMPLETE

SCOPE

224 Instruments delivered

TECHNOLOGY



COMPLETE

SCOPE

335 Items Delivered

FLAG:

COMMENTS:

MIRAMAR HIGH SCHOOL



Address	3601 SW 89 AVENUE, MIRAMAR 33025
Location Number	1751
Board District	2
Board Member	Patricia Good
ADEFP Budget	\$12,674,000
Total Facilities Budget	\$11,528,000

PRIMARY RENOVATIONS

CURRENT PHASE

HIRE CONTRACTOR

PROJECT UPDATE

The school is in the process of hiring a contractor to complete its renovations.

PROJECT SCOPE

Building Envelope Improvements	\$966,000
Conversion of Existing Space to Music and/or Art Lab(s)	\$302,000
Electrical Improvements	\$792,000
Fire Alarm	\$1,174,000
Fire Sprinklers	\$45,000
HVAC Improvements	\$5,301,000
Media Center Improvements	\$870,000
Music Room Renovation	\$713,000
STEM Lab Improvements	\$844,000

2020 RESET SCHEDULE

(CALENDAR YEAR)

PROJECT PLANNING

Q2 2017 - Q2 2017

HIRE DESIGNER

Q2 2017 - Q1 2018

PROJECT DESIGN

Q1 2018 - Q3 2020

HIRE CONTRACTOR

Q2 2017 - Q4 2021

ACTIVE CONSTRUCTION

Q4 2021 - Q3 2024

CONSTRUCTION CLOSEOUT

Q3 2024 - Q3 2024

ORIGINAL SCHEDULE Q1 2021

2018 SCHEDULE Q4 2021

SCHOOL CHOICE ENHANCEMENT (SCEP)

CURRENT PHASE

COMPLETE

DELIVERED

Golf Cart
 Additional Security Cameras
 Scrubber Machine
 Protective Mats for Gym Floor
 Canopy Fabric
 Auditorium Painting
 Signage for the Gym & Stadium
 Additional Parking Spaces

BUDGET

\$100,000

SCHEDULE

(CALENDAR YEAR)

PLANNING / DESIGN

Q4 2017 (Actual: 11/2017)

IMPLEMENTATION

Q4 2018 (Actual: 12/2018)

COMPLETE

Q1 2020 (Actual: 01/2020)

ATHLETICS



COMPLETE

SCOPE

Track and Weight Room

MUSIC



COMPLETE

SCOPE

656 Instruments delivered

TECHNOLOGY



COMPLETE

SCOPE

1,035 Items Delivered

FLAG:

COMMENTS:

MIRROR LAKE ELEMENTARY SCHOOL



Address	1200 NW 72 AVENUE, PLANTATION 33313
Location Number	1841
Board District	5
Board Member	Dr. Rosalind Osgood
ADEFP Budget	\$4,128,400
Total Facilities Budget	\$3,933,400

PRIMARY RENOVATIONS

CURRENT PHASE

ACTIVE CONSTRUCTION

PROJECT UPDATE

Roofing repairs, HVAC improvements, and restroom renovations are currently underway.

PROJECT SCOPE

Additional Funding - Board Approved 07/23/19 (JJ-1)	\$2,113,400
Building Envelope Improvements	\$963,000
Fire Sprinklers	\$225,000
HVAC Improvements	\$357,000
Media Center Improvements	\$175,000

2020 RESET SCHEDULE

(CALENDAR YEAR)

PROJECT PLANNING

Q4 2016 - Q4 2016

HIRE DESIGNER

Q4 2016 - Q2 2017

PROJECT DESIGN

Q3 2017 - Q1 2019

HIRE CONTRACTOR

Q1 2018 - Q4 2019

ACTIVE CONSTRUCTION

Q4 2019 - Q2 2021

CONSTRUCTION CLOSEOUT

Q2 2021 - Q3 2021

ORIGINAL SCHEDULE Q2 2019

2018 SCHEDULE Q4 2020

SCHOOL CHOICE ENHANCEMENT (SCEP)

CURRENT PHASE

COMPLETE

DELIVERED

Laptops
 Printers
 Portable PA System
 Partial P.E. Equipment
 Classroom Furniture
 Music Instruments, Lighting, and A/V)
 Athletic Equipment

BUDGET

\$100,000

SCHEDULE

(CALENDAR YEAR)

PLANNING / DESIGN

Q4 2016 (Actual: 11/2016)

IMPLEMENTATION

Q1 2017 (Actual: 02/2017)

COMPLETE

Q4 2017 (Actual: 09/2018)

MUSIC



COMPLETE

SCOPE

672 Instruments delivered

TECHNOLOGY



COMPLETE

SCOPE

105 Items Delivered

FLAG:

COMMENTS: Project schedule advanced 141 days.

MONARCH HIGH SCHOOL



Address	5050 WILES ROAD, COCONUT CREEK 33073
Location Number	3541
Board District	7
Board Member	Nora Rupert
ADEFP Budget	\$3,994,000
Total Facilities Budget	\$2,780,000

PRIMARY RENOVATIONS

CURRENT PHASE

PROJECT DESIGN

PROJECT UPDATE

Drawings are being developed by a professional design team. Once complete, a contractor will be hired to begin construction.

PROJECT SCOPE

Building Envelope Improvements	\$1,799,000
HVAC Improvements	\$425,000

2020 RESET SCHEDULE

(CALENDAR YEAR)

PROJECT PLANNING

Q3 2017 - Q1 2018

HIRE DESIGNER

Q3 2017 - Q2 2020

PROJECT DESIGN

Q2 2019 - Q3 2021

HIRE CONTRACTOR

Q4 2019 - Q1 2022

ACTIVE CONSTRUCTION

Q1 2022 - Q4 2024

CONSTRUCTION CLOSEOUT

Q4 2024 - Q1 2025

ORIGINAL SCHEDULE Q4 2020

2018 SCHEDULE Q4 2022

SCHOOL CHOICE ENHANCEMENT (SCEP)

CURRENT PHASE

COMPLETE

DELIVERED

Embroidery
Folding Tables
Table Trolley Carts
Folding Chairs
Chair Carts
Picnic Tables
Computer Carts
Student Laptops
Aiphone
Golf Carts

BUDGET

\$100,000

SCHEDULE

(CALENDAR YEAR)

PLANNING / DESIGN

Q4 2018 (Actual: 11/2018)

IMPLEMENTATION

Q1 2020 (Actual: 01/2020)

COMPLETE

Q3 2020 (Actual: 09/2020)

FLAG:

COMMENTS:

ATHLETICS



COMPLETE

SCOPE

Track Improvements

Weight Room Improvements

MUSIC



COMPLETE

SCOPE

170 Instruments delivered

TECHNOLOGY




COMPLETE

SCOPE

856 Items Delivered

MORROW ELEMENTARY SCHOOL



Address	408 SW 76 TERRACE, NORTH LAUDERDALE 33068
Location Number	2691
Board District	4
Board Member	Lori Alhadeff
ADEFP Budget	\$2,228,585
Total Facilities Budget	\$2,017,585

PRIMARY RENOVATIONS

CURRENT PHASE

CLOSEOUT

PROJECT UPDATE

All campus renovations are complete.

PROJECT SCOPE

ADA Stage Lift	\$81,975
Electrical Improvements	\$322,000
Fire Sprinkler Protection and Fire Alarm	\$1,564,648
Funding to Program Reserve - Board Approved 12/04/18 (JJ-1)	(\$469,040)
HVAC Improvements	\$211,000
Media Center Improvements	\$207,000

2020 RESET SCHEDULE

(CALENDAR YEAR)

PROJECT PLANNING

Q4 2016 - Q4 2016

HIRE DESIGNER

Q1 2017 - Q3 2017

PROJECT DESIGN

Q3 2017 - Q3 2018

HIRE CONTRACTOR

Q2 2018 - Q1 2019

ACTIVE CONSTRUCTION

Q1 2019 - Q4 2020

CONSTRUCTION CLOSEOUT

Q3 2020 - Q3 2021

ORIGINAL SCHEDULE Q4 2019

2018 SCHEDULE Q1 2020

SCHOOL CHOICE ENHANCEMENT (SCEP)

CURRENT PHASE IMPLEMENTATION

BUDGET
\$100,000

SCHEDULE (CALENDAR YEAR)

DELIVERED

IN PROGRESS

PLANNING / DESIGN

Laptops
Broadcast Room
Apple Bundle
Cafeteria Tables
Projectors
Cafeteria Sound System

Interior Paint
Murals
Additional Playground Equipment

Q1 2015 (Actual: 11/2015)

IMPLEMENTATION

Q4 2016 (Actual: 12/2016)

COMPLETE

TBD

TECHNOLOGY

✓
COMPLETE

SCOPE

162 Items Delivered

FLAG:
COMMENTS:

NEW RENAISSANCE MIDDLE SCHOOL



Address	10701 MIRAMAR BOULEVARD, MIRAMAR 33027
Location Number	3911
Board District	2
Board Member	Patricia Good
ADEFP Budget	\$4,046,000
Total Facilities Budget	\$3,654,000

PRIMARY RENOVATIONS

CURRENT PHASE

PROJECT DESIGN

PROJECT UPDATE

Drawings are being developed by a professional design team. Once complete, a contractor will be hired to begin construction.

PROJECT SCOPE

Building Envelope Improvements	\$3,276,000
HVAC Improvements	\$278,000

2020 RESET SCHEDULE

(CALENDAR YEAR)

PROJECT PLANNING

Q3 2017 - Q1 2018

HIRE DESIGNER

Q3 2017 - Q2 2020

PROJECT DESIGN

Q2 2020 - Q3 2021

HIRE CONTRACTOR

Q4 2019 - Q1 2022

ACTIVE CONSTRUCTION

Q1 2022 - Q3 2024

CONSTRUCTION CLOSEOUT

Q3 2024 - Q4 2024

ORIGINAL SCHEDULE Q4 2020

2018 SCHEDULE Q1 2023

SCHOOL CHOICE ENHANCEMENT (SCEP)

CURRENT PHASE

IMPLEMENTATION

DELIVERED

Aiphone at the Main Entrance
Strike at the Secondary Door
Replacement Locks
Wall Wraps

BUDGET

\$100,000

IN PROGRESS

Digital 4'x8' Marquee

SCHEDULE

(CALENDAR YEAR)

PLANNING / DESIGN

Q4 2018 (Actual: 11/2018)

IMPLEMENTATION

Q2 2019 (Actual: 05/2019)

COMPLETE

TBD

MUSIC



COMPLETE

SCOPE

158 Instruments Delivered

TECHNOLOGY



COMPLETE


SCOPE

447 Items Delivered

FLAG:

COMMENTS:

NEW RIVER MIDDLE SCHOOL



Address	3100 RIVERLAND ROAD, FORT LAUDERDALE 33312
Location Number	0881
Board District	3
Board Member	Sarah Leonardi
ADEFP Budget	\$4,836,600
Total Facilities Budget	\$4,424,600

PRIMARY RENOVATIONS

CURRENT PHASE

ACTIVE CONSTRUCTION

PROJECT UPDATE

Roofing demolition on buildings 1 and 2 are currently underway and paint samples are being applied to buildings 1 and 3.

PROJECT SCOPE

Additional Funding - Board Approved 2/19/20 (JJ-1)	\$2,082,600
Building Envelope Improvements	\$1,105,000
HVAC Improvements	\$1,137,000

2020 RESET SCHEDULE

(CALENDAR YEAR)

PROJECT PLANNING

Q1 2016 - Q1 2016

HIRE DESIGNER

Q1 2016 - Q1 2017

PROJECT DESIGN

Q1 2017 - Q3 2019

HIRE CONTRACTOR

Q4 2017 - Q2 2020

ACTIVE CONSTRUCTION

Q2 2020 - Q2 2022

CONSTRUCTION CLOSEOUT

Q2 2022 - Q3 2022

ORIGINAL SCHEDULE Q2 2019

2018 SCHEDULE Q4 2020

SCHOOL CHOICE ENHANCEMENT (SCEP)

CURRENT PHASE

COMPLETE

DELIVERED

Auditorium Projectors
 Digital Video Board
 Camcorder
 Laptops
 Earthwalk Carts
 Digital Marquee

BUDGET

\$100,000

Cart Wiring
 Desktops
 External Hard Drive

SCHEDULE

(CALENDAR YEAR)

PLANNING / DESIGN

Q1 2015 (Actual: 11/2015)

IMPLEMENTATION

Q4 2015 (Actual: 11/2015)

COMPLETE

Q2 2018 (Actual: 01/2019)

MUSIC



COMPLETE

SCOPE

76 Instruments Delivered

TECHNOLOGY



COMPLETE

SCOPE

593 Items Delivered

FLAG:
 COMMENTS:

NOB HILL ELEMENTARY SCHOOL



Address	2100 NW 104 AVENUE, SUNRISE 33322
Location Number	2671
Board District	6
Board Member	Laurie Rich Levinson
ADEFP Budget	\$2,404,612
Total Facilities Budget	\$1,959,000

PRIMARY RENOVATIONS

CURRENT PHASE

HIRE CONTRACTOR

PROJECT UPDATE

The school is in the process of hiring a contractor to complete its renovations.

PROJECT SCOPE

Building Envelope Improvements	\$559,000
Electrical Improvements	\$434,000
Fire Alarm	\$294,000
Fire Sprinklers	\$10,000
HVAC Improvements	\$364,000
Media Center Improvements	\$198,000

2020 RESET SCHEDULE

(CALENDAR YEAR)

PROJECT PLANNING

Q3 2017 - Q4 2017

HIRE DESIGNER

Q3 2017 - Q2 2018

PROJECT DESIGN

Q2 2018 - Q4 2019

HIRE CONTRACTOR

Q2 2018 - Q3 2021

ACTIVE CONSTRUCTION

Q3 2021 - Q3 2023

CONSTRUCTION CLOSEOUT

Q3 2023 - Q4 2023

ORIGINAL SCHEDULE Q3 2020

2018 SCHEDULE Q2 2021

SCHOOL CHOICE ENHANCEMENT (SCEP)

CURRENT PHASE

IMPLEMENTATION

IN PROGRESS

Murals
Interior Painting
Tracker Kawasaki
Epson Projectors
Indoor Furniture

BUDGET

\$100,000

SCHEDULE

(CALENDAR YEAR)

PLANNING / DESIGN

Q4 2018 (Actual: 11/2018)

IMPLEMENTATION

Q4 2020 (Actual: 12/2020)

COMPLETE

TBD

MUSIC



COMPLETE

SCOPE

196 Instruments Delivered

TECHNOLOGY



COMPLETE

SCOPE

317 Items Delivered

FLAG:

COMMENTS:

NORCREST ELEMENTARY SCHOOL



Address	3951 NE 16 AVENUE, POMPANO BEACH 33064
Location Number	0561
Board District	7
Board Member	Nora Rupert
ADEFP Budget	\$3,767,500
Total Facilities Budget	\$3,282,500

PRIMARY RENOVATIONS

CURRENT PHASE

ACTIVE CONSTRUCTION

PROJECT UPDATE

Media center renovations and the replacement of air handling units in Buildings 6 and 9 are currently underway.

PROJECT SCOPE

Additional Funding - Board Approved 01/14/20 (JJ-1)	\$1,072,500
Building Envelope Improvements	\$496,000
HVAC Improvements	\$1,320,000
Media Center Improvements	\$294,000

2020 RESET SCHEDULE

(CALENDAR YEAR)

PROJECT PLANNING

Q2 2017 - Q2 2017

HIRE DESIGNER

Q2 2017 - Q4 2017

PROJECT DESIGN

Q4 2017 - Q2 2019

HIRE CONTRACTOR

Q3 2018 - Q2 2020

ACTIVE CONSTRUCTION

Q2 2020 - Q2 2021

CONSTRUCTION CLOSEOUT

Q2 2021 - Q3 2021

ORIGINAL SCHEDULE Q1 2020

2018 SCHEDULE Q4 2020

SCHOOL CHOICE ENHANCEMENT (SCEP)

CURRENT PHASE

COMPLETE

DELIVERED

Document Cameras
Student Laptops
PIP Rubber Surfacing
Two-way Radios

BUDGET

\$100,000

SCHEDULE

(CALENDAR YEAR)

PLANNING / DESIGN

Q1 2015 (Actual: 11/2015)

IMPLEMENTATION

Q4 2015 (Actual: 11/2015)

COMPLETE

Q2 2017 (Actual: 05/2017)

MUSIC



COMPLETE

SCOPE

788 Instruments Delivered

TECHNOLOGY



COMPLETE

SCOPE

396 Items Delivered

FLAG:

COMMENTS: Project schedule advanced 101 days.

NORTH ANDREWS GARDENS ELEMENTARY SCHOOL



Address	345 NE 56 STREET, OAKLAND PARK 33334
Location Number	0521
Board District	3
Board Member	Sarah Leonardi
ADEFP Budget	\$2,747,000
Total Facilities Budget	\$2,378,000

PRIMARY RENOVATIONS

CURRENT PHASE

PROJECT DESIGN

PROJECT UPDATE

Drawings are being developed by a professional design team.
Once complete, a contractor will be hired to begin construction.

PROJECT SCOPE

Building Envelope Improvements	\$1,263,000
Fire Sprinklers	\$18,000
HVAC Improvements	\$997,000

2020 RESET SCHEDULE

(CALENDAR YEAR)

PROJECT PLANNING

Q2 2017 - Q3 2017

HIRE DESIGNER

Q3 2017 - Q3 2019

PROJECT DESIGN

Q2 2018 - Q3 2021

HIRE CONTRACTOR

Q3 2021 - Q3 2022

ACTIVE CONSTRUCTION

Q3 2022 - Q4 2024

CONSTRUCTION CLOSEOUT

Q4 2024 - Q1 2025

ORIGINAL SCHEDULE Q3 2020

2018 SCHEDULE Q4 2021

SCHOOL CHOICE ENHANCEMENT (SCEP)

CURRENT PHASE

IMPLEMENTATION

DELIVERED

Aiphone Thinkpads
Submaster Think Stations
Golf Cart EarthWalk
ID Maker Carts
Laptops Projectors
Elmo
Document Cameras
Executive Chairs

BUDGET

\$100,000

IN PROGRESS

Trash Receptacles

SCHEDULE

(CALENDAR YEAR)

PLANNING / DESIGN

Q4 2018 (Actual: 11/2018)

IMPLEMENTATION

Q2 2019 (Actual: 05/2019)

COMPLETE

TBD

MUSIC



COMPLETE

SCOPE

126 Instruments Delivered

TECHNOLOGY



COMPLETE

SCOPE

382 Items Delivered

FLAG:

COMMENTS:

NORTH FORK ELEMENTARY SCHOOL



Address	101 NW 15 AVENUE, FORT LAUDERDALE 33311
Location Number	1191
Board District	5
Board Member	Dr. Rosalind Osgood
ADEFP Budget	\$2,388,000
Total Facilities Budget	\$2,033,000

PRIMARY RENOVATIONS

CURRENT PHASE

HIRE CONTRACTOR

PROJECT UPDATE

The school is in the process of hiring a contractor to complete its renovations.

PROJECT SCOPE

Building Envelope Improvements	\$942,000
Fire Sprinklers	\$324,000
HVAC Improvements	\$647,000
Scope Modification – RTU Replacement (Complete)	\$20,000

2020 RESET SCHEDULE

(CALENDAR YEAR)

PROJECT PLANNING

Q1 2017 - Q1 2017

HIRE DESIGNER

Q2 2017 - Q2 2017

PROJECT DESIGN

Q2 2017 - Q3 2021

HIRE CONTRACTOR

Q4 2017 - Q2 2022

ACTIVE CONSTRUCTION

Q2 2022 - Q3 2023

CONSTRUCTION CLOSEOUT

Q3 2023 - Q4 2023

ORIGINAL SCHEDULE Q3 2019

2018 SCHEDULE Q2 2020

SCHOOL CHOICE ENHANCEMENT (SCEP)

CURRENT PHASE IMPLEMENTATION

DELIVERED

Aiphone and Strike
Printers
Murals
Office Furniture
Front Desk Lettering
Lenovo Computers
Chairs
Rugs for Reading Areas
Teachers Desktops
Students Laptops
Security Monitor
Marquee

BUDGET
\$100,000

IN PROGRESS

Conference
Room Furniture

SCHEDULE (CALENDAR YEAR)

PLANNING / DESIGN

Q1 2015 (Actual: 11/2015)

IMPLEMENTATION

Q2 2018 (Actual: 04/2018)

COMPLETE

Q2 2019

MUSIC



COMPLETE


SCOPE

257 Instruments Delivered

FLAG: S

COMMENTS: Project schedule showing loss of 9 days receiving the 110 B completion form.

NORTH LAUDERDALE PRE K - 8



Address	7500 KIMBERLY BOULEVARD, NORTH LAUDERDALE 33068
Location Number	2231
Board District	4
Board Member	Lori Alhadeff
ADEFP Budget	\$2,933,350
Total Facilities Budget	\$2,629,350

PRIMARY RENOVATIONS

CURRENT PHASE

HIRE CONTRACTOR

PROJECT UPDATE

The school is in the process of hiring a contractor to complete its renovations.

PROJECT SCOPE

Additional Funding - Board Approved 01/14/20 (JJ-4)	\$1,093,350
Building Envelope Improvements	\$78,000
Fire Alarm	\$294,000
Fire Sprinklers	\$795,000
HVAC Improvements	\$120,000
Media Center Improvements	\$149,000

2020 RESET SCHEDULE

(CALENDAR YEAR)

PROJECT PLANNING

Q4 2016 - Q4 2016

HIRE DESIGNER

Q4 2016 - Q1 2017

PROJECT DESIGN

Q2 2017 - Q2 2021

HIRE CONTRACTOR

Q1 2018 - Q3 2021

ACTIVE CONSTRUCTION

Q3 2021 - Q4 2023

CONSTRUCTION CLOSEOUT

Q4 2023 - Q1 2024

ORIGINAL SCHEDULE Q2 2019

2018 SCHEDULE Q3 2020

SCHOOL CHOICE ENHANCEMENT (SCEP)

CURRENT PHASE IMPLEMENTATION

DELIVERED

Student laptops
TV screens
Marquee
Aiphone & EDS

BUDGET
\$100,000

IN PROGRESS

Murals

SCHEDULE
(CALENDAR YEAR)

PLANNING / DESIGN

Q1 2015 (Actual: 11/2015)

IMPLEMENTATION

Q4 2016 (Actual: 12/2016)

COMPLETE

Q2 2018

MUSIC



COMPLETE

SCOPE

113 Instruments Delivered

TECHNOLOGY



COMPLETE

SCOPE

209 Items Delivered

FLAG:

COMMENTS:

NORTH SIDE ELEMENTARY SCHOOL



Address	120 NE 11 STREET, FORT LAUDERDALE 33304
Location Number	0041
Board District	3
Board Member	Sarah Leonardi
ADEFP Budget	\$3,725,430
Total Facilities Budget	\$3,565,430

PRIMARY RENOVATIONS

CURRENT PHASE

ACTIVE CONSTRUCTION

PROJECT UPDATE

HVAC unit installations are underway.

PROJECT SCOPE

Additional Funding - Board Approved 4/9/19 (JJ-4)	\$1,769,430
Building Envelope Improvements	\$948,000
HVAC Improvements	\$748,000

2020 RESET SCHEDULE

(CALENDAR YEAR)

PROJECT PLANNING

Q4 2016 - Q4 2016

HIRE DESIGNER

Q4 2016 - Q2 2017

PROJECT DESIGN

Q2 2017 - Q4 2018

HIRE CONTRACTOR

Q1 2018 - Q2 2019

ACTIVE CONSTRUCTION

Q2 2019 - Q3 2022

CONSTRUCTION CLOSEOUT

Q3 2022 - Q4 2022

ORIGINAL SCHEDULE Q2 2019

2018 SCHEDULE Q3 2020

SCHOOL CHOICE ENHANCEMENT (SCEP)

CURRENT PHASE

COMPLETE

DELIVERED

Printers
Student Laptops
Recordex
Window Blinds
Main Office Furniture
Two-way Radios
Partial Office Furniture
Murals

BUDGET

\$100,000

SCHEDULE

(CALENDAR YEAR)

PLANNING / DESIGN

Q4 2016 (Actual: 12/2016)

IMPLEMENTATION

Q2 2017 (Actual: 06/2017)

COMPLETE

Q3 2017 (Actual: 12/2017)

MUSIC



COMPLETE

SCOPE

943 Instruments Delivered

TECHNOLOGY



COMPLETE

SCOPE

206 Items Delivered

FLAG:

COMMENTS:

NORTHEAST HIGH SCHOOL



Address	700 NE 56 STREET, OAKLAND PARK 33334
Location Number	1241
Board District	3
Board Member	Sarah Leonardi
ADEFP Budget	\$43,818,402
Total Facilities Budget	\$42,654,402

PRIMARY RENOVATIONS – PHASE 1

CURRENT PHASE

ACTIVE CONSTRUCTION

PROJECT UPDATE

Weight room renovations are complete, while STEM labs, restrooms and electrical room renovations are underway.

PROJECT SCOPE

ADA renovations related to educational adequacy	\$284,000
Additional Funding - Board Approved 04/21/20 (JJ-5)	\$10,706,440
Electrical Improvements	\$368,000
Fire Alarm	\$1,007,000
Fire Sprinklers	\$1,421,000
HVAC Improvements	\$4,588,000
Re-Roofing.	\$3,408,000
Safety / Security Upgrade	\$83,000
STEM Lab improvements	\$2,727,000

PRIMARY RENOVATIONS – PHASE 2 – NEW ADDITION

CURRENT PHASE

PROJECT DESIGN

PROJECT SCOPE

New Addition and Renovation to Bldg. 12	\$17,840,962
-----------------------------------------	--------------

SCHOOL CHOICE ENHANCEMENT (SCEP)

CURRENT PHASE

IMPLEMENTATION

DELIVERED

Outdoor trash receptacles, science equipment, golf carts, scoring tables, volleyball and football scoreboard, digital marquee, gym scoreboards, electric strikes, standalone door alarms & window wraps

BUDGET

\$100,000

IN PROGRESS

Remaining balance is on hold until the Renovations are complete.

SCHEDULE

(CALENDAR YEAR)

PLANNING / DESIGN

Q1 2015 (Actual: 11/2015)

IMPLEMENTATION

Q2 2016 (Actual: 05/2016)

COMPLETE

TBD

FLAG:

COMMENTS:

2020 RESET SCHEDULE*

(CALENDAR YEAR)

PROJECT PLANNING

PHS1 Q3 2015 - Q3 2015

PHS2 Q3 2018 - Q3 2018

HIRE DESIGNER

PHS1 Q4 2015 - Q4 2016

PHS2 Q3 2018 - Q1 2019

PROJECT DESIGN

PHS1 Q4 2016 - Q3 2019

PHS2 Q1 2019 - Q2 2021

HIRE CONTRACTOR

PHS1 Q2 2016 - Q3 2020

PHS2 Q3 2018 - Q4 2021

ACTIVE CONSTRUCTION

PHS1 Q3 2020 - Q1 2023

PHS2 Q4 2021 - Q4 2023

CONSTRUCTION CLOSEOUT

PHS1 Q1 2023 - Q2 2023

PHS2 Q4 2023 - Q1 2024

ORIGINAL SCHEDULE

PHS1 Q1 2019

PHS2 N/A

2018 SCHEDULE

PHS1 Q3 2021

PHS2 N/A

ATHLETICS



COMPLETE

SCOPE

Weight Room Renovation

MUSIC



COMPLETE

SCOPE

273 Instruments Delivered

TECHNOLOGY



COMPLETE

SCOPE

637 Items Delivered

NOVA BLANCHE FORMAN ELEMENTARY SCHOOL



Address	3521 SW DAVIE ROAD, DAVIE 33314
Location Number	1282
Board District	6
Board Member	Laurie Rich Levinson
ADEFP Budget	\$2,180,000
Total Facilities Budget	\$1,848,000

PRIMARY RENOVATIONS

CURRENT PHASE

HIRE CONTRACTOR

PROJECT UPDATE

The school is in the process of hiring a contractor to complete its renovations.

PROJECT SCOPE

Building Envelope Improvements	\$678,000
HVAC Improvements	\$1,070,000

2020 RESET SCHEDULE

(CALENDAR YEAR)

PROJECT PLANNING

Q3 2017 - Q1 2018

HIRE DESIGNER

Q3 2017 - Q3 2018

PROJECT DESIGN

Q3 2018 - Q3 2020

HIRE CONTRACTOR

Q3 2018 - Q4 2021

ACTIVE CONSTRUCTION

Q4 2021 - Q2 2023

CONSTRUCTION CLOSEOUT

Q2 2023 - Q3 2023

ORIGINAL SCHEDULE Q4 2020

2018 SCHEDULE Q2 2021

SCHOOL CHOICE ENHANCEMENT (SCEP)

CURRENT PHASE

COMPLETE

DELIVERED

Classroom Rugs
Laptops
Earthwalk Carts
Cable Management
HDMI To VGA Adapter
Usb 3.0 Ethernet Adapter
Lenovo Thinkpad Case
Kidney Tables
Projectors
Document Cameras

BUDGET

\$100,000

Logo Mats
Media Center Furniture
Lobby Furniture
Conference Room Furniture
Safco Literature Organizers
Wall-mounting Plates
Alumni Stack Chairs
Carpet Extractor
Pedestal Teacher Desk
Leather Task Chairs

SCHEDULE

(CALENDAR YEAR)

PLANNING / DESIGN

Q4 2018 (Actual: 11/2018)

IMPLEMENTATION

Q4 2019 (Actual: 11/2019)

COMPLETE

Q3 2020 (Actual: 07/2020)

MUSIC



COMPLETE

SCOPE

355 Instruments Delivered

TECHNOLOGY



COMPLETE

SCOPE

289 Items Delivered

FLAG:

COMMENTS:

NOVA DWIGHT D. EISENHOWER ELEMENTARY SCHOOL



Address	6501 SW 39 STREET, DAVIE 33314
Location Number	1271
Board District	6
Board Member	Laurie Rich Levinson
ADEFP Budget	\$1,275,000
Total Facilities Budget	\$1,131,000

PRIMARY RENOVATIONS

CURRENT PHASE

PROJECT DESIGN

PROJECT UPDATE

Drawings are being developed by a professional design team.
Once complete, a contractor will be hired to begin construction.

PROJECT SCOPE

Building Envelope Improvements	\$99,000
Electrical Improvements	\$347,000
Fire Alarm	\$294,000
Media Center Improvements	\$291,000

2020 RESET SCHEDULE

(CALENDAR YEAR)

PROJECT PLANNING

Q3 2017 - Q4 2018

HIRE DESIGNER

Q3 2017 - Q3 2018

PROJECT DESIGN

Q3 2018 - Q2 2021

HIRE CONTRACTOR

Q3 2022 - Q1 2023

ACTIVE CONSTRUCTION

Q1 2023 - Q3 2025

CONSTRUCTION CLOSEOUT

Q3 2025 - Q4 2025

ORIGINAL SCHEDULE Q3 2020

2018 SCHEDULE Q2 2021

SCHOOL CHOICE ENHANCEMENT (SCEP)

CURRENT PHASE IMPLEMENTATION

BUDGET
\$100,000

SCHEDULE (CALENDAR YEAR)

PLANNING / DESIGN

Q4 2018 (Actual: 11/2018)

IMPLEMENTATION

Q1 2020 (Actual: 02/2020)

COMPLETE

TBD

DELIVERED

Window Wraps
Cable Management
Washer & Dryer
Lenovo 300e - 2nd Gen
Earthwalk Carts
3D Printer
Aiphone, Submaster & Strike
Morning Show Equipment

TECHNOLOGY

✓
COMPLETE

SCOPE

102 Items Delivered

FLAG:
COMMENTS:

NOVA HIGH SCHOOL



Address	3600 COLLEGE AVENUE, DAVIE 33314
Location Number	1281
Board District	6
Board Member	Laurie Rich Levinson
ADEFP Budget	\$32,939,745
Total Facilities Budget	\$31,777,745

PRIMARY RENOVATIONS

CURRENT PHASE

ACTIVE CONSTRUCTION

PROJECT UPDATE

Roofing repairs and STEM lab renovations are currently underway.

PROJECT SCOPE

Additional Funding - Board Approved 02/5/19 (JJ-3)	\$11,993,745
Art Room Renovation and Equipment	\$110,000
Building Envelope Improvements	\$3,544,000
Electrical Improvements	\$2,642,000
Fire Alarm	\$1,259,000
HVAC Improvements	\$8,493,000
Media Center Improvements	\$543,000
Music Room Renovation	\$713,000
Safety / Security Upgrade	\$570,000
STEM Lab Improvements	\$1,689,000

2020 RESET SCHEDULE

(CALENDAR YEAR)

PROJECT PLANNING

Q2 2016 - Q2 2016

HIRE DESIGNER

Q2 2016 - Q1 2017

PROJECT DESIGN

Q1 2017 - Q1 2019

HIRE CONTRACTOR

Q2 2016 - Q2 2019

ACTIVE CONSTRUCTION

Q2 2019 - Q4 2022

CONSTRUCTION CLOSEOUT

Q4 2022 - Q4 2022

ORIGINAL SCHEDULE Q4 2019

2018 SCHEDULE Q3 2021

SCHOOL CHOICE ENHANCEMENT (SCEP)

CURRENT PHASE

COMPLETE

DELIVERED

Laptops Carts
 Student Laptops
 Other Technology Items
 Printers
 Active Slates
 Turf For The Field Enhancement
 Scoreboards
 Active Hubs

BUDGET

\$100,000

SCHEDULE

(CALENDAR YEAR)

PLANNING / DESIGN

Q1 2016 (Actual: 01/2016)

IMPLEMENTATION

Q3 2016 (Actual: 09/2016)

COMPLETE

Q2 2017 (Actual: 04/2017)

ATHLETICS



COMPLETE

SCOPE

Weight Room Improvements

MUSIC



COMPLETE

SCOPE

502 Instruments Delivered

TECHNOLOGY



COMPLETE

SCOPE

799 Items Delivered

FLAG:

COMMENTS:

NOVA MIDDLE SCHOOL



Address	3602 COLLEGE AVENUE, DAVIE 33314
Location Number	1311
Board District	6
Board Member	Laurie Rich Levinson
ADEFP Budget	\$7,353,031
Total Facilities Budget	\$6,940,031

PRIMARY RENOVATIONS

CURRENT PHASE

HIRE CONTRACTOR

PROJECT UPDATE

The school is in the process of hiring a contractor to complete its renovations.

PROJECT SCOPE

Additional Funding - Board Approved 04/14/20 (10)	\$4,037,300
Art Room Renovation and Equipment	\$85,000
Building Envelope Improvements	\$1,487,000
Conversion of Existing Space to Music and/or Art Lab(s)	\$284,000
HVAC Improvements	\$746,000
Scope Modification – Fire Sprinklers (Completion Date: Q4 2022)	\$200,731

2020 RESET SCHEDULE

(CALENDAR YEAR)

PROJECT PLANNING

Q4 2016 - Q4 2016

HIRE DESIGNER

Q4 2016 - Q3 2017

PROJECT DESIGN

Q4 2017 - Q2 2021

HIRE CONTRACTOR

Q2 2019 - Q3 2022

ACTIVE CONSTRUCTION

Q3 2022 - Q1 2025

CONSTRUCTION CLOSEOUT

Q1 2025 - Q2 2025

ORIGINAL SCHEDULE Q4 2019

2018 SCHEDULE Q4 2020

SCHOOL CHOICE ENHANCEMENT (SCEP)

CURRENT PHASE

COMPLETE

DELIVERED

Teachers' Chairs
Laptops
Desktops
Think Pads
Broadcasting System

BUDGET

\$100,000

SCHEDULE (CALENDAR YEAR)

PLANNING / DESIGN

Q4 2016 (Actual: 12/2016)

IMPLEMENTATION

Q4 2016 (Actual: 05/2017)

COMPLETE

Q3 2017 (Actual: 09/2017)

MUSIC



COMPLETE

SCOPE

68 Instruments Delivered

TECHNOLOGY



COMPLETE

SCOPE

113 Items Delivered

FLAG:
COMMENTS:

OAKLAND PARK ELEMENTARY SCHOOL



Address	936 NE 33 STREET, OAKLAND PARK 33334
Location Number	0031
Board District	3
Board Member	Sarah Leonardi
ADEFP Budget	\$6,180,330
Total Facilities Budget	\$5,862,330

PRIMARY RENOVATIONS

CURRENT PHASE

ACTIVE CONSTRUCTION

PROJECT UPDATE

The existing roof is being demolished as part of the school's roofing repairs.

PROJECT SCOPE

Additional Funding - Board Approved 12/10/19 (JJ-3)	\$2,701,330
Building Envelope Improvements	\$975,000
Electrical Improvements	\$845,000
Fire Alarm	\$50,000
HVAC Improvements	\$1,191,000

2020 RESET SCHEDULE

(CALENDAR YEAR)

PROJECT PLANNING

Q4 2016 - Q4 2016

HIRE DESIGNER

Q4 2016 - Q3 2017

PROJECT DESIGN

Q4 2017 - Q2 2019

HIRE CONTRACTOR

Q3 2018 - Q1 2020

ACTIVE CONSTRUCTION

Q1 2020 - Q1 2023

CONSTRUCTION CLOSEOUT

Q1 2023 - Q1 2023

ORIGINAL SCHEDULE Q4 2019

2018 SCHEDULE Q4 2020

SCHOOL CHOICE ENHANCEMENT (SCEP)

CURRENT PHASE IMPLEMENTATION

DELIVERED

Playground Upgrades
Murals

BUDGET
\$100,000

IN PROGRESS

Media Center Carpet

SCHEDULE (CALENDAR YEAR)

PLANNING / DESIGN

Q4 2016 (Actual: 12/2016)

IMPLEMENTATION

Q2 2017 (Actual: 05/2017)

COMPLETE

TBD

MUSIC



COMPLETE

SCOPE

1,655 Instruments Delivered

TECHNOLOGY



COMPLETE

SCOPE

259 Items Delivered

FLAG:

COMMENTS:

OAKRIDGE ELEMENTARY SCHOOL



Address	1507 N 28 AVENUE, HOLLYWOOD 33020
Location Number	0461
Board District	1
Board Member	Ann Murray
ADEFP Budget	\$5,471,860
Total Facilities Budget	\$5,179,860

PRIMARY RENOVATIONS

CURRENT PHASE

ACTIVE CONSTRUCTION

PROJECT UPDATE

Kitchen renovations and the installation of a new AC unit are currently underway.

PROJECT SCOPE

Additional Funding - Board Approved 02/20/19 (JJ-1)	\$1,473,860
Building Envelope Improvements	\$1,214,000
Fire Alarm	\$252,000
HVAC Improvements	\$1,026,000
Improvements to or Replacement of Building 2	\$946,000
Media Center Improvements	\$168,000

2020 RESET SCHEDULE

(CALENDAR YEAR)

PROJECT PLANNING

Q1 2016 - Q1 2016

HIRE DESIGNER

Q1 2016 - Q4 2016

PROJECT DESIGN

Q4 2016 - Q4 2018

HIRE CONTRACTOR

Q4 2017 - Q2 2019

ACTIVE CONSTRUCTION

Q2 2019 - Q1 2023

CONSTRUCTION CLOSEOUT

Q1 2023 - Q2 2023

ORIGINAL SCHEDULE Q1 2019

2018 SCHEDULE Q4 2020

SCHOOL CHOICE ENHANCEMENT (SCEP)

CURRENT PHASE

COMPLETE

DELIVERED

Marquee Letters
Classroom Carpets
Vacuums
Wax Machine
Printers
Testing Kits
iPad Tablets
Recordex

BUDGET

\$100,000

SCHEDULE

(CALENDAR YEAR)

PLANNING / DESIGN

Q1 2015 (Actual: 11/2015)

IMPLEMENTATION

Q2 2016 (Actual: 06/2016)

COMPLETE

Q3 2017 (Actual: 08/2017)

MUSIC



COMPLETE

SCOPE

184 Instruments Delivered

TECHNOLOGY



COMPLETE

SCOPE

455 Items Delivered

FLAG:
COMMENTS:

OLSEN MIDDLE SCHOOL



Address	330 SE 11 TERRACE, DANIA 33004
Location Number	0471
Board District	1
Board Member	Ann Murray
ADEFP Budget	\$11,578,315
Total Facilities Budget	\$11,154,315

PRIMARY RENOVATIONS

CURRENT PHASE

ACTIVE CONSTRUCTION

PROJECT UPDATE

The original campus is currently being demolished.

PROJECT SCOPE

Additional Funding - Board Approved 8/19/20 (JJ-7)	\$3,981,315
Building Envelope Improvements	\$3,129,000
Electrical Improvements	\$268,000
Fire Sprinklers	\$19,000
HVAC Improvements	\$3,248,000
Media Center Improvements	\$203,000
Safety / Security Upgrade	\$206,000

2020 RESET SCHEDULE

(CALENDAR YEAR)

PROJECT PLANNING

Q1 2017 - Q1 2017

HIRE DESIGNER

Q1 2017 - Q4 2017

PROJECT DESIGN

Q4 2017 - Q2 2019

HIRE CONTRACTOR

Q2 2019 - Q4 2020

ACTIVE CONSTRUCTION

Q4 2020 - Q3 2023

CONSTRUCTION CLOSEOUT

Q3 2023 - Q4 2023

ORIGINAL SCHEDULE Q2 2020

2018 SCHEDULE Q2 2021

SCHOOL CHOICE ENHANCEMENT (SCEP)

CURRENT PHASE

COMPLETE

DELIVERED

Laptops
Computer Carts
Printers
Student Desks
Chairs
Lenovo 300e

BUDGET

\$100,000

SCHEDULE

(CALENDAR YEAR)

PLANNING / DESIGN

Q4 2016 (Actual: 12/2016)

IMPLEMENTATION

Q1 2018 (Actual: 02/2018)

COMPLETE

Q1 2020 (Actual: 03/2020)

TECHNOLOGY



COMPLETE

SCOPE

307 Items Delivered

FLAG:

COMMENTS:

ORANGE BROOK ELEMENTARY SCHOOL



Address	715 S 46 AVENUE, HOLLYWOOD 33021
Location Number	0711
Board District	1
Board Member	Ann Murray
ADEFP Budget	\$382,000
Total Facilities Budget	\$100,000

SCHOOL CHOICE ENHANCEMENT (SCEP)

CURRENT PHASE
COMPLETE
DELIVERED

BUDGET
 \$100,000

SCHEDULE
 (CALENDAR YEAR)

PLANNING / DESIGN

Q1 2015 (Actual: 11/2015)

IMPLEMENTATION

Q3 2016 (Actual: 09/2016)

COMPLETE

Q2 2018 (Actual: 09/2018)

Laptops
 Carts
 Furniture
 Printers
 Epson Air Filters
 Portable PA
 Marquee
 HDMI
 Wireless Keyboards
 DVD Burner
 Headphones
 Ipad Covers
 Printers

MUSIC



COMPLETE

SCOPE

597 Instruments Delivered

TECHNOLOGY



COMPLETE

SCOPE

421 Items Delivered

FLAG:
COMMENTS:

ORIOLE ELEMENTARY SCHOOL



Address	3081 NW 39 STREET, LAUDERDALE LAKES 33309
Location Number	1831
Board District	5
Board Member	Dr. Rosalind Osgood
ADEFP Budget	\$3,568,000
Total Facilities Budget	\$3,276,000

PRIMARY RENOVATIONS

CURRENT PHASE

HIRE CONTRACTOR

PROJECT UPDATE

The school is in the process of hiring a contractor to complete its renovations.

PROJECT SCOPE

ADA Restrooms	\$745,000
Building Envelope Improvements	\$813,000
Fire Alarm	\$293,000
Fire Sprinklers	\$11,000
HVAC Improvements	\$1,059,000
Media Center Improvements	\$255,000

2020 RESET SCHEDULE

(CALENDAR YEAR)

PROJECT PLANNING

Q2 2016 - Q2 2017

HIRE DESIGNER

Q2 2017 - Q4 2017

PROJECT DESIGN

Q4 2017 - Q3 2020

HIRE CONTRACTOR

Q4 2019 - Q1 2022

ACTIVE CONSTRUCTION

Q1 2022 - Q1 2024

CONSTRUCTION CLOSEOUT

Q1 2024 - Q2 2024

ORIGINAL SCHEDULE Q1 2020

2018 SCHEDULE Q2 2021

SCHOOL CHOICE ENHANCEMENT (SCEP)

CURRENT PHASE

COMPLETE

BUDGET

\$100,000

SCHEDULE

(CALENDAR YEAR)

PLANNING / DESIGN

Q1 2015 (Actual: 11/2015)

IMPLEMENTATION

Q2 2018 (Actual: 06/2018)

COMPLETE

Q1 2020 (Actual: 03/2020)

DELIVERED

Classroom Rugs
 Student Tables & Chairs
 Two-way Radios
 Projectors
 Outdoor Mats
 Teachers Chairs
 Cafeteria Sound System
 Cone Safety
 Vests
 Storage Carts
 Reflective Parking Lot Post
 Signs
 Murals
 Window Wraps
 Headphones
 Lenovo 100e

FLAG:

COMMENTS:

TECHNOLOGY



COMPLETE

SCOPE

328 Items Delivered

PALM COVE ELEMENTARY SCHOOL



Address	11601 WASHINGTON STREET, PEMBROKE PINES 33025
Location Number	3311
Board District	2
Board Member	Patricia Good
ADEFP Budget	\$3,968,659
Total Facilities Budget	\$3,630,659

PRIMARY RENOVATIONS

CURRENT PHASE

CLOSEOUT

PROJECT UPDATE

All campus renovations are complete.

PROJECT SCOPE

Additional Funding - Board Approved 09/05/18 (JJ-1)	\$1,318,659
Building Envelope Improvements	\$1,572,000
HVAC Improvements	\$640,000

2020 RESET SCHEDULE

(CALENDAR YEAR)

PROJECT PLANNING

Q4 2016 - Q4 2016

HIRE DESIGNER

Q4 2016 - Q1 2017

PROJECT DESIGN

Q1 2017 - Q2 2018

HIRE CONTRACTOR

Q3 2017 - Q3 2018

ACTIVE CONSTRUCTION

Q3 2018 - Q4 2019

CONSTRUCTION CLOSEOUT

Q4 2019 - Q1 2020

ORIGINAL SCHEDULE Q2 2019

2018 SCHEDULE Q3 2019

SCHOOL CHOICE ENHANCEMENT (SCEP)

CURRENT PHASE

IMPLEMENTATION

DELIVERED

Projector
Murals
Cafeteria sound system
Aiphone and strike

BUDGET

\$100,000

SCHEDULE

(CALENDAR YEAR)

PLANNING / DESIGN

Q4 2016 (Actual: 12/2016)

IMPLEMENTATION

Q2 2019 (Actual: 05/2019)

COMPLETE

TBD

MUSIC



COMPLETE

SCOPE

308 Instruments Delivered

TECHNOLOGY



COMPLETE

SCOPE

336 Items Delivered

FLAG:

COMMENTS:

PALMVIEW ELEMENTARY SCHOOL



Address	2601 NE 1 AVENUE, POMPANO BEACH 33064
Location Number	1131
Board District	7
Board Member	Nora Rupert
ADEFP Budget	\$4,379,000
Total Facilities Budget	\$4,052,000

PRIMARY RENOVATIONS

CURRENT PHASE

PROJECT DESIGN

PROJECT UPDATE

Drawings are being developed by a professional design team. Once complete, a contractor will be hired to begin construction.

PROJECT SCOPE

Building Envelope Improvements	\$914,000
Fire Sprinklers	\$540,000
HVAC Improvements	\$2,201,000
Media Center Improvements	\$297,000

2020 RESET SCHEDULE

(CALENDAR YEAR)

PROJECT PLANNING

Q3 2017 - Q3 2017

HIRE DESIGNER

Q3 2017 - Q2 2018

PROJECT DESIGN

Q2 2018 - Q3 2021

HIRE CONTRACTOR

Q3 2021 - Q4 2022

ACTIVE CONSTRUCTION

Q1 2023 - Q3 2025

CONSTRUCTION CLOSEOUT

Q3 2025 - Q4 2023

ORIGINAL SCHEDULE Q3 2020

2018 SCHEDULE Q1 2022

SCHOOL CHOICE ENHANCEMENT (SCEP)

CURRENT PHASE
PLANNING/DESIGN

BUDGET
 \$100,000

SCHEDULE
 (CALENDAR YEAR)

PLANNING / DESIGN

Q4 2018 (Actual: 11/2018)

IMPLEMENTATION

TBD

COMPLETE

TBD

TECHNOLOGY

✓
COMPLETE

SCOPE

599 Items Delivered

FLAG:
 COMMENTS:

PANTHER RUN ELEMENTARY SCHOOL



Address	801 NW 172 AVENUE, PEMBROKE PINES 33029
Location Number	3571
Board District	2
Board Member	Patricia Good
ADEFP Budget	\$4,017,970
Total Facilities Budget	\$3,662,970

PRIMARY RENOVATIONS

CURRENT PHASE

ACTIVE CONSTRUCTION

PROJECT UPDATE

Roofing repairs are underway.

PROJECT SCOPE

Additional Funding - Board Approved 06/23/20 (JJ-1)	\$2,128,970
Building Envelope Improvements	\$1,237,000
HVAC Improvements	\$197,000

2020 RESET SCHEDULE

(CALENDAR YEAR)

PROJECT PLANNING

Q2 2017 - Q3 2017

HIRE DESIGNER

Q3 2017 - Q1 2018

PROJECT DESIGN

Q1 2018 - Q1 2019

HIRE CONTRACTOR

Q3 2018 - Q3 2020

ACTIVE CONSTRUCTION

Q3 2020 - Q2 2021

CONSTRUCTION CLOSEOUT

Q2 2021 - Q2 2021

ORIGINAL SCHEDULE Q3 2020

2018 SCHEDULE Q1 2021

SCHOOL CHOICE ENHANCEMENT (SCEP)

CURRENT PHASE

IMPLEMENTATION

DELIVERED

Two-way Radios	TV wall mount
Aiphone	ThinkPads
TV	Marquee
Promethean Boards	
Lenovo 300e Laptops	
Lenovo MA20z Desktops	
Recordex	

BUDGET

\$100,000

SCHEDULE

(CALENDAR YEAR)

PLANNING / DESIGN

Q4 2018 (Actual: 11/2018)

IMPLEMENTATION

Q2 2019 (Actual: 04/2019)

COMPLETE

TBD

MUSIC



COMPLETE

SCOPE

272 Instruments Delivered

TECHNOLOGY



COMPLETE

SCOPE

213 Items Delivered

FLAG:

COMMENTS: Project schedule advanced 450 days.

PARK LAKES ELEMENTARY SCHOOL



Address	3925 NORTH STATE ROAD 7, LAUDERDALE LAKES 33319
Location Number	3761
Board District	5
Board Member	Dr. Rosalind Osgood
ADEFP Budget	\$1,316,000
Total Facilities Budget	\$874,000

PRIMARY RENOVATIONS

CURRENT PHASE

ACTIVE CONSTRUCTION

PROJECT UPDATE

Music room, art room, and media center renovations are underway.

PROJECT SCOPE

Art Room Renovation and Equipment	\$65,000
Building Envelope Improvements	\$131,000
Conversion of Existing Space to Music and/or Art Lab(s)	\$339,000
Fire Sprinklers	\$103,000
Music Room Renovation	\$136,000

2020 RESET SCHEDULE

(CALENDAR YEAR)

PROJECT PLANNING

Q2 2017 - Q2 2017

HIRE DESIGNER

Q2 2017 - Q4 2017

PROJECT DESIGN

Q1 2018 - Q2 2019

HIRE CONTRACTOR

Q2 2019 - Q3 2020

ACTIVE CONSTRUCTION

Q3 2020 - Q2 2021

CONSTRUCTION CLOSEOUT

Q1 2021 - Q2 2021

ORIGINAL SCHEDULE Q1 2020

2018 SCHEDULE Q1 2021

SCHOOL CHOICE ENHANCEMENT (SCEP)

CURRENT PHASE

COMPLETE

DELIVERED

Digital Marquee
 Playground Structures
 Outdoor Benches

BUDGET

\$100,000

SCHEDULE

(CALENDAR YEAR)

PLANNING / DESIGN

Q1 2015 (Actual: 11/2015)

IMPLEMENTATION

Q2 2016 (Actual: 06/2016)

COMPLETE

Q2 2020 (Actual: 05/2020)

MUSIC



COMPLETE

SCOPE

208 Instruments Delivered

TECHNOLOGY



COMPLETE

SCOPE

633 Items Delivered

FLAG:

COMMENTS: Project schedule advanced 500 days.

PARK RIDGE ELEMENTARY SCHOOL



Address	5200 NE 9 AVENUE, DEERFIELD BEACH 33064
Location Number	1951
Board District	7
Board Member	Nora Rupert
ADEFP Budget	\$3,963,309
Total Facilities Budget	\$3,602,309

PRIMARY RENOVATIONS

CURRENT PHASE

HIRE CONTRACTOR

PROJECT UPDATE

The school is in the process of hiring a contractor to complete its renovations.

PROJECT SCOPE

Additional Funding - Board Approved 10/20/20 (JJ-3)	\$1,318,309
Building Envelope Improvements	\$746,000
Fire Alarm	\$294,000
HVAC Improvements	\$798,000
Media Center Improvements	\$268,000
Scope Modification – RTU Replacement (Complete)	\$78,000

2020 RESET SCHEDULE

(CALENDAR YEAR)

PROJECT PLANNING

Q2 2017 - Q3 2017

HIRE DESIGNER

Q3 2017 - Q1 2018

PROJECT DESIGN

Q2 2018 - Q4 2020

HIRE CONTRACTOR

Q3 2019 - Q3 2021

ACTIVE CONSTRUCTION

Q3 2021 - Q3 2023

CONSTRUCTION CLOSEOUT

Q3 2023 - Q4 2023

ORIGINAL SCHEDULE Q3 2020

2018 SCHEDULE Q3 2021

SCHOOL CHOICE ENHANCEMENT (SCEP)

CURRENT PHASE

IMPLEMENTATION

DELIVERED

Window Wraps
 Recordex Simplicity Doc
 Cameras
 Lenovo 300e
 ThinkPad L390 i5
 ThinkCentres
 EarthWalk Cart
 Cable Management
 Mini HDMI to VGA

BUDGET

\$100,000

SCHEDULE

(CALENDAR YEAR)

PLANNING / DESIGN

Q4 2018 (Actual: 11/2018)

IMPLEMENTATION

Q1 2020 (Actual: 01/2020)

COMPLETE

TBD

MUSIC



COMPLETE

SCOPE

304 Instruments Delivered

TECHNOLOGY



COMPLETE

SCOPE

216 Items Delivered

FLAG:

COMMENTS: Project schedule advanced 27 days.

PARK SPRINGS ELEMENTARY SCHOOL



Address	5800 NW 66 TERRACE, CORAL SPRINGS 33067
Location Number	3171
Board District	4
Board Member	Lori Alhadeff
ADEFP Budget	\$5,601,000
Total Facilities Budget	\$5,121,000

PRIMARY RENOVATIONS

CURRENT PHASE

PROJECT DESIGN

PROJECT UPDATE

Drawings are being developed by a professional design team. Once complete, a contractor will be hired to begin construction.

PROJECT SCOPE

Building Envelope Improvements	\$1,242,000
Conversion of Existing Space to Music and/or Art Lab(s)	\$169,000
Fire Sprinklers and Fire Alarm	\$1,034,000
HVAC Improvements	\$2,440,000
Music Room Renovation	\$136,000

2020 RESET SCHEDULE (CALENDAR YEAR)

PROJECT PLANNING

Q3 2017 - Q3 2017

HIRE DESIGNER

Q3 2017 - Q2 2018

PROJECT DESIGN

Q2 2018 - Q3 2021

HIRE CONTRACTOR

Q3 2021 - Q4 2022

ACTIVE CONSTRUCTION

Q1 2023 - Q3 2025

CONSTRUCTION CLOSEOUT

Q3 2025 - Q4 2025

ORIGINAL SCHEDULE Q3 2020

2018 SCHEDULE Q1 2022

SCHOOL CHOICE ENHANCEMENT (SCEP)

CURRENT PHASE

COMPLETE

DELIVERED

Floor scrubber
Murals
Laptops
Playground Upgrades
Desks
File Cabinets
Office Furniture

BUDGET

\$100,000

SCHEDULE (CALENDAR YEAR)

PLANNING / DESIGN

Q4 2018 (Actual: 11/2018)

IMPLEMENTATION

Q2 2019 (Actual: 04/2019)

COMPLETE

Q3 2020 (Actual: 07/2020)

MUSIC



COMPLETE

SCOPE

408 Instruments Delivered

TECHNOLOGY



COMPLETE

SCOPE

462 Items Delivered

FLAG:
COMMENTS:

PARK TRAILS ELEMENTARY SCHOOL



Address	10700 TRAILS END, PARKLAND 33076
Location Number	3781
Board District	4
Board Member	Lori Alhadeff
ADEFP Budget	\$5,309,557
Total Facilities Budget	\$3,684,690

PRIMARY RENOVATIONS

CURRENT PHASE

ACTIVE CONSTRUCTION

PROJECT UPDATE

Contractors are currently preparing the campus for construction.

PROJECT SCOPE

Additional Funding - Board Approved 10/06/20 (JJ-2)	\$1,270,690
Art Room Renovation and Equipment	\$65,000
Building Envelope Improvements	\$1,114,000
Conversion of Existing Space to Music and/or Art Lab(s)	\$339,000
Fire Alarm	\$503,000
HVAC Improvements	\$157,000
Music Room Renovation	\$136,000

2020 RESET SCHEDULE

(CALENDAR YEAR)

PROJECT PLANNING

Q3 2017 - Q4 2017

HIRE DESIGNER

Q3 2017 - Q2 2018

PROJECT DESIGN

Q2 2018 - Q2 2019

HIRE CONTRACTOR

Q3 2017 - Q1 2021

ACTIVE CONSTRUCTION

Q1 2021 - Q1 2023

CONSTRUCTION CLOSEOUT

Q1 2023 - Q2 2023

ORIGINAL SCHEDULE Q3 2020

2018 SCHEDULE Q2 2021

SCHOOL CHOICE ENHANCEMENT (SCEP)

CURRENT PHASE

IMPLEMENTATION

DELIVERED

Ballot Results Received

BUDGET

\$100,000

SCHEDULE

(CALENDAR YEAR)

PLANNING / DESIGN

Q4 2018 (Actual: 11/2018)

IMPLEMENTATION

Q1 2020 (Actual: 02/2020)

COMPLETE

TBD

MUSIC



COMPLETE

SCOPE

263 Instruments Delivered

TECHNOLOGY



COMPLETE

SCOPE

867 Items Delivered

FLAG:

COMMENTS:

PARKSIDE ELEMENTARY SCHOOL



Address	10257 NW 29 STREET, CORAL SPRINGS 33065
Location Number	3631
Board District	4
Board Member	Lori Alhadeff
ADEFP Budget	\$1,268,000
Total Facilities Budget	\$946,000

PRIMARY RENOVATIONS

CURRENT PHASE

HIRE CONTRACTOR

PROJECT UPDATE

The school is in the process of hiring a contractor to complete its renovations.

PROJECT SCOPE

Building Envelope Improvements	\$686,000
HVAC Improvements	\$160,000

2020 RESET SCHEDULE

(CALENDAR YEAR)

PROJECT PLANNING

Q3 2017 - Q3 2017

HIRE DESIGNER

Q3 2017 - Q1 2018

PROJECT DESIGN

Q2 2018 - Q4 2019

HIRE CONTRACTOR

Q2 2018 - Q3 2021

ACTIVE CONSTRUCTION

Q3 2021 - Q3 2023

CONSTRUCTION CLOSEOUT

Q3 2023 - Q4 2023

ORIGINAL SCHEDULE Q2 2020

2018 SCHEDULE Q1 2021

SCHOOL CHOICE ENHANCEMENT (SCEP)

CURRENT PHASE IMPLEMENTATION DELIVERED

Morning Show Equipment

BUDGET
\$100,000

IN PROGRESS

Digital Marquee
Strike
Access Card Reader

SCHEDULE
(CALENDAR YEAR)

PLANNING / DESIGN

Q4 2018 (Actual: 11/2018)

IMPLEMENTATION

Q2 2020 (Actual: 06/2020)

COMPLETE

TBD

MUSIC



COMPLETE

SCOPE

137 Instruments Delivered

TECHNOLOGY



COMPLETE

SCOPE

236 Items Delivered

FLAG:
COMMENTS:

PARKWAY MIDDLE SCHOOL



Address	3600 NW 5 COURT, LAUDERHILL 33311
Location Number	0701
Board District	5
Board Member	Dr. Rosalind Osgood
ADEFP Budget	\$4,309,000
Total Facilities Budget	\$4,021,000

PRIMARY RENOVATIONS

CURRENT PHASE

PROJECT DESIGN

PROJECT UPDATE

Drawings are being developed by a professional design team. Once complete, a contractor will be hired to begin construction.

PROJECT SCOPE

Building Envelope Improvements	\$1,748,640
Fire Sprinklers	\$45,000
HVAC Improvements	\$1,036,000
Media Center improvements	\$337,000
Scope Modification – Re-roofing Building 22 & 24 (Complete)	\$754,360

2020 RESET SCHEDULE

(CALENDAR YEAR)

PROJECT PLANNING

Q2 2016 - Q3 2016

HIRE DESIGNER

Q2 2016 - Q1 2017

PROJECT DESIGN

Q1 2017 - Q2 2021

HIRE CONTRACTOR

Q2 2021 - Q4 2021

ACTIVE CONSTRUCTION

Q4 2021 - Q1 2024

CONSTRUCTION CLOSEOUT

Q1 2024 - Q2 2024

ORIGINAL SCHEDULE Q1 2019

2018 SCHEDULE Q2 2021

SCHOOL CHOICE ENHANCEMENT (SCEP)

CURRENT PHASE IMPLEMENTATION

BUDGET
\$100,000

SCHEDULE (CALENDAR YEAR)

DELIVERED

ThinkPad L13 i7
Laptop Sleeves
HDMI to VGA Adapter
Murals

IN PROGRESS

Lenovo 300e

PLANNING / DESIGN

Q1 2015 (Actual: 11/2015)

IMPLEMENTATION

Q2 2020 (Actual: 06/2020)

COMPLETE

TBD

MUSIC



COMPLETE

SCOPE

47 Instruments Delivered

FLAG:
COMMENTS:

PASADENA LAKES ELEMENTARY SCHOOL



Address	8801 PASADENA BOULEVARD, PEMBROKE PINES 33024
Location Number	2071
Board District	1
Board Member	Ann Murray
ADEFP Budget	\$4,342,000
Total Facilities Budget	\$4,123,000

PRIMARY RENOVATIONS

CURRENT PHASE

HIRE CONTRACTOR

PROJECT UPDATE

The school is in the process of hiring a contractor to complete its renovations.

PROJECT SCOPE

Building Envelope Improvements	\$676,630
Fire Sprinklers	\$742,000
HVAC Improvements	\$1,638,000
Media Center Improvements	\$323,000
Scope Modification – Roofing Renovation (Completion Date: Q4 2021)	\$643,370

2020 RESET SCHEDULE

(CALENDAR YEAR)

PROJECT PLANNING

Q1 2015 - Q3 2016

HIRE DESIGNER

Q1 2016 - Q1 2017

PROJECT DESIGN

Q1 2017 - Q3 2020

HIRE CONTRACTOR

Q1 2018 - Q2 2021

ACTIVE CONSTRUCTION

Q2 2021 - Q2 2023

CONSTRUCTION CLOSEOUT

Q2 2023 - Q3 2023

ORIGINAL SCHEDULE Q2 2019

2018 SCHEDULE Q1 2021

SCHOOL CHOICE ENHANCEMENT (SCEP)

CURRENT PHASE

COMPLETE

BUDGET

\$100,000

SCHEDULE

(CALENDAR YEAR)

PLANNING / DESIGN

Q1 2015 (Actual: 11/2015)

IMPLEMENTATION

Q4 2016 (Actual: 10/2016)

COMPLETE

Q1 2018 (Actual: 09/2018)

Laptops
Furniture
Cafeteria Sound System
Marquee

TECHNOLOGY



COMPLETE

SCOPE

88 Items Delivered

FLAG:

COMMENTS:

PEMBROKE LAKES ELEMENTARY SCHOOL



Address	11251 TAFT STREET, PEMBROKE PINES 33026
Location Number	2661
Board District	2
Board Member	Patricia Good
ADEFP Budget	\$5,236,900
Total Facilities Budget	\$4,861,900

PRIMARY RENOVATIONS

CURRENT PHASE

ACTIVE CONSTRUCTION

PROJECT UPDATE

Contractors are currently preparing the campus for construction.

PROJECT SCOPE

Building Envelope Improvements	\$1,020,000
Fire Alarm	\$294,000
HVAC Improvements	\$963,000
Media Center Improvements	\$277,000
Additional Funding – Board Approved 1/20/21 (JJ-9)	\$2,307,900

2020 RESET SCHEDULE

(CALENDAR YEAR)

PROJECT PLANNING

Q3 2016 - Q3 2016

HIRE DESIGNER

Q3 2016 - Q2 2017

PROJECT DESIGN

Q2 2017 - Q4 2020

HIRE CONTRACTOR

Q1 2018 - Q1 2021

ACTIVE CONSTRUCTION

Q1 2021 - Q2 2023

CONSTRUCTION CLOSEOUT

Q2 2023 - Q3 2023

ORIGINAL SCHEDULE Q3 2019

2018 SCHEDULE Q2 2021

SCHOOL CHOICE ENHANCEMENT (SCEP)

CURRENT PHASE

COMPLETE

DELIVERED

Classroom Furniture
 Cafeteria Sound System
 Replaced Keys Cylinders
 Digital Marquee
 Document Cameras
 Promethean Board
 Radio Battery

BUDGET

\$100,000

SCHEDULE

(CALENDAR YEAR)

PLANNING / DESIGN

Q4 2016 (Actual: 12/2016)

IMPLEMENTATION

Q1 2018 (Actual: 02/2018)

COMPLETE

Q4 2018 (Actual: 05/2020)

MUSIC



COMPLETE

SCOPE

250 Instruments Delivered

TECHNOLOGY



COMPLETE


SCOPE

130 Items Delivered

FLAG: **B**

COMMENTS:

PEMBROKE PINES ELEMENTARY SCHOOL



Address	6700 SW 9 STREET, PEMBROKE PINES 33023
Location Number	1221
Board District	1
Board Member	Ann Murray
ADEFP Budget	\$5,418,000
Total Facilities Budget	\$5,184,000

PRIMARY RENOVATIONS

CURRENT PHASE

ACTIVE CONSTRUCTION

PROJECT UPDATE

Media center renovations are underway on campus.

PROJECT SCOPE

Additional Funding - Board Approved 08/20/19 (JJ-1)	\$1,175,000
Building Envelope Improvements	\$1,062,000
Electrical Improvements	\$237,000
HVAC Improvements	\$2,036,892
Media Center Improvements	\$281,000
Safety / Security Upgrade	\$134,000
Scope Modification – Chiller Replacement (Complete)	\$158,108

2020 RESET SCHEDULE

(CALENDAR YEAR)

PROJECT PLANNING

Q4 2016 - Q4 2016

HIRE DESIGNER

Q4 2016 - Q2 2017

PROJECT DESIGN

Q3 2017 - Q1 2019

HIRE CONTRACTOR

Q2 2018 - Q4 2019

ACTIVE CONSTRUCTION

Q4 2019 - Q1 2023

CONSTRUCTION CLOSEOUT

Q1 2023 - Q1 2023

ORIGINAL SCHEDULE Q4 2019

2018 SCHEDULE Q2 2021

SCHOOL CHOICE ENHANCEMENT (SCEP)

CURRENT PHASE

COMPLETE

DELIVERED

Water fountains

Primary Playground Equipment

BUDGET

\$100,000

SCHEDULE

(CALENDAR YEAR)

PLANNING / DESIGN

Q4 2016 (Actual: 12/2016)

IMPLEMENTATION

Q1 2018 (Actual: 03/2018)

COMPLETE

Q4 2018 (Actual: 03/2020)

MUSIC



COMPLETE

SCOPE

260 Instruments Delivered

TECHNOLOGY



COMPLETE

SCOPE

153 Items Delivered

FLAG:

COMMENTS:

PETERS ELEMENTARY SCHOOL



Address	851 NW 68 AVENUE, PLANTATION 33317
Location Number	0931
Board District	5
Board Member	Dr. Rosalind Osgood
ADEFP Budget	\$3,444,000
Total Facilities Budget	\$3,138,000

PRIMARY RENOVATIONS

CURRENT PHASE

PROJECT DESIGN

PROJECT UPDATE

Drawings are being developed by a professional design team.
Once complete, a contractor will be hired to begin construction.

PROJECT SCOPE

Building Envelope Improvements	\$1,870,000
Fire Alarm	\$252,000
Fire Sprinklers	\$455,000
HVAC Improvements	\$219,000
Media Center Improvements	\$242,000

2020 RESET SCHEDULE

(CALENDAR YEAR)

PROJECT PLANNING

Q2 2017 - Q3 2017

HIRE DESIGNER

Q2 2017 - Q2 2018

PROJECT DESIGN

Q2 2018 - Q2 2021

HIRE CONTRACTOR

Q2 2021 - Q4 2022

ACTIVE CONSTRUCTION

Q4 2022 - Q2 2025

CONSTRUCTION CLOSEOUT

Q2 2025 - Q2 2025

ORIGINAL SCHEDULE Q3 2020

2018 SCHEDULE Q3 2021

SCHOOL CHOICE ENHANCEMENT (SCEP)

CURRENT PHASE

COMPLETE

DELIVERED

Elmo Document Cameras
Facilities Equipment
Classroom Rugs
Projectors
ActivPanels
Air mover
Janitorial Carts
Pressure Washer & Vacuum
Outdoor Benches
6-Station Listening Centers
Headphones
Chairs
Desktops
Laptops
Earthwalk Carts

BUDGET

\$100,000

SCHEDULE

(CALENDAR YEAR)

PLANNING / DESIGN

Q4 2017 (Actual: 11/2017)

IMPLEMENTATION

Q1 2019 (Actual: 03/2019)

COMPLETE

Q1 2020 (Actual: 03/2020)

MUSIC



COMPLETE

SCOPE

388 Instruments Delivered

TECHNOLOGY



COMPLETE

SCOPE

278 Items Delivered

FLAG:

COMMENTS:

PINE RIDGE EDUCATION CENTER



Address	1251 SW 42ND AVENUE, FORT LAUDERDALE 33317
Location Number	0653
Board District	3
Board Member	Sarah Leonardi
ADEFP Budget	\$243,000
Total Facilities Budget	\$174,000

PRIMARY RENOVATIONS

CURRENT PHASE

CLOSEOUT

PROJECT UPDATE

All campus renovations are complete.

PROJECT SCOPE

HVAC Improvements	\$74,000
-------------------	----------

2020 RESET SCHEDULE

(CALENDAR YEAR)

PROJECT PLANNING

Q2 2017 - Q4 2017

HIRE DESIGNER

N/A

PROJECT DESIGN

N/A

HIRE CONTRACTOR

Q1 2018 - Q2 2018

ACTIVE CONSTRUCTION

Q2 2018 - Q3 2019

CONSTRUCTION CLOSEOUT

Q3 2019 - Q2 2021

ORIGINAL SCHEDULE Q3 2019

2018 SCHEDULE Q3 2019

SCHOOL CHOICE ENHANCEMENT (SCEP)

CURRENT PHASE

COMPLETE

DELIVERED

Projectors
Two-way radios
Student Desks
Teacher Planning Room Upgrade
Laptops for the Computer Lab
TV Studio Equipment
TV Monitors

BUDGET

\$100,000

IN PROGRESS

TV monitors and installation

SCHEDULE

(CALENDAR YEAR)

PLANNING / DESIGN

Q1 2015 (Actual: 11/2015)

IMPLEMENTATION

Q4 2016 (Actual: 11/2016)

COMPLETE

Q4 2017 (Actual: 08/2017)

FLAG:

COMMENTS:

PINES LAKES ELEMENTARY SCHOOL



Address	10300 JOHNSON STREET, PEMBROKE PINES 33026
Location Number	2861
Board District	2
Board Member	Patricia Good
ADEFP Budget	\$2,116,000
Total Facilities Budget	\$1,825,000

PRIMARY RENOVATIONS

CURRENT PHASE

ACTIVE CONSTRUCTION

PROJECT UPDATE

The school has hired a contractor to complete its renovations.

PROJECT SCOPE

Additional Funding - Board Approved 9/15/20 (JJ-5)	\$242,000
Building Envelope Improvements	\$270,000
Fire Sprinklers	\$662,000
HVAC Improvements	\$395,000
Media Center Improvements	\$156,000

2020 RESET SCHEDULE

(CALENDAR YEAR)

PROJECT PLANNING

Q2 2017 - Q2 2017

HIRE DESIGNER

Q2 2017 - Q4 2017

PROJECT DESIGN

Q4 2017 - Q2 2019

HIRE CONTRACTOR

Q3 2018 - Q1 2021

ACTIVE CONSTRUCTION

Q1 2021 - Q4 2023

CONSTRUCTION CLOSEOUT

Q4 2023 - Q1 2024

ORIGINAL SCHEDULE Q1 2020

2018 SCHEDULE Q1 2021

SCHOOL CHOICE ENHANCEMENT (SCEP)

CURRENT PHASE

IMPLEMENTATION

DELIVERED

Office Furniture

Murals

SPE Enhancements (Fencing and Gate)

Monument Marquee

BUDGET

\$100,000

SCHEDULE

(CALENDAR YEAR)

PLANNING / DESIGN

Q4 2017 (Actual: 11/2017)

IMPLEMENTATION

Q2 2018 (Actual: 06/2018)

COMPLETE

TBD

MUSIC



COMPLETE

SCOPE

241 Instruments Delivered

TECHNOLOGY



COMPLETE

SCOPE

264 Items Delivered

FLAG:

COMMENTS:

PINES MIDDLE SCHOOL



Address	200 NW DOUGLAS ROAD, PEMBROKE PINES 33024
Location Number	1881
Board District	2
Board Member	Patricia Good
ADEFP Budget	\$1,163,730
Total Facilities Budget	\$801,730

PRIMARY RENOVATIONS

CURRENT PHASE

ACTIVE CONSTRUCTION

PROJECT UPDATE

Contractors are currently preparing the campus for construction.

PROJECT SCOPE

Additional Funding - Board Approved 7/21/20 (JJ-11)	\$306,730
Building Envelope Improvements	\$105,000
HVAC Improvements	\$290,000

2020 RESET SCHEDULE

(CALENDAR YEAR)

PROJECT PLANNING

Q4 2017 - Q4 2017

HIRE DESIGNER

Q3 2017 - Q3 2018

PROJECT DESIGN

Q3 2018 - Q2 2019

HIRE CONTRACTOR

Q2 2020 - Q1 2021

ACTIVE CONSTRUCTION

Q2 2021 - Q4 2022

CONSTRUCTION CLOSEOUT

Q4 2022 - Q1 2023

ORIGINAL SCHEDULE Q3 2020

2018 SCHEDULE Q2 2021

SCHOOL CHOICE ENHANCEMENT (SCEP)

CURRENT PHASE

PLANNING/DESIGN

BUDGET

\$100,000

SCHEDULE

(CALENDAR YEAR)

PLANNING / DESIGN

Q4 2018 (Actual: 11/2018)

IMPLEMENTATION

TBD

COMPLETE

TBD

MUSIC



COMPLETE

SCOPE

124 Instruments Delivered

TECHNOLOGY



COMPLETE

SCOPE

603 Items Delivered

FLAG:

COMMENTS: Project schedule advanced 491 days.

PINEWOOD ELEMENTARY SCHOOL



Address	1600 SW 83 AVENUE, NORTH LAUDERDALE 33068
Location Number	2811
Board District	4
Board Member	Lori Alhadeff
ADEFP Budget	\$4,656,000
Total Facilities Budget	\$4,406,000

PRIMARY RENOVATIONS

CURRENT PHASE

ACTIVE CONSTRUCTION

PROJECT UPDATE

Media center renovations are underway on campus.

PROJECT SCOPE

Additional Funding - Board Approved 06/11/19 (JJ-1)	\$2,398,000
Building Envelope Improvements	\$862,000
Fire Sprinklers	\$732,000
HVAC Improvements	\$122,000
Media Center Improvements	\$192,000

2020 RESET SCHEDULE

(CALENDAR YEAR)

PROJECT PLANNING

Q4 2016 - Q4 2016

HIRE DESIGNER

Q4 2016 - Q2 2017

PROJECT DESIGN

Q2 2017 - Q1 2019

HIRE CONTRACTOR

Q4 2017 - Q3 2019

ACTIVE CONSTRUCTION

Q3 2019 - Q2 2021

CONSTRUCTION CLOSEOUT

Q2 2021 - Q3 2021

ORIGINAL SCHEDULE Q2 2019

2018 SCHEDULE Q3 2020

SCHOOL CHOICE ENHANCEMENT (SCEP)

CURRENT PHASE

COMPLETE

DELIVERED

Laptops
Laptop Carts
Two-way Radios
Portable Sound System
Electric Strike
Digital Marquee
Desktops

BUDGET

\$100,000

SCHEDULE

(CALENDAR YEAR)

PLANNING / DESIGN

Q1 2015 (Actual: 11/2015)

IMPLEMENTATION

Q3 2016 (Actual: 09/2016)

COMPLETE

Q1 2020 (Actual: 03/2020)

MUSIC



COMPLETE

SCOPE

197 Instruments Delivered

TECHNOLOGY



COMPLETE

SCOPE

217 Items Delivered

FLAG:

COMMENTS: Project schedule advanced 44 days.

PIONEER MIDDLE SCHOOL



Address	5350 SW 90 AVENUE, COOPER CITY 33328
Location Number	2571
Board District	6
Board Member	Laurie Rich Levinson
ADEFP Budget	\$12,592,193
Total Facilities Budget	\$11,935,193

PRIMARY RENOVATIONS

CURRENT PHASE

ACTIVE CONSTRUCTION

PROJECT UPDATE

Roofing repairs are underway.

PROJECT SCOPE

Additional Funding - Board Approved 07/23/19 (JJ-2)	\$3,467,193
Building Envelope Improvements	\$2,018,000
Fire Sprinkler Protection. Upgrade lighting to T8 and Emergency Lighting	\$1,550,000
HVAC Improvements	\$4,011,000
Media Center Improvements	\$633,000
Safety / Security Upgrade	\$86,000

2020 RESET SCHEDULE

(CALENDAR YEAR)

PROJECT PLANNING

Q2 2016 - Q3 2016

HIRE DESIGNER

Q2 2016 - Q1 2017

PROJECT DESIGN

Q1 2017 - Q1 2019

HIRE CONTRACTOR

Q4 2017 - Q3 2019

ACTIVE CONSTRUCTION

Q3 2019 - Q2 2021

CONSTRUCTION CLOSEOUT

Q2 2021 - Q2 2021

ORIGINAL SCHEDULE Q3 2019

2018 SCHEDULE Q2 2021

SCHOOL CHOICE ENHANCEMENT (SCEP)

CURRENT PHASE

COMPLETE

DELIVERED

Stage Lectern
 Podium
 Instrument Storage
 Conference Room Updates
 Office Furniture
 Digital Marquee
 Teachers Desk
 Armless Chairs

BUDGET

\$100,000

SCHEDULE

(CALENDAR YEAR)

PLANNING / DESIGN

Q4 2016 (Actual: 12/2016)

IMPLEMENTATION

Q2 2017 (Actual: 05/2017)

COMPLETE

Q4 2018 (Actual: 10/2019)

ATHLETICS



COMPLETE

SCOPE

Track Improvements

MUSIC



COMPLETE

SCOPE

59 Instruments Delivered

TECHNOLOGY



COMPLETE

SCOPE

382 Items Delivered

FLAG: S

COMMENTS: Project schedule showing loss of 12 days.
 (Fire Department requiring additional fire sprinkler work in the schools walk in freezer)

PIPER HIGH SCHOOL



Address	8000 NW 44 STREET, SUNRISE 33351
Location Number	1901
Board District	5
Board Member	Dr. Rosalind Osgood
ADEFP Budget	\$21,555,400
Total Facilities Budget	\$20,172,400

PRIMARY RENOVATIONS

CURRENT PHASE

ACTIVE CONSTRUCTION

PROJECT UPDATE

Roofing repairs, culinary lab renovations, and the installation of underground drain lines in Building 1 are currently underway.

PROJECT SCOPE

Additional Funding - Board Approved 2/4/20 (JJ-2)	\$5,570,400
Building Envelope Improvements	\$4,236,000
Electrical Improvements	\$266,000
Fire Sprinklers	\$494,000
HVAC Improvements	\$6,161,000
Media Center Improvements	\$693,000
Safety / Security Upgrade	\$212,000
STEM Lab Improvements	\$2,319,000

2020 RESET SCHEDULE

(CALENDAR YEAR)

PROJECT PLANNING

Q1 2016 - Q1 2016

HIRE DESIGNER

Q1 2016 - Q3 2016

PROJECT DESIGN

Q3 2016 - Q4 2019

HIRE CONTRACTOR

Q2 2017 - Q2 2020

ACTIVE CONSTRUCTION

Q2 2020 - Q1 2023

CONSTRUCTION CLOSEOUT

Q1 2023 - Q2 2023

ORIGINAL SCHEDULE Q3 2019

2018 SCHEDULE Q2 2022

SCHOOL CHOICE ENHANCEMENT (SCEP)

CURRENT PHASE

COMPLETE

DELIVERED

BUDGET

\$100,000

SCHEDULE

(CALENDAR YEAR)

PLANNING / DESIGN

Q1 2015 (Actual: 11/2015)

IMPLEMENTATION

Q2 2017 (Actual: 05/2017)

COMPLETE

Q2 2018 (Actual: 06/2018)

Picnic Tables
 Auditorium Sound System
 Gym Sound System
 Microphones
 Desktops
 Mini auditorium sound system

ATHLETICS



COMPLETE

SCOPE

Weight Room Improvements

MUSIC



COMPLETE

SCOPE

245 Instruments Delivered

TECHNOLOGY



COMPLETE

SCOPE

698 Items Delivered

FLAG:

COMMENTS:

PLANTATION ELEMENTARY SCHOOL



Address	651 NW 42 AVENUE, PLANTATION 33317
Location Number	0941
Board District	5
Board Member	Dr. Rosalind Osgood
ADEFP Budget	\$483,000
Total Facilities Budget	\$245,000

PRIMARY RENOVATIONS

CURRENT PHASE

CLOSEOUT

PROJECT UPDATE

All campus renovations are complete.

PROJECT SCOPE

HVAC Improvements	\$145,000
-------------------	-----------

2020 RESET SCHEDULE

(CALENDAR YEAR)

PROJECT PLANNING

Q2 2017 - Q2 2018

HIRE DESIGNER

N/A

PROJECT DESIGN

N/A

HIRE CONTRACTOR

Q2 2018 - Q3 2018

ACTIVE CONSTRUCTION

Q4 2018 - Q2 2020

CONSTRUCTION CLOSEOUT

Q2 2020 - Q2 2021

ORIGINAL SCHEDULE Q2 2020

2018 SCHEDULE Q2 2020

SCHOOL CHOICE ENHANCEMENT (SCEP)

CURRENT PHASE

COMPLETE

DELIVERED

Electric Strikes
 Golf Cart
 Cafeteria Sound System
 Student Benches
 Cafeteria Stage Curtains
 Front Office Furniture
 Stackable Chairs
 Digital Marquee

BUDGET

\$100,000

SCHEDULE

(CALENDAR YEAR)

PLANNING / DESIGN

Q1 2015 (Actual: 11/2015)

IMPLEMENTATION

Q2 2018 (Actual: 05/2018)

COMPLETE

Q1 2020 (Actual: 03/2020)

MUSIC



COMPLETE

SCOPE

414 Instruments Delivered

TECHNOLOGY



COMPLETE

SCOPE

218 Items Delivered

FLAG:

COMMENTS:

PLANTATION HIGH SCHOOL



Address	6901 NW 16 STREET, PLANTATION 33313
Location Number	1451
Board District	5
Board Member	Dr. Rosalind Osgood
ADEFP Budget	\$16,883,993
Total Facilities Budget	\$15,470,000

PRIMARY RENOVATIONS

CURRENT PHASE

PROJECT DESIGN

PROJECT UPDATE

Drawings are being developed by a professional design team. Once complete, a contractor will be hired to begin construction.

PROJECT SCOPE

Building Envelope Improvements	\$2,725,000
Fire Sprinklers	\$1,978,000
HVAC Improvements	\$6,312,000
Media Center Improvements	\$772,000
Replace Building 2	\$1,192,000
Safety / Security Upgrade	\$57,000
STEM Lab Improvements	\$1,913,000

2020 RESET SCHEDULE

(CALENDAR YEAR)

PROJECT PLANNING

Q1 2017 - Q1 2017

HIRE DESIGNER

Q1 2017 - Q4 2017

PROJECT DESIGN

Q4 2017 - Q2 2021

HIRE CONTRACTOR

Q1 2017 - Q4 2021

ACTIVE CONSTRUCTION

Q4 2021 - Q4 2024

CONSTRUCTION CLOSEOUT

Q4 2024 - Q1 2025

ORIGINAL SCHEDULE Q1 2020

2018 SCHEDULE Q2 2022

SCHOOL CHOICE ENHANCEMENT (SCEP)

CURRENT PHASE

COMPLETE

DELIVERED

Golf Cart
 Front Office Furniture
 Gym Speaker System
 Gym Scoreboards
 Marquee
 USB 2.0 Port Slim Hub
 Mini DisplayPort Adaptor
 Rocstar Mini
 Aoni HD Webcam

BUDGET

\$100,000

SCHEDULE

(CALENDAR YEAR)

PLANNING / DESIGN

Q4 2017 (Actual: 11/2017)

IMPLEMENTATION

Q2 2018 (Actual: 05/2018)

COMPLETE

Q1 2020 (Actual: 03/2020)

ATHLETICS



COMPLETE

SCOPE

Track Improvements

Weight Room Improvements

MUSIC



COMPLETE

SCOPE

361 Instruments Delivered

TECHNOLOGY



COMPLETE

SCOPE

849 Items Delivered

FLAG:

COMMENTS:

PLANTATION MIDDLE SCHOOL



Address	6600 W SUNRISE BOULEVARD, PLANTATION 33313
Location Number	0551
Board District	5
Board Member	Dr. Rosalind Osgood
ADEFP Budget	\$7,115,300
Total Facilities Budget	\$6,736,300

PRIMARY RENOVATIONS

CURRENT PHASE

ACTIVE CONSTRUCTION

PROJECT UPDATE

Contractors are currently preparing the campus for construction.

PROJECT SCOPE

Additional Funding - Board Approved 03/03/20 (JJ-1)	\$3,188,300
Building Envelope Improvements	\$1,796,000
Electrical Improvements	\$277,000
Fire Sprinklers	\$585,000
HVAC Improvements	\$235,000
Media Center Improvements	\$555,000

2020 RESET SCHEDULE

(CALENDAR YEAR)

PROJECT PLANNING

Q1 2016 - Q1 2016

HIRE DESIGNER

Q1 2016 - Q1 2017

PROJECT DESIGN

Q1 2017 - Q2 2019

HIRE CONTRACTOR

Q4 2017 - Q3 2020

ACTIVE CONSTRUCTION

Q3 2020 - Q1 2023

CONSTRUCTION CLOSEOUT

Q1 2023 - Q2 2023

ORIGINAL SCHEDULE Q3 2019

2018 SCHEDULE Q3 2020

SCHOOL CHOICE ENHANCEMENT (SCEP)

CURRENT PHASE

COMPLETE

DELIVERED

Exterior Paint
 Student chairs
 Logos
 Digital Marquee
 Restructuring of Front Office

BUDGET

\$100,000

SCHEDULE

(CALENDAR YEAR)

PLANNING / DESIGN

Q1 2016 (Actual: 01/2016)

IMPLEMENTATION

Q2 2018 (Actual: 04/2018)

COMPLETE

Q4 2018 (Actual: 11/2019)

MUSIC



COMPLETE

SCOPE

129 Instruments Delivered

TECHNOLOGY



COMPLETE

SCOPE

334 Items Delivered

FLAG:

COMMENTS:

PLANTATION PARK ELEMENTARY SCHOOL



Address	875 SW 54 AVENUE, PLANTATION 33317
Location Number	1251
Board District	6
Board Member	Laurie Rich Levinson
ADEFP Budget	\$2,342,000
Total Facilities Budget	\$2,083,000

PRIMARY RENOVATIONS

CURRENT PHASE

HIRE CONTRACTOR

PROJECT UPDATE

The school is in the process of hiring a contractor to complete its renovations.

PROJECT SCOPE

Building Envelope Improvements	\$817,000
Fire Alarm	\$294,000
HVAC Improvements	\$716,000
Media Center Improvements	\$156,000

2020 RESET SCHEDULE

(CALENDAR YEAR)

PROJECT PLANNING

Q4 2017 - Q4 2017

HIRE DESIGNER

Q3 2017 - Q3 2018

PROJECT DESIGN

Q3 2018 - Q2 2020

HIRE CONTRACTOR

Q2 2020 - Q1 2022

ACTIVE CONSTRUCTION

Q1 2022 - Q4 2023

CONSTRUCTION CLOSEOUT

Q4 2023 - Q1 2024

ORIGINAL SCHEDULE Q3 2020

2018 SCHEDULE Q2 2021

SCHOOL CHOICE ENHANCEMENT (SCEP)

CURRENT PHASE

IMPLEMENTATION

DELIVERED

Lockdown shades
 Window Wraps
 Aiphone and strike
 Morning Show Equipment
 New Digital Marquee

BUDGET

\$100,000

SCHEDULE

(CALENDAR YEAR)

PLANNING / DESIGN

Q4 2018 (Actual: 11/2018)

IMPLEMENTATION

Q2 2019 (Actual: 05/2019)

COMPLETE

TBD

MUSIC



COMPLETE

SCOPE

645 Instruments Delivered

TECHNOLOGY



COMPLETE

SCOPE

234 Items Delivered

FLAG:

COMMENTS: Project schedule advanced 141 days.

POMPANO BEACH ELEMENTARY SCHOOL



Address	700 NE 13 AVENUE, POMPANO BEACH 33060
Location Number	0751
Board District	7
Board Member	Nora Rupert
ADEFP Budget	\$6,969,551
Total Facilities Budget	\$6,714,551

PRIMARY RENOVATIONS

CURRENT PHASE

ACTIVE CONSTRUCTION

PROJECT UPDATE

The Contractor continues making progress in Building 2 Kitchen and cafeteria. Work continues in Buildings 6 through 9 on the replacement of unit ventilators.

PROJECT SCOPE

Additional Funding - Board Approved 01/15/19 (JJ-3)	\$1,390,551
Building Envelope Improvements	\$981,000
Electrical Improvements	\$250,000
Fire Alarm	\$251,000
Fire Sprinklers	\$639,000
HVAC Improvements	\$1,903,000
Improvements to or Replacement of Building 3	\$1,200,000

2020 RESET SCHEDULE

(CALENDAR YEAR)

PROJECT PLANNING

Q1 2016 - Q2 2016

HIRE DESIGNER

Q1 2016 - Q4 2016

PROJECT DESIGN

Q4 2016 - Q2 2018

HIRE CONTRACTOR

Q4 2017 - Q1 2019

ACTIVE CONSTRUCTION

Q1 2019 - Q1 2021

CONSTRUCTION CLOSEOUT

Q1 2021 - Q2 2021

ORIGINAL SCHEDULE Q2 2019

2018 SCHEDULE Q2 2020

SCHOOL CHOICE ENHANCEMENT (SCEP)

CURRENT PHASE

COMPLETE

DELIVERED

Student Laptops
 Laptop Carts
 Classroom Furniture
 Desks
 Chairs
 Bookshelves
 Tables

BUDGET

\$100,000

SCHEDULE

(CALENDAR YEAR)

PLANNING / DESIGN

Q1 2016 (Actual: 01/2016)

IMPLEMENTATION

Q3 2016 (Actual: 08/2016)

COMPLETE

Q4 2017 (Actual: 07/2017)

MUSIC



COMPLETE

SCOPE

367 Instruments Delivered

TECHNOLOGY



COMPLETE

SCOPE

380 Items Delivered

FLAG:

COMMENTS: Project schedule advanced 183 days.

POMPAÑO BEACH HIGH SCHOOL



Address	600 NE 13 AVENUE, POMPAÑO BEACH 33060
Location Number	0185
Board District	7
Board Member	Nora Rupert
ADEFP Budget	\$3,951,000
Total Facilities Budget	\$3,165,000

PRIMARY RENOVATIONS

CURRENT PHASE

PROJECT DESIGN

PROJECT UPDATE

Drawings are being developed by a professional design team. Once complete, a contractor will be hired to begin construction.

PROJECT SCOPE

Art Room Renovation and Equipment	\$110,000
Building Envelope Improvements	\$468,000
Conversion of Existing Space to Music and/or Art Lab(s)	\$337,000
Fire Sprinklers	\$914,000
HVAC Improvements	\$815,000

2020 RESET SCHEDULE

(CALENDAR YEAR)

PROJECT PLANNING

Q2 2017 - Q4 2017

HIRE DESIGNER

Q3 2017 - Q1 2018

PROJECT DESIGN

Q2 2018 - Q3 2021

HIRE CONTRACTOR

Q3 2021 - Q1 2023

ACTIVE CONSTRUCTION

Q1 2023 - Q2 2025

CONSTRUCTION CLOSEOUT

Q2 2025 - Q2 2025

ORIGINAL SCHEDULE Q3 2020

2018 SCHEDULE Q3 2021

SCHOOL CHOICE ENHANCEMENT (SCEP)

CURRENT PHASE

COMPLETE

DELIVERED

Football Scoreboard
 Aiphone Master & Sub-master
 Camera
 Door Strikes
 Media Center Upgrades
 Shelf Storage

BUDGET

\$100,000

SCHEDULE

(CALENDAR YEAR)

PLANNING / DESIGN

Q4 2018 (Actual: 11/2018)

IMPLEMENTATION

Q2 2019 (Actual: 04/2019)

COMPLETE

Q4 2020 (Actual: 11/2020)

ATHLETICS



COMPLETE

SCOPE

Track Improvements
 Weight Room Improvements

MUSIC



COMPLETE

SCOPE

784 Instruments delivered

TECHNOLOGY



COMPLETE

SCOPE

305 Items Delivered

FLAG:

COMMENTS:

POMPANO BEACH MIDDLE SCHOOL



Address	310 NE 6 STREET, POMPANO BEACH 33060
Location Number	0021
Board District	7
Board Member	Nora Rupert
ADEFP Budget	\$13,364,180
Total Facilities Budget	\$12,971,180

PRIMARY RENOVATIONS

CURRENT PHASE

ACTIVE CONSTRUCTION

PROJECT UPDATE

The roof on Building 1 is currently being demolished as part of the school's roofing repairs.

PROJECT SCOPE

Additional Funding - Board Approved 02/20/19 (JJ-6)	\$4,787,180
Building Envelope Improvements	\$758,000
Fire Alarm	\$419,000
Fire Sprinklers	\$722,000
HVAC Improvements	\$2,609,000
Improvements to or Replacement of Building 5	\$797,000
Media Center improvements	\$484,000
New SBS Modified Roof and Accessories on Bldgs 1, 2, 3, 5 & 8 incl. Canopies (Excluding Aluminum Canopies)	\$2,295,000

2020 RESET SCHEDULE

(CALENDAR YEAR)

PROJECT PLANNING

Q1 2016 - Q1 2016

HIRE DESIGNER

Q1 2016 - Q4 2016

PROJECT DESIGN

Q4 2016 - Q4 2018

HIRE CONTRACTOR

Q3 2017 - Q1 2019

ACTIVE CONSTRUCTION

Q1 2019 - Q2 2022

CONSTRUCTION CLOSEOUT

Q2 2022 - Q2 2022

ORIGINAL SCHEDULE Q3 2019

2018 SCHEDULE Q3 2020

SCHOOL CHOICE ENHANCEMENT (SCEP)

CURRENT PHASE

COMPLETE

DELIVERED

Indoor & Outdoor Furniture
 Science Table
 Teacher Chairs
 Principal Conference Chairs

BUDGET

\$100,000

SCHEDULE

(CALENDAR YEAR)

PLANNING / DESIGN

Q1 2015 (Actual: 11/2015)

IMPLEMENTATION

N/A (Actual: N/A)

COMPLETE

Q3 2016 (Actual: 08/2016)

TECHNOLOGY



COMPLETE

SCOPE

358 Items Delivered

FLAG:

COMMENTS:

QUIET WATERS ELEMENTARY SCHOOL



Address	4150 W HILLSBORO BOULEVARD, DEERFIELD BEACH 33442
Location Number	3121
Board District	7
Board Member	Nora Rupert
ADEFP Budget	\$6,829,000
Total Facilities Budget	\$6,297,000

PRIMARY RENOVATIONS

CURRENT PHASE

ACTIVE CONSTRUCTION

PROJECT UPDATE

Roofing repairs and fire sprinkler system improvements are currently underway.

PROJECT SCOPE

Additional Funding - Board Approved 08/07/18 (JJ-11)	\$1,576,000
Art Room Renovation and Equipment	\$65,000
Building Envelope Improvements	\$1,228,000
Conversion of Existing Space to Music and/or Art Lab(s)	\$339,000
Fire Sprinklers	\$737,000
HVAC Improvements	\$2,116,000
Music Room Renovation	\$136,000

2020 RESET SCHEDULE

(CALENDAR YEAR)

PROJECT PLANNING

Q1 2016 - Q1 2016

HIRE DESIGNER

Q1 2016 - Q3 2016

PROJECT DESIGN

Q3 2016 - Q2 2018

HIRE CONTRACTOR

Q2 2017 - Q4 2018

ACTIVE CONSTRUCTION

Q4 2018 - Q4 2021

CONSTRUCTION CLOSEOUT

Q4 2021 - Q4 2021

ORIGINAL SCHEDULE Q2 2019

2018 SCHEDULE Q1 2020

SCHOOL CHOICE ENHANCEMENT (SCEP)

CURRENT PHASE

IMPLEMENTATION

DELIVERED

Picnic Tables
 Electric Strike
 Laptops
 Document Cameras
 Projectors
 Lenovo adapters
 Digital marquee

BUDGET

\$100,000

SCHEDULE

(CALENDAR YEAR)

PLANNING / DESIGN

Q1 2016 (Actual: 01/2016)

IMPLEMENTATION

Q2 2018 (Actual: 06/2018)

COMPLETE

Q2 2019

MUSIC



COMPLETE

SCOPE

603 Instruments Delivered

TECHNOLOGY



COMPLETE

SCOPE

380 Items Delivered

FLAG:

COMMENTS: Project schedule advanced 25 days.

RAMBLEWOOD ELEMENTARY SCHOOL



Address	8950 SHADOW WOOD BOULEVARD, CORAL SPRINGS 33071
Location Number	2721
Board District	4
Board Member	Lori Alhadeff
ADEFP Budget	\$4,665,158
Total Facilities Budget	\$4,313,158

PRIMARY RENOVATIONS

CURRENT PHASE

ACTIVE CONSTRUCTION

PROJECT UPDATE

HVAC chillers and air handling units are being installed on campus.

PROJECT SCOPE

Additional Funding - Board Approved 12/18/18 (JJ-2)	\$1,353,158
Building Envelope Improvements	\$490,000
Fire Sprinklers	\$702,000
HVAC Improvements	\$1,492,000
Media Center Improvements	\$170,000
PE/Athletic Improvements	\$6,000

2020 RESET SCHEDULE

(CALENDAR YEAR)

PROJECT PLANNING

Q1 2016 - Q2 2016

HIRE DESIGNER

Q1 2016 - Q4 2016

PROJECT DESIGN

Q4 2016 - Q3 2018

HIRE CONTRACTOR

Q4 2017 - Q2 2019

ACTIVE CONSTRUCTION

Q2 2019 - Q4 2021

CONSTRUCTION CLOSEOUT

Q4 2021 - Q4 2021

ORIGINAL SCHEDULE Q3 2019

2018 SCHEDULE Q1 2020

SCHOOL CHOICE ENHANCEMENT (SCEP)

CURRENT PHASE

IMPLEMENTATION

DELIVERED

Chairs
 Document Cameras
 Projectors
 USB 3.0 Ethernet Adapter,
 AC Adapter
 Lenovo Laptops
 Marquee
 Playground Upgrades

BUDGET

\$100,000

SCHEDULE

(CALENDAR YEAR)

PLANNING / DESIGN

Q1 2016 (Actual: 01/2016)

IMPLEMENTATION

Q1 2018 (Actual: 02/2018)

COMPLETE

TBD

MUSIC



COMPLETE

SCOPE

348 Instruments Delivered

TECHNOLOGY



COMPLETE

SCOPE

282 Items Delivered

FLAG:

COMMENTS:

RAMBLEWOOD MIDDLE SCHOOL



Address	8505 W ATLANTIC BOULEVARD, CORAL SPRINGS 33071
Location Number	2711
Board District	4
Board Member	Lori Alhadeff
ADEFP Budget	\$7,499,241
Total Facilities Budget	\$6,978,241

PRIMARY RENOVATIONS

CURRENT PHASE

ACTIVE CONSTRUCTION

PROJECT UPDATE

Media center renovations are complete, while roofing repairs remain underway.

PROJECT SCOPE

Additional Funding - Board Approved 2/19/20 (JJ-3)	\$2,334,241
Building Envelope Improvements	\$2,157,000
Electrical Improvements	\$452,000
Fire Sprinklers	\$1,207,000
HVAC Improvements	\$222,000
Media Center Improvements	\$456,000
Safety / Security Upgrade	\$50,000

2020 RESET SCHEDULE

(CALENDAR YEAR)

PROJECT PLANNING

Q4 2016 - Q4 2016

HIRE DESIGNER

Q4 2016 - Q2 2017

PROJECT DESIGN

Q2 2017 - Q2 2019

HIRE CONTRACTOR

Q2 2018 - Q2 2020

ACTIVE CONSTRUCTION

Q2 2020 - Q2 2022

CONSTRUCTION CLOSEOUT

Q2 2022 - Q3 2022

ORIGINAL SCHEDULE Q1 2020

2018 SCHEDULE Q1 2021

SCHOOL CHOICE ENHANCEMENT (SCEP)

CURRENT PHASE

COMPLETE

DELIVERED

Printers
TVs for the cafeteria
Projector for the cafeteria
Cafeteria sound system
LCD projectors
3D Printer
Marquee
Signage for SPE

BUDGET

\$100,000

IN PROGRESS

SPE signage

SCHEDULE

(CALENDAR YEAR)

PLANNING / DESIGN

Q4 2016 (Actual: 12/2016)

IMPLEMENTATION

Q2 2017 (Actual: 03/2017)

COMPLETE

Q2 2018 (Actual: 07/2018)

MUSIC



COMPLETE

SCOPE

34 Instruments Delivered

TECHNOLOGY



COMPLETE

SCOPE

443 Items Delivered

FLAG:
COMMENTS:

RIVERGLADES ELEMENTARY SCHOOL



Address	7400 PARKSIDE DRIVE, PARKLAND 33067
Location Number	2891
Board District	4
Board Member	Lori Alhadeff
ADEFP Budget	\$11,430,602
Total Facilities Budget	\$3,218,177

PRIMARY RENOVATIONS

CURRENT PHASE

ACTIVE CONSTRUCTION

PROJECT UPDATE

Several building on campus are being repainted.

PROJECT SCOPE

Additional Funding - Board Approved 09/04/19 (JJ-6)	\$448,177
Building Envelope Improvements	\$1,015,000
Fire Alarm	\$294,000
Fire Sprinklers	\$783,000
HVAC Improvements	\$578,000

2020 RESET SCHEDULE

(CALENDAR YEAR)

PROJECT PLANNING

Q4 2016 - Q4 2016

HIRE DESIGNER

Q4 2016 - Q2 2017

PROJECT DESIGN

Q2 2017 - Q1 2019

HIRE CONTRACTOR

Q1 2018 - Q4 2019

ACTIVE CONSTRUCTION

Q4 2019 - Q2 2022

CONSTRUCTION CLOSEOUT

Q2 2022 - Q3 2022

ORIGINAL SCHEDULE Q4 2019

2018 SCHEDULE Q4 2020

SCHOOL CHOICE ENHANCEMENT (SCEP)

CURRENT PHASE

PLANNING/DESIGN

BUDGET

\$100,000

SCHEDULE

(CALENDAR YEAR)

PLANNING / DESIGN

Q4 2016 (Actual: 12/2016)

IMPLEMENTATION

TBD

COMPLETE

TBD

MUSIC



COMPLETE

SCOPE

436 Instruments Delivered

TECHNOLOGY



COMPLETE

SCOPE

287 Items Delivered

FLAG:

COMMENTS:

RIVERLAND ELEMENTARY SCHOOL



Address	2600 SW 11 COURT, FORT LAUDERDALE 33312
Location Number	0151
Board District	3
Board Member	Sarah Leonardi
ADEFP Budget	\$4,373,192
Total Facilities Budget	\$4,157,192

PRIMARY RENOVATIONS

CURRENT PHASE

ACTIVE CONSTRUCTION

PROJECT UPDATE

Roofing repairs are underway.

PROJECT SCOPE

Additional Funding - Board Approved 05/07/19 (JJ-3)	\$2,551,192
Building Envelope Improvements	\$791,000
HVAC Improvements	\$715,000

2020 RESET SCHEDULE

(CALENDAR YEAR)

PROJECT PLANNING

Q2 2017 - Q2 2017

HIRE DESIGNER

Q2 2017 - Q4 2017

PROJECT DESIGN

Q4 2017 - Q1 2019

HIRE CONTRACTOR

Q4 2018 - Q2 2019

ACTIVE CONSTRUCTION

Q2 2019 - Q3 2021

CONSTRUCTION CLOSEOUT

Q3 2021 - Q4 2021

ORIGINAL SCHEDULE Q1 2020

2018 SCHEDULE Q4 2020

SCHOOL CHOICE ENHANCEMENT (SCEP)

CURRENT PHASE

IMPLEMENTATION

DELIVERED

Media Center Furniture
 Aiphone at Main entrance
 Submaster
 Digital Marquee
 Teacher Desks

BUDGET

\$100,000

IN PROGRESS

Stem cameras
 SDHC Cards

SCHEDULE

(CALENDAR YEAR)

PLANNING / DESIGN

Q4 2017 (Actual: 11/2017)

IMPLEMENTATION

Q2 2019 (Actual: 05/2019)

COMPLETE

TBD

MUSIC



COMPLETE

SCOPE

1,216 Instruments Delivered

TECHNOLOGY



COMPLETE

SCOPE

305 Items Delivered

FLAG:

COMMENTS: Project schedule advanced 226 days.

RIVERSIDE ELEMENTARY SCHOOL



Address	11450 RIVERSIDE DRIVE, CORAL SPRINGS 33071
Location Number	3031
Board District	4
Board Member	Lori Alhadeff
ADEFP Budget	\$2,016,000
Total Facilities Budget	\$1,600,000

PRIMARY RENOVATIONS

CURRENT PHASE

PROJECT DESIGN

PROJECT UPDATE

Drawings are being developed by a professional design team. Once complete, a contractor will be hired to begin construction.

PROJECT SCOPE

Building Envelope Improvements	\$154,000
Fire Alarm	\$294,000
Fire Sprinklers	\$722,000
HVAC Improvements	\$170,000
Media Center Improvements	\$160,000

2020 RESET SCHEDULE

(CALENDAR YEAR)

PROJECT PLANNING

Q2 2017 - Q3 2017

HIRE DESIGNER

Q2 2017 - Q1 2018

PROJECT DESIGN

Q1 2018 - Q3 2021

HIRE CONTRACTOR

Q3 2021 - Q2 2022

ACTIVE CONSTRUCTION

Q2 2022 - Q2 2024

CONSTRUCTION CLOSEOUT

Q2 2024 - Q3 2024

ORIGINAL SCHEDULE Q1 2020

2018 SCHEDULE Q3 2021

SCHOOL CHOICE ENHANCEMENT (SCEP)

CURRENT PHASE

IMPLEMENTATION

DELIVERED

Multi Drying Steel Rack
 Art & PE Enhancements
 Ukulele Storage
 Outdoor PA speaker system
 Tables

BUDGET

\$100,000

IN PROGRESS

Full basketball court

SCHEDULE

(CALENDAR YEAR)

PLANNING / DESIGN

Q4 2017 (Actual: 11/2017)

IMPLEMENTATION

Q2 2019 (Actual: 04/2019)

COMPLETE

TBD

MUSIC



COMPLETE

SCOPE

217 Instruments Delivered

TECHNOLOGY



COMPLETE

SCOPE

214 Items Delivered

FLAG:

COMMENTS:

ROCK ISLAND ELEMENTARY SCHOOL



Address	2350 NW 19 STREET, FORT LAUDERDALE 33311
Location Number	3701
Board District	5
Board Member	Dr. Rosalind Osgood
ADEFP Budget	\$2,571,944
Total Facilities Budget	\$2,406,944

PRIMARY RENOVATIONS

CURRENT PHASE

ACTIVE CONSTRUCTION

PROJECT UPDATE

The installation of a roof ladder and lightning protection are all that remain before final inspections.

PROJECT SCOPE

Additional Funding - Board Approved 12/18/18 (JJ-9)	\$1,072,944
Building Envelope Improvements	\$983,000
HVAC Improvements	\$251,000

2020 RESET SCHEDULE

(CALENDAR YEAR)

PROJECT PLANNING

Q4 2016 - Q4 2016

HIRE DESIGNER

Q4 2016 - Q1 2017

PROJECT DESIGN

Q2 2017 - Q2 2018

HIRE CONTRACTOR

Q4 2017 - Q2 2019

ACTIVE CONSTRUCTION

Q2 2019 - Q2 2021

CONSTRUCTION CLOSEOUT

Q2 2021 - Q3 2021

ORIGINAL SCHEDULE Q2 2019

2018 SCHEDULE Q2 2020

SCHOOL CHOICE ENHANCEMENT (SCEP)

CURRENT PHASE

IMPLEMENTATION

DELIVERED

Furniture
 Mimio Boards
 Document Cameras
 Projectors
 Printers
 Bulletin Boards
 Wayfinding Signage

BUDGET

\$100,000

SCHEDULE

(CALENDAR YEAR)

PLANNING / DESIGN

Q1 2015 (Actual: 11/2015)

IMPLEMENTATION

Q2 2016 (Actual: 04/2016)

COMPLETE

Q3 2017 (Actual: 11/2017)

TECHNOLOGY



COMPLETE

SCOPE

188 Items Delivered

FLAG:

COMMENTS: Project schedule advanced 29 days.

ROYAL PALM STEM MUSEUM MAGNET



Address	1951 NW 56 AVENUE, LAUDERHILL 33313
Location Number	1851
Board District	5
Board Member	Dr. Rosalind Osgood
ADEFP Budget	\$8,290,900
Total Facilities Budget	\$8,008,900

PRIMARY RENOVATIONS

CURRENT PHASE

ACTIVE CONSTRUCTION

PROJECT UPDATE

Roofing repairs and the installation of air handling units are currently underway.

PROJECT SCOPE

Additional Funding - Board Approved 04/14/20 (12)	\$4,275,900
Building Envelope Improvements	\$1,663,000
Fire Alarm	\$294,000
Fire Sprinklers	\$758,000
HVAC Improvements	\$728,000
Media Center Improvements	\$190,000

2020 RESET SCHEDULE

(CALENDAR YEAR)

PROJECT PLANNING

Q4 2016 - Q4 2016

HIRE DESIGNER

Q4 2016 - Q3 2017

PROJECT DESIGN

Q4 2017 - Q2 2019

HIRE CONTRACTOR

Q3 2018 - Q3 2020

ACTIVE CONSTRUCTION

Q3 2020 - Q1 2022

CONSTRUCTION CLOSEOUT

Q1 2022 - Q2 2022

ORIGINAL SCHEDULE Q4 2019

2018 SCHEDULE Q1 2021

SCHOOL CHOICE ENHANCEMENT (SCEP)

CURRENT PHASE

COMPLETE

DELIVERED

Furniture (chairs & tables)
Digital marquee
Promethean Boards

BUDGET

\$100,000

IN PROGRESS

Frameless Black
Privacy Filter
Memory Foam Mouse

SCHEDULE

(CALENDAR YEAR)

PLANNING / DESIGN

Q4 2016 (Actual: 12/2016)

IMPLEMENTATION

Q1 2018 (Actual: 02/2018)

COMPLETE

Q4 2018 (Actual: 03/2020)

MUSIC



COMPLETE

SCOPE

258 Instruments Delivered

TECHNOLOGY



COMPLETE

SCOPE

191 Items Delivered

FLAG:

COMMENTS:

SANDERS PARK ELEMENTARY MAGNET



Address	800 NW 16 STREET, POMPAÑO BEACH 33060
Location Number	0891
Board District	7
Board Member	Nora Rupert
ADEFP Budget	\$5,079,000
Total Facilities Budget	\$4,873,000

PRIMARY RENOVATIONS

CURRENT PHASE

PROJECT DESIGN

PROJECT UPDATE

Drawings are being developed by a professional design team. Once complete, a contractor will be hired to begin construction.

PROJECT SCOPE

Building Envelope Improvements	\$1,346,000
Fire Alarm	\$294,000
Fire Sprinklers	\$689,000
HVAC Improvements	\$2,161,000
Media Center Improvements	\$283,000

2020 RESET SCHEDULE (CALENDAR YEAR)

PROJECT PLANNING

Q4 2017 - Q4 2017

HIRE DESIGNER

Q3 2017 - Q3 2018

PROJECT DESIGN

Q3 2018 - Q2 2021

HIRE CONTRACTOR

Q2 2021 - Q3 2022

ACTIVE CONSTRUCTION

Q3 2022 - Q4 2025

CONSTRUCTION CLOSEOUT

Q4 2025 - Q4 2025

ORIGINAL SCHEDULE Q4 2020

2018 SCHEDULE Q1 2022

SCHOOL CHOICE ENHANCEMENT (SCEP)

CURRENT PHASE

PLANNING/DESIGN

BUDGET

\$100,000

SCHEDULE

(CALENDAR YEAR)

PLANNING / DESIGN

Q4 2018 (Actual: 11/2018)

IMPLEMENTATION

TBD

COMPLETE

TBD

MUSIC



COMPLETE

SCOPE

37 Instruments Delivered

TECHNOLOGY



COMPLETE

SCOPE

297 Items Delivered

FLAG:

COMMENTS:

SANDPIPER ELEMENTARY SCHOOL



Address	3700 HIATUS ROAD, SUNRISE 33351
Location Number	3061
Board District	6
Board Member	Laurie Rich Levinson
ADEFP Budget	\$1,337,942
Total Facilities Budget	\$1,021,942

PRIMARY RENOVATIONS

CURRENT PHASE

ACTIVE CONSTRUCTION

PROJECT UPDATE

All HVAC improvements are complete. Fire alarm system improvements are complete in Buildings 1 through 10 and will begin shortly in Buildings 11 and 13.

PROJECT SCOPE

Additional Funding - Board Approved 11/07/18 (JJ-6)	\$452,942
Fire Alarm	\$319,000
HVAC Improvements	\$150,000

2020 RESET SCHEDULE

(CALENDAR YEAR)

PROJECT PLANNING

Q4 2016 - Q4 2016

HIRE DESIGNER

Q4 2016 - Q1 2017

PROJECT DESIGN

Q1 2017 - Q3 2018

HIRE CONTRACTOR

Q3 2017 - Q1 2019

ACTIVE CONSTRUCTION

Q1 2019 - Q4 2021

CONSTRUCTION CLOSEOUT

Q4 2021 - Q1 2022

ORIGINAL SCHEDULE Q1 2019

2018 SCHEDULE Q4 2019

SCHOOL CHOICE ENHANCEMENT (SCEP)

CURRENT PHASE

COMPLETE

DELIVERED

Cafeteria Blinds
Media Center Broadcast System
Marquee Sign
Playground Upgrades
Outdoor Bench
Storage Container
Chair Mats

BUDGET

\$100,000

SCHEDULE

(CALENDAR YEAR)

PLANNING / DESIGN

Q1 2015 (Actual: 11/2015)

IMPLEMENTATION

Q1 2016 (Actual: 01/2016)

COMPLETE

Q1 2020 (Actual: 03/2020)

MUSIC



COMPLETE

SCOPE

265 Instruments Delivered

TECHNOLOGY



COMPLETE

SCOPE

303 Items Delivered

FLAG:
COMMENTS:

SAWGRASS ELEMENTARY SCHOOL



Address	12655 NW 8 STREET, SUNRISE 33325
Location Number	3401
Board District	6
Board Member	Laurie Rich Levinson
ADEFP Budget	\$3,197,000
Total Facilities Budget	\$2,746,000

PRIMARY RENOVATIONS

CURRENT PHASE

HIRE CONTRACTOR

PROJECT UPDATE

The school is in the process of hiring a contractor to complete its renovations.

PROJECT SCOPE

Building Envelope Improvements	\$1,077,000
Electrical Improvements	\$253,000
Fire Alarm	\$294,000
Fire Sprinklers	\$846,000
HVAC Improvements	\$176,000

2020 RESET SCHEDULE

(CALENDAR YEAR)

PROJECT PLANNING

Q4 2017 - Q4 2017

HIRE DESIGNER

Q3 2017 - Q3 2018

PROJECT DESIGN

Q3 2018 - Q3 2020

HIRE CONTRACTOR

Q2 2020 - Q2 2022

ACTIVE CONSTRUCTION

Q2 2022 - Q4 2024

CONSTRUCTION CLOSEOUT

Q4 2024 - Q1 2025

ORIGINAL SCHEDULE Q4 2020

2018 SCHEDULE Q3 2021

SCHOOL CHOICE ENHANCEMENT (SCEP)

CURRENT PHASE

COMPLETE

DELIVERED

Playground Upgrade
 Student Laptops
 Minor Security Enhancements
 Bulletin Boards

BUDGET

\$100,000

SCHEDULE

(CALENDAR YEAR)

PLANNING / DESIGN

Q4 2018 (Actual: 11/2018)

IMPLEMENTATION

Q2 2019 (Actual: 05/2019)

COMPLETE

Q1 2020 (Actual: 03/2020)

MUSIC



COMPLETE

SCOPE

282 Instruments Delivered

TECHNOLOGY



COMPLETE

SCOPE

338 Items Delivered

FLAG:

COMMENTS:

SAWGRASS SPRINGS MIDDLE SCHOOL



Address	12500 W SAMPLE ROAD, CORAL SPRINGS 33065
Location Number	3431
Board District	4
Board Member	Lori Alhadeff
ADEFP Budget	\$6,984,975
Total Facilities Budget	\$6,423,975

PRIMARY RENOVATIONS

CURRENT PHASE

HIRE CONTRACTOR

PROJECT UPDATE

The school is in the process of hiring a contractor to complete its renovations.

PROJECT SCOPE

ADA Restroom	\$437,975
Building Envelope Improvements	\$2,876,000
Fire Alarm	\$420,000
Fire Sprinklers	\$13,000
HVAC Improvements	\$2,577,000

2020 RESET SCHEDULE

(CALENDAR YEAR)

PROJECT PLANNING

Q3 2016 - Q3 2016

HIRE DESIGNER

Q3 2016 - Q2 2017

PROJECT DESIGN

Q2 2017 - Q3 2021

HIRE CONTRACTOR

Q2 2018 - Q2 2022

ACTIVE CONSTRUCTION

Q2 2022 - Q1 2025

CONSTRUCTION CLOSEOUT

Q1 2025 - Q2 2025

ORIGINAL SCHEDULE Q4 2019

2018 SCHEDULE Q4 2020

SCHOOL CHOICE ENHANCEMENT (SCEP)

CURRENT PHASE

COMPLETE

DELIVERED

Laptops
TV Production Sound System

BUDGET

\$100,000

SCHEDULE

(CALENDAR YEAR)

PLANNING / DESIGN

Q4 2016 (Actual: 12/2016)

IMPLEMENTATION

Q2 2017 (Actual: 04/2017)

COMPLETE

Q4 2017 (Actual: 11/2017)

MUSIC



COMPLETE

SCOPE

135 Instruments Delivered

TECHNOLOGY



COMPLETE

SCOPE

433 Items Delivered

FLAG:
COMMENTS:

SEA CASTLE ELEMENTARY SCHOOL



Address	9600 MIRAMAR BOULEVARD, MIRAMAR 33025
Location Number	2871
Board District	2
Board Member	Patricia Good
ADEFP Budget	\$4,768,154
Total Facilities Budget	\$4,419,154

PRIMARY RENOVATIONS

CURRENT PHASE

ACTIVE CONSTRUCTION

PROJECT UPDATE

Roofing repairs and an HVAC unit installation are currently underway.

PROJECT SCOPE

ADA Stage Lift	\$118,975
Building Envelope Improvements	\$200,000
Fire Alarm	\$252,000
HVAC Improvements	\$1,623,121
Additional Funding - Board Approved 10/15/19 (JJ-2)	\$1,508,179
Scope Modification – Cooling Tower Replacement (Complete)	\$233,000
Scope Modification – Chiller Replacement (Complete)	\$383,879

2020 RESET SCHEDULE

(CALENDAR YEAR)

PROJECT PLANNING

Q1 2016 - Q2 2016

HIRE DESIGNER

Q1 2016 - Q4 2016

PROJECT DESIGN

Q1 2017 - Q2 2019

HIRE CONTRACTOR

Q3 2017 - Q4 2019

ACTIVE CONSTRUCTION

Q4 2019 - Q4 2021

CONSTRUCTION CLOSEOUT

Q4 2021 - Q1 2022

ORIGINAL SCHEDULE Q1 2019

2018 SCHEDULE Q2 2020

SCHOOL CHOICE ENHANCEMENT (SCEP)

CURRENT PHASE

COMPLETE

DELIVERED

Furniture
 Digital Marquee
 Shade Structure
 Science Tables
 Projector
 Cafeteria Sound System
 Laptops Chargers

BUDGET

\$100,000

SCHEDULE

(CALENDAR YEAR)

PLANNING / DESIGN

Q1 2015 (Actual: 11/2015)

IMPLEMENTATION

Q2 2017 (Actual: 04/2017)

COMPLETE

Q1 2018 (Actual: 09/2018)

MUSIC



COMPLETE

SCOPE

131 Instruments Delivered

TECHNOLOGY



COMPLETE

SCOPE

420 Items Delivered

FLAG:
 COMMENTS:

SEAGULL ALTERNATIVE HIGH SCHOOL



Address	425 SW 28TH STREET, FORT LAUDERDALE 33315
Location Number	0601
Board District	3
Board Member	Sarah Leonardi
ADEFP Budget	\$2,731,082
Total Facilities Budget	\$2,555,082

PRIMARY RENOVATIONS

CURRENT PHASE

ACTIVE CONSTRUCTION

PROJECT UPDATE

Fire alarm conduits for Buildings 1 and 4 are being installed on campus.

PROJECT SCOPE

Additional Funding - Board Approved 02/20/19 (JJ-4)	\$1,131,082
Building Envelope Improvements	\$330,000
Fire Alarm	\$252,000
Fire Sprinklers	\$392,000
HVAC Improvements	\$171,000
Media Center Improvements	\$179,000

2020 RESET SCHEDULE

(CALENDAR YEAR)

PROJECT PLANNING

Q4 2016 - Q4 2016

HIRE DESIGNER

Q4 2016 - Q1 2017

PROJECT DESIGN

Q2 2017 - Q4 2018

HIRE CONTRACTOR

Q4 2018 - Q2 2019

ACTIVE CONSTRUCTION

Q2 2019 - Q4 2021

CONSTRUCTION CLOSEOUT

Q4 2021 - Q1 2022

ORIGINAL SCHEDULE Q2 2019

2018 SCHEDULE Q2 2020

SCHOOL CHOICE ENHANCEMENT (SCEP)

CURRENT PHASE

COMPLETE

DELIVERED

BUDGET

\$100,000

SCHEDULE

(CALENDAR YEAR)

PLANNING / DESIGN

Q1 2015 (Actual: 11/2015)

IMPLEMENTATION

N/A (Actual: N/A)

COMPLETE

Q1 2020 (Actual: 02/2020)

Printers
Two-way radios
Chairs
Playground upgrades
Lenovo 300e

FLAG:

COMMENTS:

SEMINOLE MIDDLE SCHOOL



Address	6200 SW 16 STREET, PLANTATION 33317
Location Number	1891
Board District	6
Board Member	Laurie Rich Levinson
ADEFP Budget	\$5,345,000
Total Facilities Budget	\$4,789,000

PRIMARY RENOVATIONS

CURRENT PHASE

PROJECT DESIGN

PROJECT UPDATE

Drawings are being developed by a professional design team.
Once complete, a contractor will be hired to begin construction.

PROJECT SCOPE

Building Envelope Improvements	\$1,527,000
Fire Alarm	\$461,000
Fire Sprinklers	\$1,101,000
HVAC Improvements	\$1,023,000
Media Center Improvements	\$507,000

2020 RESET SCHEDULE

(CALENDAR YEAR)

PROJECT PLANNING

Q2 2017 - Q3 2017

HIRE DESIGNER

Q2 2017 - Q2 2018

PROJECT DESIGN

Q2 2018 - Q3 2021

HIRE CONTRACTOR

Q3 2021 - Q4 2022

ACTIVE CONSTRUCTION

Q4 2022 - Q3 2025

CONSTRUCTION CLOSEOUT

Q3 2025 - Q3 2025

ORIGINAL SCHEDULE Q3 2020

2018 SCHEDULE Q1 2022

SCHOOL CHOICE ENHANCEMENT (SCEP)

CURRENT PHASE

COMPLETE

DELIVERED

Pressure Cleaner
Projectors
iPads
Printers
Storage Racks
Action Camera
Think Vision Monitor
Security Enhancement
Two-way Radios
Laptops
Office Furniture
External Hard Drives
Label Printer

BUDGET

\$100,000

SCHEDULE

(CALENDAR YEAR)

PLANNING / DESIGN

Q4 2017 (Actual: 11/2017)

IMPLEMENTATION

Q2 2018 (Actual: 06/2018)

COMPLETE

Q2 2019 (Actual: 10/2018)

ATHLETICS



COMPLETE

SCOPE

Track Improvements

MUSIC



COMPLETE

SCOPE

57 Instruments Delivered

TECHNOLOGY



COMPLETE

SCOPE

496 Items Delivered

FLAG:

COMMENTS:

SHERIDAN HILLS ELEMENTARY SCHOOL



Address	5001 THOMAS STREET, HOLLYWOOD 33021
Location Number	1811
Board District	1
Board Member	Ann Murray
ADEFP Budget	\$3,564,764
Total Facilities Budget	\$3,331,764

PRIMARY RENOVATIONS

CURRENT PHASE

HIRE CONTRACTOR

PROJECT UPDATE

The school is in the process of hiring a contractor to complete its renovations.

PROJECT SCOPE

Building Envelope Improvements	\$1,019,000
Electrical Improvements	\$481,000
Fire Alarm	\$294,000
Fire Sprinklers	\$21,000
HVAC Improvements	\$826,000
Media Center Improvements	\$325,000
Safety / Security Upgrade	\$192,000
Safety/ Ventilation	\$73,764

2020 RESET SCHEDULE

(CALENDAR YEAR)

PROJECT PLANNING

Q1 2016 - Q1 2016

HIRE DESIGNER

Q1 2016 - Q3 2016

PROJECT DESIGN

Q4 2016 - Q2 2020

HIRE CONTRACTOR

Q1 2018 - Q3 2021

ACTIVE CONSTRUCTION

Q3 2021 - Q4 2023

CONSTRUCTION CLOSEOUT

Q4 2023 - Q4 2023

ORIGINAL SCHEDULE Q1 2019

2018 SCHEDULE Q2 2021

SCHOOL CHOICE ENHANCEMENT (SCEP)

CURRENT PHASE

COMPLETE

DELIVERED

Outdoor Benches
 Cafeteria Tables
 Upgrade To School Offices
 Music Room
 Murals
 Floor Mats
 Marquee

BUDGET

\$100,000

SCHEDULE

(CALENDAR YEAR)

PLANNING / DESIGN

Q1 2015 (Actual: 11/2015)

IMPLEMENTATION

Q4 2016 (Actual: 10/2016)

COMPLETE

Q1 2018 (Actual: 05/2018)

MUSIC



COMPLETE

SCOPE

369 Instruments Delivered

TECHNOLOGY



COMPLETE

SCOPE

273 Items Delivered

FLAG:

COMMENTS:

SHERIDAN PARK ELEMENTARY SCHOOL



Address	2310 N 70 TERRACE, HOLLYWOOD 33024
Location Number	1321
Board District	1
Board Member	Ann Murray
ADEFP Budget	\$3,573,377
Total Facilities Budget	\$3,215,000

PRIMARY RENOVATIONS

CURRENT PHASE

HIRE CONTRACTOR

PROJECT UPDATE

The school is in the process of hiring a contractor to complete its renovations.

PROJECT SCOPE

Building Envelope Improvements	\$1,577,000
Electrical Improvements	\$336,000
Fire Alarm	\$294,000
HVAC Improvements	\$470,000
Media Center Improvements	\$365,000
Safety / Security Upgrade	\$73,000

2020 RESET SCHEDULE

(CALENDAR YEAR)

PROJECT PLANNING

Q2 2017 - Q3 2017

HIRE DESIGNER

Q3 2017 - Q1 2018

PROJECT DESIGN

Q1 2018 - Q1 2020

HIRE CONTRACTOR

Q3 2019 - Q4 2021

ACTIVE CONSTRUCTION

Q4 2021 - Q4 2023

CONSTRUCTION CLOSEOUT

Q4 2023 - Q1 2024

ORIGINAL SCHEDULE Q3 2020

2018 SCHEDULE Q2 2021

SCHOOL CHOICE ENHANCEMENT (SCEP)

CURRENT PHASE

COMPLETE

DELIVERED

ID Machine
Poster Maker
Desktop
Desks For Front Office
Carpet Extractor
Promethean Boards
Strikes
Carpet Replacement

BUDGET

\$100,000

SCHEDULE

(CALENDAR YEAR)

PLANNING / DESIGN

Q4 2018 (Actual: 11/2018)

IMPLEMENTATION

Q2 2019 (Actual: 06/2019)

COMPLETE

Q1 2020 (Actual: 03/2020)

MUSIC



COMPLETE

SCOPE

420 Instruments Delivered

TECHNOLOGY



COMPLETE

SCOPE

309 Items Delivered

FLAG:

COMMENTS:

SHERIDAN TECHNICAL COLLEGE



Address	5400 W SHERIDAN STREET, HOLLYWOOD 33021
Location Number	1051
Board District	1
Board Member	Ann Murray
ADEFP Budget	\$8,726,000
Total Facilities Budget	\$7,870,000

PRIMARY RENOVATIONS

CURRENT PHASE

PROJECT DESIGN

PROJECT UPDATE

Drawings are being developed by a professional design team. Once complete, a contractor will be hired to begin construction.

PROJECT SCOPE

Building Envelope Improvements	\$2,731,000
Electrical Improvements	\$393,000
Fire Alarm	\$461,000
Fire Sprinklers	\$179,000
HVAC Improvements	\$3,592,000
Media Center Improvements	\$414,000

2020 RESET SCHEDULE

(CALENDAR YEAR)

PROJECT PLANNING

Q3 2017 - Q3 2017

HIRE DESIGNER

Q3 2017 - Q3 2018

PROJECT DESIGN

Q1 2018 - Q2 2021

HIRE CONTRACTOR

Q3 2017 - Q4 2021

ACTIVE CONSTRUCTION

Q4 2021 - Q3 2024

CONSTRUCTION CLOSEOUT

Q3 2024 - Q3 2024

ORIGINAL SCHEDULE Q1 2021

2018 SCHEDULE Q4 2021

SCHOOL CHOICE ENHANCEMENT (SCEP)

CURRENT PHASE IMPLEMENTATION

BUDGET
\$100,000

SCHEDULE (CALENDAR YEAR)

PLANNING / DESIGN

Q4 2018 (Actual: 11/2018)

IMPLEMENTATION

Q1 2019 (Actual: 03/2019)

COMPLETE

TBD

DELIVERED

Office Furniture

FLAG:

COMMENTS:

SHERIDAN TECHNICAL HIGH SCHOOL



Address	3775 SW 16TH STREET, FORT LAUDERDALE 33312
Location Number	1051-1
Board District	3
Board Member	Sarah Leonardi
ADEFP Budget	\$2,210,000
Total Facilities Budget	\$2,170,000

PRIMARY RENOVATIONS

CURRENT PHASE

PROJECT DESIGN

PROJECT UPDATE

Drawings are being developed by a professional design team. Once complete, a contractor will be hired to begin construction.

PROJECT SCOPE

Building Envelope Improvements	\$1,448,000
HVAC Improvements	\$622,000

2020 RESET SCHEDULE

(CALENDAR YEAR)

PROJECT PLANNING

Q4 2017 - Q4 2017

HIRE DESIGNER

Q3 2017 - Q2 2020

PROJECT DESIGN

Q3 2020 - Q1 2022

HIRE CONTRACTOR

Q3 2019 - Q2 2022

ACTIVE CONSTRUCTION

Q2 2022 - Q3 2024

CONSTRUCTION CLOSEOUT

Q3 2024 - Q4 2024

ORIGINAL SCHEDULE Q4 2020

2018 SCHEDULE Q2 2022

SCHOOL CHOICE ENHANCEMENT (SCEP)

CURRENT PHASE

COMPLETE

BUDGET

\$100,000

SCHEDULE

(CALENDAR YEAR)

PLANNING / DESIGN

Q4 2018 (Actual: 11/2018)

IMPLEMENTATION

Q2 2019 (Actual: 05/2019)

COMPLETE

Q2 2020 (Actual: 09/2019)

ThinkPad L390

ThinkPad 15.6-inch Backpacks

FLAG:

COMMENTS:

SILVER LAKES ELEMENTARY SCHOOL



Address	2300 SW 173 AVENUE, MIRAMAR 33029
Location Number	3371
Board District	2
Board Member	Patricia Good
ADEFP Budget	\$2,786,741
Total Facilities Budget	\$2,349,741

PRIMARY RENOVATIONS

CURRENT PHASE

CLOSEOUT

PROJECT UPDATE

All campus renovations are complete.

PROJECT SCOPE

Additional Funding - Board Approved 12/18/18 (JJ-8)	\$1,505,741
Building Envelope Improvements	\$588,000
HVAC Improvements	\$156,000

2020 RESET SCHEDULE

(CALENDAR YEAR)

PROJECT PLANNING

Q2 2017 - Q2 2017

HIRE DESIGNER

Q2 2017 - Q3 2017

PROJECT DESIGN

Q3 2017 - Q2 2018

HIRE CONTRACTOR

Q1 2018 - Q2 2019

ACTIVE CONSTRUCTION

Q2 2019 - Q3 2020

CONSTRUCTION CLOSEOUT

Q4 2020 - Q2 2021

ORIGINAL SCHEDULE Q3 2019

2018 SCHEDULE Q3 2019

SCHOOL CHOICE ENHANCEMENT (SCEP)

CURRENT PHASE

COMPLETE

DELIVERED

New Prek-2 Playground with shade
PIP Surfacing

BUDGET

\$100,000

SCHEDULE

(CALENDAR YEAR)

PLANNING / DESIGN

Q1 2015 (Actual: 11/2015)

IMPLEMENTATION

Q4 2018 (Actual: 10/2018)

COMPLETE

Q1 2020 (Actual: 01/2020)

MUSIC



COMPLETE

SCOPE

634 Instruments Delivered

TECHNOLOGY



COMPLETE

SCOPE

260 Items Delivered

FLAG:

COMMENTS:

SILVER LAKES MIDDLE SCHOOL



Address	7600 TAM O'SHANTER BOULEVARD, NORTH LAUDERDALE 33068
Location Number	2971
Board District	4
Board Member	Lori Alhadeff
ADEFP Budget	\$2,931,000
Total Facilities Budget	\$2,250,000

PRIMARY RENOVATIONS

CURRENT PHASE

PROJECT DESIGN

PROJECT UPDATE

Drawings are being developed by a professional design team. Once complete, a contractor will be hired to begin construction.

PROJECT SCOPE

Building Envelope Improvements	\$1,021,000
Fire Sprinklers	\$999,000
Media Center Improvements	\$130,000

2020 RESET SCHEDULE

(CALENDAR YEAR)

PROJECT PLANNING

Q3 2017 - Q4 2018

HIRE DESIGNER

Q3 2017 - Q2 2020

PROJECT DESIGN

Q2 2020 - Q4 2021

HIRE CONTRACTOR

Q4 2019 - Q4 2022

ACTIVE CONSTRUCTION

Q4 2022 - Q1 2025

CONSTRUCTION CLOSEOUT

Q1 2025 - Q2 2025

ORIGINAL SCHEDULE Q1 2021

2018 SCHEDULE Q4 2022

SCHOOL CHOICE ENHANCEMENT (SCEP)

CURRENT PHASE IMPLEMENTATION

DELIVERED

N/A

BUDGET

\$100,000

IN PROGRESS

Window Wraps
Indoor Furniture

SCHEDULE (CALENDAR YEAR)

PLANNING / DESIGN

Q4 2018 (Actual: 11/2018)

IMPLEMENTATION

Q4 2020 (Actual: 12/2020)

COMPLETE

TBD

MUSIC



COMPLETE

SCOPE

122 Instruments Delivered

TECHNOLOGY



COMPLETE

SCOPE

71 Items Delivered

FLAG:
COMMENTS:

SILVER PALMS ELEMENTARY SCHOOL



Address	1209 NW 155 AVENUE, PEMBROKE PINES 33028
Location Number	3491
Board District	2
Board Member	Patricia Good
ADEFP Budget	\$1,876,000
Total Facilities Budget	\$1,443,000

PRIMARY RENOVATIONS

CURRENT PHASE

HIRE CONTRACTOR

PROJECT UPDATE

The school is in the process of hiring a contractor to complete its renovations.

PROJECT SCOPE

Building Envelope Improvements	\$1,337,000
PE/Athletic Improvements	\$6,000

2020 RESET SCHEDULE

(CALENDAR YEAR)

PROJECT PLANNING

Q3 2017 - Q1 2018

HIRE DESIGNER

Q3 2017 - Q3 2018

PROJECT DESIGN

Q3 2018 - Q4 2019

HIRE CONTRACTOR

Q1 2020 - Q2 2021

ACTIVE CONSTRUCTION

Q3 2021 - Q2 2023

CONSTRUCTION CLOSEOUT

Q2 2023 - Q3 2023

ORIGINAL SCHEDULE Q1 2021

2018 SCHEDULE Q2 2021

SCHOOL CHOICE ENHANCEMENT (SCEP)

CURRENT PHASE IMPLEMENTATION DELIVERED

Media Center
School Improvements
Furniture
Digital Marquee

BUDGET
\$100,000

SCHEDULE (CALENDAR YEAR)

PLANNING / DESIGN

Q4 2018 (Actual: 11/2018)

IMPLEMENTATION

Q2 2019 (Actual: 05/2019)

COMPLETE

TBD

MUSIC



COMPLETE

SCOPE

205 Instruments Delivered

TECHNOLOGY



COMPLETE

SCOPE

306 Items Delivered

FLAG COMMENTS:

SILVER RIDGE ELEMENTARY SCHOOL



Address	9100 SW 36 STREET, DAVIE 33328
Location Number	3081
Board District	6
Board Member	Laurie Rich Levinson
ADEFP Budget	\$3,646,700
Total Facilities Budget	\$3,132,700

PRIMARY RENOVATIONS

CURRENT PHASE

ACTIVE CONSTRUCTION

PROJECT UPDATE

HVAC improvements, the installation of underground mechanical lines, and cafeteria renovations are currently underway.

PROJECT SCOPE

Additional Funding - Board Approved 4/9/19 (JJ-2)	\$1,074,700
Building Envelope Improvements	\$207,000
HVAC Improvements	\$1,751,000

2020 RESET SCHEDULE

(CALENDAR YEAR)

PROJECT PLANNING

Q2 2017 - Q2 2017

HIRE DESIGNER

Q2 2017 - Q4 2017

PROJECT DESIGN

Q4 2017 - Q4 2018

HIRE CONTRACTOR

Q3 2018 - Q3 2019

ACTIVE CONSTRUCTION

Q3 2019 - Q2 2021

CONSTRUCTION CLOSEOUT

Q2 2021 - Q2 2021

ORIGINAL SCHEDULE Q2 2020

2018 SCHEDULE Q4 2020

SCHOOL CHOICE ENHANCEMENT (SCEP)

CURRENT PHASE

COMPLETE

DELIVERED

Classroom Rugs
 Pre-k & K Tricycles
 LCD Projector
 Picnic Benches
 Ellison Pro-machine
 Laptops
 Laptop Carts D
 iPad
 TV Production System

BUDGET

\$100,000

SCHEDULE

(CALENDAR YEAR)

PLANNING / DESIGN

Q1 2015 (Actual: 11/2015)

IMPLEMENTATION

Q1 2017 (Actual: 03/2017)

COMPLETE

Q4 2017 (Actual: 01/2018)

MUSIC



COMPLETE

SCOPE

367 Instruments Delivered

TECHNOLOGY



COMPLETE

SCOPE

420 Items Delivered

FLAG:

COMMENTS: Project schedule advanced 116 days.

SILVER SHORES ELEMENTARY SCHOOL



Address	1701 SW 160 AVENUE, MIRAMAR 33027
Location Number	3581
Board District	2
Board Member	Patricia Good
ADEFP Budget	\$2,610,560
Total Facilities Budget	\$2,365,560

PRIMARY RENOVATIONS

CURRENT PHASE

CLOSEOUT

PROJECT UPDATE

All campus renovations are complete.

PROJECT SCOPE

Additional Funding - Board Approved 12/04/18 (JJ-2)	\$1,231,560
Building Envelope Improvements	\$890,000
HVAC Improvements	\$144,000

2020 RESET SCHEDULE

(CALENDAR YEAR)

PROJECT PLANNING

Q4 2016 - Q4 2016

HIRE DESIGNER

Q4 2016 - Q1 2017

PROJECT DESIGN

Q1 2017 - Q3 2018

HIRE CONTRACTOR

Q3 2017 - Q1 2019

ACTIVE CONSTRUCTION

Q1 2019 - Q1 2021

CONSTRUCTION CLOSEOUT

Q4 2019 - Q1 2020

ORIGINAL SCHEDULE Q1 2019

2018 SCHEDULE Q1 2020

SCHOOL CHOICE ENHANCEMENT (SCEP)

CURRENT PHASE

COMPLETE

DELIVERED

Student Laptops
 Classroom Furniture
 Furniture for Computer Lab
 Electric Strike
 Proximity Pad
 Shades
 Student Furniture for media center

BUDGET

\$100,000

SCHEDULE

(CALENDAR YEAR)

PLANNING / DESIGN

Q1 2015 (Actual: 11/2015)

IMPLEMENTATION

Q2 2016 (Actual: 05/2016)

COMPLETE

Q2 2018 (Actual: 02/2019)

MUSIC



COMPLETE

SCOPE

155 Instruments Delivered

TECHNOLOGY



COMPLETE

SCOPE

202 Items Delivered

FLAG:

COMMENTS: Project schedule advanced 123 days.

SILVER TRAIL MIDDLE SCHOOL



Address	18300 SHERIDAN STREET, PEMBROKE PINES 33331
Location Number	3331
Board District	2
Board Member	Patricia Good
ADEFP Budget	\$7,653,150
Total Facilities Budget	\$6,908,150

PRIMARY RENOVATIONS

CURRENT PHASE

ACTIVE CONSTRUCTION

PROJECT UPDATE

Roofing repairs are complete. Final test and balance approval and punch list item completion is pending.

PROJECT SCOPE

Additional Funding - Board Approved 07/24/18 (JJ-2)	\$1,781,150
HVAC Improvements	\$1,446,000
Re-Roofing of Existing Buildings #1 and Part of #2	\$2,976,000
Scope Modification – Emergency Re-roofing (Complete)	\$605,000

2020 RESET SCHEDULE

(CALENDAR YEAR)

PROJECT PLANNING

Q1 2016 - Q1 2016

HIRE DESIGNER

Q1 2016 - Q4 2016

PROJECT DESIGN

Q4 2016 - Q2 2018

HIRE CONTRACTOR

Q2 2017 - Q3 2018

ACTIVE CONSTRUCTION

Q3 2018 - Q2 2021

CONSTRUCTION CLOSEOUT

Q2 2021 - Q2 2021

ORIGINAL SCHEDULE Q1 2019

2018 SCHEDULE Q4 2019

SCHOOL CHOICE ENHANCEMENT (SCEP)

CURRENT PHASE

COMPLETE

DELIVERED

Furniture for common areas

Student Computers

Digital marquee

BUDGET

\$100,000

SCHEDULE

(CALENDAR YEAR)

PLANNING / DESIGN

Q1 2015 (Actual: 11/2015)

IMPLEMENTATION

Q3 2016 (Actual: 07/2016)

COMPLETE

Q2 2018 (Actual: 11/2018)

MUSIC



COMPLETE

SCOPE

83 Instruments Delivered

TECHNOLOGY



COMPLETE

SCOPE

547 Items Delivered

FLAG:

COMMENTS:

SOUTH BROWARD HIGH SCHOOL



Address	1901 N FEDERAL HIGHWAY, HOLLYWOOD 33020
Location Number	0171
Board District	1
Board Member	Ann Murray
ADEFP Budget	\$11,318,100
Total Facilities Budget	\$10,716,100

PRIMARY RENOVATIONS

CURRENT PHASE

ACTIVE CONSTRUCTION

PROJECT UPDATE

Contractors are currently preparing the campus for construction.

PROJECT SCOPE

ADA Renovations Related to Educational Adequacy	\$25,000
Additional Funding - Board Approved 8/19/20 (JJ-1)	\$4,813,100
Building Envelope Improvements	\$2,290,000
Electrical Improvements	\$1,498,000
Fire Sprinklers	\$48,000
HVAC Improvements	\$1,117,000
Safety / Security Upgrade	\$242,000
STEM Lab Improvements	\$462,000

2020 RESET SCHEDULE

(CALENDAR YEAR)

PROJECT PLANNING

Q3 2016 - Q3 2016

HIRE DESIGNER

Q3 2016 - Q2 2017

PROJECT DESIGN

Q2 2017 - Q3 2019

HIRE CONTRACTOR

Q2 2018 - Q4 2020

ACTIVE CONSTRUCTION

Q4 2020 - Q3 2023

CONSTRUCTION CLOSEOUT

Q3 2023 - Q4 2023

ORIGINAL SCHEDULE Q1 2020

2018 SCHEDULE Q1 2021

SCHOOL CHOICE ENHANCEMENT (SCEP)

CURRENT PHASE

COMPLETE

DELIVERED

Projectors
Auditorium sound system

BUDGET

\$100,000

SCHEDULE

(CALENDAR YEAR)

PLANNING / DESIGN

Q4 2016 (Actual: 12/2016)

IMPLEMENTATION

Q1 2018 (Actual: 01/2018)

COMPLETE

Q3 2018 (Actual: 07/2019)

ATHLETICS



COMPLETE

SCOPE

Weight Room Improvements

TECHNOLOGY



COMPLETE

SCOPE

1,089 Items Delivered

FLAG:
COMMENTS:

SOUTH PLANTATION HIGH SCHOOL



Address	1300 PALADIN WAY, PLANTATION 33317
Location Number	2351
Board District	6
Board Member	Laurie Rich Levinson
ADEFP Budget	\$5,960,000
Total Facilities Budget	\$4,618,000

PRIMARY RENOVATIONS

CURRENT PHASE

PROJECT DESIGN

PROJECT UPDATE

Drawings are being developed by a professional design team. Once complete, a contractor will be hired to begin construction.

PROJECT SCOPE

Building Envelope Improvements	\$516,000
Electrical Improvements	\$510,000
Fire Sprinklers	\$790,000
Media Center Improvements	\$830,000
STEM Lab Improvements	\$787,000
Scope Modification – HVAC Improvements (Complete)	\$964,000

2020 RESET SCHEDULE

(CALENDAR YEAR)

PROJECT PLANNING

Q3 2017 - Q4 2017

HIRE DESIGNER

Q3 2017 - Q2 2018

PROJECT DESIGN

Q2 2018 - Q3 2021

HIRE CONTRACTOR

Q3 2021 - Q2 2022

ACTIVE CONSTRUCTION

Q2 2022 - Q3 2025

CONSTRUCTION CLOSEOUT

Q3 2025 - Q4 2025

ORIGINAL SCHEDULE Q3 2020

2018 SCHEDULE Q1 2022

SCHOOL CHOICE ENHANCEMENT (SCEP)

CURRENT PHASE IMPLEMENTATION

BUDGET
\$100,000

IN PROGRESS Restroom Repairs

SCHEDULE (CALENDAR YEAR)

PLANNING / DESIGN

Q4 2018 (Actual: 11/2018)

IMPLEMENTATION

Q3 2020 (Actual: 09/2020)

COMPLETE

TBD

ATHLETICS



COMPLETE

SCOPE

Weight Room Improvements

MUSIC



COMPLETE

SCOPE

202 Instruments Delivered

TECHNOLOGY



COMPLETE

SCOPE

844 Items Delivered

FLAG:
COMMENTS:

STEPHEN FOSTER ELEMENTARY SCHOOL



Address	3471 SW 22 STREET, FORT LAUDERDALE 33312
Location Number	0921
Board District	3
Board Member	Sarah Leonardi
ADEFP Budget	\$5,798,497
Total Facilities Budget	\$5,517,497

PRIMARY RENOVATIONS

CURRENT PHASE

HIRE CONTRACTOR

PROJECT UPDATE

The school is in the process of hiring a contractor to complete its renovations.

PROJECT SCOPE

Building Envelope Improvements	\$829,000
Fire Alarm	\$294,000
HVAC Improvements	\$1,125,000
Media Center Improvements	\$91,000
Additional Funding – Board Approved 3/10/21 (JJ-2)	\$3,178,497

2020 RESET SCHEDULE

(CALENDAR YEAR)

PROJECT PLANNING

Q2 2017 - Q3 2017

HIRE DESIGNER

Q3 2017 - Q1 2018

PROJECT DESIGN

Q1 2018 - Q3 2019

HIRE CONTRACTOR

Q3 2020 - Q2 2021

ACTIVE CONSTRUCTION

Q2 2021 - Q3 2023

CONSTRUCTION CLOSEOUT

Q3 2023 - Q4 2023

ORIGINAL SCHEDULE Q3 2020

2018 SCHEDULE Q2 2021

SCHOOL CHOICE ENHANCEMENT (SCEP)

CURRENT PHASE

COMPLETE

DELIVERED

Promethean Boards
Walk Lines
Stools
Tables
Lenovo 300e
Cafeteria Painting
Bathrooms
Cafeteria Window Wraps
Carpet Replacement in FISH 169,
Conference Chairs
Stage Curtains
Aiphone and strike

BUDGET

\$100,000

SCHEDULE

(CALENDAR YEAR)

PLANNING / DESIGN

Q4 2018 (Actual: 11/2018)

IMPLEMENTATION

Q2 2019 (Actual: 06/2019)

COMPLETE

Q3 2020 (Actual: 08/2020)

MUSIC



COMPLETE

SCOPE

398 Instruments Delivered

TECHNOLOGY



COMPLETE


SCOPE

57 Items Delivered

FLAG: **B**

COMMENTS: Project schedule advanced 34 days.

STIRLING ELEMENTARY SCHOOL



Address	5500 STIRLING ROAD, HOLLYWOOD 33021
Location Number	0691
Board District	1
Board Member	Ann Murray
ADEFP Budget	\$4,808,295
Total Facilities Budget	\$4,476,295

PRIMARY RENOVATIONS

CURRENT PHASE

ACTIVE CONSTRUCTION

PROJECT UPDATE

Contractors have finished preparing the campus for renovations. The installation of a new HVAC chiller will begin soon.

PROJECT SCOPE

Additional Funding - Board Approved 12/10/19 (JJ-4)	\$2,155,295
Building Envelope Improvements	\$1,457,000
HVAC Improvements	\$764,000

2020 RESET SCHEDULE

(CALENDAR YEAR)

PROJECT PLANNING

Q4 2016 - Q4 2016

HIRE DESIGNER

Q4 2016 - Q1 2017

PROJECT DESIGN

Q1 2017 - Q3 2019

HIRE CONTRACTOR

Q3 2017 - Q1 2020

ACTIVE CONSTRUCTION

Q1 2020 - Q3 2022

CONSTRUCTION CLOSEOUT

Q3 2022 - Q4 2022

ORIGINAL SCHEDULE Q2 2019

2018 SCHEDULE Q3 2020

SCHOOL CHOICE ENHANCEMENT (SCEP)

CURRENT PHASE

COMPLETE

DELIVERED

Projectors	Cafeteria Sound System
Laptops	Murals
Think Stations	Collaboration Tables
Printers	Furniture For The Front Office
Document Cameras	
Bulletin Boards	
Outdoor Picnic Tables	
Conference Room Furniture	

BUDGET

\$100,000

SCHEDULE

(CALENDAR YEAR)

PLANNING / DESIGN

Q4 2016 (Actual: 12/2016)

IMPLEMENTATION

Q1 2017 (Actual: 03/2017)

COMPLETE

Q3 2017 (Actual: 08/2017)

MUSIC



COMPLETE

SCOPE

505 Instruments Delivered

TECHNOLOGY



COMPLETE

SCOPE

313 Items Delivered

FLAG:

COMMENTS:

STRANAHAN HIGH SCHOOL



Address	1800 SW 5 PLACE, FORT LAUDERDALE 33312
Location Number	0211
Board District	3
Board Member	Sarah Leonardi
ADEFP Budget	\$38,328,329
Total Facilities Budget	\$35,687,577

PRIMARY RENOVATIONS – PHASE 1

CURRENT PHASE

ACTIVE CONSTRUCTION

PROJECT UPDATE

Roofing repairs and STEM lab renovations are currently underway.

PROJECT SCOPE

Additional Funding - Board Approved 04/24/18 (JJ-7)	\$13,710,000
Electrical Improvements	\$1,499,000
Fire Alarm	\$1,164,000
Fire Sprinklers	\$662,000
HVAC Improvements	\$5,352,331
Media Center Improvements	\$653,000
Replace Non-ADA Compliant Concrete Ramps and Install Aluminum Canopies	\$350,000
Roof and loggias replacement	\$3,844,746
STEM Lab Improvements	\$1,238,000
Scope Modification – RTU Replacement (Complete)	\$18,500

PRIMARY RENOVATIONS – PHASE 2 – CAFETERIA

CURRENT PHASE

PROJECT DESIGN

PROJECT SCOPE

Cafeteria Additions / Renovations	\$5,475,000
Electrical Improvements - Cafeteria	\$13,000
Fire Alarm - Cafeteria	\$10,000
HVAC Improvements - Cafeteria	\$834,000
Roof and loggias replacement - Cafeteria	\$343,000

SCHOOL CHOICE ENHANCEMENT (SCEP)

CURRENT PHASE

IMPLEMENTATION

DELIVERED

50" TVs, outdoor picnic benches with umbrellas, projectors, document cameras, picnic tables, printers, scientific calculators, student laptops, column wraps, digital marquee, PA system, office furniture, Sisco STAR system IS machine, Laptops

BUDGET

\$100,000

IN PROGRESS

High back black mock leather chairs, boat shaped conference tables, and slab table base

SCHEDULE

(CALENDAR YEAR)

PLANNING / DESIGN

Q1 2015 (Actual: 11/2015)

IMPLEMENTATION

Q4 2015 (Actual: 12/2015)

COMPLETE

TBD

FLAG:

COMMENTS: Project schedule advanced 360 days.

2020 RESET SCHEDULE*

(CALENDAR YEAR)

PROJECT PLANNING

PHS1 Q3 2015 - Q4 2015

PHS2 Q1 2018 - Q1 2018

HIRE DESIGNER

PHS1 Q4 2015 - Q4 2016

PHS2 Q1 2018 - Q3 2018

PROJECT DESIGN

PHS1 Q4 2016 - Q3 2018

PHS2 Q3 2018 - Q3 2021

HIRE CONTRACTOR

PHS1 Q2 2016 - Q3 2018

PHS2 Q2 2018 - Q4 2021

ACTIVE CONSTRUCTION

PHS1 Q3 2018 - Q1 2022

PHS2 Q1 2022 - Q2 2023

CONSTRUCTION CLOSEOUT

PHS1 Q1 2022 - Q2 2022

PHS2 Q3 2023 - Q3 2023

ORIGINAL SCHEDULE

PHS1 Q2 2019

PHS2 N/A

2018 SCHEDULE

PHS1 Q2 2021

PHS2 N/A

ATHLETICS



COMPLETE

SCOPE

Track and Weight Room

MUSIC



COMPLETE

SCOPE

271 Instruments Delivered

TECHNOLOGY



COMPLETE

SCOPE

723 Items Delivered

SUNLAND PARK ACADEMY



Address	919 NW 13 AVENUE, FORT LAUDERDALE 33311
Location Number	0611
Board District	5
Board Member	Dr. Rosalind Osgood
ADEFP Budget	\$1,584,100
Total Facilities Budget	\$1,479,100

PRIMARY RENOVATIONS

CURRENT PHASE

ACTIVE CONSTRUCTION

PROJECT UPDATE

A new fire alarm system has been installed and roofing renovations are complete.

PROJECT SCOPE

Additional Funding - Board Approved 06/11/19 (JJ-3)	\$881,100
Building Envelope Improvements	\$204,000
Fire Alarm	\$294,000

2020 RESET SCHEDULE

(CALENDAR YEAR)

PROJECT PLANNING

Q4 2016 - Q4 2016

HIRE DESIGNER

Q4 2016 - Q2 2017

PROJECT DESIGN

Q2 2017 - Q1 2019

HIRE CONTRACTOR

Q4 2017 - Q3 2019

ACTIVE CONSTRUCTION

Q3 2019 - Q4 2021

CONSTRUCTION CLOSEOUT

Q4 2021 - Q1 2022

ORIGINAL SCHEDULE Q1 2019

2018 SCHEDULE Q3 2020

SCHOOL CHOICE ENHANCEMENT (SCEP)

CURRENT PHASE

COMPLETE

DELIVERED

Document Cameras
 Student Laptops
 Projectors
 Laminator
 DVD Burners

BUDGET

\$100,000

SCHEDULE

(CALENDAR YEAR)

PLANNING / DESIGN

Q1 2015 (Actual: 11/2015)

IMPLEMENTATION

Q1 2017 (Actual: 01/2017)

COMPLETE

Q4 2017 (Actual: 01/2018)

MUSIC



COMPLETE

SCOPE

536 Instruments Delivered

TECHNOLOGY



COMPLETE

SCOPE

32 Items Delivered

FLAG:

COMMENTS:

SUNRISE MIDDLE SCHOOL



Address	1750 NE 14 STREET, FORT LAUDERDALE 33304
Location Number	0251
Board District	3
Board Member	Sarah Leonardi
ADEFP Budget	\$7,173,050
Total Facilities Budget	\$6,756,050

PRIMARY RENOVATIONS

CURRENT PHASE

ACTIVE CONSTRUCTION

PROJECT UPDATE

A roofing curb is being installed as roofing repairs remain ongoing.

PROJECT SCOPE

Additional Funding - Board Approved 10/2/19 (JJ-1)	\$3,950,050
Building Envelope Improvements	\$2,071,000
Electrical Improvements	\$424,000
Fire Sprinklers	\$12,000
HVAC Improvements	\$118,000
Safety / Security Upgrade	\$81,000

2020 RESET SCHEDULE

(CALENDAR YEAR)

PROJECT PLANNING

Q3 2016 - Q3 2016

HIRE DESIGNER

Q3 2016 - Q2 2017

PROJECT DESIGN

Q2 2017 - Q1 2019

HIRE CONTRACTOR

Q1 2018 - Q4 2019

ACTIVE CONSTRUCTION

Q4 2019 - Q1 2022

CONSTRUCTION CLOSEOUT

Q1 2022 - Q1 2022

ORIGINAL SCHEDULE Q3 2019

2018 SCHEDULE Q4 2020

SCHOOL CHOICE ENHANCEMENT (SCEP)

CURRENT PHASE

COMPLETE

DELIVERED

Projectors
Two-way Radios
Cafeteria Sound System
Outdoor Benches
Digital Marquee
Fabric Awning
Guest Leather Chairs

BUDGET

\$100,000

SCHEDULE

(CALENDAR YEAR)

PLANNING / DESIGN

Q1 2015 (Actual: 11/2015)

IMPLEMENTATION

Q4 2016 (Actual: 11/2016)

COMPLETE

Q1 2020 (Actual: 03/2020)

MUSIC



COMPLETE

SCOPE

56 Instruments Delivered

TECHNOLOGY



COMPLETE

SCOPE

429 Items Delivered

FLAG:

COMMENTS: Project schedule advanced 120 days.

SUNSET LAKES ELEMENTARY SCHOOL



Address	18400 SW 25 STREET, MIRAMAR 33027
Location Number	3661
Board District	2
Board Member	Patricia Good
ADEFP Budget	\$3,400,125.01
Total Facilities Budget	\$2,964,125.01

PRIMARY RENOVATIONS

CURRENT PHASE

CLOSEOUT

PROJECT UPDATE

All campus renovations are complete.

PROJECT SCOPE

Additional Funding - Board Approved 08/20/19 (JJ-2)	\$1,780,500
Deduction in Funding - Board Approved 2/17/21 (JJ-8)	(\$27,374.99)
Building Envelope Improvements	\$853,000
HVAC Improvements	\$358,000

2020 RESET SCHEDULE

(CALENDAR YEAR)

PROJECT PLANNING

Q2 2017 - Q2 2017

HIRE DESIGNER

Q2 2017 - Q4 2017

PROJECT DESIGN

Q4 2017 - Q1 2019

HIRE CONTRACTOR

Q3 2018 - Q4 2019

ACTIVE CONSTRUCTION

Q4 2019 - Q4 2020

CONSTRUCTION CLOSEOUT

Q4 2020 - Q1 2021

ORIGINAL SCHEDULE Q1 2020

2018 SCHEDULE Q3 2021

SCHOOL CHOICE ENHANCEMENT (SCEP)

CURRENT PHASE

COMPLETE

DELIVERED

New PreK-2 playground
 Shades for 3-5 play area
 Fencing

BUDGET

\$100,000

SCHEDULE

(CALENDAR YEAR)

PLANNING / DESIGN

Q1 2015 (Actual: 11/2015)

IMPLEMENTATION

N/A (Actual: N/A)

COMPLETE

Q2 2018 (Actual: 04/2019)

MUSIC



COMPLETE

SCOPE

228 Instruments Delivered

TECHNOLOGY



COMPLETE

SCOPE

549 Items Delivered

FLAG: **B**

COMMENTS:

SUNSHINE ELEMENTARY SCHOOL



Address	7737 W LASALLE BOULEVARD, MIRAMAR 33023
Location Number	1171
Board District	2
Board Member	Patricia Good
ADEFP Budget	\$1,600,000
Total Facilities Budget	\$1,266,000

PRIMARY RENOVATIONS

CURRENT PHASE

PROJECT DESIGN

PROJECT UPDATE

Drawings are being developed by a professional design team. Once complete, a contractor will be hired to begin construction.

PROJECT SCOPE

Building Envelope Improvements	\$211,000
Fire Alarm	\$51,000
Fire Sprinklers	\$532,000
HVAC Improvements	\$372,000

2020 RESET SCHEDULE (CALENDAR YEAR)

PROJECT PLANNING

Q3 2017 - Q3 2017

HIRE DESIGNER

Q3 2017 - Q2 2018

PROJECT DESIGN

Q2 2018 - Q2 2021

HIRE CONTRACTOR

Q2 2019 - Q4 2023

ACTIVE CONSTRUCTION

Q4 2023 - Q4 2025

CONSTRUCTION CLOSEOUT

Q4 2025 - Q4 2025

ORIGINAL SCHEDULE Q2 2020

2018 SCHEDULE Q3 2021

SCHOOL CHOICE ENHANCEMENT (SCEP)

CURRENT PHASE

IMPLEMENTATION

DELIVERED

Poster Maker
Headphones
Laminator
Classrooms Rugs
Portable Blowers
Lenovo Laptops
Earthwalk Carts
Lenovo Staff Desktop
Student Chairs
Shelving
Pro Pencil Sharpeners
Ellison
Recordex
Athletic Equipment

BUDGET

\$100,000

SCHEDULE (CALENDAR YEAR)

PLANNING / DESIGN

Q4 2018 (Actual: 11/2018)

IMPLEMENTATION

Q2 2019 (Actual: 05/2019)

COMPLETE

TBD

MUSIC



COMPLETE

SCOPE

438 Instruments Delivered

TECHNOLOGY



COMPLETE

SCOPE

335 Items Delivered

FLAG:

COMMENTS:

TAMARAC ELEMENTARY SCHOOL



Address	7601 N UNIVERSITY DRIVE, TAMARAC 33321
Location Number	2621
Board District	4
Board Member	Lori Alhadeff
ADEFP Budget	\$3,319,657
Total Facilities Budget	\$2,858,657

PRIMARY RENOVATIONS – PHASE 1

CURRENT PHASE

ACTIVE CONSTRUCTION

PROJECT UPDATE

All HVAC improvements in Building 1, 4 & 9 have been completed.

PROJECT SCOPE

Building Envelope Improvements	\$205,000
Fire Sprinklers	\$854,000
HVAC Improvements	\$2,132,000
Funding to Program Reserve - Board Approved 12/18/18 (JJ-1)	(\$727,343)
Scope Modification – ADA Restrooms (Completion Date: Q1 2023)	\$84,400

PRIMARY RENOVATIONS – PHASE 2 – Media Center

CURRENT PHASE

PROJECT SCOPE

CLOSEOUT

Media Center Improvements	\$210,600
---------------------------	-----------

2020 RESET SCHEDULE

(CALENDAR YEAR)

PROJECT PLANNING

PHS1 Q1 2016 – Q2 2016	PHS2 Q2 2017 - Q2 2017
------------------------	------------------------

HIRE DESIGNER

PHS1 Q2 2016 – Q4 2016	PHS2 Q3 2017 – Q3 2017
------------------------	------------------------

PROJECT DESIGN

PHS1 Q4 2016 – Q3 2018	PHS2 Q3 2017 – Q3 2018
------------------------	------------------------

HIRE CONTRACTOR

PHS1 Q2 2017 - Q1 2019	PHS2 Q3 2018 - Q4 2019
------------------------	------------------------

ACTIVE CONSTRUCTION

PHS1 Q1 2019 – Q4 2021	PHS2 Q4 2019 - Q2 2020
------------------------	------------------------

CONSTRUCTION CLOSEOUT

PHS1 Q4 2021 - Q1 2022	PHS2 Q4 2020 - Q2 2021
------------------------	------------------------

ORIGINAL SCHEDULE

PHS1 Q1 2019	PHS2 Q4 2021
--------------	--------------

2018 SCHEDULE

PHS1 Q2 2020	PHS2 Q4 2021
--------------	--------------

SCHOOL CHOICE ENHANCEMENT (SCEP)

CURRENT PHASE

COMPLETE

DELIVERED

Front Office Furniture
 Parent Workstation
 Cafeteria Furniture
 Cafeteria Sound System
 Digital Marquee
 Projectors

BUDGET

\$100,000

Laptops
 Document Cameras
 Printers

SCHEDULE

(CALENDAR YEAR)

PLANNING / DESIGN

Q1 2015 (Actual: 11/2015)

IMPLEMENTATION

Q2 2016 (Actual: 04/2016)

COMPLETE

Q4 2017 (Actual: 09/2018)

MUSIC



COMPLETE

SCOPE

362 Instruments Delivered

TECHNOLOGY



COMPLETE

SCOPE

505 Items Delivered

FLAG:

COMMENTS:

TEDDER ELEMENTARY SCHOOL



Address	4157 NE 1 TERRACE, DEERFIELD BEACH 33064
Location Number	0571
Board District	7
Board Member	Nora Rupert
ADEFP Budget	\$4,510,616
Total Facilities Budget	\$4,315,616

PRIMARY RENOVATIONS

CURRENT PHASE

ACTIVE CONSTRUCTION

PROJECT UPDATE

Contractors are currently preparing the campus for construction.

PROJECT SCOPE

Additional Funding - Board Approved 03/31/20 (11)	\$1,027,616
Building Envelope Improvements	\$1,671,000
Fire Alarm	\$294,000
Fire Sprinklers	\$215,000
HVAC Improvements	\$994,000
PE/Athletic Improvements	\$14,000

2020 RESET SCHEDULE

(CALENDAR YEAR)

PROJECT PLANNING

Q2 2016 - Q3 2016

HIRE DESIGNER

Q2 2016 - Q1 2017

PROJECT DESIGN

Q1 2017 - Q3 2019

HIRE CONTRACTOR

Q4 2017 - Q4 2020

ACTIVE CONSTRUCTION

Q4 2020 - Q1 2023

CONSTRUCTION CLOSEOUT

Q1 2023 - Q2 2023

ORIGINAL SCHEDULE Q2 2019

2018 SCHEDULE Q2 2021

SCHOOL CHOICE ENHANCEMENT (SCEP)

CURRENT PHASE

COMPLETE

DELIVERED

Teacher Chairs
Benches for Common Areas
Media Center Furniture
Playground Upgrades
Digital Marquee

BUDGET

\$100,000

SCHEDULE

(CALENDAR YEAR)

PLANNING / DESIGN

Q1 2016 (Actual: 01/2016)

IMPLEMENTATION

Q2 2016 (Actual: 06/2016)

COMPLETE

Q2 2018 (Actual: 12/2018)

MUSIC



COMPLETE

SCOPE

407 Instruments Delivered

TECHNOLOGY



COMPLETE

SCOPE

254 Items Delivered

FLAG:
COMMENTS:

TEQUESTA TRACE MIDDLE SCHOOL



Address	1800 INDIAN TRACE, WESTON 33326
Location Number	3151
Board District	6
Board Member	Laurie Rich Levinson
ADEFP Budget	\$3,933,000
Total Facilities Budget	\$3,391,000

PRIMARY RENOVATIONS

CURRENT PHASE

PROJECT DESIGN

PROJECT UPDATE

Drawings are being developed by a professional design team. Once complete, a contractor will be hired to begin construction.

PROJECT SCOPE

Building Envelope Improvements	\$1,883,000
Electrical Improvements	\$265,000
Fire Alarm	\$462,000
Fire Sprinklers	\$15,000
HVAC Improvements	\$666,000

2020 RESET SCHEDULE

(CALENDAR YEAR)

PROJECT PLANNING

Q2 2017 - Q3 2017

HIRE DESIGNER

Q2 2017 - Q4 2019

PROJECT DESIGN

Q1 2018 - Q3 2021

HIRE CONTRACTOR

Q3 2021 - Q1 2023

ACTIVE CONSTRUCTION

Q1 2023 - Q3 2025

CONSTRUCTION CLOSEOUT

Q3 2025 - Q4 2025

ORIGINAL SCHEDULE Q2 2020

2018 SCHEDULE Q1 2022

SCHOOL CHOICE ENHANCEMENT (SCEP)

CURRENT PHASE IMPLEMENTATION

DELIVERED

Promethean boards
Two-way Radios

BUDGET
\$100,000

IN PROGRESS

Digital Marquee

SCHEDULE (CALENDAR YEAR)

PLANNING / DESIGN

Q4 2017 (Actual: 11/2017)

IMPLEMENTATION

Q3 2020 (Actual: 09/2020)

COMPLETE

TBD

MUSIC



COMPLETE

SCOPE

161 Instruments Delivered

TECHNOLOGY



COMPLETE

SCOPE

471 Items Delivered

FLAG:
COMMENTS:

THE QUEST CENTER



Address	6401 CHARLESTON STREET, HOLLYWOOD 33024
Location Number	1021
Board District	1
Board Member	Ann Murray
ADEFP Budget	\$1,914,000
Total Facilities Budget	\$1,788,000

PRIMARY RENOVATIONS

CURRENT PHASE

ACTIVE CONSTRUCTION

PROJECT UPDATE

HVAC units are being installed in several buildings on campus.

PROJECT SCOPE

Electrical Improvements	\$293,000
Fire Alarm	\$377,000
HVAC Improvements	\$899,148
Safety / Security Upgrade	\$84,000
Scope Modification – CU Replacement (Complete)	\$16,525
Scope Modification – RTU Replacement (Complete)	\$18,327

2020 RESET SCHEDULE

(CALENDAR YEAR)

PROJECT PLANNING

Q4 2016 - Q4 2016

HIRE DESIGNER

Q4 2016 - Q1 2017

PROJECT DESIGN

Q1 2017 - Q3 2018

HIRE CONTRACTOR

Q3 2017 - Q2 2019

ACTIVE CONSTRUCTION

Q2 2019 - Q2 2022

CONSTRUCTION CLOSEOUT

Q2 2022 - Q2 2022

ORIGINAL SCHEDULE Q1 2019

2018 SCHEDULE Q1 2020

SCHOOL CHOICE ENHANCEMENT (SCEP)

CURRENT PHASE

IMPLEMENTATION

DELIVERED

Sensory Room Equipment
 Entertainment Room Renovation
 TVs

BUDGET

\$100,000

SCHEDULE

(CALENDAR YEAR)

PLANNING / DESIGN

Q1 2015 (Actual: 11/2015)

IMPLEMENTATION

Q4 2016 (Actual: 12/2016)

COMPLETE

TBD

MUSIC



COMPLETE

SCOPE

538 Instruments Delivered

TECHNOLOGY



COMPLETE

SCOPE

28 Items Delivered

FLAG:
 COMMENTS:

THURGOOD MARSHALL ELEMENTARY SCHOOL



Address	800 NW 13 STREET, FORT LAUDERDALE 33311
Location Number	3291
Board District	5
Board Member	Dr. Rosalind Osgood
ADEFP Budget	\$4,725,433
Total Facilities Budget	\$4,426,433

PRIMARY RENOVATIONS

CURRENT PHASE

HIRE CONTRACTOR

PROJECT UPDATE

The school is in the process of hiring a contractor to complete its renovations.

PROJECT SCOPE

ADA Restrooms	\$53,736
Building Envelope Improvements	\$842,000
HVAC Improvements	\$1,104,000
Additional Funding – Board Approved 3/10/21 (JJ-1)	\$2,426,697

2020 RESET SCHEDULE

(CALENDAR YEAR)

PROJECT PLANNING

Q3 2017 - Q4 2017

HIRE DESIGNER

Q3 2017 - Q2 2018

PROJECT DESIGN

Q2 2018 - Q2 2021

HIRE CONTRACTOR

Q3 2020 - Q2 2021

ACTIVE CONSTRUCTION

Q2 2021 - Q2 2023

CONSTRUCTION CLOSEOUT

Q2 2023 - Q3 2023

ORIGINAL SCHEDULE Q3 2020

2018 SCHEDULE Q1 2021

SCHOOL CHOICE ENHANCEMENT (SCEP)

CURRENT PHASE IMPLEMENTATION

BUDGET
\$100,000

SCHEDULE (CALENDAR YEAR)

PLANNING / DESIGN

Q4 2018 (Actual: 11/2018)

IMPLEMENTATION

Q2 2019 (Actual: 05/2019)

COMPLETE

Q2 2020 (Actual: 04/2020)

DELIVERED

Earthwalk Carts
Lenovo 300e
Aiphone
Recordex
ID Machine
Tables
Chairs
Headphones
Lenovo Batteries
Laminator
Carpet Cleaner
Student Chairs
Computer Chargers
Promethean
ActivPanel

TECHNOLOGY

✓
COMPLETE

SCOPE

282 Items Delivered

FLAG: **B**

COMMENTS: Project schedule advanced 77 days.

TRADEWINDS ELEMENTARY SCHOOL



Address	5400 JOHNSON ROAD, COCONUT CREEK 33073
Location Number	3481
Board District	7
Board Member	Nora Rupert
ADEFP Budget	\$4,417,900
Total Facilities Budget	\$3,943,900

PRIMARY RENOVATIONS

CURRENT PHASE

ACTIVE CONSTRUCTION

PROJECT UPDATE

A temporary roof is being installed as part of the school's roofing repairs.

PROJECT SCOPE

Additional Funding - Board Approved 7/21/20 (JJ-4)	\$2,132,900
Building Envelope Improvements	\$1,205,000
Conversion of Existing Space to Music and/or Art Lab(s)	\$169,000
HVAC Improvements	\$194,000
Music Room Renovation	\$136,000
PE/Athletic Improvements	\$7,000

2020 RESET SCHEDULE

(CALENDAR YEAR)

PROJECT PLANNING

Q4 2017 - Q4 2017

HIRE DESIGNER

Q3 2017 - Q3 2018

PROJECT DESIGN

Q3 2018 - Q1 2020

HIRE CONTRACTOR

Q1 2020 - Q4 2020

ACTIVE CONSTRUCTION

Q4 2020 - Q3 2022

CONSTRUCTION CLOSEOUT

Q3 2022 - Q4 2022

ORIGINAL SCHEDULE Q3 2020

2018 SCHEDULE Q2 2021

SCHOOL CHOICE ENHANCEMENT (SCEP)

CURRENT PHASE

IMPLEMENTATION

DELIVERED

Aiphone and Strike

BUDGET

\$100,000

IN PROGRESS

Playground Upgrades
Rubber Surfacing

SCHEDULE

(CALENDAR YEAR)

PLANNING / DESIGN

Q4 2018 (Actual: 11/2018)

IMPLEMENTATION

Q2 2019 (Actual: 06/2019)

COMPLETE

TBD

MUSIC



COMPLETE

SCOPE

446 Instruments Delivered

TECHNOLOGY



COMPLETE

SCOPE

536 Items Delivered

FLAG:

COMMENTS:

TROPICAL ELEMENTARY SCHOOL



Address	1500 SW 66 AVENUE, PLANTATION 33317
Location Number	0731
Board District	6
Board Member	Laurie Rich Levinson
ADEFP Budget	\$1,344,000
Total Facilities Budget	\$1,012,000

PRIMARY RENOVATIONS

CURRENT PHASE

HIRE CONTRACTOR

PROJECT UPDATE

The school is in the process of hiring a contractor to complete its renovations.

PROJECT SCOPE

Building Envelope Improvements	\$55,000
Conversion of Existing Space to Music and/or Art Lab(s)	\$169,000
Fire Alarm	\$252,000
Fire Sprinklers	\$33,000
HVAC Improvements	\$166,000
Media Center Improvements	\$237,000

2020 RESET SCHEDULE

(CALENDAR YEAR)

PROJECT PLANNING

Q4 2016 - Q4 2016

HIRE DESIGNER

Q4 2016 - Q1 2017

PROJECT DESIGN

Q2 2017 - Q3 2019

HIRE CONTRACTOR

Q4 2017 - Q3 2021

ACTIVE CONSTRUCTION

Q3 2021 - Q3 2023

CONSTRUCTION CLOSEOUT

Q3 2023 - Q4 2023

ORIGINAL SCHEDULE Q2 2019

2018 SCHEDULE Q4 2020

SCHOOL CHOICE ENHANCEMENT (SCEP)

CURRENT PHASE

PLANNING/DESIGN

BUDGET

\$100,000

SCHEDULE

(CALENDAR YEAR)

PLANNING / DESIGN

Q1 2015 (Actual: 11/2015)

IMPLEMENTATION

TBD

COMPLETE

TBD

MUSIC



COMPLETE

SCOPE

175 Instruments Delivered

TECHNOLOGY



COMPLETE

SCOPE

332 Items Delivered

FLAG:

COMMENTS:

VILLAGE ELEMENTARY SCHOOL



Address	2100 NW 70 AVENUE, SUNRISE 33313
Location Number	1621
Board District	5
Board Member	Dr. Rosalind Osgood
ADEFP Budget	\$1,708,189
Total Facilities Budget	\$1,336,189

PRIMARY RENOVATIONS

CURRENT PHASE

HIRE CONTRACTOR

PROJECT UPDATE

The school is in the process of hiring a contractor to complete its renovations.

PROJECT SCOPE

Building Envelope Improvements	\$81,000
Fire Alarm	\$293,000
Fire Sprinklers	\$304,000
HVAC Improvements	\$150,000
Media Center Improvements	\$175,000
Additional Funding – Board Approved 1/20/21 (JJ-10)	\$333,189

2020 RESET SCHEDULE

(CALENDAR YEAR)

PROJECT PLANNING

Q4 2016 - Q4 2016

HIRE DESIGNER

Q4 2016 - Q2 2017

PROJECT DESIGN

Q2 2017 - Q4 2019

HIRE CONTRACTOR

Q1 2018 - Q2 2021

ACTIVE CONSTRUCTION

Q2 2021 - Q2 2023

CONSTRUCTION CLOSEOUT

Q2 2023 - Q3 2023

ORIGINAL SCHEDULE Q2 2019

2018 SCHEDULE Q4 2020

SCHOOL CHOICE ENHANCEMENT (SCEP)

CURRENT PHASE

COMPLETE

DELIVERED

Classroom Rugs & Signage
 Poster Maker
 Printers
 Desktops & Laptops
 Student Desks & Chairs
 Vinyl Blinds for Classrooms
 TV Studio Equipment
 Outdoor Floor Mats
 Headphones
 iPads with Cases
 Conference Table
 Washer & Dryer
 Cube Truck Without Lid
 Upright Vacuum
 Poly Truck

BUDGET

\$100,000

SCHEDULE

(CALENDAR YEAR)

PLANNING / DESIGN

Q1 2015 (Actual: 11/2015)

IMPLEMENTATION

Q2 2018 (Actual: 04/2018)

COMPLETE

Q1 2020 (Actual: 03/2020)

MUSIC



COMPLETE

SCOPE

187 Instruments Delivered

TECHNOLOGY



COMPLETE

SCOPE

321 Items Delivered

FLAG: **B**

COMMENTS:

VIRGINIA SHUMAN YOUNG ELEMENTARY SCHOOL



Address	101 NE 11 AVENUE, FORT LAUDERDALE 33301
Location Number	3321
Board District	3
Board Member	Sarah Leonardi
ADEFP Budget	\$5,050,230
Total Facilities Budget	\$4,728,230

PRIMARY RENOVATIONS

CURRENT PHASE

ACTIVE CONSTRUCTION

PROJECT UPDATE

Contractors are currently preparing the campus for construction.

PROJECT SCOPE

Additional Funding - Board Approved 06/23/20 (JJ-3)	\$2,904,230
Building Envelope Improvements	\$809,000
Fire Alarm	\$319,000
HVAC Improvements	\$596,000

2020 RESET SCHEDULE

(CALENDAR YEAR)

PROJECT PLANNING

Q2 2017 - Q2 2017

HIRE DESIGNER

Q2 2017 - Q4 2017

PROJECT DESIGN

Q1 2018 - Q2 2019

HIRE CONTRACTOR

Q2 2019 - Q4 2020

ACTIVE CONSTRUCTION

Q4 2020 - Q1 2023

CONSTRUCTION CLOSEOUT

Q1 2023 - Q2 2023

ORIGINAL SCHEDULE Q1 2020

2018 SCHEDULE Q2 2021

SCHOOL CHOICE ENHANCEMENT (SCEP)

CURRENT PHASE

COMPLETE

DELIVERED

Storeroom Locks
 Water Bottle Filling Stations
 Recordex
 Two-way Radios
 Office Chairs
 Ceiling Projector
 Media Center Furniture
 Trapezoid Tables
 Cafeteria Tables

BUDGET

\$100,000

SCHEDULE

(CALENDAR YEAR)

PLANNING / DESIGN

Q4 2017 (Actual: 11/2017)

IMPLEMENTATION

Q2 2018 (Actual: 06/2018)

COMPLETE

Q1 2020 (Actual: 03/2020)

MUSIC



COMPLETE

SCOPE

57 Instruments Delivered

TECHNOLOGY



COMPLETE

SCOPE

388 Items Delivered

FLAG:

COMMENTS:

WALKER ELEMENTARY SCHOOL



Address	1001 NW 4 STREET, FORT LAUDERDALE 33311
Location Number	0321
Board District	5
Board Member	Dr. Rosalind Osgood
ADEFP Budget	\$3,711,090
Total Facilities Budget	\$3,528,090

PRIMARY RENOVATIONS

CURRENT PHASE

ACTIVE CONSTRUCTION

PROJECT UPDATE

Fire alarm system improvements and duct heater installations are underway.

PROJECT SCOPE

Additional Funding - Board Approved 4/23/19 (JJ-1)	\$1,837,090
Building Envelope Improvements	\$380,000
Fire Alarm	\$294,000
HVAC Improvements	\$917,000

2020 RESET SCHEDULE

(CALENDAR YEAR)

PROJECT PLANNING

Q4 2016 - Q4 2016

HIRE DESIGNER

Q4 2016 - Q2 2017

PROJECT DESIGN

Q2 2017 - Q4 2018

HIRE CONTRACTOR

Q1 2018 - Q3 2019

ACTIVE CONSTRUCTION

Q3 2019 - Q1 2022

CONSTRUCTION CLOSEOUT

Q1 2022 - Q2 2022

ORIGINAL SCHEDULE Q2 2019

2018 SCHEDULE Q2 2020

SCHOOL CHOICE ENHANCEMENT (SCEP)

CURRENT PHASE

COMPLETE

DELIVERED

Technology for D3 & D4

Additional laptops

BUDGET

\$100,000

SCHEDULE

(CALENDAR YEAR)

PLANNING / DESIGN

Q1 2015 (Actual: 11/2015)

IMPLEMENTATION

N/A (Actual: N/A)

COMPLETE

Q2 2017 (Actual: 05/2017)

MUSIC



COMPLETE

SCOPE

58 Instruments Delivered

TECHNOLOGY



COMPLETE

SCOPE

141 Items Delivered

FLAG:

COMMENTS:

WALTER C. YOUNG MIDDLE SCHOOL



Address	901 NW 129 AVENUE, PEMBROKE PINES 33028
Location Number	3001
Board District	2
Board Member	Patricia Good
ADEFP Budget	\$9,797,000
Total Facilities Budget	\$9,313,000

PRIMARY RENOVATIONS

CURRENT PHASE

HIRE CONTRACTOR

PROJECT UPDATE

The school is in the process of hiring a contractor to complete its renovations.

PROJECT SCOPE

Building Envelope Improvements	\$3,011,000
HVAC Improvements	\$5,805,000
Improvements to or Replacement of Building 1	\$252,000
Media Center Improvements	\$145,000

2020 RESET SCHEDULE

(CALENDAR YEAR)

PROJECT PLANNING

Q3 2017 - Q2 2018

HIRE DESIGNER

Q2 2018 - Q1 2019

PROJECT DESIGN

Q2 2018 - Q4 2020

HIRE CONTRACTOR

Q2 2017 - Q3 2021

ACTIVE CONSTRUCTION

Q3 2021 - Q3 2024

CONSTRUCTION CLOSEOUT

Q3 2024 - Q4 2024

ORIGINAL SCHEDULE Q4 2020

2018 SCHEDULE Q4 2021

SCHOOL CHOICE ENHANCEMENT (SCEP)

CURRENT PHASE

COMPLETE

DELIVERED

New Golf Cart
Cafeteria Tables
TVs for Exceptional Student Ed.
Printers
Facilities/Janitorial Equipment
Two-way Radios
Vertical Blinds
Carpeting
Dinner Theater Bleachers,
LCD Projectors

BUDGET

\$100,000

SCHEDULE

(CALENDAR YEAR)

PLANNING / DESIGN

Q1 2015 (Actual: 11/2015)

IMPLEMENTATION

Q1 2017 (Actual: 03/2017)

COMPLETE

Q4 2017 (Actual: 11/2017)

MUSIC



COMPLETE

SCOPE

125 Instruments Delivered

TECHNOLOGY



COMPLETE

SCOPE

654 Items Delivered

FLAG:

COMMENTS:

WATKINS ELEMENTARY SCHOOL



Address	3520 SW 52 AVENUE, PEMBROKE PARK 33023
Location Number	0511
Board District	1
Board Member	Ann Murray
ADEFP Budget	\$3,443,840
Total Facilities Budget	\$3,135,840

PRIMARY RENOVATIONS

CURRENT PHASE

ACTIVE CONSTRUCTION

PROJECT UPDATE

Contractors are currently preparing the campus for construction.

PROJECT SCOPE

Additional Funding - Board Approved 9/15/20 (JJ-2)	\$2,114,840
Building Envelope Improvements	\$895,000
Fire Sprinklers	\$26,000

2020 RESET SCHEDULE

(CALENDAR YEAR)

PROJECT PLANNING

Q2 2017 - Q3 2017

HIRE DESIGNER

Q3 2017 - Q2 2018

PROJECT DESIGN

Q2 2018 - Q1 2019

HIRE CONTRACTOR

Q2 2018 - Q4 2020

ACTIVE CONSTRUCTION

Q4 2020 - Q1 2023

CONSTRUCTION CLOSEOUT

Q1 2023 - Q1 2023

ORIGINAL SCHEDULE Q3 2020

2018 SCHEDULE Q4 2020

SCHOOL CHOICE ENHANCEMENT (SCEP)

CURRENT PHASE IMPLEMENTATION

BUDGET
\$100,000

SCHEDULE (CALENDAR YEAR)

PLANNING / DESIGN

Q4 2018 (Actual: 11/2018)

IMPLEMENTATION

Q3 2019 (Actual: 07/2019)

COMPLETE

TBD

DELIVERED

Laptops
Digital marquee

TECHNOLOGY

✓
COMPLETE

SCOPE

288 Items Delivered

FLAG:

COMMENTS: Project schedule advanced 349 days.

WELLEBY ELEMENTARY SCHOOL



Address	3230 NOB HILL ROAD, SUNRISE 33351
Location Number	2881
Board District	5
Board Member	Dr. Rosalind Osgood
ADEFP Budget	\$3,276,000
Total Facilities Budget	\$2,875,000

PRIMARY RENOVATIONS

CURRENT PHASE

PROJECT DESIGN

PROJECT UPDATE

Drawings are being developed by a professional design team. Once complete, a contractor will be hired to begin construction.

PROJECT SCOPE

Building Envelope Improvements	\$896,000
Electrical Improvements	\$260,000
Fire Alarm	\$293,000
Fire Sprinklers	\$835,000
HVAC Improvements	\$491,000

2020 RESET SCHEDULE

(CALENDAR YEAR)

PROJECT PLANNING

Q3 2017 - Q4 2017

HIRE DESIGNER

Q3 2017 - Q2 2018

PROJECT DESIGN

Q2 2018 - Q2 2021

HIRE CONTRACTOR

Q2 2021 - Q4 2022

ACTIVE CONSTRUCTION

Q4 2022 - Q1 2025

CONSTRUCTION CLOSEOUT

Q1 2025 - Q2 2025

ORIGINAL SCHEDULE Q3 2020

2018 SCHEDULE Q3 2021

SCHOOL CHOICE ENHANCEMENT (SCEP)

CURRENT PHASE

IMPLEMENTATION

DELIVERED

Lenovo Laptops 300e
Earthwalk Carts

BUDGET

\$100,000

SCHEDULE

(CALENDAR YEAR)

PLANNING / DESIGN

Q4 2018 (Actual: 11/2018)

IMPLEMENTATION

Q3 2019 (Actual: 07/2019)

COMPLETE

TBD

MUSIC



COMPLETE

SCOPE

259 Instruments Delivered

TECHNOLOGY



COMPLETE

SCOPE

308 Items Delivered

FLAG:

COMMENTS:

WEST BROWARD HIGH SCHOOL



Address	500 NW 209 AVENUE, PEMBROKE PINES 33029
Location Number	3971
Board District	2
Board Member	Patricia Good
ADEFP Budget	\$2,025,000
Total Facilities Budget	\$959,000

PRIMARY RENOVATIONS

CURRENT PHASE

ACTIVE CONSTRUCTION

PROJECT UPDATE

Test and Balance is complete.

PROJECT SCOPE

HVAC Improvements	\$438,000
-------------------	-----------

2020 RESET SCHEDULE

(CALENDAR YEAR)

PROJECT PLANNING

Q2 2017 - Q2 2018

HIRE DESIGNER

N/A

PROJECT DESIGN

N/A

HIRE CONTRACTOR

Q2 2018 - Q3 2018

ACTIVE CONSTRUCTION

Q4 2018 - Q2 2021

CONSTRUCTION CLOSEOUT

Q2 2021 - Q3 2021

ORIGINAL SCHEDULE Q2 2020

2018 SCHEDULE Q2 2020

SCHOOL CHOICE ENHANCEMENT (SCEP)

CURRENT PHASE

COMPLETE

DELIVERED

Athletic Equipment
 CDs/DVDs
 Projectors
 Picnic Benches
 Black Magic Studio System
 Auditorium Sound System
 Floor Mats
 Partial Wall Wraps

BUDGET

\$100,000

SCHEDULE

(CALENDAR YEAR)

PLANNING / DESIGN

Q1 2015 (Actual: 11/2015)

IMPLEMENTATION

Q4 2016 (Actual: 12/2016)

COMPLETE

Q2 2018 (Actual: 09/2018)

ATHLETICS



COMPLETE

SCOPE

Track Improvements

Weight Room Improvements

MUSIC



COMPLETE

SCOPE

238 Instruments Delivered

TECHNOLOGY



COMPLETE

SCOPE

773 Items Delivered

FLAG:

COMMENTS:

WEST HOLLYWOOD ELEMENTARY SCHOOL



Address	6301 HOLLYWOOD BOULEVARD, HOLLYWOOD 33024
Location Number	0161
Board District	1
Board Member	Ann Murray
ADEFP Budget	\$4,240,160
Total Facilities Budget	\$4,010,160

PRIMARY RENOVATIONS

CURRENT PHASE

ACTIVE CONSTRUCTION

PROJECT UPDATE

HVAC and fire alarm system improvements are currently underway.

PROJECT SCOPE

Additional Funding - Board Approved 12/18/18 (JJ-3)	\$1,231,160
Building Envelope Improvements	\$741,000
Fire Alarm	\$294,000
HVAC Improvements	\$1,644,000

2020 RESET SCHEDULE

(CALENDAR YEAR)

PROJECT PLANNING

Q2 2016 - Q3 2016

HIRE DESIGNER

Q2 2016 - Q1 2017

PROJECT DESIGN

Q1 2017 - Q3 2018

HIRE CONTRACTOR

Q4 2017 - Q1 2019

ACTIVE CONSTRUCTION

Q1 2019 - Q2 2021

CONSTRUCTION CLOSEOUT

Q2 2021 - Q2 2021

ORIGINAL SCHEDULE Q1 2019

2018 SCHEDULE Q2 2020

SCHOOL CHOICE ENHANCEMENT (SCEP)

CURRENT PHASE

COMPLETE

DELIVERED

Media Center Furniture
 Music Upgrades
 Cafeteria Sound System
 Printers
 Two-way Radios
 Digital Marquee

BUDGET

\$100,000

SCHEDULE

(CALENDAR YEAR)

PLANNING / DESIGN

Q1 2015 (Actual: 11/2015)

IMPLEMENTATION

Q3 2016 (Actual: 09/2016)

COMPLETE

Q2 2018 (Actual: 06/2018)

MUSIC



COMPLETE

SCOPE

173 Instruments Delivered

TECHNOLOGY



COMPLETE

SCOPE

413 Items Delivered

FLAG:

COMMENTS:

WESTCHESTER ELEMENTARY SCHOOL



Address	12405 ROYAL PALM BOULEVARD, CORAL SPRINGS 33065
Location Number	2681
Board District	4
Board Member	Lori Alhadeff
ADEFP Budget	\$3,528,000
Total Facilities Budget	\$3,098,000

PRIMARY RENOVATIONS

CURRENT PHASE

ACTIVE CONSTRUCTION

PROJECT UPDATE

Roofing repairs and renovations to the media center and restrooms are currently underway.

PROJECT SCOPE

ADA Restrooms, Replace Fire Alarm, Drainage Improvements	\$1,797,142
Building Envelope Improvements	\$182,000
Deduction of Funding - Board Approved 6/25/19 (JJ-1)	(\$547,142)
Electrical Improvements	\$263,000
Fire Sprinklers	\$772,000
HVAC Improvements	\$146,616
Media Center Improvements	\$208,000
Scope Modification – Chiller Replacement (Complete)	\$176,384

2020 RESET SCHEDULE

(CALENDAR YEAR)

PROJECT PLANNING

Q3 2016 - Q3 2016

HIRE DESIGNER

Q3 2016 - Q2 2017

PROJECT DESIGN

Q2 2017 - Q1 2019

HIRE CONTRACTOR

Q1 2018 - Q3 2019

ACTIVE CONSTRUCTION

Q3 2019 - Q4 2021

CONSTRUCTION CLOSEOUT

Q4 2021 - Q1 2022

ORIGINAL SCHEDULE Q2 2019

2018 SCHEDULE Q4 2020

SCHOOL CHOICE ENHANCEMENT (SCEP)

CURRENT PHASE

IMPLEMENTATION

DELIVERED

K-2 Playground Upgrade
 Minor Security Enhancements
 Computer Lab Conversion
 Aiphone and strike at the SPE
 Digital Marquee
 Access Control Card Reader

BUDGET

\$100,000

SCHEDULE

(CALENDAR YEAR)

PLANNING / DESIGN

Q1 2015 (Actual: 11/2015)

IMPLEMENTATION

Q3 2016 (Actual: 11/2015)

COMPLETE

TBD

MUSIC



COMPLETE

SCOPE

105 Instruments Delivered

TECHNOLOGY



COMPLETE

SCOPE

309 Items Delivered

FLAG:

COMMENTS:

WESTERN HIGH SCHOOL



Address	1200 SW 136 AVENUE, DAVIE 33325
Location Number	2831
Board District	6
Board Member	Laurie Rich Levinson
ADEFP Budget	\$6,153,000
Total Facilities Budget	\$4,747,000

PRIMARY RENOVATIONS

CURRENT PHASE

PROJECT DESIGN

PROJECT UPDATE

Drawings are being developed by a professional design team. Once complete, a contractor will be hired to begin construction.

PROJECT SCOPE

Building Envelope Improvements	\$144,000
Electrical Improvements	\$325,000
HVAC Improvements	\$1,971,000
Media Center Improvements	\$414,000
Safety / Security Upgrade	\$92,000
STEM Lab Improvements	\$177,524
Scope Modification – Culinary Lab (Complete)	\$1,102,476

2020 RESET SCHEDULE

(CALENDAR YEAR)

PROJECT PLANNING

Q1 2017 - Q2 2017

HIRE DESIGNER

Q1 2017 - Q3 2020

PROJECT DESIGN

Q4 2017 - Q4 2021

HIRE CONTRACTOR

Q4 2021 - Q3 2022

ACTIVE CONSTRUCTION

Q3 2022- Q3 2025

CONSTRUCTION CLOSEOUT

Q3 2025 - Q4 2025

ORIGINAL SCHEDULE Q1 2020

2018 SCHEDULE Q2 2022

SCHOOL CHOICE ENHANCEMENT (SCEP)

CURRENT PHASE

COMPLETE

DELIVERED

Water Bottle Filling Stations
 Golf Carts
 Laptop Computer Carts
 Golf Carts
 Two-way Radios

BUDGET

\$100,000

SCHEDULE

(CALENDAR YEAR)

PLANNING / DESIGN

Q4 2017 (Actual: 11/2017)

IMPLEMENTATION

Q1 2019 (Actual: 02/2019)

COMPLETE

Q1 2020 (Actual: 03/2020)

ATHLETICS



COMPLETE

SCOPE

Track Improvements

Weight Room Improvements

MUSIC



COMPLETE

SCOPE

152 Instruments Delivered

TECHNOLOGY



COMPLETE

SCOPE

958 Items Delivered

FLAG:

COMMENTS:

WESTGLADES MIDDLE SCHOOL



Address	11000 HOLMBERG ROAD, PARKLAND 33076
Location Number	3871
Board District	4
Board Member	Lori Alhadeff
ADEFP Budget	\$4,711,200
Total Facilities Budget	\$2,937,000

PRIMARY RENOVATIONS

CURRENT PHASE

HIRE CONTRACTOR

PROJECT UPDATE

The school is in the process of hiring a contractor to complete its renovations.

PROJECT SCOPE

Building Envelope Improvements	\$2,837,000
--------------------------------	-------------

2020 RESET SCHEDULE

(CALENDAR YEAR)

PROJECT PLANNING

Q4 2017 - Q4 2017

HIRE DESIGNER

Q3 2017 - Q3 2018

PROJECT DESIGN

Q3 2018 - Q1 2020

HIRE CONTRACTOR

Q1 2020 - Q4 2021

ACTIVE CONSTRUCTION

Q4 2021 - Q2 2024

CONSTRUCTION CLOSEOUT

Q2 2024 - Q3 2024

ORIGINAL SCHEDULE Q4 2020

2018 SCHEDULE Q1 2022

SCHOOL CHOICE ENHANCEMENT (SCEP)

CURRENT PHASE

COMPLETE

DELIVERED

Classroom Projectors
 Laptop Carts
 Lenovo Yoga L380
 Lenovo L480
 Student Laptops
 Lenovo 300E

BUDGET

\$100,000

SCHEDULE

(CALENDAR YEAR)

PLANNING / DESIGN

Q4 2018 (Actual: 11/2018)

IMPLEMENTATION

Q1 2019 (Actual: 03/2019)

COMPLETE

Q4 2019 (Actual: 09/2019)

MUSIC



COMPLETE

SCOPE

56 Instruments Delivered

TECHNOLOGY



COMPLETE

SCOPE

758 Items Delivered

FLAG:

COMMENTS:

WESTPINE MIDDLE SCHOOL



Address	9393 NW 50 STREET, SUNRISE 33351
Location Number	2052
Board District	5
Board Member	Dr. Rosalind Osgood
ADEFP Budget	\$5,196,500
Total Facilities Budget	\$4,715,500

PRIMARY RENOVATIONS

CURRENT PHASE

ACTIVE CONSTRUCTION

PROJECT UPDATE

Contractors are currently preparing the campus for construction.

PROJECT SCOPE

Additional Funding - Board Approved 05/19/20 (JJ-18)	\$2,330,500
Building Envelope Improvements	\$2,066,000
Fire Sprinklers	\$15,000
HVAC Improvements	\$204,000

2020 RESET SCHEDULE

(CALENDAR YEAR)

PROJECT PLANNING

Q2 2017 - Q3 2017

HIRE DESIGNER

Q2 2017 - Q1 2018

PROJECT DESIGN

Q1 2018 - Q2 2019

HIRE CONTRACTOR

Q2 2019 - Q3 2020

ACTIVE CONSTRUCTION

Q3 2020 - Q1 2023

CONSTRUCTION CLOSEOUT

Q1 2023 - Q2 2023

ORIGINAL SCHEDULE Q2 2020

2018 SCHEDULE Q3 2021

SCHOOL CHOICE ENHANCEMENT (SCEP)

CURRENT PHASE

COMPLETE

DELIVERED

Projectors
Media Center Furniture
STEM Lab Furniture
Cafeteria Sound System
Cafeteria Projector Screen
Tables
Teacher Desks & Chairs
Smart LED Ultra HDTV
Tilt Mount

BUDGET

\$100,000

SCHEDULE

(CALENDAR YEAR)

PLANNING / DESIGN

Q4 2017 (Actual: 11/2017)

IMPLEMENTATION

Q4 2018 (Actual: 11/2018)

COMPLETE

Q1 2020 (Actual: 03/2020)

MUSIC



COMPLETE

SCOPE

87 Instruments Delivered

TECHNOLOGY



COMPLETE

SCOPE

611 Items Delivered

FLAG:

COMMENTS:

WESTWOOD HEIGHTS ELEMENTARY SCHOOL



Address	2861 SW 9 STREET, FORT LAUDERDALE 33312
Location Number	0631
Board District	3
Board Member	Sarah Leonardi
ADEFP Budget	\$4,521,269
Total Facilities Budget	\$4,337,269

PRIMARY RENOVATIONS

CURRENT PHASE

CLOSEOUT

PROJECT UPDATE

All campus renovations are complete.

PROJECT SCOPE

Additional Funding - Board Approved 4/9/19 (JJ-3)	\$2,517,269
Building Envelope Improvements	\$982,000
HVAC Improvements	\$628,000
Media Center Improvements	\$110,000

2020 RESET SCHEDULE

(CALENDAR YEAR)

PROJECT PLANNING

Q4 2016 - Q4 2016

HIRE DESIGNER

Q4 2016 - Q2 2017

PROJECT DESIGN

Q2 2017 - Q4 2018

HIRE CONTRACTOR

Q4 2017 - Q2 2019

ACTIVE CONSTRUCTION

Q2 2019 - Q4 2020

CONSTRUCTION CLOSEOUT

Q4 2020 - Q2 2021

ORIGINAL SCHEDULE Q2 2019

2018 SCHEDULE Q2 2020

SCHOOL CHOICE ENHANCEMENT (SCEP)

CURRENT PHASE

COMPLETE

DELIVERED

BUDGET

\$100,000

SCHEDULE

(CALENDAR YEAR)

PLANNING / DESIGN

Q1 2015 (Actual: 11/2015)

IMPLEMENTATION

Q2 2016 (Actual: 06/2016)

COMPLETE

Q1 2018 (Actual: 04/2019)

Book Room Upgrade
Projectors
Science Lab Technology
Media Center Projector
Cafeteria Upgrades
Office Furniture
Marquee
Document Camera

MUSIC



COMPLETE

SCOPE

303 Instruments Delivered

TECHNOLOGY



COMPLETE

SCOPE

202 Items Delivered

FLAG:

COMMENTS:

WHIDDON-ROGERS EDUCATION CENTER



Address	700 SW 26TH STREET, FORT LAUDERDALE 33315
Location Number	0452
Board District	3
Board Member	Sarah Leonardi
ADEFP Budget	\$5,680,000
Total Facilities Budget	\$5,426,000

PRIMARY RENOVATIONS

CURRENT PHASE

HIRE CONTRACTOR

PROJECT UPDATE

The school is in the process of hiring a contractor to complete its renovations.

PROJECT SCOPE

Building Envelope Improvements	\$1,246,000
Fire Alarm	\$462,000
HVAC Improvements	\$1,324,000
Improvements to or Replacement of Building 10	\$525,000
Improvements to or Replacement of Building 11	\$569,000
Improvements to or Replacement of Building 12	\$499,000
Improvements to or Replacement of Building 13	\$559,000
Media Center Improvements	\$142,000

2020 RESET SCHEDULE

(CALENDAR YEAR)

PROJECT PLANNING

Q1 2016 - Q1 2016

HIRE DESIGNER

Q1 2016 - Q2 2017

PROJECT DESIGN

Q2 2017 - Q2 2020

HIRE CONTRACTOR

Q2 2020 - Q3 2021

ACTIVE CONSTRUCTION

Q3 2021 - Q4 2023

CONSTRUCTION CLOSEOUT

Q4 2023 - Q1 2024

ORIGINAL SCHEDULE Q3 2019

2018 SCHEDULE Q1 2021

SCHOOL CHOICE ENHANCEMENT (SCEP)

CURRENT PHASE

COMPLETE

DELIVERED

Signs/Banners
 Backless Benches
 Interior Painting
 Digital Marquee
 Cafeteria Tables
 Laptops

BUDGET

\$100,000

SCHEDULE

(CALENDAR YEAR)

PLANNING / DESIGN

Q1 2015 (Actual: 11/2015)

IMPLEMENTATION

Q4 2015 (Actual: 12/2015)

COMPLETE

Q3 2017 (Actual: 08/2017)

MUSIC



COMPLETE

SCOPE

17 Instruments Delivered

TECHNOLOGY



COMPLETE

SCOPE

67 Items Delivered

FLAG:

COMMENTS:

WHISPERING PINES EDUCATION CENTER



Address	3609 SW 89TH AVENUE, MIRAMAR 33025
Location Number	1752
Board District	2
Board Member	Patricia Good
ADEFP Budget	\$2,849,466
Total Facilities Budget	\$2,200,000

PRIMARY RENOVATIONS

CURRENT PHASE

HIRE CONTRACTOR

PROJECT UPDATE

The school is in the process of hiring a contractor to complete its renovations.

PROJECT SCOPE

Building Envelope Improvements	\$837,000
Fire Alarm	\$462,000
Fire Sprinklers	\$11,000
HVAC Improvements	\$790,000

2020 RESET SCHEDULE

(CALENDAR YEAR)

PROJECT PLANNING

Q3 2017 - Q4 2017

HIRE DESIGNER

Q3 2017 - Q1 2018

PROJECT DESIGN

Q2 2018 - Q4 2020

HIRE CONTRACTOR

Q2 2021 - Q1 2022

ACTIVE CONSTRUCTION

Q1 2022 - Q2 2025

CONSTRUCTION CLOSEOUT

Q2 2025 - Q3 2025

ORIGINAL SCHEDULE Q3 2020

2018 SCHEDULE Q2 2021

SCHOOL CHOICE ENHANCEMENT (SCEP)

CURRENT PHASE

PLANNING/DESIGN

DELIVERED

BUDGET

\$100,000

SCHEDULE

(CALENDAR YEAR)

PLANNING / DESIGN

Q4 2018 (Actual: 11/2018)

IMPLEMENTATION

TBD

COMPLETE

TBD

FLAG:

COMMENTS:

WILLIAM E. DANDY MIDDLE SCHOOL



Address	2400 NW 26 STREET, FORT LAUDERDALE 33311
Location Number	1071
Board District	5
Board Member	Dr. Rosalind Osgood
ADEFP Budget	\$7,635,550
Total Facilities Budget	\$7,318,550

PRIMARY RENOVATIONS

CURRENT PHASE

ACTIVE CONSTRUCTION

PROJECT UPDATE

Roofing repairs, restroom renovations, and HVAC improvements are currently underway.

PROJECT SCOPE

Additional Funding - Board Approved 11/06/19 (JJ-3)	\$4,023,550
Building Envelope Improvements	\$2,042,000
Fire Alarm	\$462,000
Fire Sprinklers	\$16,000
HVAC Improvements	\$533,000
Improvements to or Replacement of Building 18	\$59,000
Safety / Security Upgrade	\$83,000

2020 RESET SCHEDULE

(CALENDAR YEAR)

PROJECT PLANNING

Q4 2016 - Q4 2016

HIRE DESIGNER

Q4 2016 - Q3 2017

PROJECT DESIGN

Q4 2017 - Q2 2019

HIRE CONTRACTOR

Q3 2018 - Q1 2020

ACTIVE CONSTRUCTION

Q1 2020 - Q1 2023

CONSTRUCTION CLOSEOUT

Q1 2023 - Q2 2023

ORIGINAL SCHEDULE Q4 2019

2018 SCHEDULE Q2 2021

SCHOOL CHOICE ENHANCEMENT (SCEP)

CURRENT PHASE

COMPLETE

DELIVERED

Cafeteria Sound System
 Projector
 Murals
 Exterior painting
 Cafeteria Tables
 Media Center furniture
 Walkway Paintings
 Aiphone

BUDGET

\$100,000

SCHEDULE

(CALENDAR YEAR)

PLANNING / DESIGN

Q4 2016 (Actual: 12/2016)

IMPLEMENTATION

Q1 2018 (Actual: 03/2018)

COMPLETE

Q4 2018 (Actual: 12/2019)

MUSIC



COMPLETE

SCOPE

130 Instruments Delivered

TECHNOLOGY



COMPLETE

SCOPE

160 Items Delivered

FLAG:

COMMENTS:

WILTON MANORS ELEMENTARY SCHOOL



Address	2401 NE 3 AVENUE, WILTON MANORS 33305
Location Number	0191
Board District	3
Board Member	Sarah Leonardi
ADEFP Budget	\$3,757,000
Total Facilities Budget	\$3,538,000

PRIMARY RENOVATIONS

CURRENT PHASE

PROJECT DESIGN

PROJECT UPDATE

Drawings are being developed by a professional design team. Once complete, a contractor will be hired to begin construction.

PROJECT SCOPE

Building Envelope Improvements	\$960,000
Fire Alarm	\$252,000
HVAC Improvements	\$2,226,000

2020 RESET SCHEDULE (CALENDAR YEAR)

PROJECT PLANNING

Q1 2017 - Q1 2017

HIRE DESIGNER

Q1 2017 - Q3 2019

PROJECT DESIGN

Q4 2017 - Q3 2021

HIRE CONTRACTOR

Q3 2021 - Q2 2023

ACTIVE CONSTRUCTION

Q2 2023 - Q3 2025

CONSTRUCTION CLOSEOUT

Q3 2025 - Q4 2025

ORIGINAL SCHEDULE Q1 2020

2018 SCHEDULE Q2 2022

SCHOOL CHOICE ENHANCEMENT (SCEP)

CURRENT PHASE

IMPLEMENTATION

DELIVERED

Aiphone & Strike;
 Lenovo 100e Laptops
 Recordex
 Morning Show Equipment
 Armless Chairs
 Reupholstering Chairs & Sofas
 Digital Marquee

BUDGET

\$100,000

SCHEDULE (CALENDAR YEAR)

PLANNING / DESIGN

Q4 2017 (Actual: 11/2017)

IMPLEMENTATION

Q4 2019 (Actual: 11/2019)

COMPLETE

TBD

MUSIC



COMPLETE

SCOPE

432 Instruments Delivered

TECHNOLOGY



COMPLETE

SCOPE

222 Items Delivered

FLAG:
COMMENTS:

WINGATE OAKS CENTER



Address	1211 NW 33RD TERRACE, LAUDERHILL 33311
Location Number	0991
Board District	5
Board Member	Dr. Rosalind Osgood
ADEFP Budget	\$6,383,217
Total Facilities Budget	\$6,058,217

PRIMARY RENOVATIONS

CURRENT PHASE

HIRE CONTRACTOR

PROJECT UPDATE

The school is in the process of hiring a contractor to complete its renovations.

PROJECT SCOPE

Building Envelope Improvements	\$902,000
Fire Alarm	\$420,000
Media Center Improvements	\$116,000
Replacement of HVAC Equipment in Buildings 1,2,4,5	\$893,558
Scope Modification – Chiller Replacement (Complete)	\$226,442
Additional Funding – Board Approved 3/10/21 (JJ-3)	\$3,500,217

2020 RESET SCHEDULE

(CALENDAR YEAR)

PROJECT PLANNING

Q1 2016 - Q1 2016

HIRE DESIGNER

Q1 2016 - Q4 2016

PROJECT DESIGN

Q4 2016 - Q3 2020

HIRE CONTRACTOR

Q3 2017 - Q2 2021

ACTIVE CONSTRUCTION

Q3 2021 - Q2 2023

CONSTRUCTION CLOSEOUT

Q2 2023 - Q3 2023

ORIGINAL SCHEDULE Q1 2019

2018 SCHEDULE Q3 2020

SCHOOL CHOICE ENHANCEMENT (SCEP)

CURRENT PHASE IMPLEMENTATION

BUDGET
\$100,000

SCHEDULE (CALENDAR YEAR)

DELIVERED

Mats
ThinkPad's
iPads
Promethean boards
Two-way Radios
Sony HDTVs
ActivPanels
Lexmark printer
Window Wraps

IN PROGRESS

Lockdown Shades

PLANNING / DESIGN

Q1 2015 (Actual: 11/2015)

IMPLEMENTATION

Q1 2017 (Actual: 01/2017)

COMPLETE

TBD

TECHNOLOGY

✓
COMPLETE

SCOPE

13 Items Delivered

FLAG: **B**
COMMENTS:

WINSTON PARK ELEMENTARY SCHOOL



Address	4000 WINSTON PARK BOULEVARD, COCONUT CREEK 33073
Location Number	3091
Board District	7
Board Member	Nora Rupert
ADEFP Budget	\$3,051,600
Total Facilities Budget	\$2,444,600

PRIMARY RENOVATIONS

CURRENT PHASE

ACTIVE CONSTRUCTION

PROJECT UPDATE

Music room renovations and fire sprinkler system improvements are currently underway.

PROJECT SCOPE

Art Room Renovation and Equipment	\$65,000
Building Envelope Improvements	\$289,000
Conversion of Existing Space to Music and/or Art Lab(s)	\$339,000
Fire Sprinklers	\$819,000
HVAC Improvements	\$736,000
Music Room Renovation	\$136,000
Deduction of Funding - Board Approved 5/19/20 (JJ-19)	(\$336,400)
Scope Modification – Chiller Replacement (Complete)	\$297,000

2020 RESET SCHEDULE

(CALENDAR YEAR)

PROJECT PLANNING

Q2 2017 - Q3 2017

HIRE DESIGNER

Q3 2017 - Q1 2018

PROJECT DESIGN

Q2 2018 - Q3 2019

HIRE CONTRACTOR

Q3 2019 - Q3 2020

ACTIVE CONSTRUCTION

Q3 2020 - Q2 2022

CONSTRUCTION CLOSEOUT

Q2 2022 - Q3 2022

ORIGINAL SCHEDULE Q3 2020

2018 SCHEDULE Q3 2021

SCHOOL CHOICE ENHANCEMENT (SCEP)

CURRENT PHASE

COMPLETE

DELIVERED

Art Tables
Recordex
Televisions
Bulletin Boards
Cart Wiring

BUDGET

\$100,000

SCHEDULE

(CALENDAR YEAR)

PLANNING / DESIGN

Q4 2017 (Actual: 11/2017)

IMPLEMENTATION

Q1 2018 (Actual: 03/2018)

COMPLETE

Q4 2018 (Actual: 10/2018)

MUSIC



COMPLETE

SCOPE

158 Instruments Delivered

TECHNOLOGY



COMPLETE

SCOPE

669 Items Delivered

FLAG:

COMMENTS:





Section 6

Budget Activity

Judith Marte, Chief Financial Officer

Budget Activity Report Contents

Introduction	Page 385
Glossary of Terms	Page 388
School Board Approved Amendments	Page 389
Summary of SMART Program Budget Activity	Page 405
Analysis of Expenditure Changes from Previous Quarter	Page 406
Expenditure Chart	Page 407
Notes to Budget Activity Report	Page 408
Combined Summary Schedule	Page 411
Financially Active Projects Summary	Page 413
Financially Active Projects Detail	Page 414
Completed & Meets Standard Projects Summary	Page 471
Completed & Meets Standard Projects Detail	Page 472
Remaining Projects Summary	Page 585
Remaining Projects Details	Page 586

Introduction:

The purpose of the Budget Activity Report Section is to provide information on the financial activity for projects in the SMART Program Quarterly Update. **The Budget Activity Report may give some indication about project activity, but it does not give the status of a project and should be used in conjunction with the School Spotlight construction status reports within this SMART Program Quarterly Update.** In this Budget Activity Report, projects are shown as "financially active" when the project has existing commitments and/or expenses. Project commitments and expenses include, but are not limited to, construction costs, design costs, permitting costs, advertising costs during the planning and procurement phase, equipment, work orders, and Program Management fees.

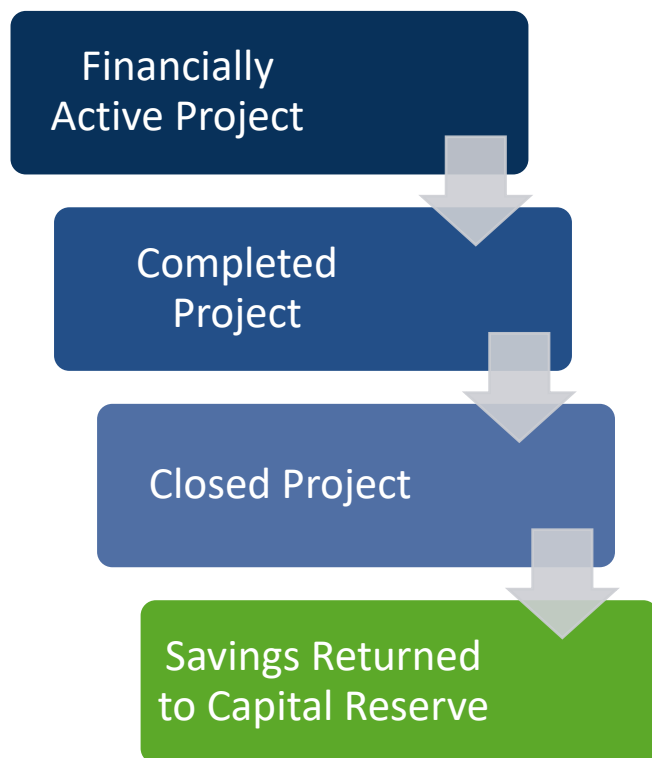
This Budget Activity Report is for the third quarter of the 2021 Fiscal Year that ended on March 31, 2021. **There were over \$65 million SMART Program expenditures this quarter, the highest of any quarter during the Program.** This even exceeds last quarter's expenditures, which was the highest quarter up to that point in time. During the third quarter the School Board approved financial impact increases and decreases for the following projects: SMART Renovations at Pembroke Lakes ES \$2.3M, Village ES \$0.3M, Thurgood Marshall ES \$2.4M, Stephen Foster ES \$3.2M, Wingate Oaks \$3.5M, Bright Horizons \$0.1M and Sunset Lakes \$27 thousand. This report includes detail on the \$1.3 billion SMART Program funding included in Program Years 1 through 8.

SMART Appropriations	(in millions)				Total
	Program Years 1-5 (FY15 – FY19)	Program Year 6 (FY20) Current Year	Program Year 7 (FY21)	Program Year 8 (FY22)	
Safety	\$ 87.6	\$ 57.0	\$ 12.2 <u>\$ 13.8</u>	\$ 1.5	\$ 158.3 <u>\$ 159.9</u>
Music & Art	32.0	9.5	1.8	1.1	44.4
Athletics	7.2	0.2			7.4
Renovation	555.6	375.8	82.3 <u>92.6</u>	11.7	1,025.4 <u>1,035.7</u>
Technology	68.5				68.5
Total	\$ 750.9	\$ 442.5	\$ 96.3 <u>\$ 108.2</u>	\$ 14.3	\$ 1,304.0 <u>\$ 1,315.9</u>

Introduction: (continued)

The voter-approved \$800 million general obligation bonds (GOB) are combined with other non-GOB capital funding to total the \$1.3 billion SMART Program. Full details of the SMART Program are included in the District's Adopted District Educational Facilities Plan (Adopted DEFP). The first series of the GOB was issued in June 2015, the second in February 2019 and the third was issued in February 2021. Additional GOB series will be issued in the future to ensure the projects have available funds in line with the projected construction delivery timelines.

The Budget Activity Report includes a section of Completed and Meets Standard Projects. When projects are marked as complete, meets standards, or complete prior, within the various status report sections (Technology, Music, Construction, etc.) the financial activity for the project is moved into the Completed Meets Standard Projects section. Completed Projects are projects that have had financial activity within the SMART Program and the scope of the project has been completed. **There may be some additional financial activity on these projects as the final payments are made and all the purchase orders are closed out.** The other category of projects in this section is Meets Standard. This includes projects like the single point of entry projects that were assigned SMART Program funding, but during the planning and scope validation stage it was determined that renovations to implement single point of entry were completed prior to the SMART Program.



The financial life-cycle of a project starts when the project is **financially active**.

At the end of the implement improvements phase projects are marked as **complete**. These projects are in their final inspection for quality assurance, between substantial and final completion, which includes verification that the scope is completed according to approved specifications, final submittals of documents and closing out the vendor contract.

When all the close-out steps are completed, final payments have been submitted to vendors, and all purchase orders have been reviewed and closed the project is **closed**.

After the project is closed, remaining funds are reported to the School Board and **returned to the District's Capital Reserve**.

Introduction: (continued)

SMART Program Reserve

On September 6, 2017, the Board approved \$225 million of capital reserves in the 2017/2018 Adopted DEFP to be allocated to the SMART Program Reserve. These funds were added to mitigate any potential cost increases, such as the costs of materials or labor, and to ensure proper funding for those projects identified in the District's 2016 SMART program Risk Assessment/Market Conditions report from Atkins North America, Inc. (Atkins).

At the March 31, 2020 School Board of Broward County Emergency Meeting, the District authorized the issuance of Certificates of Participation (COPs), Series 2020A in an aggregate principal amount not to exceed \$250 million. \$211 million of the \$250 million was placed into the SMART Program Reserve with the remaining \$39 million used to supplement the District's unallocated capital reserve for cost impacts outside of the SMART Program.

On July 21, 2020, the Board approved a new SMART Program Project Manager – Owner's Representative Services (PMOR) contract (item EE-9) with an additional budget impact of \$47.2 million. The additional PMOR budget was added to the total SMART reserve.

Total SMART Reserve

\$225 million	SMART Reserve established FY 2018
\$211 million	COPs Series 2020A
<u>\$47 million</u>	PMOR Allocation
\$483 million	

The April 2021 risk assessment provided by Atkins North America, Inc. is \$508 million at the 70% risk level. **The upcoming DEFP update for FY 2021-2022 will include sufficient capital reserves for the District to continue to mitigate these cost risks.** Due to Approved Board items thru the end of FY21 Q3 the SMART Reserve balance is currently **\$143.1 million** (including future years).

Bond Oversight Committee

On January 27, 2015, the School Board approved a resolution to create the Bond Oversight Committee (BOC) to act as an independent citizen's advisory committee to the School Board. The District recognizes the importance of establishing a mechanism to encourage greater accountability, transparency, public support and confidence in the use of GOB funds. Florida TaxWatch, a not-for-profit government watchdog group, is providing the BOC independent analysis and recommendations on best practices.

The Budget Activity Report Section is organized in a logical way that includes this Introduction, a Glossary of Terms and Notes to the Budget Activity Report.

Glossary of Terms:

GOB: Funding from the General Obligation Bond

Non-GOB: Funding from all other capital funds.

Original Budget: The budget approved at the May 19, 2015 School Board meeting that established the five-year budgets for the SMART program.

Current Budget: The current approved budget that includes any School Board approved changes that impacted the Original Budget.

Commitment: Project obligation, for example purchase orders, contracts or requisitions.

Financially Active Project: Within this Budget Activity Report, projects are shown as financially active when the project has existing commitments or expenses. Project commitments and expenses include, but are not limited to, advertising costs during the planning and procurement phase, design costs, construction costs, permitting costs, equipment, work orders, and Program Management fees.

Completed Projects: Projects that have had financial activity within the SMART Program and the scope of the project has been completed. There may be some additional financial activity on these projects as the final payments are made and all of the purchase orders are closed out. When the Facilities Department partially accelerates a phase of a larger project, the project will not be shown as completed in the Budget Activity Report until the entire project is completed. These are noted as partially accelerated for early completion in the School Spotlights.

Meets Standard Projects: Projects that received SMART Program funding but were later determined to already have had the renovations completed prior to the SMART Program (aka **Complete Prior**).

School Board Approved Amendments

Occasionally it will be necessary to make amendments to the SMART Program. When this happens, the School Board will review the request at a School Board meeting as part of their business agenda. When the Board votes to approve a requested amendment, the changes will be reflected in the SMART Program Budget Activity Report. Changes may include project budget increases or decreases made to reflect construction contract awards and the scheduled delivery of the project. The approved changes are shown in the Budget Activity Report where there is a difference between the Original Budget and the Current Budget.

List of Approved SMART Program Amendments

Board Meeting	Agenda Item #	School Name	Project	Approved Increase/ (Decrease)
1/20/16	JJ-1	Crystal Lake MS	Fire Alarm Replacement	\$30,000
1/20/16	JJ-2	Attucks MS	Building Envelope Improvements	182,125
3/9/16	Boundary Hearing Item 1	Gulfstream Academy of Hallandale Beach K-8	Due to combination of schools, \$50k music moved from old Gulfstream MS to newly created K-8	Net Impact = 0
9/7/16	Special School Board Meeting Item 1	Various – Single Point of Entry and other projects that will benefit by completing them together	SMART Program Project Accelerations \$23.9M from Yr 4&5 to Yr 3	Net Impact = 0
1/18/17	FF-1	Various – Music	Accelerate SMART Music Funding \$7M from Yr 4&5 to Yr 3	Net Impact = 0
2/7/17	JJ-8	Markham ES	Accelerate SMART Construction \$9.2M from Yr 4 to Yr 3	Net Impact = 0
4/4/17	JJ-1	McArthur HS	Shift SMART Funding for building 6 into DEFP for new replacement building project	(890,504)
4/4/17	JJ-2	Dillard ES	Accelerate SMART Construction \$154k from Yr 4 to Yr 3	Net Impact = 0
4/4/17	JJ-3	Park Ridge ES	Accelerate SMART Construction \$78k from Yr 5 to Yr 3	Net Impact = 0
5/16/17	JJ-6	Coral Springs Pre-K - 8	Accelerate SMART Construction \$125k from Yr 5 to Yr 3	Net Impact = 0
5/16/17	JJ-7	Hollywood Hills ES	Accelerate SMART Construction \$16k from Yr 5 to Yr 3	Net Impact = 0
5/16/17	JJ-8	Coral Springs MS	Accelerate SMART Construction \$194k from Yr 4 to Yr 3	Net Impact = 0
5/16/17	JJ-9	Indian Trace ES	Accelerate SMART Construction \$297k from Yr 4 to Yr 3	Net Impact = 0

List of Approved SMART Program Amendments

(continued)

Board Meeting	Agenda Item #	School Name	Project	Approved Increase/ (Decrease)
5/16/17	JJ-10	Winston Park ES	Accelerate SMART Construction \$297k from Yr 4 to Yr 3	Net Impact = 0
9/6/17	1	Various Locations – See Completed and Meets Standard Report within the Budget Activity Report Section	When the Board approved the Adopted DEFP FY18, the District recognized shifting funds for single point of entry projects as well as completed technology projects as savings.	
			Technology Savings from Completed Projects	(11,926,730)
			Single Point Savings from Meets Standard Projects	(2,888,000)
9/6/17	1	District-Wide	Additional single point of entry projects as approved in the Adopted DEFP FY18	6,730,000
10/17/17	JJ-2	McNicol Middle	Construction Bid Recommendation - Single Point of Entry	25,000
10/17/17	JJ-3	North Fork Elementary	Construction Bid Recommendation - Single Point of Entry	28,863
10/17/17	JJ-12	Monarch High	Increase of Funds - Track Resurfacing	35,000
10/17/17	JJ-13	Cypress Bay High	Increase of Funds - Track Resurfacing	45,000
10/17/17	JJ-14	Manatee Bay Elementary	Construction Bid Recommendation - SMART Program Renovations	625,661
11/7/17	JJ-10	Indian Ridge Elementary	Construction Bid Recommendation - SMART Program Renovations	945,102
11/7/17	JJ-11	Stranahan High	SMART Funding Reduced and transferred to Accelerated Pool Renovation Project	(204,423)
12/19/17	JJ-8	James Hunt Elementary	Partial Acceleration of SMART Renovations – Replacement of Air Cooled Chiller	Net Impact = 0
12/19/17	JJ-9	Cooper City Elementary	Acceleration of School Choice Enhancement Program	Net Impact = 0
12/19/17	JJ-11	Forest Glen Middle	Additional Funding - Single Point of Entry	178,186
12/19/17	JJ-12	Tradewinds Elementary	Additional Funding - Single Point of Entry	186,560

List of Approved SMART Program Amendments

(continued)

Board Meeting	Agenda Item #	School Name	Project	Approved Increase/ (Decrease)
12/19/17	JJ-13	Larkdale Elementary	Additional Funding - Single Point of Entry	289,410
12/19/17	JJ-14	Coconut Creek Elementary	Construction Bid Recommendation - SMART Program Renovations	517,143
12/19/17	JJ-15	Cypress Elementary	Construction Bid Recommendation - SMART Program Renovations	452,897
1/17/18	JJ-7	Lauderhill 6-12 School	Additional Funding - Single Point of Entry	33,916
1/17/18	JJ-8	Royal Palm Elementary	Additional Funding - Single Point of Entry	44,120
2/21/18	JJ-2	Lauderhill-Paul Turner ES, Park Ridge ES and Winston Park ES	Partial Acceleration of SMART Renovations - Professional Services Agreement	Net Impact = 0
2/21/18	JJ-3	Boulevard Heights ES, Lakeside ES	Partial Acceleration of SMART Renovations - Professional Services Agreement	Net Impact = 0
2/21/18	JJ-4	Hollywood Hills ES, North Andrews Gardens ES	Partial Acceleration of SMART Renovations - Professional Services Agreement	Net Impact = 0
2/21/18	JJ-5	Stephen Foster ES, Sheridan Park ES	Partial Acceleration of SMART Renovations - Professional Services Agreement	Net Impact = 0
2/21/18	JJ-6	Country Hills ES	Partial Acceleration of SMART Renovations - Professional Services Agreement	Net Impact = 0
2/21/18	JJ-7	Sheridan Technical College	Partial Acceleration of SMART Renovations - Professional Services Agreement	Net Impact = 0
2/21/18	JJ-8	Larkdale ES and Panther Run ES	Partial Acceleration of SMART Renovations - Professional Services Agreement	Net Impact = 0
2/21/18	JJ-9	Park Springs ES	Partial Acceleration of SMART Renovations - Professional Services Agreement	Net Impact = 0

List of Approved SMART Program Amendments

(continued)

Board Meeting	Agenda Item #	School Name	Project	Approved Increase/ (Decrease)
3/6/18	JJ-1	Palmview ES and South Plantation HS	Partial Acceleration of SMART Renovations - Professional Services Agreement	Net Impact = 0
3/6/18	JJ-2	Meadowbrook ES, Whispering Pines Ed Ctr, Parkside ES, and Coconut Palm ES	Partial Acceleration of SMART Renovations - Professional Services Agreement	Net Impact = 0
3/6/18	JJ-3	Gulfstream Academy of Hallandale Beach K-8, Harbordale ES and Watkins ES	Partial Acceleration of SMART Renovations - Professional Services Agreement	Net Impact = 0
3/6/18	JJ-4	Dania ES and Driftwood ES	Partial Acceleration of SMART Renovations - Professional Services Agreement	Net Impact = 0
3/6/18	JJ-6	Hunt Elementary	Partial Acceleration of SMART Renovations - Professional Services Agreement	Net Impact = 0
3/6/18	JJ-7	Sheridan Tech College	Partial Acceleration of SMART Renovations - Professional Services Agreement	Net Impact = 0
3/6/18	JJ-12	Stranahan High	SMART Funding Reduced and transferred to New Cafeteria Addition and Renovations Project	(1,200,000)
3/20/18	JJ-1	Pompano Beach HS, Croissant Park ES and Coral Glades HS	Partial Acceleration of SMART Renovations - Professional Services Agreement	Net Impact = 0
3/20/18	JJ-2	Bennett ES, Sunshine ES, Castle Hill Annex and Cross Creek School	Partial Acceleration of SMART Renovations - Professional Services Agreement	Net Impact = 0
3/20/18	JJ-4	Eagle Ridge Elementary School	SMART Renovations	1,047,383
4/10/18	JJ-1	Apollo MS and Welleby Elementary School	Partial Acceleration of SMART Renovations - Professional Services Agreement	Net Impact = 0
4/10/18	JJ-2	Stoneman Douglas HS	Partial Acceleration of SMART Renovations - Professional Services Agreement	Net Impact = 0
4/10/18	JJ-3	Thurgood Marshall Elementary School and Endeavour Primary Learning Center	Partial Acceleration of SMART Renovations - Professional Services Agreement	Net Impact = 0

List of Approved SMART Program Amendments

(continued)

Board Meeting	Agenda Item #	School Name	Project	Approved Increase/ (Decrease)
4/10/18	JJ-5	Cypress Bay HS	Additional Funding - Single Point of Entry	116,336
4/17/18	1	Blanche Ely HS	2 nd GMP Amendment to the Construction Services Agreement – SMART Renovations	7,310,000
4/24/18	JJ-1	Hallandale Magnet HS and Park Trails ES	Partial Acceleration of SMART Renovations - Professional Services Agreement	Net Impact = 0
4/24/18	JJ-2	Sanders Park ES	Partial Acceleration of SMART Renovations - Professional Services Agreement	Net Impact = 0
4/24/18	JJ-3	Stoneman Douglas HS	Partial Acceleration of SMART Renovations - Professional Services Agreement	Net Impact = 0
4/24/18	JJ-5	Cooper City HS, Coral Glades HS, Deerfield Beach HS, Hallandale HS, Monarch HS, Pompano Beach HS, South Plantation HS, and Stoneman Douglas HS	Acceleration of SMART Weight Room Renovations	Net Impact = 0
4/24/18	JJ-7	Stranahan HS	2 nd GMP Amendment to the Construction Services Agreement – SMART Renovations	13,710,000
5/8/18	JJ-1	Cooper City HS	Partial Acceleration of SMART Renovations - Professional Services Agreement	Net Impact = 0
5/8/18	JJ-2	Bethune ES and Sawgrass ES	Partial Acceleration of SMART Renovations - Professional Services Agreement	Net Impact = 0
5/8/18	JJ-3	Sheridan Technical HS and Deerfield Beach HS	Partial Acceleration of SMART Renovations - Professional Services Agreement	Net Impact = 0
5/22/18	JJ-1	Castle Hill ES	Award Construction Agreement – SMART Renovations	1,567,030
5/22/18	JJ-2	Annabel C. Perry Pre-K-8	Award Construction Agreement – SMART Renovations	1,950,037
6/12/18	JJ-1	Coral Springs Pre-K-8 and Westglades MS	Partial Acceleration of SMART Renovations - Professional Services Agreement	Net Impact = 0

List of Approved SMART Program Amendments

(continued)

Board Meeting	Agenda Item #	School Name	Project	Approved Increase/ (Decrease)
6/12/18	JJ-2	Plantation Park ES, Crystal Lake MS, Pines MS and Tradewinds ES	Partial Acceleration of SMART Renovations - Professional Services Agreement	Net Impact = 0
6/26/18	JJ-1	Cooper City ES, Heron Heights ES, Nova Blanche Forman ES, Nova Eisenhower ES and Silver Palms ES	Partial Acceleration of SMART Renovations - Professional Services Agreement	Net Impact = 0
6/26/18	JJ-5	Forest Hills ES	Request for additional funding – SMART Renovations	1,083,601
6/26/18	JJ-6	Bayview ES	Request for additional funding – SMART Renovations	946,739
7/24/18	JJ-1	Griffin Elementary	Award the Construction Agreement - SMART Renovations	1,868,208
7/24/18	JJ-2	Silver Trail Middle	Award the Construction Agreement - SMART Renovations	1,781,150
8/7/18	JJ-11	Quiet Waters Elementary	Award the Construction Agreement - SMART Renovations	1,576,000
9/5/18	JJ-1	Palm Cove Elementary	Award the Construction Agreement - SMART Renovations	1,318,659
9/5/18	JJ-2	Charles W. Flanagan High	Approve GMP Amendment 1 to the Construction Services Agreement	6,793,361
11/7/18	JJ-1	Miramar Elementary	Award the Construction Agreement to DiPompeo Construction Corporation.	2,286,935
11/7/18	JJ-2	McNab Elementary	Award the Construction Agreement to Advanced Roofing, Inc.	1,915,437
11/7/18	JJ-6	Sandpiper Elementary	Approve the request for additional funding.	452,942
12/4/18	JJ-1	Morrow Elementary	Award the Construction Agreement to T&G Corporation	(469,040)
12/4/18	JJ-2	Silver Shores Elementary	Approve the recommendation to award the Construction Agreement to LEGO Construction Company	1,231,560
12/18/18	JJ-1	Tamarac Elementary	Approve the recommendation to award the Construction Agreement to T&G Corporation	(727,343)
12/18/18	JJ-2	Ramblewood Elementary	Approve the recommendation to award the Construction Agreement to Anatom Construction Company	1,353,158

List of Approved SMART Program Amendments

(continued)

Board Meeting	Agenda Item #	School Name	Project	Approved Increase/ (Decrease)
12/18/18	JJ-3	West Hollywood Elementary	Approve the recommendation to award the Construction Agreement to West Construction, Inc.	1,231,160
12/18/18	JJ-4	Northeast High	Approve the Professional Services Agreement with Zyscovich, Inc. · FY19 Impact = \$1,025,000 · FY19 Impact = \$131,000 <i>JJ-1 3/19/19</i> · FY20 Impact = \$16,684,962 <i>Adjusted based on the impact of JJ-1 from 3/19/19</i>	1,025,000 131,000 16,684,962
12/18/18	JJ-8	Silver Lakes Elementary	Approve the request for additional funding for SMART Program Renovations	1,505,741
12/18/18	JJ-9	Rock Island Elementary	Approve the request for additional funding for SMART Program Renovations	1,072,944
1/15/19	JJ-2	Atlantic Technical College, Arthur Ashe Campus	Approve the recommendation to award the Construction Agreement to T&G Corporation	1,836,449
1/15/19	JJ-3	Pompano Beach Elementary	Approve the recommendation to award the Construction Agreement to LEGO Construction Co.	1,390,551
1/15/19	JJ-4	Banyan Elementary	Approve the recommendation to award the Construction Agreement to Sagoma Construction Services	962,979
2/5/19	JJ-1	Lake Forest Elementary	Approve the recommendation to award the Construction Agreement to Advanced Roofing	1,202,142
2/5/19	JJ-3	Nova High School	Approve GMP Amendment 1 to the Construction Services Agreement with James B. Pirtle Construction Company	11,993,745

List of Approved SMART Program Amendments

(continued)

Board Meeting	Agenda Item #	School Name	Project	Approved Increase/ (Decrease)
2/5/19	JJ-3	Nova Middle School	Fire sprinkler and fire alarm scope at Nova Middle School was combined with the project at Nova High School, therefore, the funding from Nova Middle associated with the fire sprinkler and fire alarm are reduced from Nova Middle and added to Nova High (results in a net usage of \$11,291,476 of SMART Reserve funds for Nova High)	(702,269)
2/20/19	JJ-1	Oakridge Elementary	Approve the recommendation to award the Construction Agreement to OAC Action Construction Corp.	1,473,860
2/20/19	JJ-3	Colbert Museum Magnet	Approve the request for additional funding for SMART Program Renovations	834,903
2/20/19	JJ-4	Seagull Alternative High	Approve the request for additional funding for SMART Program Renovations	1,131,082
2/20/19	JJ-6	Pompano Beach Middle	Approve the recommendation to award the Construction Agreement to Thornton Construction Company.	4,787,180
3/19/19	JJ-1	Northeast High	See 12/18/18 JJ-4 for the impact of this agenda item	--
3/19/19	JJ-2	Hollywood Hills High	Approve GMP Amendment 1 to the Construction Services Agreement with Pirtle Construction Company	7,154,351
4/9/2019	JJ-2	Silver Ridge Elementary	Approve the recommendation to award the Construction Agreement to LEGO Construction Co.	1,074,700
4/9/2019	JJ-3	Westwood Heights Elementary	Approve the recommendation to award the Construction Agreement to LEGO Construction Co.	2,517,269
4/9/2019	JJ-4	North Side Elementary	Approve the recommendation to award the Construction Agreement to OAC Action Construction Corp.	1,769,430
4/23/2019	JJ-1	Walker Elementary	Approve the recommendation to award the Construction Agreement to OAC Action Construction Corp.	1,837,090
4/23/2019	JJ-2	Dillard 6-12 School	Approve the recommendation to award the Construction Agreement to T&G Corporation	4,266,232

List of Approved SMART Program Amendments

(continued)

Board Meeting	Agenda Item #	School Name	Project	Approved Increase/ (Decrease)
4/23/2019	JJ-4	Gator Run Elementary	Approve the recommendation to award the Construction Agreement to Overholt Construction Corporation	1,535,323
4/23/2019	JJ-12	Banyan Elementary	Approve the request for additional funding for School Choice Enhancement.	10,245
4/23/2019	JJ-13	Floranada Elementary	Approve the request for additional funding for School Choice Enhancement.	7,680
4/23/2019	JJ-14	Cypress Elementary	Approve the request for additional funding for School Choice Enhancement.	5,918
5/7/2019	JJ-1	Everglades Elementary	Approve the recommendation to award the Construction Agreement to Advanced Roofing, Inc.	1,132,500
5/7/2019	JJ-2	Fairway Elementary	Approve the recommendation to award the Construction Agreement to Thornton Construction Company.	3,507,900
5/7/2019	JJ-3	Riverland Elementary	Approve the recommendation to award the Construction Agreement to OAC Action Construction Corp.	2,551,192
5/7/2019	JJ-4	Hawkes Bluff Elementary	Approve the recommendation to award the Construction Agreement to Advanced Roofing, Inc.	3,906,437
6/11/2019	JJ-1	Pinewood Elementary	Approve the recommendation to award the Construction Agreement to LEGO Construction Co.	2,398,000
6/11/2019	JJ-2	Forest Glen Middle	Approve the recommendation to award the Construction Agreement to Thornton Construction Co.	3,858,800
6/11/2019	JJ-3	Sunland Park Academy	Approve the recommendation to award the Construction Agreement to LEGO Construction Co.	881,100
6/11/2019	JJ-11	Falcon Cove Middle	Approve GMP Amendment 1 to the Construction Services Agreement	12,047,000
6/11/2019	JJ-13	Cypress Bay High	Approve GMP Amendment 2 to the Construction Services Agreement	18,839,000
6/25/2019	JJ-1	Westchester Elementary	Approve the recommendation to award the Construction Agreement to OAC Action Construction Corp.	(547,142)

List of Approved SMART Program Amendments

(continued)

Board Meeting	Agenda Item #	School Name	Project	Approved Increase/ (Decrease)
7/23/2019	JJ-1	Mirror Lake Elementary	Approve the recommendation to award the Construction Agreement to West Construction, Inc.	2,113,400
7/23/2019	JJ-2	Pioneer Middle	Approve the recommendation to award the Construction Agreement to LEGO Construction Company	3,467,193
7/23/2019	JJ-3	Dave Thomas Education Center East	Approve the recommendation to award the Construction Agreement to Overholt Construction Corporation	1,861,494
7/23/2019	JJ-4	Bright Horizons Center	Approve the recommendation to award the Construction Agreement to LEGO Construction Company	1,893,100
8/6/2019	JJ-1	Embassy Creek Elementary	Approve the recommendation to award the Construction Agreement to G.E.C Associates, Inc.	1,340,700
8/6/2019	JJ-2	Fort Lauderdale High	Approve the recommendation to award the Construction Agreement to West Construction Inc.	1,363,887
8/6/2019	JJ-3	Everglades High	Approve the recommendation to award the Construction Agreement to LEGO Construction Company	2,707,254
8/20/2019	EE-1	Districtwide	Move SMART Program Music into the SMART Reserve. Savings is the result of schools not opting for a music program.	(1,300,000)
8/20/2019	JJ-1	Pembroke Pines Elementary	Approve the recommendation to award the Construction Agreement to T&G Constructors	1,175,000
8/20/2019	JJ-2	Sunset Lakes Elementary	Approve the recommendation to award the Construction Agreement to LEGO Construction Company	1,780,500
9/4/2019	JJ-6	Riverglades Elementary	Approve the recommendation to award the Construction Agreement to Lunacon Engineering Group, Corp.	448,177

List of Approved SMART Program Amendments

(continued)

Board Meeting	Agenda Item #	School Name	Project	Approved Increase/ (Decrease)
9/17/2019	JJ-1	James S. Rickards Middle	Approve the recommendation to award the Construction Agreement to West Construction, Inc.	5,449,080
9/17/2019	JJ-2	McFatter Technical College Broward Fire Academy	Approve the request for additional funding in the amount of \$358,512 for Decktight Roofing Services, Inc.	358,512
10/2/2019	JJ-1	Sunrise Middle	Approve the recommendation to award the Construction Agreement to LEGO Construction Co.	3,950,050
10/15/2019	JJ-2	Sea Castle Elementary	Approve the recommendation to award the Construction Agreement to CB Constructors, Inc.	1,508,179
11/6/2019	JJ-2	Chapel Trail Elementary	Approve the recommendation to award the Construction Agreement to Advanced Roofing, Inc.	2,850,436
11/6/2019	JJ-3	William Dandy Middle	Approve the recommendation to award the Construction Agreement to Burke Construction Group, Inc.	4,023,550
12/10/2019	JJ-1	Maplewood Elementary	Approve the recommendation to award the Construction Agreement to Lunacon Engineering Group, Corp.	2,295,826
12/10/2019	JJ-3	Oakland Park Elementary	Approve the recommendation to award the Construction Agreement to Lunacon Engineering Group, Corp.	2,701,330
12/10/2019	JJ-4	Stirling Elementary	Approve the recommendation to award the Construction Agreement to Anatom Construction Company.	2,155,295
12/10/2019	JJ-5	Liberty Elementary	Approve the request for additional funding.	88,093
1/14/2020	JJ-1	Norcrest Elementary	Approve the recommendation to award the Construction Agreement to Burke Construction Group, Inc.	1,072,500
1/14/2020	JJ-3	Country Isles Elementary	Approve the request for additional funding for SMART Program Renovations.	681,660
1/14/2020	JJ-4	North Lauderdale Elementary	Approve the request for additional funding for SMART Program Renovations.	1,093,350

List of Approved SMART Program Amendments

(continued)

Board Meeting	Agenda Item #	School Name	Project	Approved Increase/ (Decrease)
1/14/2020	JJ-5	Endeavour Elementary	Approve the request for additional funding for SMART Program Renovations.	1,403,790
2/4/2020	JJ-1	Eagle Point Elementary	Approve the recommendation to award the Construction Agreement to Burke Construction Group, Inc.	1,325,450
2/4/2020	JJ-2	Piper High	Approve the recommendation to award the Construction Agreement to H.A. Contracting Corp.	5,570,400
2/19/2020	JJ-1	New River Middle	Approve the recommendation to award the Construction Agreement to Burke Construction Group, Inc.	2,082,600
2/19/2020	JJ-2	Hollywood Park ES	Approve the recommendation to award the Construction Agreement to Burke Construction Group, Inc.	2,780,250
2/19/2020	JJ-3	Ramblewood Middle	Approve the recommendation to award the Construction Agreement to OAC Action Construction Corp.	2,334,241
3/3/2020	JJ-1	Plantation Middle	Approve the recommendation to award the Construction Agreement to Lee Construction Group, Inc.	3,188,300
3/3/2020	JJ-2	Davie Elementary	Approve the recommendation to award the Construction Agreement to LEGO Construction Co.	2,220,700
3/31/2020	#10	Lauderdale Manors Early Learning and Resource Center	Approve the recommendation to award the Construction Agreement to Burke Construction Group, Inc.	3,976,444
3/31/2020	#11	Tedder Elementary	Approve the recommendation to award the Construction Agreement to OAC Action Construction Corp.	1,027,616
4/14/2020	9	Deerfield Beach Elementary	Approve the recommendation to award the Construction Agreement to DiPompeo Construction Corporation.	(622,000)
4/14/2020	10	Nova Middle	Approve the recommendation to award the Construction Agreement to Burke Construction Group, Inc.	4,037,300

List of Approved SMART Program Amendments

(continued)

Board Meeting	Agenda Item #	School Name	Project	Approved Increase/ (Decrease)
4/14/2020	12	Royal Palm STEM Museum Magnet (f.k.a. Royal Palm Elementary	Approve the recommendation to award the Construction Agreement to LEGO Construction Co.	4,275,900
4/14/2020	13	Central Park Elementary	Approve the recommendation to award the Construction Agreement to Lunacon Engineering Group, Corp.	3,045,525
4/14/2020	15	Fox Trail Elementary	Approve the recommendation to award the Construction Agreement to LEGO Construction Co.	627,150
4/21/2020	JJ-4	Driftwood Middle	Approve the recommendation to award the Construction Agreement to Lunacon Engineering Group, Corp.	2,801,700
4/21/2020	JJ-5	Northeast High	Approve GMP Amendment 2 in the amount of \$19,996,611 to the Construction Services Agreement (Construction Management at Risk) dated March 19, 2019 (Agenda Item JJ-1) with Pirtle Construction, Inc.	10,706,440
5/19/2020	JJ-12	Flamingo Elementary	Approve the recommendation to award the Construction Agreement to Grace & Naeem Uddin, Inc.	205,000
5/19/2020	JJ-15	Challenger Elementary	Approve the recommendation to award the Construction Agreement to Grace & Naeem Uddin, Inc.	2,206,100
5/19/2020	JJ-17	Lakeside Elementary	Approve the recommendation to award the Construction Agreement to Advanced Roofing, Inc.	1,385,240
5/19/2020	JJ-18	Westpine Elementary	Approve the recommendation to award the Construction Agreement to Grace & Naeem Uddin, Inc.	2,330,500
5/19/2020	JJ-19	Winston Park Elementary	Approve the recommendation to award the Construction Agreement to Grace & Naeem Uddin, Inc..	(336,400)
5/19/2020	JJ-20	Hollywood Central Elementary	Approve the recommendation to award the Construction Agreement to LEGO Construction Co.	3,841,350
5/19/2020	JJ-21	Deerfield Park Elementary	Approve the recommendation to award the Construction Agreement to Advanced Roofing, Inc.	984,840

List of Approved SMART Program Amendments

(continued)

Board Meeting	Agenda Item #	School Name	Project	Approved Increase/ (Decrease)
6/23/2020	JJ-1	Panther Run Elementary	Approve the recommendation to award the Construction Agreement to LEGO Construction Co.	2,128,970
6/23/2020	JJ-2	Floranada Elementary	Approve the recommendation to award the Construction Agreement to Advanced Roofing, Inc.	2,062,840
6/23/2020	JJ-3	Virginia Shuman Young Montessori	Approve the recommendation to award the Construction Agreement to Advanced Roofing, Inc.	2,904,230
7/21/2020	JJ-1	Broward Estates ES	Approve the recommendation to award the Construction Agreement to West Construction, Inc.	3,989,168
7/21/2020	JJ-2	Horizon ES	Approve the recommendation to award the Construction Agreement to Cosugas, LLC.	726,000
7/21/2020	JJ-3	Broadview ES	Approve the recommendation to award the Construction Agreement to OAC Action Construction Corp.	2,683,744
7/21/2020	JJ-4	Tradewinds ES	Approve the recommendation to award the Construction Agreement to LEGO Construction Co.	2,132,900
7/21/2020	JJ-10	Collins Elementary	Approve the request for additional funding for Gulf Building, LLC	678,300
7/21/2020	JJ-11	Pines MS	Approve the request for additional funding for Asset Builders, LLC (d/b/a Messam Construction).	306,730
7/21/2020	JJ-21	Lauderdale Lakes MS	Approve Change Order #5 DiPompeo Construction Corporation.	177,378
8/19/2020	JJ-1	South Broward High	Approve the recommendation to award the Construction Agreement to Johnson-Laux Construction, LLC.	4,813,100
8/19/2020	JJ-2	Gulfstream Early Childhood Center of Excellence	Approve the recommendation to award the Construction Agreement to Grace & Naeem Uddin, Inc.	1,584,000
8/19/2020	JJ-3	Larkdale Elementary	Approve the recommendation to award the Construction Agreement to LEGO Construction Co.	1,289,350
8/19/2020	JJ-4	Coral Park Elementary	Approve the recommendation to award the Construction Agreement to LEGO Construction Co.	(348,550)
8/19/2020	JJ-5	Deerfield Beach High	Approve the recommendation to award the Construction Agreement to H.A. Contracting Corp.	(1,414,600)

List of Approved SMART Program Amendments

(continued)

Board Meeting	Agenda Item #	School Name	Project	Approved Increase/ (Decrease)
8/19/2020	JJ-6	Henry D. Perry Education Center	Approve the recommendation to award the Construction Agreement to LEGO Construction Co.	3,501,580
8/25/2020	#1	Olsen Middle	Approve the recommendation to award the Construction Agreement to Johnson-Laux Construction, LLC for the lump sum amount of \$8,397,969, approve Demo & Abatement (Add Alt. #1) of old Olsen Annex in the amount of \$710,346, and approve additional funding in the amount of \$3,981,315.	3,981,315
9/15/2020	JJ-1	Taravella High	Approve GMP Amendment 1 to the Construction Services Agreement (Construction Management at Risk) with The Morganti Group, Inc.	4,709,000
9/15/2020	JJ-2	Watkins Elementary	Approve the recommendation to award the Construction Agreement to LEGO Construction Co.	2,114,840
9/15/2020	JJ-3	C. Robert Markham Elementary	Approve the recommendation to award the Construction Agreement to Burke Construction Group, Inc.	(1,245,170)
9/15/2020	JJ-4	Coral Springs High	Approve the recommendation to award the Construction Agreement to Gulf Building, LLC.	3,831,000
9/15/2020	JJ-5	Pines Lakes Elementary	Approve the recommendation to award the Construction Agreement to Cosugas, LLC.	242,000
10/6/2020	JJ-1	William T. McFatter Technical Ctr.	Approve the recommendation to award the Construction Agreement to The BEC Group Services, Inc.	1,740,060
10/6/2020	JJ-2	Park Trails Elementary	Approve the recommendation to award the Construction Agreement to Burke Construction Group, Inc.	1,270,690
10/6/2020	JJ-3	Dillard Elementary	Approve the recommendation to award the Construction Agreement to Advanced Roofing, Inc.	2,416,371
10/6/2020	JJ-4	Attucks Middle	Approve the recommendation to award the Construction Agreement to The BEC Group Services, Inc.	1,669,367
10/20/2020	JJ-1	Boyd Anderson High	Approve the recommendation to award the Construction Agreement to West Construction, Inc.	5,059,254

List of Approved SMART Program Amendments

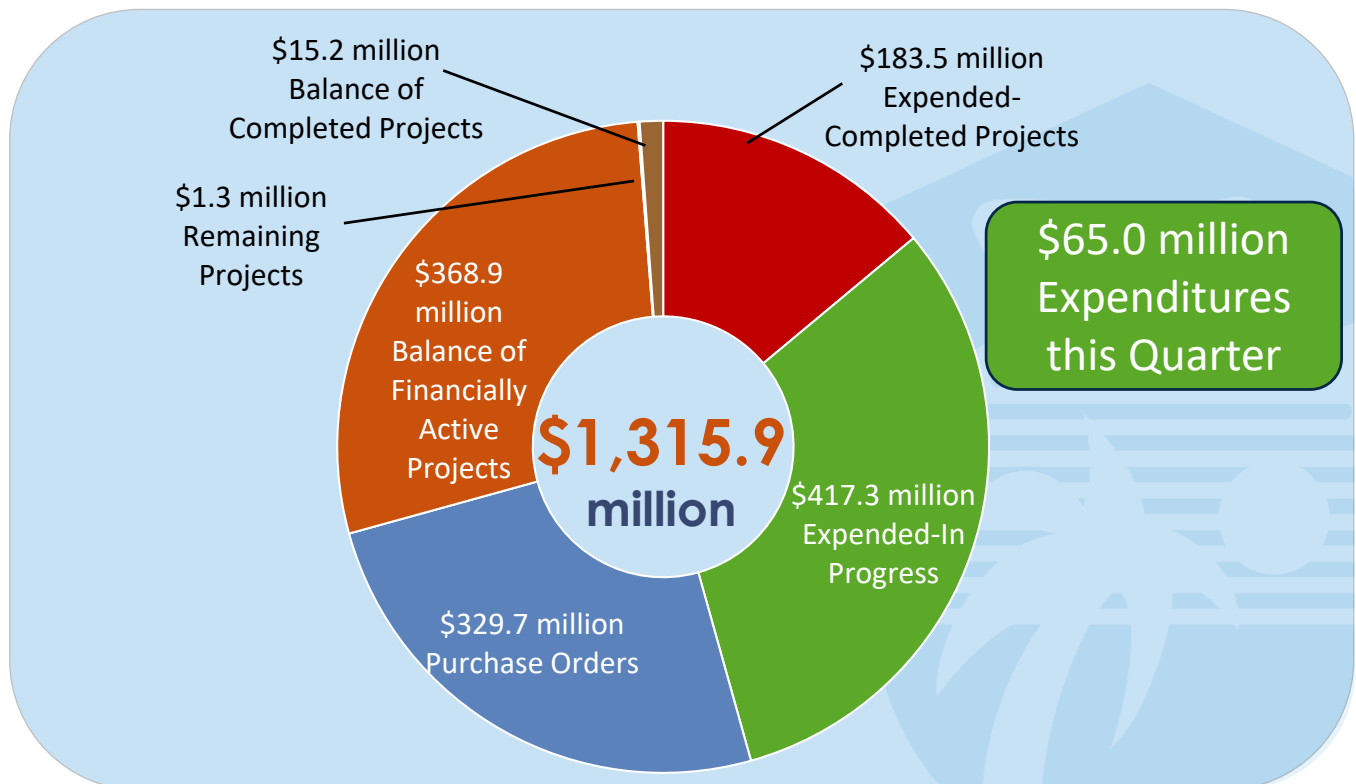
(continued)

Board Meeting	Agenda Item #	School Name	Project	Approved Increase/ (Decrease)
10/20/2020	JJ-2	Gulfstream Academy of HB	Approve the recommendation to award the Construction Agreement to Advanced Roofing, Inc.	1,144,821
10/20/2020	JJ-3	Park Ridge Elementary	Approve the recommendation to award the Construction Agreement to Hedrick Brothers Construction Co., Inc.	1,318,309
10/20/2020	JJ-4	Bair Middle	Approve the recommendation to award the Construction Agreement to Danto Builders, LLC	(251,530)
11/4/2020	JJ-4	Meadowbrook Elementary	Approve the Construction Agreement with Cosugas, LLC	(167,500)
12/15/2020	JJ-10	Cooper City Elementary	Approve this Construction Agreement with INTEG Miami LLC,	310,238
12/15/2020	F-5	Various Locations	Financial close-out various Single Point of Entry projects	(806,012)
1/20/2021	JJ-9	Pembroke Lakes Elementary	Approve the Construction Agreement with The BEC Group, LLC.	2,307,900
1/20/2021	JJ-10	Village Elementary	Approve the Construction Agreement with INTEG Miami LLC.	333,189
2/17/2021	JJ-8	Sunset Lakes Elementary	Approve this Final Change Order for a credit in the amount of \$23,183.99, which includes a tax savings of the Direct Owner Purchase.	(27,375)
3/10/2021	JJ-1	Thurgood Marshall ES	Approve the Construction Agreement with LEGO Construction Co.	2,426,697
3/10/2021	JJ-2	Stephen Foster ES	Approve the Construction Agreement with LEGO Construction Co.	3,178,497
3/10/2021	JJ-3	Wingate Oaks	Approve the Construction Agreement with LEGO Construction Co.	3,500,217
3/10/2021	JJ-9	Bright Horizons Center	Approve Change Order #3 in the amount of \$131,744 adding 182 days in the contract.	131,744
➤ Original Budget (see page 411)				\$ 987,346,536
➤ Net Increase/(Decrease)				328,545,997
➤ Current Budget (see page 411)				\$ 1,315,892,533

Summary of SMART Program Budget Activity

The table and chart below is a summary of the financial data that is presented in the three sections of the Budget Activity Report.

Budget Activity Report Section	Current Budget	Commitments	Expenditures	Balance
Financially Active Projects	\$ 1,112,874,137	\$ 326,668,683	\$ 417,305,348	\$ 368,900,106
Completed/Meets Standard Projects	201,718,396	2,994,242	183,548,672	15,175,482
Remaining Projects	1,300,000	0	0	1,300,000
Total	\$ 1,315,892,533	\$ 329,662,925	\$ 600,854,020	\$ 385,375,588



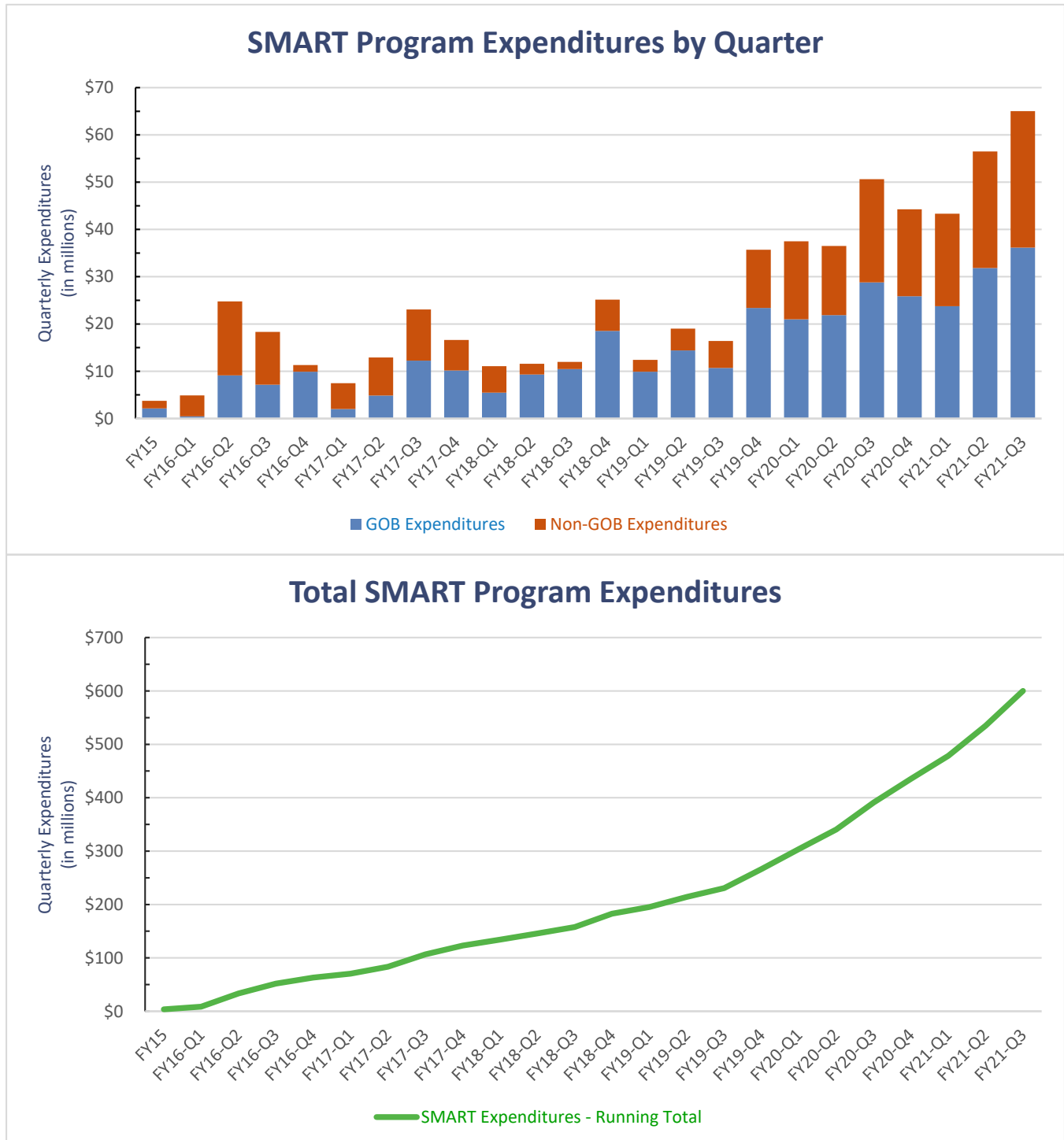
Analysis of Expenditure Changes from Previous Quarter

SMART Program Expenditures *	FY21 Q3 (current)	FY21 Q2	Increase (Decrease)
<u>GOB</u>			
Safety	\$ 42,139,413	\$ 38,211,189	\$ 3,928,224
Music & Art	7,227,970	6,439,447	788,523
Athletics	6,392,489	6,328,335	64,154
Renovation	257,830,337	227,111,344	30,718,993
Technology	36,754,314	36,085,159	669,155
GOB Sub-Total	350,344,523	314,175,474	36,169,049
<u>Non-GOB</u>			
Safety	19,812,892	17,030,873	2,782,019
Music & Art	20,795,008	20,185,693	609,315
Athletics	188,855	183,265	5,590
Renovation	171,814,270	146,351,010	25,463,260
Technology	37,898,472	37,898,472	0
Non-GOB Sub-Total	250,509,497	221,649,313	28,860,184
Total	\$ 600,854,020	\$ 535,824,787	\$ 65,029,233

* Project expenditures include, but are not limited to, construction costs, design costs, permitting costs, advertising costs during the planning and procurement phase, equipment, work orders, and Program Management fees.

Expenditure Chart

This SMART Program Expenditures by Quarter chart shows the SMART expenditures in each quarter represented in the bar chart as GOB dollars (blue) and Non-GOB dollars (orange), using the scale on the left.



Notes to Budget Activity Report

1. SMART Program

The SMART Program includes \$800 million GOB funding and other non-GOB funding for **S**afety, **M**usic and arts, **A**thletics, **R**enovation and **T**echnology projects totaling more than \$1.3 billion. The District Educational Facilities Plan was amended on May 19, 2015, to incorporate the initial SMART Program and funding.

2. SMART Cost Allocation Method

To effectively deliver projects at any particular school the Facilities Department may combine several categories in the SMART Program into one project that encompasses the scope of the individual categories under one contract. To report expenditures for each SMART category, all expenses for the combined project will be allocated based on a percentage of the budget for SMART Program categories that were combined.

3. Program Manager Fees Allocation

The projects are being managed by external consultants that are being utilized as Program Managers and will manage a portfolio of projects as owner representatives. Costs for the Program Manager(s) are included in the project budgets and expenses will be prorated proportionate to those project budgets assigned to the Program Manager.

4. Issuance of GOB Funds

On November 4, 2014, the public authorized up to \$800 million in general obligation bonds to fund the SMART program. The planned issuance of these bonds was initially based on five (5) series to align with the needs of the projects in the SMART program. The first series was issued in June 2015, the second series was issued February 2019, and the third series was issued February 2021. Within the \$800 million authorization, the actual amounts and timing of the future series will vary from what was initially planned based on the execution of projects and cash flow projections.



Notes to Budget Activity Report (continued)

5. Hierarchy of Assigning Funds

GOB funds are assigned to projects in the SMART Program in addition to other capital funding. The other capital funds consist of capital millage, impact fees, State funds such as Public Education Capital Outlay (PECO) and other sources, which have various restrictions and spending durations.

In assigning projects to a funding source there are many considerations, and generally the funds with the most restrictions are to be utilized for eligible projects first. Since the GOB funds are paid for over a 25-year period, use of GOB funding for technology and educational equipment with a useful life substantially less than the life of the bond, may be limited because of Federal rules.

The funding source for each project in the SMART program is reviewed when:

- **The District adopts the DEFP** – District Educational Facilities Plan (DEFP) is a five-year budget planning document that is revised annually. The first year of the DEFP is incorporated into the District's capital budget. The DEFP and the Budget is a projection of revenues and a plan to appropriate funding for anticipated expenditures. The DEFP includes revenues from GOB and an appropriation for the SMART program.
- **The District Issues GOB** – During the fiscal year, the District will evaluate cash flow needed for the SMART program and consult with the Facilities and Technology departments to determine if the GOB should be issued in the amount planned in the capital budget. The projects planned to be funded by the GOB will be reviewed. If necessary, the list of projects may be adjusted to meet Federal rules, accommodate changes in project schedules, or maximize the utilization of other capital funding sources.
- **The District combines several categories into one project** – To effectively deliver projects at any particular school the Facilities department may combine several categories in the SMART Program into one project that encompasses the scope of the individual categories under one contract. The funding source for the project will be reviewed based upon the revised scope of the project.



SMART Program Budget Activity Report



Combined Summary Schedule

for Quarter Ended March 31, 2021

GOB Referendum Approved by Voters on 11/4/2014 - 76 Months Since Approval

GOB	Original Budget	Current Budget	Prior Years Expenditures	Commitments	Current Year Expenditures	Balance
Safety	\$ 106,767,065	\$ 108,736,164	\$ 32,066,966	\$ 22,469,293	\$ 10,072,447	\$ 44,127,458
Music & Art	17,492,000	17,492,000	4,986,224	3,723,993	2,241,746	6,540,037
Athletics	7,373,360	7,373,360	6,321,537	220,806	70,952	760,065
Renovation	629,878,575	629,572,938	178,456,885	156,209,007	79,373,452	215,533,594
Technology	38,489,000	36,825,538	35,937,200	59,119	817,114	12,105
GOB Total	\$ 800,000,000	\$ 800,000,000	\$257,768,812	\$ 182,682,218	\$ 92,575,711	\$ 266,973,259

Non-GOB	Original Budget	Current Budget	Prior Years Expenditures	Commitments	Current Year Expenditures	Balance
Safety	\$ 18,787,060	\$ 51,059,154	\$ 12,279,106	\$ 19,429,473	\$ 7,533,786	\$ 11,816,789
Music & Art	23,573,000	26,893,801	18,865,711	2,560,368	1,929,297	3,538,425
Athletics	126,640	234,508	180,540	8,187	8,315	37,466
Renovation	102,516,836	399,804,986	108,270,983	124,982,679	63,543,287	103,008,037
Technology	42,343,000	37,900,084	37,898,472	0	0	1,612
Non-GOB Total	\$ 187,346,536	\$ 515,892,533	\$177,494,812	\$ 146,980,707	\$ 73,014,685	\$ 118,402,329

Total	\$ 987,346,536	\$ 1,315,892,533	\$435,263,624	\$ 329,662,925	\$ 165,590,396	\$ 385,375,588
--------------	-----------------------	-------------------------	----------------------	-----------------------	-----------------------	-----------------------

* Project expenditures include, but are not limited to, construction costs, design costs, permitting costs, advertising costs during the planning and procurement phase, equipment, work orders, and Program Management fees.

This is a budget and expenditure activity report, and is not a construction status report.
The accompanying introduction and notes are an integral part of this report.





SMART Program Budget Activity Report



Financially Active Projects Summary Schedule

for Quarter Ended March 31, 2021

GOB Referendum Approved by Voters on 11/4/2014 - 76 Months Since Approval

GOB	Original Budget	Current Budget	Prior Years Expenditures	Commitments	Current Year Expenditures	Balance
Safety	\$ 91,092,473	\$ 91,092,473	\$ 20,553,406	\$ 22,121,675	\$ 9,256,407	\$ 39,160,985
Music & Art	16,783,000	16,783,000	4,444,790	3,714,415	2,111,497	6,512,298
Athletics	47,360	47,360	14,345	21,591	7,411	4,013
Renovation	586,285,575	585,979,938	141,139,593	155,031,348	78,252,407	211,556,590
Technology	11,000,000	11,000,000	10,111,662	59,119	817,114	12,105
GOB Total	\$ 705,208,408	\$ 704,902,771	\$ 176,263,796	\$ 180,948,148	\$ 90,444,836	\$ 257,245,991

Non-GOB	Original Budget	Current Budget	Prior Years Expenditures	Commitments	Current Year Expenditures	Balance
Safety	\$ 17,133,387	\$ 48,326,379	\$ 9,740,368	\$ 19,235,436	\$ 7,533,786	\$ 11,816,789
Music & Art	3,394,000	7,943,532	803,672	2,537,028	1,408,432	3,194,400
Athletics	5,640	31,872	8,617	8,122	7,194	7,939
Renovation	71,680,969	351,669,583	68,697,262	123,939,949	62,397,385	96,634,987
Non-GOB Total	\$ 92,213,996	\$ 407,971,366	\$ 79,249,919	\$ 145,720,535	\$ 71,346,797	\$ 111,654,115
Total	\$ 797,422,404	\$ 1,112,874,137	\$ 255,513,715	\$ 326,668,683	\$ 161,791,633	\$ 368,900,106

* Project expenditures include, but are not limited to, construction costs, design costs, permitting costs, advertising costs during the planning and procurement phase, equipment, work orders, and Program Management fees.

This is a budget and expenditure activity report, and is not a construction status report.
The accompanying introduction and notes are an integral part of this report.



SMART Program Budget Activity Report

Financially Active Projects Detail Schedule

for Quarter Ended March 31, 2021



GOB Referendum Approved by Voters on 11/4/2014 - 76 Months Since Approval

School/ Project	Original Budget	Current Budget	Prior Years Expenditures	Commitments	Current Year Expenditures	Balance
Anderson, Boyd H. High School						
ADA renovations related to educational adequacy, Building Envelope Improvements (Roof, Window, Ext Wall, etc.), HVAC Improvements, Safety / Security Upgrade, STEM Lab improvements Project Number: P.001846	5,274,000	10,333,254	1,003,444	7,807,061	259,549	1,263,200
Apollo Middle School						
Building Envelope Improvements (Roof, Window, Ext Wall, etc.), Fire Sprinklers, HVAC Improvements, Media Center improvements, Safety / Security Upgrade Project Number: P.002110	6,915,000	6,915,000	551,583	212,358	161,488	5,989,571
School Choice Enhancement Project Number: P.002388	100,000	100,000	20,374	43,667	2,529	33,430
Atlantic Technical College						
Building Envelope Improvements (Roof, Window, Ext Wall, etc.), Fire Sprinklers, IAQ Repairs - HVAC, Media Center improvements Project Number: P.000415	8,952,000	8,952,000	1,406,831	193,351	18,720	7,333,098
Atlantic Technical, Arthur Ashe, Jr Campus						
Building Envelope Improvements (Roof, Window, Ext Wall, etc.), Fire Alarm Project Number: P.001959	1,242,000	3,078,449	1,491,156	52,530	157,740	1,377,023

* Project expenditures include, but are not limited to, construction costs, design costs, permitting costs, advertising costs during the planning and procurement phase, equipment, work orders, and Program Management fees.

This is a budget and expenditure activity report, and is not a construction status report.
The accompanying introduction and notes are an integral part of this report.



SMART Program Budget Activity Report

Financially Active Projects Detail Schedule

for Quarter Ended March 31, 2021



GOB Referendum Approved by Voters on 11/4/2014 - 76 Months Since Approval

School/ Project	Original Budget	Current Budget	Prior Years Expenditures	Commitments	Current Year Expenditures	Balance
Atlantic West Elementary School						
Building Envelope Improvements (Roof, Window, Ext Wall, etc.), Fire Sprinklers, HVAC Improvements, Media Center improvements Project Number: P.001796	2,617,000	2,617,000	364,947	58,993	102,980	2,090,080
Attucks Middle School						
Building Envelope Improvements (Roof, Window, Ext Wall, etc.), Media Center improvements Project Number: P.001633	1,201,000	1,383,125	411,418	33,579	249,823	688,305
Electrical Improvements, HVAC Improvements, Provide Fire Sprinkler Protection Install New Fire Alarm Project Number: P.001686	3,040,778	4,710,145	408,136	3,316,586	119,526	865,897
Bair Middle School						
Building Envelope Improvements (Roof, Window, Ext Wall, etc.), Fire Alarm, HVAC Improvements, Media Center improvements, Safety / Security Upgrade Project Number: P.002044	1,517,000	1,265,470	194,698	68,716	33,844	968,212
Banyan Elementary School						
Building Envelope Improvements (Roof, Window, Ext Wall, etc.), HVAC Improvements, Media Center improvements Project Number: P.001944	1,243,000	2,205,979	678,655	1,275,992	48,272	203,060
Bayview Elementary School						
Building Envelope Improvements (Roof, Window, Ext Wall, etc.), HVAC Improvements Project Number: P.001786	1,742,000	2,688,739	2,366,667	8,905	36,684	276,483

* Project expenditures include, but are not limited to, construction costs, design costs, permitting costs, advertising costs during the planning and procurement phase, equipment, work orders, and Program Management fees.

This is a budget and expenditure activity report, and is not a construction status report.
The accompanying introduction and notes are an integral part of this report.



SMART Program Budget Activity Report

Financially Active Projects Detail Schedule

for Quarter Ended March 31, 2021



GOB Referendum Approved by Voters on 11/4/2014 - 76 Months Since Approval

School/ Project	Original Budget	Current Budget	Prior Years Expenditures	Commitments	Current Year Expenditures	Balance
Bennett Elementary School						
Building Envelope Improvements (Roof, Window, Ext Wall, etc.), Fire Alarm, HVAC Improvements, Media Center improvements Project Number: P.002085	1,814,000	1,814,000	222,520	100,672	41,391	1,449,417
School Choice Enhancement Project Number: P.002381	100,000	100,000	48,684	3,781	33,894	13,641
Bethune, Mary M. Elementary School						
Building Envelope Improvements (Roof, Window, Ext Wall, etc.), HVAC Improvements, Replacement of building 4, Replacement of building 6 Project Number: P.002125	3,151,000	3,151,000	148,890	246,970	97,309	2,657,831
School Choice Enhancement Project Number: P.002536	100,000	100,000	-	50,915	-	49,085
Boulevard Heights Elementary School						
Art Room Renovation and Equipment, Building Envelope Improvements (Roof, Window, Ext Wall, etc.), HVAC Improvements, Music Room Renovation, Replacement of building 1, Replacement of building 4 Project Number: P.002065	3,790,000	3,790,000	466,984	145,227	72,200	3,105,589
Bright Horizons Center						
Building Envelope Improvements (Roof, Window, Ext Wall, etc.), Fire Alarm, Fire Sprinklers, HVAC Improvements Project Number: P.001974	1,663,000	3,687,844	1,129,119	119,394	2,033,367	405,964
School Choice Enhancement Project Number: P.002214	100,000	100,000	19,972	44,614	29,765	5,649

* Project expenditures include, but are not limited to, construction costs, design costs, permitting costs, advertising costs during the planning and procurement phase, equipment, work orders, and Program Management fees.

This is a budget and expenditure activity report, and is not a construction status report.
The accompanying introduction and notes are an integral part of this report.



SMART Program Budget Activity Report

Financially Active Projects Detail Schedule

for Quarter Ended March 31, 2021



GOB Referendum Approved by Voters on 11/4/2014 - 76 Months Since Approval

School/ Project	Original Budget	Current Budget	Prior Years Expenditures	Commitments	Current Year Expenditures	Balance
Broadview Elementary School						
Building Envelope Improvements (Roof, Window, Ext Wall, etc.), Conversion of Existing Space to Music and/or Art Lab(s), Electrical Improvements, Fire Alarm, Fire Sprinklers, HVAC Improvements, Media Center improvements, Music Room Renovation Project Number: P.001638	2,791,386	5,475,130	452,647	4,429,033	170,791	422,659
Broward Estates Elementary School						
Building Envelope Improvements (Roof, Window, Ext Wall, etc.), HVAC Improvements Project Number: P.002037	2,763,000	6,752,168	364,215	93,656	133,832	6,160,465
Castle Hill Annex						
Building Envelope Improvements (Roof, Window, Ext Wall, etc.), Fire Alarm, HVAC Improvements, Media Center improvements Project Number: P.002092	644,000	644,000	85,376	72,468	19,885	466,271
Castle Hill Elementary School						
Building Envelope Improvements (Roof, Window, Ext Wall, etc.), Fire Alarm, Fire Sprinklers, HVAC Improvements, Media Center improvements Project Number: P.001661	2,109,000	3,676,030	2,014,413	239,418	1,296,536	125,663

* Project expenditures include, but are not limited to, construction costs, design costs, permitting costs, advertising costs during the planning and procurement phase, equipment, work orders, and Program Management fees.

This is a budget and expenditure activity report, and is not a construction status report.
The accompanying introduction and notes are an integral part of this report.



SMART Program Budget Activity Report

Financially Active Projects Detail Schedule

for Quarter Ended March 31, 2021



GOB Referendum Approved by Voters on 11/4/2014 - 76 Months Since Approval

School/ Project	Original Budget	Current Budget	Prior Years Expenditures	Commitments	Current Year Expenditures	Balance
Central Park Elementary School						
ADA Stage Lift, Building Envelope Improvements (Roof, Window, Ext Wall, etc.), Conversion of Existing Space to Music and/or Art Lab(s), Fire Sprinklers, HVAC Improvements, Music Room Renovation, Safety / Security Upgrade Project Number: P.001757	4,927,475	7,973,000	678,644	6,159,752	51,177	1,083,427
School Choice Enhancement Project Number: P.001894	100,000	100,000	66,358	-	13,062	20,580
Challenger Elementary School						
Building Envelope Improvements (Roof, Window, Ext Wall, etc.), Conversion of Existing Space to Music and/or Art Lab(s), Fire Alarm, HVAC Improvements, Music Room Renovation Project Number: P.002040	1,349,000	3,555,100	185,182	2,827,540	194,320	348,058
School Choice Enhancement Project Number: P.002276	100,000	100,000	46,531	41,711	400	11,358
Chapel Trail Elementary School						
Building Envelope Improvements (Roof, Window, Ext Wall, etc.), Fire Alarm, HVAC Improvements Project Number: P.001732	1,688,000	4,538,436	696,580	2,531,184	1,002,879	307,793
Coconut Creek High School						
Auditorium Accessibility, Building Envelope Improvements (Roof, Window, Ext Wall, etc.), Fire Alarm, HVAC Improvements, Media Center improvements, Safety / Security Upgrade, STEM Lab improvements Project Number: P.001753	4,842,000	4,842,000	1,332,570	144,760	123,855	3,240,815

* Project expenditures include, but are not limited to, construction costs, design costs, permitting costs, advertising costs during the planning and procurement phase, equipment, work orders, and Program Management fees.

This is a budget and expenditure activity report, and is not a construction status report.
The accompanying introduction and notes are an integral part of this report.



SMART Program Budget Activity Report

Financially Active Projects Detail Schedule

for Quarter Ended March 31, 2021



GOB Referendum Approved by Voters on 11/4/2014 - 76 Months Since Approval

School/ Project	Original Budget	Current Budget	Prior Years Expenditures	Commitments	Current Year Expenditures	Balance
Coconut Palm Elementary School						
Building Envelope Improvements (Roof, Window, Ext Wall, etc.), Fire Alarm, HVAC Improvements Project Number: P.002088	1,056,000	1,056,000	151,616	35,032	50,559	818,793
Colbert Elementary School						
Building Envelope Improvements (Roof, Window, Ext Wall, etc.), HVAC Improvements, Safety / Security Upgrade Project Number: P.001937	756,000	1,590,903	283,943	32,432	1,106,675	167,853
Collins Elementary School						
Building Envelope Improvements (Roof, Window, Ext Wall, etc.), Electrical Improvements, Fire Alarm, Fire Sprinklers, HVAC Improvements, Media Center improvements, Restroom Renovations, Safety / Security Upgrade Project Number: P.001659	1,774,000	2,452,300	241,461	2,136,613	48,469	25,757
Cooper City Elementary School						
Building Envelope Improvements (Roof, Window, Ext Wall, etc.), Fire Alarm, Fire Sprinklers, HVAC Improvements, Media Center improvements Project Number: P.002150	867,000	1,177,238	89,980	45,308	26,839	1,015,111
School Choice Enhancement Project Number: P.002336	100,000	100,000	68,873	1,341	15,148	14,638

* Project expenditures include, but are not limited to, construction costs, design costs, permitting costs, advertising costs during the planning and procurement phase, equipment, work orders, and Program Management fees.

This is a budget and expenditure activity report, and is not a construction status report.
The accompanying introduction and notes are an integral part of this report.



SMART Program Budget Activity Report

Financially Active Projects Detail Schedule

for Quarter Ended March 31, 2021



GOB Referendum Approved by Voters on 11/4/2014 - 76 Months Since Approval

School/ Project	Original Budget	Current Budget	Prior Years Expenditures	Commitments	Current Year Expenditures	Balance
Cooper City High School						
Building Envelope Improvements (Roof, Window, Ext Wall, etc.), Electrical Improvements, Fire Sprinklers, HVAC Improvements, Replacement of building 5, Safety / Security Upgrade, STEM Lab improvements Project Number: P.002133	8,609,000	8,609,000	718,896	275,861	250,002	7,364,241
School Choice Enhancement Project Number: P.002475	100,000	100,000	-	59,573	-	40,427
Coral Glades High School						
Building Envelope Improvements (Roof, Window, Ext Wall, etc.), Fire Alarm, HVAC Improvements Project Number: P.002080	2,366,000	2,366,000	220,434	85,204	112,544	1,947,818
Coral Park Elementary School						
School Choice Enhancement Project Number: P.001764	100,000	100,000	85,564	-	-	14,436
Building Envelope Improvements (Roof, Window, Ext Wall, etc.), Health & Safety/Fire Sprinkler Protection Exterior- Replace existing Project Number: P.002045	1,681,000	1,332,450	252,413	905,162	51,913	122,962
Coral Springs Pre-K - 8						
Building Envelope Improvements (Roof, Window, Ext Wall, etc.), HVAC Improvements, Media Center improvements Project Number: P.001982	2,538,000	2,538,000	384,135	91,516	127,903	1,934,446
School Choice Enhancement Project Number: P.002539	100,000	100,000	-	76,324	4,895	18,781

* Project expenditures include, but are not limited to, construction costs, design costs, permitting costs, advertising costs during the planning and procurement phase, equipment, work orders, and Program Management fees.

This is a budget and expenditure activity report, and is not a construction status report.
The accompanying introduction and notes are an integral part of this report.



SMART Program Budget Activity Report

Financially Active Projects Detail Schedule

for Quarter Ended March 31, 2021



GOB Referendum Approved by Voters on 11/4/2014 - 76 Months Since Approval

School/ Project	Original Budget	Current Budget	Prior Years Expenditures	Commitments	Current Year Expenditures	Balance
Coral Springs High School						
Building Envelope Improvements (Roof, Window, Ext Wall, etc.), Electrical Improvements, Fire Sprinklers, HVAC Improvements, Media Center improvements, STEM Lab improvements Project Number: P.001765	11,171,000	15,002,000	1,768,427	10,626,059	672,045	1,935,469
Coral Springs Middle School						
Building Envelope Improvements (Roof, Window, Ext Wall, etc.), HVAC Improvements, Media Center improvements Project Number: P.001979	10,502,000	10,502,000	1,454,953	332,698	357,629	8,356,720
Country Hills Elementary School						
Building Envelope Improvements (Roof, Window, Ext Wall, etc.), Fire Sprinklers, HVAC Improvements Project Number: P.002063	4,413,000	4,413,000	503,845	174,977	169,831	3,564,347
School Choice Enhancement Project Number: P.002401	100,000	100,000	13,893	-	5,261	80,846
Country Isles Elementary School						
Fire Alarm, HVAC Improvements, Media Center improvements Project Number: P.002002	558,000	1,239,660	103,203	961,047	90,477	84,933
Cresthaven Elementary School						
ADA Restrooms, Building Envelope Improvements (Roof, Window, Ext Wall, etc.), HVAC Improvements Project Number: P.001676	4,416,123	4,416,123	159,776	201,854	376,673	3,677,820
School Choice Enhancement Project Number: P.002543	100,000	100,000	-	38,790	-	61,210

* Project expenditures include, but are not limited to, construction costs, design costs, permitting costs, advertising costs during the planning and procurement phase, equipment, work orders, and Program Management fees.

This is a budget and expenditure activity report, and is not a construction status report.
The accompanying introduction and notes are an integral part of this report.



SMART Program Budget Activity Report

Financially Active Projects Detail Schedule

for Quarter Ended March 31, 2021



GOB Referendum Approved by Voters on 11/4/2014 - 76 Months Since Approval

School/ Project	Original Budget	Current Budget	Prior Years Expenditures	Commitments	Current Year Expenditures	Balance
Croissant Park Elementary School						
Building Envelope Improvements (Roof, Window, Ext Wall, etc.), Fire Alarm, Fire Sprinklers, HVAC Improvements Project Number: P.002086	3,661,000	3,661,000	321,933	237,036	153,288	2,948,743
School Choice Enhancement Project Number: P.002389	100,000	100,000	6,605	-	39,657	53,738
Cross Creek School						
Building Envelope Improvements (Roof, Window, Ext Wall, etc.), Fire Alarm, HVAC Improvements Project Number: P.002081	1,260,000	1,260,000	162,248	96,985	44,876	955,891
Crystal Lake Middle School						
ADA Renovate Restroom, Building Envelope Improvements (Roof, Window, Ext Wall, etc.), Conversion of Existing Space to Music and/or Art Lab(s), HVAC Improvements, Install Fire Alarm, Media Center improvements Project Number: P.000816	2,205,525	2,235,525	276,408	101,499	71,674	1,785,944
School Choice Enhancement Project Number: P.002463	100,000	100,000	-	36,470	56,977	6,553
Cypress Bay High School						
Building Envelope Improvements (Roof, Window, Ext Wall, etc.), CR Addition to allow for removal of portable buildings, HVAC Improvements, Safety / Security Upgrade Project Number: P.001774	13,739,000	32,578,000	10,388,899	6,538,378	12,477,238	3,173,485

* Project expenditures include, but are not limited to, construction costs, design costs, permitting costs, advertising costs during the planning and procurement phase, equipment, work orders, and Program Management fees.

This is a budget and expenditure activity report, and is not a construction status report.
The accompanying introduction and notes are an integral part of this report.



SMART Program Budget Activity Report

Financially Active Projects Detail Schedule

for Quarter Ended March 31, 2021



GOB Referendum Approved by Voters on 11/4/2014 - 76 Months Since Approval

School/ Project	Original Budget	Current Budget	Prior Years Expenditures	Commitments	Current Year Expenditures	Balance
Dandy, William Middle School						
Building Envelope Improvements (Roof, Window, Ext Wall, etc.), Fire Alarm, Fire Sprinklers, HVAC Improvements, Replacement of building 18, Safety / Security Upgrade Project Number: P.001900	3,195,000	7,218,550	636,671	4,820,136	1,160,928	600,815
Dania Elementary School						
Art Room Renovation and Equipment, Building Envelope Improvements (Roof, Window, Ext Wall, etc.), Electrical Improvements, Media Center improvements, Music Room Renovation, Replacement of building 2, Safety / Security Upgrade Project Number: P.002061	2,502,000	2,502,000	224,551	198,789	43,872	2,034,788
School Choice Enhancement Project Number: P.002493	100,000	100,000	-	3,639	15,966	80,395
Dave Thomas Education Center						
Building Envelope Improvements (Roof, Window, Ext Wall, etc.), HVAC Improvements Project Number: P.001972	758,000	2,619,494	652,319	1,504,441	236,154	226,580
Davie Elementary School						
Building Envelope Improvements (Roof, Window, Ext Wall, etc.), Fire Sprinklers, HVAC Improvements, Media Center improvements, Safety / Security Upgrade Project Number: P.001899	2,876,000	5,096,700	451,881	408,332	3,778,932	457,555

* Project expenditures include, but are not limited to, construction costs, design costs, permitting costs, advertising costs during the planning and procurement phase, equipment, work orders, and Program Management fees.

This is a budget and expenditure activity report, and is not a construction status report.
The accompanying introduction and notes are an integral part of this report.



SMART Program Budget Activity Report

Financially Active Projects Detail Schedule

for Quarter Ended March 31, 2021



GOB Referendum Approved by Voters on 11/4/2014 - 76 Months Since Approval

School/ Project	Original Budget	Current Budget	Prior Years Expenditures	Commitments	Current Year Expenditures	Balance
Deerfield Beach Elementary School						
Building Envelope Improvements (Roof, Window, Ext Wall, etc.), Fire Alarm, Fire Sprinklers, HVAC Improvements, Media Center improvements, Renovations to Building 1 (Historic) Project Number: P.001820	6,233,445	5,611,445	691,213	4,042,704	119,728	757,800
Deerfield Beach High School						
Fire Sprinklers, Roof Repairs and HVAC Project Number: P.001694	8,774,000	7,359,400	1,267,883	5,148,570	296,846	646,101
Building Envelope Improvements (Roof, Window, Ext Wall, etc.), Electrical Improvements, Media Center improvements, Safety / Security Upgrade, STEM Lab improvements Project Number: P.002134	3,912,000	3,912,000	141,501	582,706	223,126	2,964,667
School Choice Enhancement Project Number: P.002433	100,000	100,000	6,741	5,300	69,733	18,226
Deerfield Beach Middle School						
Building Envelope Improvements (Roof, Window, Ext Wall, etc.), Fire Alarm, Fire Sprinklers, HVAC Improvements, Media Center improvements Project Number: P.002142	4,333,000	4,333,000	209,957	641,519	177,252	3,304,272
Deerfield Park Elementary School						
Building Envelope Improvements (Roof, Window, Ext Wall, etc.), Fire Alarm, Fire Sprinklers, HVAC Improvements, PE/Athletic Improvements Project Number: P.002036	5,240,000	6,224,840	702,870	4,829,302	185,049	507,619

* Project expenditures include, but are not limited to, construction costs, design costs, permitting costs, advertising costs during the planning and procurement phase, equipment, work orders, and Program Management fees.

This is a budget and expenditure activity report, and is not a construction status report.
The accompanying introduction and notes are an integral part of this report.



SMART Program Budget Activity Report

Financially Active Projects Detail Schedule

for Quarter Ended March 31, 2021



GOB Referendum Approved by Voters on 11/4/2014 - 76 Months Since Approval

School/ Project	Original Budget	Current Budget	Prior Years Expenditures	Commitments	Current Year Expenditures	Balance
Deerfield Park Elementary School						
School Choice Enhancement Project Number: P.002314	100,000	100,000	10,380	13,720	23,516	52,384
Dillard 6-12 School						
Building Envelope Improvements (Roof, Window, Ext Wall, etc.), Electrical Improvements, Fire Sprinklers, HVAC Improvements, Safety / Security Upgrade Project Number: P.001726	4,232,000	8,498,232	3,509,913	4,131,380	195,879	661,060
Dillard Elementary School						
Building Envelope Improvements (Roof, Window, Ext Wall, etc.), HVAC Improvements Project Number: P.001915	1,677,000	4,093,371	375,185	3,228,500	81,936	407,750
School Choice Enhancement Project Number: P.002269	100,000	100,000	87,541	-	-	12,459
District Wide (Applied Learning)						
Art Replacement Kilns Project Number: 973185006	392,000	392,000	351,027	2,863	37,137	973
Drama Staging, Lighting, & Sound Project Number: 973185007	1,300,000	1,300,000	831,134	52,681	141,559	274,626
Drew, Charles Elementary School						
Building Envelope Improvements (Roof, Window, Ext Wall, etc.), Fire Alarm, Fire Sprinklers, HVAC Improvements Project Number: P.001818	3,017,000	3,017,000	388,403	61,172	-	2,567,425

* Project expenditures include, but are not limited to, construction costs, design costs, permitting costs, advertising costs during the planning and procurement phase, equipment, work orders, and Program Management fees.

This is a budget and expenditure activity report, and is not a construction status report.
The accompanying introduction and notes are an integral part of this report.



SMART Program Budget Activity Report

Financially Active Projects Detail Schedule

for Quarter Ended March 31, 2021



GOB Referendum Approved by Voters on 11/4/2014 - 76 Months Since Approval

School/ Project	Original Budget	Current Budget	Prior Years Expenditures	Commitments	Current Year Expenditures	Balance
Drew, Charles Family Resource Center						
Building Envelope Improvements (Roof, Window, Ext Wall, etc.), HVAC Improvements, Media Center improvements, Replacement of building 3, Replacement of building 5, Replacement of building 6 Project Number: P.001848	3,278,000	3,278,000	409,152	78,665	70,613	2,719,570
Driftwood Elementary School						
Building Envelope Improvements (Roof, Window, Ext Wall, etc.), Fire Sprinklers, HVAC Improvements Project Number: P.002064	1,735,000	1,735,000	204,682	96,737	123,269	1,310,312
Driftwood Middle School						
Art Room Renovation and Equipment, Building Envelope Improvements (Roof, Window, Ext Wall, etc.), Conversion of Existing Space to Music and/or Art Lab(s), Electrical Improvements, Fire Sprinklers, HVAC Improvements, Media Center improvements, Safety / Sec Project Number: P.001837	5,544,000	8,345,700	752,316	5,794,474	914,591	884,319
Eagle Point Elementary School						
Art Room Renovation and Equipment, Building Envelope Improvements (Roof, Window, Ext Wall, etc.), Conversion of Existing Space to Music and/or Art Lab(s), Fire Alarm, HVAC Improvements, Music Room Renovation Project Number: P.001746	4,820,000	6,145,450	677,585	3,072,867	1,456,154	938,844

* Project expenditures include, but are not limited to, construction costs, design costs, permitting costs, advertising costs during the planning and procurement phase, equipment, work orders, and Program Management fees.

This is a budget and expenditure activity report, and is not a construction status report.
The accompanying introduction and notes are an integral part of this report.



SMART Program Budget Activity Report

Financially Active Projects Detail Schedule

for Quarter Ended March 31, 2021



GOB Referendum Approved by Voters on 11/4/2014 - 76 Months Since Approval

School/ Project	Original Budget	Current Budget	Prior Years Expenditures	Commitments	Current Year Expenditures	Balance
Ely, Blanche High School						
ADA Stage Lift, Building Envelope Improvements (Roof, Window, Ext Wall, etc.), Fire Sprinklers, Gymnasium Accessibility, HVAC Improvements, IAQ & Fascia Replacement, Media Center improvements, Outdoor Dining Renovation, STEM Lab improvements Project Number: P.001646	14,674,436	21,984,436	11,235,132	3,366,570	6,572,157	810,577
Embassy Creek Elementary School						
Art Room Renovation and Equipment, Building Envelope Improvements (Roof, Window, Ext Wall, etc.), Conversion of Existing Space to Music and/or Art Lab(s), Fire Alarm, HVAC Improvements, Music Room Renovation Project Number: P.001897	3,524,000	4,864,700	1,377,894	1,644,920	1,272,564	569,322
Endeavour Primary Learning Center						
Building Envelope Improvements (Roof, Window, Ext Wall, etc.), HVAC Improvements Project Number: P.002111	957,000	2,360,790	157,553	1,460,624	571,712	170,901
School Choice Enhancement Project Number: P.002468	100,000	100,000	-	58,102	22,902	18,996
Everglades Elementary School						
Building Envelope Improvements (Roof, Window, Ext Wall, etc.), HVAC Improvements Project Number: P.001948	1,212,000	2,344,500	405,939	94,493	1,582,338	261,730
School Choice Enhancement Project Number: P.001976	100,000	100,000	63,727	-	-	36,273

* Project expenditures include, but are not limited to, construction costs, design costs, permitting costs, advertising costs during the planning and procurement phase, equipment, work orders, and Program Management fees.

This is a budget and expenditure activity report, and is not a construction status report.
The accompanying introduction and notes are an integral part of this report.



SMART Program Budget Activity Report

Financially Active Projects Detail Schedule

for Quarter Ended March 31, 2021



GOB Referendum Approved by Voters on 11/4/2014 - 76 Months Since Approval

School/ Project	Original Budget	Current Budget	Prior Years Expenditures	Commitments	Current Year Expenditures	Balance
Fairway Elementary School						
Building Envelope Improvements (Roof, Window, Ext Wall, etc.), Electrical Improvements, Fire Alarm, HVAC Improvements, Media Center improvements, Safety / Security Upgrade Project Number: P.001785	4,003,000	7,510,900	3,525,016	1,187,529	2,169,114	629,241
Falcon Cove Middle School						
Building Envelope Improvements (Roof, Window, Ext Wall, etc.), CR Addition to allow for removal of portable buildings, HVAC Improvements Project Number: P.001902	10,741,000	22,788,000	3,217,846	8,788,977	7,003,114	3,778,063
Flamingo Elementary School						
Building Envelope Improvements (Roof, Window, Ext Wall, etc.), HVAC Improvements, Media Center improvements Project Number: P.002135	1,955,000	2,160,000	172,007	1,090,027	684,576	213,390
Floranada Elementary School						
Building Envelope Improvements (Roof, Window, Ext Wall, etc.), HVAC Improvements Project Number: P.002001	776,000	2,838,840	107,803	2,430,245	21,332	279,460
Forest Glen Middle School						
Building Envelope Improvements (Roof, Window, Ext Wall, etc.), Fire Sprinklers, HVAC Improvements Project Number: P.001865	5,189,000	9,047,800	4,437,452	264,141	3,686,314	659,893
Forest Hills Elementary School						
Fire Alarm Project Number: P.001678	293,000	293,000	40,082	252,140	-	778

* Project expenditures include, but are not limited to, construction costs, design costs, permitting costs, advertising costs during the planning and procurement phase, equipment, work orders, and Program Management fees.

This is a budget and expenditure activity report, and is not a construction status report.
The accompanying introduction and notes are an integral part of this report.



SMART Program Budget Activity Report

Financially Active Projects Detail Schedule

for Quarter Ended March 31, 2021



GOB Referendum Approved by Voters on 11/4/2014 - 76 Months Since Approval

School/ Project	Original Budget	Current Budget	Prior Years Expenditures	Commitments	Current Year Expenditures	Balance
Forest Hills Elementary School						
Building Envelope Improvements (Roof, Window, Ext Wall, etc.), Fire Sprinklers, Media Center improvements Project Number: P.001926	1,336,000	2,419,601	806,835	1,536,406	-	76,360
Fort Lauderdale High School						
Building Envelope Improvements (Roof, Window, Ext Wall, etc.), Electrical Improvements, HVAC Improvements Project Number: P.001839	2,409,000	3,772,887	890,057	277,391	1,184,411	1,421,028
Fox Trail Elementary School						
Art Room Renovation and Equipment, Building Envelope Improvements (Roof, Window, Ext Wall, etc.), Conversion of Existing Space to Music and/or Art Lab(s), HVAC Improvements, Music Room Renovation Project Number: P.001973	770,000	1,397,150	133,182	26,401	1,052,190	185,377
Gator Run Elementary School						
Art Room Renovation and Equipment, Building Envelope Improvements (Roof, Window, Ext Wall, etc.), Conversion of Existing Space to Music and/or Art Lab(s), HVAC Improvements, Music Room Renovation Project Number: P.001863	2,571,000	4,106,323	1,227,287	601,338	1,947,774	329,924
Glades Middle School						
Building Envelope Improvements (Roof, Window, Ext Wall, etc.), HVAC Improvements Project Number: P.001968	386,000	386,000	63,928	17,174	4,858	300,040

* Project expenditures include, but are not limited to, construction costs, design costs, permitting costs, advertising costs during the planning and procurement phase, equipment, work orders, and Program Management fees.

This is a budget and expenditure activity report, and is not a construction status report.
The accompanying introduction and notes are an integral part of this report.



SMART Program Budget Activity Report

Financially Active Projects Detail Schedule

for Quarter Ended March 31, 2021



GOB Referendum Approved by Voters on 11/4/2014 - 76 Months Since Approval

School/ Project	Original Budget	Current Budget	Prior Years Expenditures	Commitments	Current Year Expenditures	Balance
Griffin Elementary School						
Building Envelope Improvements (Roof, Window, Ext Wall, etc.), Fire Alarm, HVAC Improvements, Media Center improvements, PE/Athletic Improvements, Safety / Security Upgrade Project Number: P.001745	2,258,000	4,126,208	3,488,498	245,592	99,731	292,387
Gulfstream Academy of Hallandale Beach K-8(Hallandale Adult & Community Center)						
Building Envelope Improvements (Roof, Window, Ext Wall, etc.), Electrical Improvements, Fire Sprinklers, HVAC Improvements, Media Center improvements, Replacement of building 1, Replacement of building 12, Replacement of building 7, Replacement of building Project Number: P.001822	5,161,700	5,161,700	3,513,496	75,025	1,425,173	148,006
Gulfstream Academy of Hallandale Beach K-8(Hallandale Elementary School)						
Building Envelope Improvements (Roof, Window, Ext Wall, etc.), HVAC Improvements Project Number: P.002072	1,090,000	2,234,821	143,830	1,796,953	68,023	226,015
Gulfstream Early Learning Center of Excellence						
Building Envelope Improvements (Roof, Window, Ext Wall, etc.), Fire Alarm, HVAC Improvements, Replacement of building 4 Project Number: P.002055	4,821,000	6,405,000	671,323	4,802,260	442,294	489,123
School Choice Enhancement Project Number: P.002360	100,000	100,000	20,769	10,790	1,500	66,941

* Project expenditures include, but are not limited to, construction costs, design costs, permitting costs, advertising costs during the planning and procurement phase, equipment, work orders, and Program Management fees.

This is a budget and expenditure activity report, and is not a construction status report.
The accompanying introduction and notes are an integral part of this report.



SMART Program Budget Activity Report

Financially Active Projects Detail Schedule

for Quarter Ended March 31, 2021



GOB Referendum Approved by Voters on 11/4/2014 - 76 Months Since Approval

School/ Project	Original Budget	Current Budget	Prior Years Expenditures	Commitments	Current Year Expenditures	Balance
Hallandale High School						
Building Envelope Improvements (Roof, Window, Ext Wall, etc.), Electrical Improvements, Fire Alarm, Fire Sprinklers, HVAC Improvements, Media Center improvements, STEM Lab improvements Project Number: P.002115	7,019,666	7,019,666	558,207	228,584	172,116	6,060,759
School Choice Enhancement Project Number: P.002434	100,000	100,000	41,500	-	23,578	34,922
Harbordale Elementary School						
Building Envelope Improvements (Roof, Window, Ext Wall, etc.), HVAC Improvements Project Number: P.002068	1,049,000	1,049,000	131,430	52,707	43,018	821,845
School Choice Enhancement Project Number: P.002374	100,000	100,000	52,418	36,200	6,195	5,187
Hawkes Bluff Elementary School						
Building Envelope Improvements (Roof, Window, Ext Wall, etc.), HVAC Improvements Project Number: P.001784	2,903,000	6,809,437	1,618,172	1,679,498	2,885,159	626,608
Henry D. Perry Education Center						
Building Envelope Improvements (Roof, Window, Ext Wall, etc.), Fire Alarm, Fire Sprinklers, HVAC Improvements Project Number: P.001986	5,807,000	9,308,580	702,040	7,410,931	796,560	399,049

* Project expenditures include, but are not limited to, construction costs, design costs, permitting costs, advertising costs during the planning and procurement phase, equipment, work orders, and Program Management fees.

This is a budget and expenditure activity report, and is not a construction status report.
The accompanying introduction and notes are an integral part of this report.



SMART Program Budget Activity Report

Financially Active Projects Detail Schedule

for Quarter Ended March 31, 2021



GOB Referendum Approved by Voters on 11/4/2014 - 76 Months Since Approval

School/ Project	Original Budget	Current Budget	Prior Years Expenditures	Commitments	Current Year Expenditures	Balance
Heron Heights Elementary School						
Building Envelope Improvements (Roof, Window, Ext Wall, etc.), Conversion of Existing Space to Music and/or Art Lab(s), HVAC Improvements, Music Room Renovations Project Number: P.002147	657,000	657,000	75,085	42,655	27,695	511,565
School Choice Enhancement Project Number: P.002379	100,000	100,000	45,410	2,545	22,905	29,140
Hollywood Central Elementary School						
Building Envelope Improvements (Roof, Window, Ext Wall, etc.), Electrical Improvements, HVAC Improvements, Safety / Security Upgrade Project Number: P.001983	4,817,000	8,658,350	831,968	4,716,403	2,595,507	514,472
Hollywood Hills Elementary School						
Building Envelope Improvements (Roof, Window, Ext Wall, etc.), Electrical Improvements, Fire Sprinklers, HVAC Improvements, Safety / Security Upgrade Project Number: P.001845	2,999,000	2,999,000	376,537	78,403	115,166	2,428,894
School Choice Enhancement Project Number: P.002456	100,000	100,000	47,822	41,036	2,268	8,874
Hollywood Hills High School						
Electrical Improvements, Fire Alarm, Fire Sprinklers, HVAC Improvements, Media Center improvements, Roof Replacement, Safety / Security Upgrade, STEM Lab improvements Project Number: P.001806	15,061,000	22,215,351	8,405,881	7,086,371	6,616,572	106,527

* Project expenditures include, but are not limited to, construction costs, design costs, permitting costs, advertising costs during the planning and procurement phase, equipment, work orders, and Program Management fees.

This is a budget and expenditure activity report, and is not a construction status report.
The accompanying introduction and notes are an integral part of this report.



SMART Program Budget Activity Report

Financially Active Projects Detail Schedule

for Quarter Ended March 31, 2021



GOB Referendum Approved by Voters on 11/4/2014 - 76 Months Since Approval

School/ Project	Original Budget	Current Budget	Prior Years Expenditures	Commitments	Current Year Expenditures	Balance
Hollywood Park Elementary School						
Building Envelope Improvements (Roof, Window, Ext Wall, etc.), Electrical Improvements, Fire Sprinklers, HVAC Improvements, Media Center improvements Project Number: P.001788	4,185,000	6,965,250	620,673	5,191,323	433,270	719,984
Horizon Elementary School						
Building Envelope Improvements (Roof, Window, Ext Wall, etc.), HVAC Improvements, Media Center improvements Project Number: P.002038	813,000	1,539,000	114,934	1,208,329	34,469	181,268
Hunt, James S. Elementary School						
Building Envelope Improvements (Roof, Window, Ext Wall, etc.), Fire Alarm, Fire Sprinklers, HVAC Improvements, Media Center improvements Project Number: P.002059	4,833,000	4,833,000	787,617	111,000	191,585	3,742,798
Indian Ridge Middle School						
Art Room Renovation and Equipment, Building Envelope Improvements (Roof, Window, Ext Wall, etc.), Conversion of Existing Space to Music and/or Art Lab(s), HVAC Improvements, Music Room Renovation Project Number: P.001748	5,115,000	6,060,102	5,447,485	11,108	382,230	219,279
Indian Trace Elementary School						
Building Envelope Improvements (Roof, Window, Ext Wall, etc.), Fire Alarm, HVAC Improvements Project Number: P.001980	3,530,000	3,530,000	672,572	167,387	155,261	2,534,780

* Project expenditures include, but are not limited to, construction costs, design costs, permitting costs, advertising costs during the planning and procurement phase, equipment, work orders, and Program Management fees.

This is a budget and expenditure activity report, and is not a construction status report.
The accompanying introduction and notes are an integral part of this report.



SMART Program Budget Activity Report

Financially Active Projects Detail Schedule

for Quarter Ended March 31, 2021



GOB Referendum Approved by Voters on 11/4/2014 - 76 Months Since Approval

School/ Project	Original Budget	Current Budget	Prior Years Expenditures	Commitments	Current Year Expenditures	Balance
Lake Forest Elementary School						
Building Envelope Improvements (Roof, Window, Ext Wall, etc.), HVAC Improvements Project Number: P.001886	1,913,000	3,115,142	946,611	1,305,783	284,202	578,546
School Choice Enhancement Project Number: P.002217	100,000	100,000	86,581	2,786	1,608	9,025
Lakeside Elementary School						
Building Envelope Improvements (Roof, Window, Ext Wall, etc.), HVAC Improvements Project Number: P.002070	2,899,000	4,284,240	252,211	3,433,351	114,157	484,521
School Choice Enhancement Project Number: P.002450	100,000	100,000	47,447	41,875	10,667	11
Larkdale Elementary School						
Building Envelope Improvements (Roof, Window, Ext Wall, etc.), Fire Alarm, HVAC Improvements, Replacement of building 1 Project Number: P.002073	1,401,000	2,690,350	268,593	2,070,141	61,217	290,399
School Choice Enhancement Project Number: P.002501	100,000	100,000	-	34,208	-	65,792
Lauderdale Lakes Middle School						
Fire Alarm, Fire Sprinklers, Media Center improvements, Roof repair, stucco and waterproof, interior repairs, HVAC - evaluation, test/balance and repair, etc. Project Number: P.001637	6,481,000	6,658,378	4,527,943	148,499	644,143	1,337,793

* Project expenditures include, but are not limited to, construction costs, design costs, permitting costs, advertising costs during the planning and procurement phase, equipment, work orders, and Program Management fees.

This is a budget and expenditure activity report, and is not a construction status report.
The accompanying introduction and notes are an integral part of this report.



SMART Program Budget Activity Report

Financially Active Projects Detail Schedule

for Quarter Ended March 31, 2021



GOB Referendum Approved by Voters on 11/4/2014 - 76 Months Since Approval

School/ Project	Original Budget	Current Budget	Prior Years Expenditures	Commitments	Current Year Expenditures	Balance
Lauderdale Manors Early Learning and Resource Center						
Building Envelope Improvements (Roof, Window, Ext Wall, etc.), HVAC Improvements, Renovate Restroom Project Number: P.001635	2,974,056	6,950,500	600,544	86,700	44,820	6,218,436
Lauderhill 6-12 School						
Fire Alarm, Fire Sprinklers, HVAC Improvements, Media Center improvements, Roof repairs, new elevator, remodel mezzanine, covered walkway, gym lights Project Number: P.001801	6,005,000	6,005,000	743,672	141,330	175,300	4,944,698
School Choice Enhancement Project Number: P.002235	100,000	100,000	31,024	4,952	62,009	2,015
Lauderhill-Paul Turner Elementary School						
Building Envelope Improvements (Roof, Window, Ext Wall, etc.), Fire Sprinklers, HVAC Improvements Project Number: P.002066	2,295,000	2,295,000	244,339	71,628	108,544	1,870,489
Lloyd Estates Elementary School						
Building Envelope Improvements (Roof, Window, Ext Wall, etc.), Fire Alarm, Fire Sprinklers, HVAC Improvements, Media Center improvements Project Number: P.001824	2,252,000	2,252,000	307,639	40,203	32,367	1,871,791

* Project expenditures include, but are not limited to, construction costs, design costs, permitting costs, advertising costs during the planning and procurement phase, equipment, work orders, and Program Management fees.

This is a budget and expenditure activity report, and is not a construction status report.
The accompanying introduction and notes are an integral part of this report.



SMART Program Budget Activity Report

Financially Active Projects Detail Schedule

for Quarter Ended March 31, 2021



GOB Referendum Approved by Voters on 11/4/2014 - 76 Months Since Approval

School/ Project	Original Budget	Current Budget	Prior Years Expenditures	Commitments	Current Year Expenditures	Balance
Lyons Creek Middle School						
Art Room Renovation and Equipment, Building Envelope Improvements (Roof, Window, Ext Wall, etc.), Conversion of Existing Space to Music and/or Art Lab(s), HVAC Improvements, Music Room Renovation Project Number: P.002141	3,049,000	3,049,000	127,118	182,598	283,899	2,455,385
School Choice Enhancement Project Number: P.002344	100,000	100,000	39,650	53,545	-	6,805
Maplewood Elementary School						
ADA Restrooms & Fire Sprinkler and Restrooms, Building Envelope Improvements (Roof, Window, Ext Wall, etc.), Fire Alarm Project Number: P.001639	2,279,629	4,575,455	479,359	2,508,465	1,283,580	304,051
HVAC Improvements, Media Center improvements Project Number: P.001998	362,000	362,000	57,704	73,016	157,240	74,040
Margate Elementary School						
Building Envelope Improvements (Roof, Window, Ext Wall, etc.), Conversion of Existing Space to Music and/or Art Lab(s), Fire Sprinklers, HVAC Improvements, Music Room Renovation, Replacement of building 1 Project Number: P.001647	4,618,753	4,618,753	817,138	2,323,862	400,514	1,077,239
School Choice Enhancement Project Number: P.001698	100,000	100,000	61,906	-	-	38,094

* Project expenditures include, but are not limited to, construction costs, design costs, permitting costs, advertising costs during the planning and procurement phase, equipment, work orders, and Program Management fees.

This is a budget and expenditure activity report, and is not a construction status report.
The accompanying introduction and notes are an integral part of this report.



SMART Program Budget Activity Report

Financially Active Projects Detail Schedule

for Quarter Ended March 31, 2021



GOB Referendum Approved by Voters on 11/4/2014 - 76 Months Since Approval

School/ Project	Original Budget	Current Budget	Prior Years Expenditures	Commitments	Current Year Expenditures	Balance
Margate Middle School						
Art Room Renovation and Equipment, Building Envelope Improvements (Roof, Window, Ext Wall, etc.), Conversion of Existing Space to Music and/or Art Lab(s), Electrical Improvements, Fire Alarm, Fire Sprinklers, HVAC Improvements, Media Center improvements, Project Number: P.001836	8,869,000	8,869,000	1,300,159	222,221	332,964	7,013,656
Markham, C. Robert Elementary School						
Building Envelope Improvements (Roof, Window, Ext Wall, etc.), Fire Alarm, Fire Sprinklers, HVAC Improvements, Replacement of building 1 Project Number: P.001920	9,159,000	7,913,830	1,402,660	5,470,173	168,432	872,565
McArthur High School						
Building Envelope Improvements (Roof, Window, Ext Wall, etc.), Electrical Improvements, Fire Sprinklers, HVAC Improvements, Media Center improvements, Replacement of building 1, Replacement of building 6, Safety / Security Upgrade, STEM Lab improvements Project Number: P.001954	16,702,000	15,811,496	1,582,794	587,680	439,491	13,201,531
School Choice Enhancement Project Number: P.002233	100,000	100,000	85,639	-	-121	14,482

* Project expenditures include, but are not limited to, construction costs, design costs, permitting costs, advertising costs during the planning and procurement phase, equipment, work orders, and Program Management fees.

This is a budget and expenditure activity report, and is not a construction status report.
The accompanying introduction and notes are an integral part of this report.



SMART Program Budget Activity Report

Financially Active Projects Detail Schedule

for Quarter Ended March 31, 2021



GOB Referendum Approved by Voters on 11/4/2014 - 76 Months Since Approval

School/ Project	Original Budget	Current Budget	Prior Years Expenditures	Commitments	Current Year Expenditures	Balance
McFatter Technical College						
ADA Renovate Restroom, Building Envelope Improvements (Roof, Window, Ext Wall, etc.), Electrical Improvements, Fire Alarm, Fire Sprinklers, HVAC repairs to include buildings 1,2,4,5., Media Center improvements, Safety / Security Upgrade Project Number: P.001658	7,371,525	9,111,585	1,034,048	6,558,980	172,414	1,346,143
McFatter Technical, Broward Fire Academy						
Building Envelope Improvements (Roof, Window, Ext Wall, etc.), Fire Sprinklers Project Number: P.001965	256,000	614,512	49,704	10,335	8,190	546,283
McNab Elementary School						
Building Envelope Improvements (Roof, Window, Ext Wall, etc.), HVAC Improvements Project Number: P.001964	1,295,000	3,210,437	1,215,005	172,537	1,679,773	143,122
School Choice Enhancement Project Number: P.002140	100,000	100,000	-	100,000	-	-
Meadowbrook Elementary School						
Building Envelope Improvements (Roof, Window, Ext Wall, etc.), Electrical Improvements, Fire Sprinklers, HVAC Improvements Project Number: P.002083	1,061,000	893,500	160,595	590,368	26,819	115,718
School Choice Enhancement Project Number: P.002487	100,000	100,000	-	62,290	29,359	8,351

* Project expenditures include, but are not limited to, construction costs, design costs, permitting costs, advertising costs during the planning and procurement phase, equipment, work orders, and Program Management fees.

This is a budget and expenditure activity report, and is not a construction status report.
The accompanying introduction and notes are an integral part of this report.



SMART Program Budget Activity Report

Financially Active Projects Detail Schedule

for Quarter Ended March 31, 2021



GOB Referendum Approved by Voters on 11/4/2014 - 76 Months Since Approval

School/ Project	Original Budget	Current Budget	Prior Years Expenditures	Commitments	Current Year Expenditures	Balance
Millennium 6-12 Collegiate Academy						
Art Room Renovation and Equipment, Building Envelope Improvements (Roof, Window, Ext Wall, etc.), Conversion of Existing Space to Music and/or Art Lab(s), Fire Alarm, HVAC Improvements Project Number: P.002046	2,935,000	2,935,000	383,718	113,062	92,872	2,345,348
Miramar High School						
Building Envelope Improvements (Roof, Window, Ext Wall, etc.), Conversion of Existing Space to Music and/or Art Lab(s), Electrical Improvements, Fire Alarm, Fire Sprinklers, HVAC Improvements, Media Center improvements, Music Room Renovation, STEM Lab imp Project Number: P.002003	11,007,000	11,007,000	1,448,965	316,792	385,109	8,856,134
Mirror Lake Elementary School						
Building Envelope Improvements (Roof, Window, Ext Wall, etc.), Fire Sprinklers, HVAC Improvements, Media Center improvements Project Number: P.002011	1,720,000	3,833,400	2,731,118	139,079	759,634	203,569
Monarch High School						
Building Envelope Improvements (Roof, Window, Ext Wall, etc.), HVAC Improvements Project Number: P.002148	2,224,000	2,224,000	99,125	172,819	216,289	1,735,767
Morrow Elementary School						
School Choice Enhancement Project Number: P.001925	100,000	100,000	78,821	-	-	21,179

* Project expenditures include, but are not limited to, construction costs, design costs, permitting costs, advertising costs during the planning and procurement phase, equipment, work orders, and Program Management fees.

This is a budget and expenditure activity report, and is not a construction status report.
The accompanying introduction and notes are an integral part of this report.



SMART Program Budget Activity Report

Financially Active Projects Detail Schedule

for Quarter Ended March 31, 2021



GOB Referendum Approved by Voters on 11/4/2014 - 76 Months Since Approval

School/ Project	Original Budget	Current Budget	Prior Years Expenditures	Commitments	Current Year Expenditures	Balance
New Renaissance Middle School						
Building Envelope Improvements (Roof, Window, Ext Wall, etc.), HVAC Improvements Project Number: P.002143	3,554,000	3,554,000	128,624	258,714	279,499	2,887,163
School Choice Enhancement Project Number: P.002365	100,000	100,000	17,216	37,750	-	45,034
New River Middle School						
Building Envelope Improvements (Roof, Window, Ext Wall, etc.), HVAC Improvements Project Number: P.001710	2,242,000	4,324,600	304,086	3,334,829	199,973	485,712
Nob Hill Elementary School						
Building Envelope Improvements (Roof, Window, Ext Wall, etc.), Electrical Improvements, Fire Alarm, Fire Sprinklers, HVAC Improvements, Media Center improvements Project Number: P.002112	1,859,000	1,859,000	207,221	41,467	59,479	1,550,833
School Choice Enhancement Project Number: P.002503	100,000	100,000	-	65,790	-	34,210
Norcrest Elementary School						
Building Envelope Improvements (Roof, Window, Ext Wall, etc.), HVAC Improvements, Media Center improvements Project Number: P.001969	2,110,000	3,182,500	387,184	637,257	1,895,461	262,598
North Andrews Gardens Elementary School						
Building Envelope Improvements (Roof, Window, Ext Wall, etc.), Fire Sprinklers, HVAC Improvements Project Number: P.001890	2,278,000	2,278,000	340,793	52,495	147,427	1,737,285

* Project expenditures include, but are not limited to, construction costs, design costs, permitting costs, advertising costs during the planning and procurement phase, equipment, work orders, and Program Management fees.

This is a budget and expenditure activity report, and is not a construction status report.
The accompanying introduction and notes are an integral part of this report.



SMART Program Budget Activity Report

Financially Active Projects Detail Schedule

for Quarter Ended March 31, 2021



GOB Referendum Approved by Voters on 11/4/2014 - 76 Months Since Approval

School/ Project	Original Budget	Current Budget	Prior Years Expenditures	Commitments	Current Year Expenditures	Balance
North Andrews Gardens Elementary School						
School Choice Enhancement Project Number: P.002375	100,000	100,000	79,364	3,285	11,998	5,353
North Fork Elementary School						
Building Envelope Improvements (Roof, Window, Ext Wall, etc.), Fire Sprinklers, HVAC Improvements Project Number: P.001849	1,933,000	1,933,000	295,029	47,287	59,205	1,531,479
School Choice Enhancement Project Number: P.002204	100,000	100,000	68,288	-	31,108	604
North Lauderdale Elementary School						
Building Envelope Improvements (Roof, Window, Ext Wall, etc.), Fire Alarm, Fire Sprinklers, HVAC Improvements, Media Center improvements Project Number: P.001903	1,436,000	2,529,350	216,572	52,196	41,027	2,219,555
School Choice Enhancement Project Number: P.001907	100,000	100,000	69,426	-	-	30,574
North Side Elementary School						
Building Envelope Improvements (Roof, Window, Ext Wall, etc.), HVAC Improvements Project Number: P.001992	1,696,000	3,465,430	1,520,811	1,395,489	380,859	168,271
Northeast High School						
ADA renovations related to educational adequacy, Electrical Improvements, Fire Alarm, Fire Sprinklers, HVAC Improvements, Re-Roofing, Safety / Security Upgrade, STEM Lab improvements Project Number: P.001684	14,426,000	25,132,440	2,884,076	18,137,276	2,811,503	1,299,585

* Project expenditures include, but are not limited to, construction costs, design costs, permitting costs, advertising costs during the planning and procurement phase, equipment, work orders, and Program Management fees.

This is a budget and expenditure activity report, and is not a construction status report.
The accompanying introduction and notes are an integral part of this report.



SMART Program Budget Activity Report

Financially Active Projects Detail Schedule

for Quarter Ended March 31, 2021



GOB Referendum Approved by Voters on 11/4/2014 - 76 Months Since Approval

School/ Project	Original Budget	Current Budget	Prior Years Expenditures	Commitments	Current Year Expenditures	Balance
Northeast High School						
School Choice Enhancement Project Number: P.001758	100,000	100,000	91,421	836	-	7,743
Demolition to Building 8, 9, 10, 11 and 27, Renovations to Building 12 Locker Rooms, Building 7 A/C for PE Locker Rooms, 24- Classroom New Addition Project Number: P.002301	-	17,840,962	1,011,819	495,363	276,370	16,057,410
Nova Blanche Forman Elementary School						
Building Envelope Improvements (Roof, Window, Ext Wall, etc.), HVAC Improvements Project Number: P.002149	1,748,000	1,748,000	299,557	89,519	69,361	1,289,563
Nova Dwight D Eisenhower Elementary School						
Building Envelope Improvements (Roof, Window, Ext Wall, etc.), Fire Alarm, Electrical Improvements, Media Center Improvements Project Number: P.002145	1,031,000	1,031,000	122,017	51,857	30,145	826,981
School Choice Enhancement Project Number: P.002459	100,000	100,000	23,360	11,875	19,491	45,274
Nova High School						
Art Room Renovation and Equipment, Building Envelope Improvements (Roof, Window, Ext Wall, etc.), Electrical Improvements, Fire Alarm, HVAC Improvements, Media Center improvements, Music Room Renovation, Safety / Security Upgrade, STEM Lab improvements Project Number: P.001817	19,833,000	31,826,745	13,195,749	11,512,433	5,718,503	1,400,060

* Project expenditures include, but are not limited to, construction costs, design costs, permitting costs, advertising costs during the planning and procurement phase, equipment, work orders, and Program Management fees.

This is a budget and expenditure activity report, and is not a construction status report.
The accompanying introduction and notes are an integral part of this report.



SMART Program Budget Activity Report

Financially Active Projects Detail Schedule

for Quarter Ended March 31, 2021



GOB Referendum Approved by Voters on 11/4/2014 - 76 Months Since Approval

School/ Project	Original Budget	Current Budget	Prior Years Expenditures	Commitments	Current Year Expenditures	Balance
Nova Middle School						
Art Room Renovation and Equipment, Building Envelope Improvements (Roof, Window, Ext Wall, etc.), Conversion of Existing Space to Music and/or Art Lab(s), HVAC Improvements Project Number: P.001898	2,602,000	6,639,300	374,796	93,862	144,626	6,026,016
Oakland Park Elementary School						
Building Envelope Improvements (Roof, Window, Ext Wall, etc.), Electrical Improvements, Fire Alarm, HVAC Improvements Project Number: P.001895	3,061,000	5,762,330	519,012	3,292,946	1,441,953	508,419
School Choice Enhancement Project Number: P.002007	100,000	100,000	88,199	-	-	11,801
Oakridge Elementary School						
Building Envelope Improvements (Roof, Window, Ext Wall, etc.), Fire Alarm, HVAC Improvements, Media Center improvements, Replacement of building 2 Project Number: P.001712	3,606,000	5,079,860	1,707,160	2,176,496	786,327	409,877
Olsen Middle School						
Building Envelope Improvements (Roof, Window, Ext Wall, etc.), Electrical Improvements, Fire Sprinklers, HVAC Improvements, Media Center improvements, Safety / Security Upgrade Project Number: P.001955	7,073,000	11,054,315	791,225	9,026,895	390,556	845,639

* Project expenditures include, but are not limited to, construction costs, design costs, permitting costs, advertising costs during the planning and procurement phase, equipment, work orders, and Program Management fees.

This is a budget and expenditure activity report, and is not a construction status report.
The accompanying introduction and notes are an integral part of this report.



SMART Program Budget Activity Report

Financially Active Projects Detail Schedule

for Quarter Ended March 31, 2021



GOB Referendum Approved by Voters on 11/4/2014 - 76 Months Since Approval

School/ Project	Original Budget	Current Budget	Prior Years Expenditures	Commitments	Current Year Expenditures	Balance
Oriole Elementary School						
ADA Restrooms, Building Envelope Improvements (Roof, Window, Ext Wall, etc.), Fire Alarm, Fire Sprinklers, HVAC Improvements, Media Center improvements Project Number: P.001970	3,176,000	3,176,000	478,795	148,573	94,420	2,454,212
Palm Cove Elementary School						
School Choice Enhancement Project Number: P.002420	100,000	100,000	48,030	-	-	51,970
Palmview Elementary School						
Building Envelope Improvements (Roof, Window, Ext Wall, etc.), Fire Sprinklers, HVAC Improvements, Media Center improvements Project Number: P.002084	3,952,000	3,952,000	481,260	130,801	128,726	3,211,213
Panther Run Elementary School						
Building Envelope Improvements (Roof, Window, Ext Wall, etc.), HVAC Improvements Project Number: P.002069	1,434,000	3,562,970	155,842	487,341	2,617,817	301,970
School Choice Enhancement Project Number: P.002354	100,000	100,000	56,007	4,355	34,290	5,348
Park Lakes Elementary School						
Art Room Renovation and Equipment, Building Envelope Improvements (Roof, Window, Ext Wall, etc.), Conversion of Existing Space to Music and/or Art Lab(s), Fire Sprinklers, Music Room Renovation Project Number: P.001988	774,000	774,000	111,266	202,155	355,003	105,576

* Project expenditures include, but are not limited to, construction costs, design costs, permitting costs, advertising costs during the planning and procurement phase, equipment, work orders, and Program Management fees.

This is a budget and expenditure activity report, and is not a construction status report.
The accompanying introduction and notes are an integral part of this report.



SMART Program Budget Activity Report

Financially Active Projects Detail Schedule

for Quarter Ended March 31, 2021



GOB Referendum Approved by Voters on 11/4/2014 - 76 Months Since Approval

School/ Project	Original Budget	Current Budget	Prior Years Expenditures	Commitments	Current Year Expenditures	Balance
Park Ridge Elementary School						
Building Envelope Improvements (Roof, Window, Ext Wall, etc.), Fire Alarm, HVAC Improvements, Media Center improvements Project Number: P.001844	2,184,000	3,502,309	328,918	61,210	78,838	3,033,343
School Choice Enhancement Project Number: P.002455	100,000	100,000	-	-	87,077	12,923
Park Springs Elementary School						
Building Envelope Improvements (Roof, Window, Ext Wall, etc.), Conversion of Existing Space to Music and/or Art Lab(s), Fire Sprinklers and Fire Alarm, HVAC Improvements, Music Room Renovation Project Number: P.002062	5,021,000	5,021,000	562,502	205,813	173,904	4,078,781
Park Trails Elementary School						
Art Room Renovation and Equipment, Building Envelope Improvements (Roof, Window, Ext Wall, etc.), Conversion of Existing Space to Music and/or Art Lab(s), Fire Alarm, HVAC Improvements, Music Room Renovation Project Number: P.002116	2,314,000	3,584,690	196,104	2,637,174	174,011	577,401
Parkside Elementary School						
Building Envelope Improvements (Roof, Window, Ext Wall, etc.), HVAC Improvements Project Number: P.002082	846,000	846,000	127,081	37,223	49,956	631,740
School Choice Enhancement Project Number: P.002478	100,000	100,000	-	40,559	3,589	55,852

* Project expenditures include, but are not limited to, construction costs, design costs, permitting costs, advertising costs during the planning and procurement phase, equipment, work orders, and Program Management fees.

This is a budget and expenditure activity report, and is not a construction status report.
The accompanying introduction and notes are an integral part of this report.



SMART Program Budget Activity Report

Financially Active Projects Detail Schedule

for Quarter Ended March 31, 2021



GOB Referendum Approved by Voters on 11/4/2014 - 76 Months Since Approval

School/ Project	Original Budget	Current Budget	Prior Years Expenditures	Commitments	Current Year Expenditures	Balance
Parkway Middle School						
Fire Sprinklers, HVAC Improvements, Media Center improvements Project Number: P.001807	3,166,640	3,166,640	424,636	92,947	169,634	2,479,423
School Choice Enhancement Project Number: P.002477	100,000	100,000	-	7,850	89,050	3,100
Pasadena Lakes Elementary School						
Building Envelope Improvements (Roof, Window, Ext Wall, etc.), Fire Sprinklers, HVAC Improvements, Media Center improvements Project Number: P.001634	4,023,000	4,023,000	603,998	668,230	228,881	2,521,891
Pembroke Lakes Elementary School						
Building Envelope Improvements (Roof, Window, Ext Wall, etc.), Fire Alarm, HVAC Improvements, Media Center improvements Project Number: P.001842	2,554,000	4,861,900	362,044	3,778,194	103,693	617,969
Pembroke Pines Elementary School						
Building Envelope Improvements (Roof, Window, Ext Wall, etc.), Electrical Improvements, HVAC Improvements, Media Center improvements, Safety / Security Upgrade Project Number: P.001864	3,909,000	5,084,000	705,800	3,754,113	169,526	454,561
Perry, Annabel C. Elementary School						
Building Envelope Improvements (Roof, Window, Ext Wall, etc.), Electrical Improvements, Fire Alarm, Fire Sprinklers, HVAC Improvements Project Number: P.001728	3,065,000	5,015,037	4,423,444	66,971	258,663	265,959

* Project expenditures include, but are not limited to, construction costs, design costs, permitting costs, advertising costs during the planning and procurement phase, equipment, work orders, and Program Management fees.

This is a budget and expenditure activity report, and is not a construction status report.
The accompanying introduction and notes are an integral part of this report.



SMART Program Budget Activity Report

Financially Active Projects Detail Schedule

for Quarter Ended March 31, 2021



GOB Referendum Approved by Voters on 11/4/2014 - 76 Months Since Approval

School/ Project	Original Budget	Current Budget	Prior Years Expenditures	Commitments	Current Year Expenditures	Balance
Peters Elementary School						
Building Envelope Improvements (Roof, Window, Ext Wall, etc.), Fire Alarm, Fire Sprinklers, HVAC Improvements, Media Center improvements Project Number: P.002041	3,038,000	3,038,000	445,820	73,887	71,747	2,446,546
Pines Lakes Elementary School						
Building Envelope Improvements (Roof, Window, Ext Wall, etc.), Fire Sprinklers, HVAC Improvements, Media Center improvements Project Number: P.002004	1,483,000	1,725,000	209,325	1,302,055	47,351	166,269
School Choice Enhancement Project Number: P.002266	100,000	100,000	42,588	-	-	57,412
Pines Middle School						
Building Envelope Improvements (Roof, Window, Ext Wall, etc.), HVAC Improvements Project Number: P.002130	395,000	701,730	41,460	595,997	8,723	55,550
Pinewood Elementary School						
Building Envelope Improvements (Roof, Window, Ext Wall, etc.), Fire Sprinklers, HVAC Improvements, Media Center improvements Project Number: P.001949	1,908,000	4,306,000	1,772,700	75,820	523,153	1,934,327

* Project expenditures include, but are not limited to, construction costs, design costs, permitting costs, advertising costs during the planning and procurement phase, equipment, work orders, and Program Management fees.

This is a budget and expenditure activity report, and is not a construction status report.
The accompanying introduction and notes are an integral part of this report.



SMART Program Budget Activity Report

Financially Active Projects Detail Schedule

for Quarter Ended March 31, 2021



GOB Referendum Approved by Voters on 11/4/2014 - 76 Months Since Approval

School/ Project	Original Budget	Current Budget	Prior Years Expenditures	Commitments	Current Year Expenditures	Balance
Pioneer Middle School						
Building Envelope Improvements (Roof, Window, Ext Wall, etc.), Fire Sprinkler Protection. Upgrade lighting to T8 and Emergency Lighting, HVAC Improvements, Media Center improvements, Safety / Security Upgrade Project Number: P.001793	8,298,000	11,765,193	7,555,907	547,152	2,849,496	812,638
Piper High School						
Building Envelope Improvements (Roof, Window, Ext Wall, etc.), Electrical Improvements, Fire Sprinklers, HVAC Improvements, Media Center improvements, Safety / Security Upgrade, STEM Lab improvements Project Number: P.001744	14,921,000	20,491,400	3,556,266	7,662,405	7,711,793	1,560,936
Plantation High School						
Building Envelope Improvements (Roof, Window, Ext Wall, etc.), Fire Sprinklers, HVAC Improvements, Media Center improvements, Replace Building 2, Safety / Security Upgrade, STEM Lab improvements Project Number: P.001916	14,949,000	14,949,000	1,452,965	357,384	354,227	12,784,424
Plantation Middle School						
Building Envelope Improvements (Roof, Window, Ext Wall, etc.), Electrical Improvements, Fire Sprinklers, HVAC Improvements, Media Center improvements Project Number: P.001729	3,448,000	6,636,300	520,179	5,292,289	234,698	589,134

* Project expenditures include, but are not limited to, construction costs, design costs, permitting costs, advertising costs during the planning and procurement phase, equipment, work orders, and Program Management fees.

This is a budget and expenditure activity report, and is not a construction status report.
The accompanying introduction and notes are an integral part of this report.



SMART Program Budget Activity Report

Financially Active Projects Detail Schedule

for Quarter Ended March 31, 2021



GOB Referendum Approved by Voters on 11/4/2014 - 76 Months Since Approval

School/ Project	Original Budget	Current Budget	Prior Years Expenditures	Commitments	Current Year Expenditures	Balance
Plantation Park Elementary School						
Building Envelope Improvements (Roof, Window, Ext Wall, etc.), Fire Alarm, HVAC Improvements, Media Center improvements Project Number: P.002136	1,983,000	1,983,000	171,573	91,018	77,815	1,642,594
School Choice Enhancement Project Number: P.002377	100,000	100,000	25,238	3,810	34,835	36,117
Pompano Beach Elementary School						
Building Envelope Improvements (Roof, Window, Ext Wall, etc.), Electrical Improvements, Fire Alarm, Fire Sprinklers, HVAC Improvements, Replacement of building 3 Project Number: P.001713	5,224,000	6,614,551	5,448,506	155,208	304,926	705,911
Pompano Beach High School						
Art Room Renovation and Equipment, Building Envelope Improvements (Roof, Window, Ext Wall, etc.), Conversion of Existing Space to Music and/or Art Lab(s), Fire Sprinklers, HVAC Improvements Project Number: P.002091	2,644,000	2,644,000	279,165	133,675	81,499	2,149,661
Pompano Beach Middle School						
Building Envelope Improvements (Roof, Window, Ext Wall, etc.), Fire Alarm, Fire Sprinklers, HVAC Improvements, Install new SBS Modified roof and accessories to replace roofing existing on Buildings 1, 2, 3, 5 and 8 including canopies, etc., Media Center i Project Number: P.001721	8,084,000	12,871,180	6,489,968	3,005,728	2,400,532	974,952

* Project expenditures include, but are not limited to, construction costs, design costs, permitting costs, advertising costs during the planning and procurement phase, equipment, work orders, and Program Management fees.

This is a budget and expenditure activity report, and is not a construction status report.
The accompanying introduction and notes are an integral part of this report.



SMART Program Budget Activity Report

Financially Active Projects Detail Schedule

for Quarter Ended March 31, 2021



GOB Referendum Approved by Voters on 11/4/2014 - 76 Months Since Approval

School/ Project	Original Budget	Current Budget	Prior Years Expenditures	Commitments	Current Year Expenditures	Balance
Quiet Waters Elementary School						
Art Room Renovation and Equipment, Building Envelope Improvements (Roof, Window, Ext Wall, etc.), Conversion of Existing Space to Music and/or Art Lab(s), Fire Sprinklers, HVAC Improvements, Music Room Renovation Project Number: P.001754	4,621,000	6,197,000	3,082,796	1,291,630	1,204,965	617,609
School Choice Enhancement Project Number: P.002229	100,000	100,000	68,908	-	22,236	8,856
Ramblewood Elementary School						
Building Envelope Improvements (Roof, Window, Ext Wall, etc.), Fire Sprinklers, HVAC Improvements, Media Center improvements, PE/Athletic Improvements Project Number: P.001725	2,860,000	4,213,158	1,459,719	735,873	1,755,345	262,221
School Choice Enhancement Project Number: P.002168	100,000	100,000	74,299	-	25,698	3
Ramblewood Middle School						
Building Envelope Improvements (Roof, Window, Ext Wall, etc.), Electrical Improvements, Fire Sprinklers, HVAC Improvements, Media Center improvements, Safety / Security Upgrade Project Number: P.001867	4,544,000	6,878,241	648,572	4,641,280	879,034	709,355

* Project expenditures include, but are not limited to, construction costs, design costs, permitting costs, advertising costs during the planning and procurement phase, equipment, work orders, and Program Management fees.

This is a budget and expenditure activity report, and is not a construction status report.
The accompanying introduction and notes are an integral part of this report.



SMART Program Budget Activity Report

Financially Active Projects Detail Schedule

for Quarter Ended March 31, 2021



GOB Referendum Approved by Voters on 11/4/2014 - 76 Months Since Approval

School/ Project	Original Budget	Current Budget	Prior Years Expenditures	Commitments	Current Year Expenditures	Balance
Rickards, James S. Middle School						
Building Envelope Improvements (Roof, Window, Ext Wall, etc.), Electrical Improvements, Fire Alarm, Fire Sprinklers, HVAC Improvements, Media Center improvements, Safety / Security Upgrade Project Number: P.001743	5,242,000	10,691,080	3,738,848	1,790,783	4,647,929	513,520
Riverglades Elementary School						
Building Envelope Improvements (Roof, Window, Ext Wall, etc.), Fire Alarm, Fire Sprinklers, HVAC Improvements Project Number: P.001866	2,670,000	3,118,177	413,849	1,818,300	547,960	338,068
Riverland Elementary School						
Building Envelope Improvements (Roof, Window, Ext Wall, etc.), HVAC Improvements Project Number: P.001987	1,506,000	4,057,192	1,233,342	409,922	1,982,087	431,841
School Choice Enhancement Project Number: P.002372	100,000	100,000	50,342	49,579	-	79
Riverside Elementary School						
Building Envelope Improvements (Roof, Window, Ext Wall, etc.), Fire Alarm, Fire Sprinklers, HVAC Improvements, Media Center improvements Project Number: P.002039	1,500,000	1,500,000	228,184	128,745	52,847	1,090,224
School Choice Enhancement Project Number: P.002369	100,000	100,000	12,036	55,646	545	31,773

* Project expenditures include, but are not limited to, construction costs, design costs, permitting costs, advertising costs during the planning and procurement phase, equipment, work orders, and Program Management fees.

This is a budget and expenditure activity report, and is not a construction status report.
The accompanying introduction and notes are an integral part of this report.



SMART Program Budget Activity Report

Financially Active Projects Detail Schedule

for Quarter Ended March 31, 2021



GOB Referendum Approved by Voters on 11/4/2014 - 76 Months Since Approval

School/ Project	Original Budget	Current Budget	Prior Years Expenditures	Commitments	Current Year Expenditures	Balance
Rock Island Elementary School						
Building Envelope Improvements (Roof, Window, Ext Wall, etc.), HVAC Improvements Project Number: P.001950	1,234,000	2,306,944	1,301,048	121,779	610,349	273,768
Royal Palm Elementary School						
Building Envelope Improvements (Roof, Window, Ext Wall, etc.), Fire Alarm, Fire Sprinklers, HVAC Improvements, Media Center improvements Project Number: P.001896	3,633,000	7,908,900	560,264	3,663,923	3,051,506	633,207
Sanders Park Elementary School						
Building Envelope Improvements (Roof, Window, Ext Wall, etc.), Fire Alarm, Fire Sprinklers, HVAC Improvements, Media Center improvements Project Number: P.002132	4,773,000	4,773,000	419,587	159,290	153,076	4,041,047
Sandpiper Elementary School						
Fire Alarm, HVAC Improvements Project Number: P.001924	469,000	921,942	510,024	29,667	331,237	51,014
Sawgrass Elementary School						
Building Envelope Improvements (Roof, Window, Ext Wall, etc.), Electrical Improvements, Fire Alarm, Fire Sprinklers, HVAC Improvements Project Number: P.002127	2,646,000	2,646,000	259,930	102,484	131,818	2,151,768
Sawgrass Springs Middle School						
ADA Restroom, Building Envelope Improvements (Roof, Window, Ext Wall, etc.), Fire Alarm, Fire Sprinklers, HVAC Improvements Project Number: P.001841	6,556,975	6,556,975	1,271,506	120,559	-	5,164,910

* Project expenditures include, but are not limited to, construction costs, design costs, permitting costs, advertising costs during the planning and procurement phase, equipment, work orders, and Program Management fees.

This is a budget and expenditure activity report, and is not a construction status report.
The accompanying introduction and notes are an integral part of this report.



SMART Program Budget Activity Report

Financially Active Projects Detail Schedule

for Quarter Ended March 31, 2021



GOB Referendum Approved by Voters on 11/4/2014 - 76 Months Since Approval

School/ Project	Original Budget	Current Budget	Prior Years Expenditures	Commitments	Current Year Expenditures	Balance
Sea Castle Elementary School						
ADA Stage Lift, Building Envelope Improvements (Roof, Window, Ext Wall, etc.), Fire Alarm, HVAC Improvements Project Number: P.001632	2,810,975	4,319,154	1,389,202	711,108	1,917,667	301,177
Seagull Alternative High School						
Building Envelope Improvements (Roof, Window, Ext Wall, etc.), Fire Alarm, Fire Sprinklers, HVAC Improvements Project Number: P.001951	1,324,000	2,455,082	629,514	691,528	786,849	347,191
Seminole Middle School						
Building Envelope Improvements (Roof, Window, Ext Wall, etc.), Fire Alarm, Fire Sprinklers, HVAC Improvements, Media Center improvements Project Number: P.002047	4,619,000	4,619,000	593,102	117,497	276,141	3,632,260
Sheridan Hills Elementary School						
Building Envelope Improvements (Roof, Window, Ext Wall, etc.), Electrical Improvements, Fire Alarm, Fire Sprinklers, HVAC Improvements, Media Center improvements, Safety / Security Upgrade, Safety / Ventilation Project Number: P.001636	3,291,764	3,291,764	610,593	75,901	-	2,605,270
Sheridan Park Elementary School						
Building Envelope Improvements (Roof, Window, Ext Wall, etc.), Electrical Improvements, Fire Alarm, HVAC Improvements, Media Center improvements, Safety / Security Upgrade Project Number: P.002071	3,115,000	3,115,000	302,100	151,470	123,169	2,538,261

* Project expenditures include, but are not limited to, construction costs, design costs, permitting costs, advertising costs during the planning and procurement phase, equipment, work orders, and Program Management fees.

This is a budget and expenditure activity report, and is not a construction status report.
The accompanying introduction and notes are an integral part of this report.



SMART Program Budget Activity Report

Financially Active Projects Detail Schedule

for Quarter Ended March 31, 2021



GOB Referendum Approved by Voters on 11/4/2014 - 76 Months Since Approval

School/ Project	Original Budget	Current Budget	Prior Years Expenditures	Commitments	Current Year Expenditures	Balance
Sheridan Technical Center						
Building Envelope Improvements (Roof, Window, Ext Wall, etc.), Electrical Improvements, Fire Alarm, Fire Sprinklers, HVAC Improvements, Media Center improvements Project Number: P.002060	7,770,000	7,770,000	1,096,520	309,770	309,596	6,054,114
Sheridan Technical High School						
Building Envelope Improvements (Roof, Window, Ext Wall, etc.), HVAC Improvements Project Number: P.002128	2,070,000	2,070,000	35,532	435,377	114,692	1,484,399
Silver Lakes Middle School						
Building Envelope Improvements (Roof, Window, Ext Wall, etc.), Fire Sprinklers, Media Center improvements Project Number: P.002144	2,150,000	2,150,000	93,167	180,417	173,014	1,703,402
School Choice Enhancement Project Number: P.002504	100,000	100,000	-	50,514	-	49,486
Silver Palms Elementary School						
Building Envelope Improvements (Roof, Window, Ext Wall, etc.), PE/Athletic Improvements Project Number: P.002146	1,343,000	1,343,000	131,982	66,772	83,593	1,060,653
School Choice Enhancement Project Number: P.002376	100,000	100,000	-	31,650	15,000	53,350
Silver Ridge Elementary School						
Building Envelope Improvements (Roof, Window, Ext Wall, etc.), HVAC Improvements Project Number: P.001984	1,958,000	3,032,700	2,015,421	133,383	736,832	147,064

* Project expenditures include, but are not limited to, construction costs, design costs, permitting costs, advertising costs during the planning and procurement phase, equipment, work orders, and Program Management fees.

This is a budget and expenditure activity report, and is not a construction status report.
The accompanying introduction and notes are an integral part of this report.



SMART Program Budget Activity Report

Financially Active Projects Detail Schedule

for Quarter Ended March 31, 2021



GOB Referendum Approved by Voters on 11/4/2014 - 76 Months Since Approval

School/ Project	Original Budget	Current Budget	Prior Years Expenditures	Commitments	Current Year Expenditures	Balance
Silver Trail Middle School						
HVAC Improvements, Re-roofing of existing Buildings #1 and #2 etc. Project Number: P.001406	5,027,000	6,203,150	4,596,300	135,096	1,426,380	45,374
South Broward High School						
ADA renovations related to educational adequacy, Building Envelope Improvements (Roof, Window, Ext Wall, etc.), Electrical Improvements, Fire Sprinklers, HVAC Improvements, Safety / Security Upgrade, STEM Lab improvements Project Number: P.001838	5,952,000	10,765,100	1,216,541	8,349,451	222,118	976,990
South Plantation High School						
Building Envelope Improvements (Roof, Window, Ext Wall, etc.), Electrical Improvements, Fire Sprinklers, HVAC Improvements, Media Center improvements, STEM Lab improvements Project Number: P.002090	4,397,000	4,397,000	568,332	1,648,086	165,784	2,014,798
School Choice Enhancement Project Number: P.002490	100,000	100,000	-	16,523	4,266	79,211
Stephen Foster Elementary School						
Building Envelope Improvements (Roof, Window, Ext Wall, etc.), Fire Alarm, HVAC Improvements, Media Center improvements Project Number: P.002067	2,339,000	5,517,497	208,329	101,867	118,321	5,088,980
Stirling Elementary School						
Building Envelope Improvements (Roof, Window, Ext Wall, etc.), HVAC Improvements Project Number: P.001905	2,221,000	4,376,295	476,077	3,464,964	108,443	326,811

* Project expenditures include, but are not limited to, construction costs, design costs, permitting costs, advertising costs during the planning and procurement phase, equipment, work orders, and Program Management fees.

This is a budget and expenditure activity report, and is not a construction status report.
The accompanying introduction and notes are an integral part of this report.



SMART Program Budget Activity Report

Financially Active Projects Detail Schedule

for Quarter Ended March 31, 2021



GOB Referendum Approved by Voters on 11/4/2014 - 76 Months Since Approval

School/ Project	Original Budget	Current Budget	Prior Years Expenditures	Commitments	Current Year Expenditures	Balance
Stoneman Douglas High School						
Art Room Renovation and Equipment, Building Envelope Improvements (Roof, Window, Ext Wall, etc.), HVAC Improvements, Install Fire Alarm, Music Room Renovation Project Number: P.000817	10,107,805	10,107,805	1,211,976	316,069	321,468	8,258,292
Stranahan High School						
Electrical Improvements, Fire Alarm, Fire Sprinklers, HVAC Improvements, Media Center improvements, Replace non ADA compliant concrete ramps and install aluminum canopies, Roof and loggias replacement, STEM Lab improvements Project Number: P.001683	16,726,000	29,031,577	11,986,876	7,409,957	7,192,458	2,442,286
School Choice Enhancement Project Number: P.001700	100,000	100,000	94,350	2,107	-	3,543
Sunland Park Academy						
Building Envelope Improvements (Roof, Window, Ext Wall, etc.), Fire Alarm Project Number: P.001939	498,000	1,379,100	1,021,201	101,856	96,290	159,753
Sunrise Middle School						
Building Envelope Improvements (Roof, Window, Ext Wall, etc.), Electrical Improvements, Fire Sprinklers, HVAC Improvements, Safety / Security Upgrade Project Number: P.001819	2,706,000	6,656,050	1,282,303	248,861	4,655,167	469,719

* Project expenditures include, but are not limited to, construction costs, design costs, permitting costs, advertising costs during the planning and procurement phase, equipment, work orders, and Program Management fees.

This is a budget and expenditure activity report, and is not a construction status report.
The accompanying introduction and notes are an integral part of this report.



SMART Program Budget Activity Report

Financially Active Projects Detail Schedule

for Quarter Ended March 31, 2021



GOB Referendum Approved by Voters on 11/4/2014 - 76 Months Since Approval

School/ Project	Original Budget	Current Budget	Prior Years Expenditures	Commitments	Current Year Expenditures	Balance
Sunshine Elementary School						
Building Envelope Improvements (Roof, Window, Ext Wall, etc.), Fire Alarm, Fire Sprinklers, HVAC Improvements Project Number: P.002079	1,166,000	1,166,000	179,461	76,187	50,054	860,298
School Choice Enhancement Project Number: P.002370	100,000	100,000	78,391	8,550	-	13,059
Tamarac Elementary School						
Building Envelope Improvements (Roof, Window, Ext Wall, etc.), Fire Sprinklers, HVAC Improvements Project Number: P.001724	3,191,000	2,463,657	1,497,835	606,794	47,214	311,814
Taravella, J.P. High School						
Building Envelope Improvements (Roof, Window, Ext Wall, etc.), Fire Sprinklers, HVAC Improvements, Media Center improvements, Safety / Security Upgrade, STEM Lab improvements Project Number: P.001942	10,990,000	15,699,000	1,398,660	9,312,662	3,618,676	1,369,002
School Choice Enhancement Project Number: P.002237	100,000	100,000	89,427	-	-	10,573
Technology and Support Services Center (TSSC)						
Technology and Support Services Infrastructure Project Number: 985885005	11,000,000	11,000,000	10,111,662	59,119	817,114	12,105

* Project expenditures include, but are not limited to, construction costs, design costs, permitting costs, advertising costs during the planning and procurement phase, equipment, work orders, and Program Management fees.

This is a budget and expenditure activity report, and is not a construction status report.
The accompanying introduction and notes are an integral part of this report.



SMART Program Budget Activity Report

Financially Active Projects Detail Schedule

for Quarter Ended March 31, 2021



GOB Referendum Approved by Voters on 11/4/2014 - 76 Months Since Approval

School/ Project	Original Budget	Current Budget	Prior Years Expenditures	Commitments	Current Year Expenditures	Balance
Tedder Elementary School						
Building Envelope Improvements (Roof, Window, Ext Wall, etc.), Fire Alarm, Fire Sprinklers, HVAC Improvements, PE/Athletic Improvements Project Number: P.001808	3,188,000	4,215,616	436,335	3,186,317	6,464	586,500
Tequesta Trace Middle School						
Building Envelope Improvements (Roof, Window, Ext Wall, etc.), Electrical Improvements, Fire Alarm, Fire Sprinklers, HVAC Improvements Project Number: P.002042	3,291,000	3,291,000	461,134	198,103	110,135	2,521,628
School Choice Enhancement Project Number: P.002491	100,000	100,000	-	34,583	52,303	13,114
The Quest Center						
Electrical Improvements, Fire Alarm, HVAC Improvements, Safety / Security Upgrade Project Number: P.001892	1,688,000	1,688,000	1,419,344	242,638	26,018	-
School Choice Enhancement Project Number: P.001908	100,000	100,000	84,000	-	-	16,000
Thurgood Marshall Elementary School						
ADA Restrooms, Building Envelope Improvements (Roof, Window, Ext Wall, etc.), HVAC Improvements Project Number: P.001674	1,999,736	4,426,433	267,099	66,551	101,498	3,991,285

* Project expenditures include, but are not limited to, construction costs, design costs, permitting costs, advertising costs during the planning and procurement phase, equipment, work orders, and Program Management fees.

This is a budget and expenditure activity report, and is not a construction status report.
The accompanying introduction and notes are an integral part of this report.



SMART Program Budget Activity Report

Financially Active Projects Detail Schedule

for Quarter Ended March 31, 2021



GOB Referendum Approved by Voters on 11/4/2014 - 76 Months Since Approval

School/ Project	Original Budget	Current Budget	Prior Years Expenditures	Commitments	Current Year Expenditures	Balance
Tradewinds Elementary School						
Building Envelope Improvements (Roof, Window, Ext Wall, etc.), Conversion of Existing Space to Music and/or Art Lab(s), HVAC Improvements, Music Room Renovation, PE/Athletic Improvements Project Number: P.002129	1,711,000	3,843,900	147,688	873,708	2,377,199	445,305
School Choice Enhancement Project Number: P.002390	100,000	100,000	4,168	89,829	3,617	2,386
Tropical Elementary School						
Building Envelope Improvements (Roof, Window, Ext Wall, etc.), Conversion of Existing Space to Music and/or Art Lab(s), Fire Alarm, Fire Sprinklers, HVAC Improvements, Media Center improvements Project Number: P.001904	912,000	912,000	138,345	39,085	36,545	698,025
Village Elementary School						
Fire Alarm, Fire Sprinklers, HVAC Improvements, Media Center improvements Project Number: P.001952	1,003,000	1,336,189	156,549	20,685	-	1,158,955
Walker Elementary School						
Building Envelope Improvements (Roof, Window, Ext Wall, etc.), Fire Alarm, HVAC Improvements Project Number: P.001938	1,591,000	3,428,090	689,262	1,499,109	945,748	293,971
Watkins Elementary School						
Building Envelope Improvements (Roof, Window, Ext Wall, etc.), Fire Sprinklers Project Number: P.002074	921,000	3,035,840	135,384	2,580,703	26,718	293,035

* Project expenditures include, but are not limited to, construction costs, design costs, permitting costs, advertising costs during the planning and procurement phase, equipment, work orders, and Program Management fees.

This is a budget and expenditure activity report, and is not a construction status report.
The accompanying introduction and notes are an integral part of this report.



SMART Program Budget Activity Report

Financially Active Projects Detail Schedule

for Quarter Ended March 31, 2021



GOB Referendum Approved by Voters on 11/4/2014 - 76 Months Since Approval

School/ Project	Original Budget	Current Budget	Prior Years Expenditures	Commitments	Current Year Expenditures	Balance
Watkins Elementary School						
School Choice Enhancement Project Number: P.002411	100,000	100,000	14,579	39,345	-	46,076
Welleby Elementary School						
Building Envelope Improvements (Roof, Window, Ext Wall, etc.), Electrical Improvements, Fire Alarm, Fire Sprinklers, HVAC Improvements Project Number: P.002114	2,775,000	2,775,000	273,418	87,863	57,209	2,356,510
School Choice Enhancement Project Number: P.002421	100,000	100,000	79,786	-	-	20,214
West Broward High School						
HVAC Improvements Project Number: P.002087	438,000	438,000	15,805	33,125	23,623	365,447
West Hollywood Elementary School						
Building Envelope Improvements (Roof, Window, Ext Wall, etc.), Fire Alarm, HVAC Improvements Project Number: P.001794	2,679,000	3,910,160	2,991,570	97,392	489,924	331,274
Westchester Elementary School						
School Choice Enhancement Project Number: P.001705	100,000	100,000	80,998	-	-	19,002
ADA Restrooms, Replace Fire Alarm, Drainage Improvements, Building Envelope Improvements (Roof, Window, Ext Wall, etc.), Electrical Improvements, Fire Sprinklers, HVAC Improvements, Media Center improvements Project Number: P.001823	3,545,142	2,998,000	590,355	1,129,257	962,029	316,359

* Project expenditures include, but are not limited to, construction costs, design costs, permitting costs, advertising costs during the planning and procurement phase, equipment, work orders, and Program Management fees.

This is a budget and expenditure activity report, and is not a construction status report.
The accompanying introduction and notes are an integral part of this report.



SMART Program Budget Activity Report

Financially Active Projects Detail Schedule

for Quarter Ended March 31, 2021



GOB Referendum Approved by Voters on 11/4/2014 - 76 Months Since Approval

School/ Project	Original Budget	Current Budget	Prior Years Expenditures	Commitments	Current Year Expenditures	Balance
Western High School						
Building Envelope Improvements (Roof, Window, Ext Wall, etc.), Electrical Improvements, HVAC Improvements, Media Center improvements, Safety / Security Upgrade, STEM Lab improvements Project Number: P.001967	4,226,000	4,226,000	1,748,270	329,943	219,257	1,928,530
Westglades Middle School						
Building Envelope Improvements (Roof, Window, Ext Wall, etc.) Project Number: P.002131	2,837,000	2,837,000	247,428	127,300	55,908	2,406,364
Westpine Middle School						
Building Envelope Improvements (Roof, Window, Ext Wall, etc.), Fire Sprinklers, HVAC Improvements Project Number: P.002043	2,285,000	4,615,500	306,920	3,653,868	214,485	440,227
Whiddon-Rogers Education Center						
Building Envelope Improvements (Roof, Window, Ext Wall, etc.), Fire Alarm, HVAC Improvements, Media Center improvements, Replacement of building 10, Replacement of building 11, Replacement of building 12, Replacement of building 13 Project Number: P.001711	5,326,000	5,326,000	745,769	106,246	597	4,473,388
Whispering Pines Education Center						
School Choice - SMART Project Number: 175285008	100,000	100,000	85,037	-	-	14,963

* Project expenditures include, but are not limited to, construction costs, design costs, permitting costs, advertising costs during the planning and procurement phase, equipment, work orders, and Program Management fees.

This is a budget and expenditure activity report, and is not a construction status report.
The accompanying introduction and notes are an integral part of this report.



SMART Program Budget Activity Report

Financially Active Projects Detail Schedule

for Quarter Ended March 31, 2021



GOB Referendum Approved by Voters on 11/4/2014 - 76 Months Since Approval

School/ Project	Original Budget	Current Budget	Prior Years Expenditures	Commitments	Current Year Expenditures	Balance
Whispering Pines Education Center						
Building Envelope Improvements (Roof, Window, Ext Wall, etc.), Fire Alarm, Fire Sprinklers, HVAC Improvements Project Number: P.002089	2,100,000	2,100,000	233,225	62,950	136,793	1,667,032
Wilton Manors Elementary School						
Building Envelope Improvements (Roof, Window, Ext Wall, etc.), Fire Alarm, HVAC Improvements Project Number: P.001917	3,438,000	3,438,000	751,687	78,728	248,757	2,358,828
School Choice Enhancement Project Number: P.002451	100,000	100,000	12,218	3,613	54,899	29,270
Wingate Oaks Center						
Building Envelope Improvements (Roof, Window, Ext Wall, etc.), Fire Alarm, Media Center improvements, Replacement of HVAC equipment in buildings 1,2,4,5. Project Number: P.001741	2,558,000	6,058,217	538,849	46,797	167	5,472,404
School Choice Enhancement Project Number: P.001929	100,000	100,000	65,624	2,435	9,496	22,445
Winston Park Elementary School						
Art Room Renovation and Equipment, Building Envelope Improvements (Roof, Window, Ext Wall, etc.), Conversion of Existing Space to Music and/or Art Lab(s), Fire Sprinklers, HVAC Improvements, Music Room Renovation Project Number: P.001981	2,681,000	2,344,600	567,602	1,224,940	193,715	358,343

* Project expenditures include, but are not limited to, construction costs, design costs, permitting costs, advertising costs during the planning and procurement phase, equipment, work orders, and Program Management fees.

This is a budget and expenditure activity report, and is not a construction status report.
The accompanying introduction and notes are an integral part of this report.



SMART Program Budget Activity Report

Financially Active Projects Detail Schedule

for Quarter Ended March 31, 2021



GOB Referendum Approved by Voters on 11/4/2014 - 76 Months Since Approval

School/ Project	Original Budget	Current Budget	Prior Years Expenditures	Commitments	Current Year Expenditures	Balance
Young, Virginia Shuman Elementary School						
Building Envelope Improvements (Roof, Window, Ext Wall, etc.), Fire Alarm, HVAC Improvements Project Number: P.002000	1,724,000	4,628,230	247,814	3,879,894	80,322	420,200
Young, Walter C. Middle School						
Building Envelope Improvements (Roof, Window, Ext Wall, etc.), HVAC Improvements, Media Center improvements, Replacement of building 1 Project Number: P.002010	9,213,000	9,213,000	1,307,110	317,592	71,910	7,516,388

* Project expenditures include, but are not limited to, construction costs, design costs, permitting costs, advertising costs during the planning and procurement phase, equipment, work orders, and Program Management fees.

This is a budget and expenditure activity report, and is not a construction status report.
The accompanying introduction and notes are an integral part of this report.



SMART Program Budget Activity Report

Financially Active Projects Detail Schedule

for Quarter Ended March 31, 2021



GOB Referendum Approved by Voters on 11/4/2014 - 76 Months Since Approval

	Original Budget	Current Budget	Prior Years Expenditures	Commitments	Current Year Expenditures	Balance
Projects Totals	\$814,050,534	\$1,129,502,267	\$259,450,113	\$329,683,794	\$164,054,772	\$376,313,588
(Less) DEFP	\$16,628,130	\$16,628,130	\$3,936,398	\$3,015,111	\$2,263,139	\$7,413,482
SMART	\$797,422,404	\$1,112,874,137	\$255,513,715	\$326,668,683	\$161,791,633	\$368,900,106

* Project expenditures include, but are not limited to, construction costs, design costs, permitting costs, advertising costs during the planning and procurement phase, equipment, work orders, and Program Management fees.

This is a budget and expenditure activity report, and is not a construction status report.
The accompanying introduction and notes are an integral part of this report.



SMART Program Budget Activity Report

Art Kilns Replacement Sub-Report

for Quarter Ended March 31, 2021

GOB Referendum Approved by Voters on 11/4/2014 - 76 Months Since Approval

School	Current Budget	Prior Year Expenditures	Current Year Commitments	Current Year Expenditures	Balance
District Wide (Applied Learning)	392,000				
Apollo Middle School		5,726	-	-	
Atlantic West Elementary School		2,863	-	-	
Bethune, Mary M. Elementary School		5,726	-	-	
Broadview Elementary School		2,863	-	-	
Broward Estates Elementary School		2,856	-	-	
Challenger Elementary School		2,863	-	-	
Coconut Palm Elementary School		3,021	-	-	
Cooper City High School		2,863	-	-	
Coral Glades High School		5,726	-	-	
Coral Springs Pre-K - 8		2,864	-	-	
Coral Springs High School		-	-	5,712	
Coral Springs Middle School		5,712	-	-	
Country Isles Elementary School		2,856	-	-	
Croissant Park Elementary School		2,856	-	-	
Crystal Lake Middle School		5,712	-	-	
Cypress Bay High School		5,726	-	-	
Cypress Elementary School		2,863	-	-	
Dania Elementary School		2,856	-	-	
Deerfield Beach High School		5,726	-	-	
Deerfield Beach Middle School		5,726	-	-	
Deerfield Park Elementary School		-	-	5,712	
Dillard 6-12 School		2,863	-	-	
Discovery Elementary School		156	-	2,863	
Drew, Charles Elementary School		2,863	-	-	
Everglades High School		5,712	-	-	
Flamingo Elementary School		2,863	-	-	
Flanagan, Charles W. High School		5,712	-	-	
Floranada Elementary School		2,856	-	-	
Forest Glen Middle School		2,863	-	-	
Fort Lauderdale High School		2,856	-	-	

SMART Program Budget Activity Report

Art Kilns Replacement Sub-Report

for Quarter Ended March 31, 2021

GOB Referendum Approved by Voters on 11/4/2014 - 76 Months Since Approval

School	Current Budget	Prior Year Expenditures	Current Year Commitments	Current Year Expenditures	Balance
Gator Run Elementary School		2,863	-	-	
Glades Middle School		5,712	-	-	
Gulfstream Academy of Hallandale Beach K-8 (Hallandale Elementary School)		5,726	-	-	
Harbordale Elementary School		2,856	-	-	
Hollywood Hills High School		5,712	-	-	
Horizon Elementary School		2,863	-	-	
Indian Ridge Middle School		2,856	-	-	
Indian Trace Elementary School		3,430	-	-	
Lake Forest Elementary School		2,856	-	-	
Lakeside Elementary School		2,863	-	-	
Larkdale Elementary School		2,863	-	-	
Liberty Elementary School		2,863	-	-	
Manatee Bay Elementary School		-	-	2,856	
Maplewood Elementary School		2,864	-	-	
McArthur High School		2,863	-	-	
McNab Elementary School		2,863	-	-	
Miramar Elementary School		2,863	-	-	
Miramar High School		5,726	-	-	
Monarch High School		5,726	-	-	
New Renaissance Middle School		5,712	-	-	
Norcrest Elementary School		2,963	-	-	
North Andrews Gardens Elementary School		5,719	-	-	
Northeast High School		2,856	-	-	
Nova Blanche Forman Elementary School		2,863	-	-	
Nova Dwight D Eisenhower Elementary School		3,273	-	-	
Nova High School		5,712	-	-	
Nova Middle School		5,726	-	-	

SMART Program Budget Activity Report

Art Kilns Replacement Sub-Report

for Quarter Ended March 31, 2021

GOB Referendum Approved by Voters on 11/4/2014 - 76 Months Since Approval

School	Current Budget	Prior Year Expenditures	Current Year Commitments	Current Year Expenditures	Balance
Park Springs Elementary School		2,863	-	-	
Park Trails Elementary School		2,863	-	-	
Parkway Middle School		2,863	-	-	
Pembroke Lakes Elementary School		2,863	-	-	
Pembroke Pines Elementary School		2,856	-	-	
Peters Elementary School		2,856	-	-	
Pioneer Middle School		5,712	-	-	
Piper High School		8,589	-	2,856	
Plantation Elementary School		2,863	-	-	
Plantation High School		5,726	-	-	
Plantation Middle School		2,863	-	-	
Pompano Beach Elementary School		2,856	-	-	
Pompano Beach High School		5,726	-	-	
Quiet Waters Elementary School		2,863	-	-	
Ramblewood Elementary School		2,863	-	-	
Ramblewood Middle School		-	-	5,712	
Rickards, James S. Middle School		5,726	-	-	
Riverglades Elementary School		2,863	-	-	
Rock Island Elementary School		3,362	-	-	
Royal Palm Elementary School		2,993	-	-	
Sandpiper Elementary School		2,863	-	-	
Seminole Middle School		5,712	-	-	
Sheridan Park Elementary School		2,863	-	-	
Silver Shores Elementary School		2,863	-	-	
South Broward High School		5,712	-	-	
South Plantation High School		5,726	2,863	-	
Stephen Foster Elementary School		2,863	-	-	
Stirling Elementary School		2,863	-	-	
Stoneman Douglas High School		2,863	-	2,856	
Stranahan High School		-	-	5,712	
Sunshine Elementary School		2,863	-	-	

SMART Program Budget Activity Report

Art Kilns Replacement Sub-Report

for Quarter Ended March 31, 2021

GOB Referendum Approved by Voters on 11/4/2014 - 76 Months Since Approval

School	Current Budget	Prior Year Expenditures	Current Year Commitments	Current Year Expenditures	Balance
Taravella, J.P. High School		2,863	-	-	
Tequesta Trace Middle School		5,726	-	-	
Tradewinds Elementary School		2,856	-	-	
Village Elementary School		2,863	-	-	
Walker Elementary School		5,712	-	-	
Welleby Elementary School		2,856	-	-	
West Broward High School		-	-	2,856	
Westglades Middle School		5,726	-	-	
Whispering Pines Education Center		2,863	-	-	
Young, Virginia Shuman Elementary School		2,863	-	-	
Totals	392,000	351,028	2,863	37,135	974

SMART Program Budget Activity Report

Drama/Theater Sub-Report

for Quarter Ended March 31, 2021

GOB Referendum Approved by Voters on 11/4/2014 - 76 Months Since Approval

School	Current Budget	Prior Year Expenditures	Commitments	Current Year Expenditures	Balance
District Wide (Applied Learning)	1,300,000				
Apollo Middle School		-	-	14,000	
Bethune, Mary M. Elementary School		6,854	-	-	
Cooper City High School		10,940	-	-	
Coral Glades High School		41,884	-	-	
Coral Springs High School		36,212	-	6,919	
Coral Springs Middle School		6,518	-	-	
Cypress Bay High School		40,974	-	-	
Deerfield Beach High School		13,983	-	-	
Dillard 6-12 School		41,441	-	-	
Everglades High School		-	33,906	16,185	
Falcon Cove Middle School		13,818	-	-	
Flanagan, Charles W. High School		-	-	40,209	
Fort Lauderdale High School		30,958	-	-	
Hallandale High School		43,965	-	-	
Hollywood Hills High School		27,985	-	-	
McArthur High School		9,754	-	31,586	
Miramar High School		36,004	-	3,011	
Monarch High School		20,350	-	-	
New Renaissance Middle School		9,958	-	-	
North Andrews Gardens Elementary School		6,994	-	-	
Nova High School		40,286	-	-	
Parkway Middle School		14,000	-	-	
Piper High School		41,820	-	-	
Plantation High School		40,485	-	-	
Pompano Beach High School		13,977	-	-	
Ramblewood Middle School		13,995	-	-	
Sawgrass Springs Middle School		-	-	7,000	
Seminole Middle School		12,667	-	-	
Silver Lakes Middle School		6,992	-	-	
South Broward High School		41,961	-	-	
South Plantation High School		41,955	-	-	
Stoneman Douglas High School		42,038	-	1,649	
Stranahan High School		-	18,775	-	
Sunrise Middle School		-	-	14,000	
Taravella, J.P. High School		41,972	-	-	
Tequesta Trace Middle School		9,075	-	-	
Walker Elementary School		-	-	7,000	
West Broward High School		13,999	-	-	
Western High School		43,321	-	-	
Westglades Middle School		13,999	-	-	
	1,300,000	831,134	52,681	141,559	274,626



SMART Program Budget Activity Report

Completed and Meets Standard Projects Summary Schedule for Quarter Ended March 31, 2021



GOB Referendum Approved by Voters on 11/4/2014 - 76 Months Since Approval

GOB		Original Budget		Current Budget		Prior Years Expenditures	Commitments	Current Year Expenditures	Balance
Safety	\$	15,674,592	\$	17,643,691	\$	11,513,560	\$ 347,618	\$ 816,040	\$ 4,966,473
Music & Art		709,000		709,000		541,434	9,578	130,249	27,739
Athletics		7,326,000		7,326,000		6,307,192	199,215	63,541	756,052
Renovation		43,193,000		43,193,000		37,317,292	1,177,659	1,121,045	3,577,004
Technology		27,489,000		25,825,538		25,825,538	-	-	-
GOB Total	\$	94,391,592	\$	94,697,229	\$	81,505,016	\$ 1,734,070	\$ 2,130,875	\$ 9,327,268

Non-GOB		Original Budget		Current Budget		Prior Years Expenditures	Commitments	Current Year Expenditures	Balance
Safety	\$	1,653,673	\$	2,732,775	\$	2,538,738	\$ 194,037	\$ -	\$ -
Music & Art		20,179,000		18,950,269		18,062,039	23,340	520,865	344,025
Athletics		121,000		202,636		171,923	65	1,121	29,527
Renovation		29,935,867		47,235,403		39,573,721	1,042,730	1,145,902	5,473,050
Technology		42,343,000		37,900,084		37,898,472	-	-	1,612
Non-GOB Total	\$	94,232,540	\$	107,021,167	\$	98,244,893	\$ 1,260,172	\$ 1,667,888	\$ 5,848,214

Total	\$	188,624,132	\$	201,718,396	\$	179,749,909	\$ 2,994,242	\$ 3,798,763	\$ 15,175,482 **
--------------	----	-------------	----	-------------	----	-------------	--------------	--------------	------------------

** In the FY21 Q2 BOC Report, the primary project for Cypress Bay High School was mistakenly included in the Completed & Meets Standard report section. This quarter the Cypress Bay project is reported in the Financially Active section, which is in-line with the Facilities School Spotlight report. Because of this correction, the amounts in all categories of the Completed & Meets Standard summary are lower than reported in the previous quarter.

Note: When the Facilities Department partially accelerates a phase of a larger project, the project will not be shown as completed in the Budget Activity Report until the entire project is completed. These are noted as partially accelerated for early completion in the School Spotlights.

* Project expenditures include, but are not limited to, construction costs, design costs, permitting costs, advertising costs during the planning and procurement phase, equipment, work orders, and Program Management fees.

There may be some additional financial activity on these projects as the final payments are made and all of the purchase orders are closed-out. When the projects are closed-out remaining balances (savings) are reported to the School Board and returned to the Capital Reserve.

This is a budget and expenditure activity report, and is not a construction status report.

The accompanying introduction and notes are an integral part of this budget activity report.



SMART Program Budget Activity Report

Completed and Meets Standard Projects Detail Schedule for Quarter Ended March 31, 2021



GOB Referendum Approved by Voters on 11/4/2014 - 76 Months Since Approval

School/ Project	Original Budget	Current Budget	Prior Years Expenditures	Commitments	Current Year Expenditures	Balance
Anderson, Boyd H. High School						
Additional Computers to Close Gap Project Number: 174185002	236,000	235,956	235,956	-	-	-
Wireless Network Upgrade and CAT 6 Data Port Upgrade Project Number: 174185003	160,000	131,873	131,873	-	-	-
Music Instruments Project Number: 174185009	300,000	300,000	299,970	-	-	30
Renovation of the existing Media Center including select demolition, removal of existing interior stair, new interior wall, etc. Project Number: P.001360	2,018,340	2,018,340	1,473,079	3,933	-	541,328
Weight Room Renovation Project Number: P.002024	121,000	121,000	120,691	-	-	309
School Choice Enhancement Project Number: P.002176	100,000	100,000	100,000	-	-	-
Apollo Middle School						
Technology Infrastructure Upgrade Project Number: 179185001	13,000	12,997	12,997	-	-	-
Additional Computers to Close Gap Project Number: 179185002	104,000	103,985	103,985	-	-	-
Wireless Network Upgrade and CAT 6 Data Port Upgrade Project Number: 179185003	131,000	91,526	91,526	-	-	-
Music Instruments Project Number: 179185009	100,000	100,000	99,993	-	-	7

* Project expenditures include, but are not limited to, construction costs, design costs, permitting costs, advertising costs during the planning and procurement phase, equipment, work orders, and Program Management fees.

There may be some additional financial activity on these projects as the final payments are made and all of the purchase orders are closed-out. When the projects are closed-out remaining balances (savings) are reported to the School Board and returned to the Capital Reserve.

This is a budget and expenditure activity report, and is not a construction status report.
The accompanying introduction and notes are an integral part of this budget activity report.



SMART Program Budget Activity Report

Completed and Meets Standard Projects Detail Schedule for Quarter Ended March 31, 2021



GOB Referendum Approved by Voters on 11/4/2014 - 76 Months Since Approval

School/ Project	Original Budget	Current Budget	Prior Years Expenditures	Commitments	Current Year Expenditures	Balance
Apollo Middle School						
Track Resurfacing Project Number: P.002053	70,000	70,000	47,970	-	-	22,030
Atlantic Technical College						
Technology Infrastructure Upgrade Project Number: 222185001	483,000	483,000	483,000	-	-	-
Wireless Network Upgrade and CAT 6 Data Port Upgrade Project Number: 222185003	179,000	172,804	172,804	-	-	-
School Choice Enhancement Project Number: P.001789	100,000	100,000	99,996	-	-	4
Atlantic Technical, Arthur Ashe, Jr Campus						
Wireless Network Upgrade and CAT 6 Data Port Upgrade Project Number: 470285003	100,000	100,000	100,000	-	-	-
School Choice Enhancement Project Number: P.001693	100,000	100,000	99,827	-	-	173
Atlantic West Elementary School						
Additional Computers to Close Gap Project Number: 251185002	146,000	145,987	145,987	-	-	-
Wireless Network Upgrade and CAT 6 Data Port Upgrade Project Number: 251185003	105,000	63,207	63,207	-	-	-
Music Instruments Project Number: 251185009	50,000	50,000	48,794	-	1,191	15
School Choice Enhancement Project Number: P.002104	100,000	100,000	100,000	-	-	-

* Project expenditures include, but are not limited to, construction costs, design costs, permitting costs, advertising costs during the planning and procurement phase, equipment, work orders, and Program Management fees.

There may be some additional financial activity on these projects as the final payments are made and all of the purchase orders are closed-out. When the projects are closed-out remaining balances (savings) are reported to the School Board and returned to the Capital Reserve.

This is a budget and expenditure activity report, and is not a construction status report.
The accompanying introduction and notes are an integral part of this budget activity report.



SMART Program Budget Activity Report

Completed and Meets Standard Projects Detail Schedule for Quarter Ended March 31, 2021



GOB Referendum Approved by Voters on 11/4/2014 - 76 Months Since Approval

School/ Project	Original Budget	Current Budget	Prior Years Expenditures	Commitments	Current Year Expenditures	Balance
Attucks Middle School						
Additional Computers to Close Gap Project Number: 034385002	82,000	81,910	81,910	-	-	-
Wireless Network Upgrade and CAT 6 Data Port Upgrade Project Number: 034385003	121,000	105,710	105,710	-	-	-
Music Instruments Project Number: 034385009	100,000	100,000	99,970	-	-	30
School Choice Enhancement Project Number: P.001709	100,000	100,000	99,980	-	-	20
Bair Middle School						
Additional Computers to Close Gap Project Number: 261185002	134,000	133,949	133,949	-	-	-
Wireless Network Upgrade and CAT 6 Data Port Upgrade Project Number: 261185003	147,000	108,330	108,330	-	-	-
Music Instruments Project Number: 261185009	100,000	100,000	99,997	-	-	3
School Choice Enhancement Project Number: P.002228	100,000	100,000	99,955	-	-	45
Banyan Elementary School						
Technology Infrastructure Upgrade Project Number: 200185001	18,000	17,996	17,996	-	-	-
Additional Computers to Close Gap Project Number: 200185002	155,000	154,942	154,942	-	-	-

* Project expenditures include, but are not limited to, construction costs, design costs, permitting costs, advertising costs during the planning and procurement phase, equipment, work orders, and Program Management fees.

There may be some additional financial activity on these projects as the final payments are made and all of the purchase orders are closed-out. When the projects are closed-out remaining balances (savings) are reported to the School Board and returned to the Capital Reserve.

This is a budget and expenditure activity report, and is not a construction status report.
The accompanying introduction and notes are an integral part of this budget activity report.



SMART Program Budget Activity Report

Completed and Meets Standard Projects Detail Schedule for Quarter Ended March 31, 2021



GOB Referendum Approved by Voters on 11/4/2014 - 76 Months Since Approval

School/ Project	Original Budget	Current Budget	Prior Years Expenditures	Commitments	Current Year Expenditures	Balance
Banyan Elementary School						
Wireless Network Upgrade and CAT 6 Data Port Upgrade Project Number: 200185003	94,000	66,154	66,154	-	-	-
Music Instruments Project Number: 200185009	50,000	50,000	49,998	-	-	2
School Choice Enhancement Project Number: P.001767	100,000	110,245	84,569	1,275	22,429	1,972
Bayview Elementary School						
Technology Infrastructure Upgrade Project Number: 064185001	65,000	64,997	64,997	-	-	-
Additional Computers to Close Gap Project Number: 064185002	92,000	91,988	91,988	-	-	-
Wireless Network Upgrade and CAT 6 Data Port Upgrade Project Number: 064185003	24,000	23,550	23,550	-	-	-
Music Instruments Project Number: 064185009	50,000	50,000	45,893	-	-	4,107
School Choice Enhancement Project Number: P.002172	100,000	100,000	100,000	-	-	-
Beachside Montessori Village						
Technology Infrastructure Upgrade Project Number: 204185001	4,000	3,998	3,998	-	-	-
Additional Computers to Close Gap Project Number: 204185002	210,000	209,806	209,806	-	-	-

* Project expenditures include, but are not limited to, construction costs, design costs, permitting costs, advertising costs during the planning and procurement phase, equipment, work orders, and Program Management fees.

There may be some additional financial activity on these projects as the final payments are made and all of the purchase orders are closed-out. When the projects are closed-out remaining balances (savings) are reported to the School Board and returned to the Capital Reserve.

This is a budget and expenditure activity report, and is not a construction status report.
The accompanying introduction and notes are an integral part of this budget activity report.



SMART Program Budget Activity Report

Completed and Meets Standard Projects Detail Schedule for Quarter Ended March 31, 2021



GOB Referendum Approved by Voters on 11/4/2014 - 76 Months Since Approval

School/ Project	Original Budget	Current Budget	Prior Years Expenditures	Commitments	Current Year Expenditures	Balance
Beachside Montessori Village						
Wireless Network Upgrade and CAT 6 Data Port Upgrade Project Number: 204185003	27,000	26,998	26,998	-	-	-
Music Instruments Project Number: 204185009	100,000	100,000	81,957	-	16,700	1,343
School Choice Enhancement Project Number: P.001742	100,000	100,000	99,969	10	-	21
Ben Gamla						
Charter School Technology Project Number: 541085004	178,028	177,958	177,958	-	-	-
Ben Gamla Charter School North Broward						
Charter School Technology Project Number: 500185004	22,778	22,773	22,773	-	-	-
Ben Gamla Charter School South Broward						
Charter School Technology Project Number: 539285004	114,789	114,781	114,781	-	-	-
Bennett Elementary School						
Additional Computers to Close Gap Project Number: 020185002	79,000	78,569	78,569	-	-	-
Wireless Network Upgrade and CAT 6 Data Port Upgrade Project Number: 020185003	76,000	46,163	46,163	-	-	-
Music Instruments Project Number: 020185009	50,000	50,000	33,304	-	-	16,696
Bethune, Mary M. Elementary School						
Technology Infrastructure Upgrade Project Number: 034185001	21,000	9,007	9,007	-	-	-

* Project expenditures include, but are not limited to, construction costs, design costs, permitting costs, advertising costs during the planning and procurement phase, equipment, work orders, and Program Management fees.

There may be some additional financial activity on these projects as the final payments are made and all of the purchase orders are closed-out. When the projects are closed-out remaining balances (savings) are reported to the School Board and returned to the Capital Reserve.

This is a budget and expenditure activity report, and is not a construction status report.
The accompanying introduction and notes are an integral part of this budget activity report.



SMART Program Budget Activity Report

Completed and Meets Standard Projects Detail Schedule for Quarter Ended March 31, 2021



GOB Referendum Approved by Voters on 11/4/2014 - 76 Months Since Approval

School/ Project	Original Budget	Current Budget	Prior Years Expenditures	Commitments	Current Year Expenditures	Balance
Bethune, Mary M. Elementary School						
Additional Computers to Close Gap Project Number: 034185002	185,000	184,978	184,978	-	-	-
Wireless Network Upgrade and CAT 6 Data Port Upgrade Project Number: 034185003	114,000	54,825	54,825	-	-	-
Music Instruments Project Number: 034185009	50,000	50,000	49,999	-	-	1
Boulevard Heights Elementary School						
Additional Computers to Close Gap Project Number: 097185002	53,000	52,814	52,814	-	-	-
Wireless Network Upgrade and CAT 6 Data Port Upgrade Project Number: 097185003	77,000	56,961	56,961	-	-	-
Music Instruments Project Number: 097185009	50,000	50,000	11,726	-	38,274	-
School Choice Enhancement Project Number: P.002216	100,000	100,000	89,033	6,375	3,207	1,385
Bright Horizons Center						
Additional Computers to Close Gap Project Number: 087185002	31,000	30,974	30,974	-	-	-
Wireless Network Upgrade and CAT 6 Data Port Upgrade Project Number: 087185003	57,000	49,290	49,290	-	-	-
Music Instruments Project Number: 087185009	50,000	-	-	-	-	-

* Project expenditures include, but are not limited to, construction costs, design costs, permitting costs, advertising costs during the planning and procurement phase, equipment, work orders, and Program Management fees.

There may be some additional financial activity on these projects as the final payments are made and all of the purchase orders are closed-out. When the projects are closed-out remaining balances (savings) are reported to the School Board and returned to the Capital Reserve.

This is a budget and expenditure activity report, and is not a construction status report.
The accompanying introduction and notes are an integral part of this budget activity report.



SMART Program Budget Activity Report

Completed and Meets Standard Projects Detail Schedule for Quarter Ended March 31, 2021



GOB Referendum Approved by Voters on 11/4/2014 - 76 Months Since Approval

School/ Project	Original Budget	Current Budget	Prior Years Expenditures	Commitments	Current Year Expenditures	Balance
Broadview Elementary School						
Technology Infrastructure Upgrade Project Number: 081185001	113,000	75,855	75,855	-	-	-
Additional Computers to Close Gap Project Number: 081185002	222,000	221,815	221,815	-	-	-
Wireless Network Upgrade and CAT 6 Data Port Upgrade Project Number: 081185003	111,000	65,815	65,815	-	-	-
Music Instruments Project Number: 081185009	50,000	50,000	43,676	-	-	6,324
School Choice Enhancement Project Number: P.001893	100,000	100,000	100,000	-	-	-
Broward Community Charter West						
Charter School Technology Project Number: 540385004	95,008	94,687	94,687	-	-	-
Broward Estates Elementary School						
Technology Infrastructure Upgrade Project Number: 050185001	9,000	6,447	6,447	-	-	-
Additional Computers to Close Gap Project Number: 050185002	50,000	49,976	49,976	-	-	-
Wireless Network Upgrade and CAT 6 Data Port Upgrade Project Number: 050185003	44,000	33,403	33,403	-	-	-
Music Instruments Project Number: 050185009	50,000	50,000	30,274	-	19,000	726

* Project expenditures include, but are not limited to, construction costs, design costs, permitting costs, advertising costs during the planning and procurement phase, equipment, work orders, and Program Management fees.

There may be some additional financial activity on these projects as the final payments are made and all of the purchase orders are closed-out. When the projects are closed-out remaining balances (savings) are reported to the School Board and returned to the Capital Reserve.

This is a budget and expenditure activity report, and is not a construction status report.
The accompanying introduction and notes are an integral part of this budget activity report.



SMART Program Budget Activity Report

Completed and Meets Standard Projects Detail Schedule for Quarter Ended March 31, 2021



GOB Referendum Approved by Voters on 11/4/2014 - 76 Months Since Approval

School/ Project	Original Budget	Current Budget	Prior Years Expenditures	Commitments	Current Year Expenditures	Balance
Castle Hill Annex						
School Choice Enhancement Project Number: P.002356	100,000	100,000	99,998	-	-	2
Castle Hill Elementary School						
Technology Infrastructure Upgrade Project Number: 146185001	17,000	12,257	12,257	-	-	-
Additional Computers to Close Gap Project Number: 146185002	171,000	170,681	170,681	-	-	-
Wireless Network Upgrade and CAT 6 Data Port Upgrade Project Number: 146185003	45,000	25,422	25,422	-	-	-
Music Instruments Project Number: 146185009	50,000	50,000	49,514	-	-	486
School Choice Enhancement Project Number: P.001910	100,000	100,000	99,276	-	-	724
Central Charter School						
Charter School Technology Project Number: 504185004	360,851	360,831	360,831	-	-	-
Central Park Elementary School						
Technology Infrastructure Upgrade Project Number: 264185001	164,000	107,802	107,802	-	-	-
Additional Computers to Close Gap Project Number: 264185002	139,000	138,964	138,964	-	-	-
Wireless Network Upgrade and CAT 6 Data Port Upgrade Project Number: 264185003	113,000	65,315	65,315	-	-	-

* Project expenditures include, but are not limited to, construction costs, design costs, permitting costs, advertising costs during the planning and procurement phase, equipment, work orders, and Program Management fees.

There may be some additional financial activity on these projects as the final payments are made and all of the purchase orders are closed-out. When the projects are closed-out remaining balances (savings) are reported to the School Board and returned to the Capital Reserve.

This is a budget and expenditure activity report, and is not a construction status report.
The accompanying introduction and notes are an integral part of this budget activity report.



SMART Program Budget Activity Report

Completed and Meets Standard Projects Detail Schedule for Quarter Ended March 31, 2021



GOB Referendum Approved by Voters on 11/4/2014 - 76 Months Since Approval

School/ Project	Original Budget	Current Budget	Prior Years Expenditures	Commitments	Current Year Expenditures	Balance
Central Park Elementary School						
Music Instruments Project Number: 264185009	50,000	50,000	49,960	-	-	40
Challenger Elementary School						
Additional Computers to Close Gap Project Number: 377185002	223,000	222,929	222,929	-	-	-
Wireless Network Upgrade and CAT 6 Data Port Upgrade Project Number: 377185003	113,000	71,936	71,936	-	-	-
Music Instruments Project Number: 377185009	50,000	50,000	37,443	-	12,556	1
Championship Academy of Distinction at Davie						
Charter School Technology Project Number: 542285004	183,722	183,714	183,714	-	-	-
Championship Academy of Distinction at Hollywood						
Charter School Technology Project Number: 536185004	120,783	120,774	120,774	-	-	-
Chapel Trail Elementary School						
Technology Infrastructure Upgrade Project Number: 296185001	108,000	69,855	69,855	-	-	-
Additional Computers to Close Gap Project Number: 296185002	207,000	206,828	206,828	-	-	-
Wireless Network Upgrade and CAT 6 Data Port Upgrade Project Number: 296185003	131,000	69,630	69,630	-	-	-

* Project expenditures include, but are not limited to, construction costs, design costs, permitting costs, advertising costs during the planning and procurement phase, equipment, work orders, and Program Management fees.

There may be some additional financial activity on these projects as the final payments are made and all of the purchase orders are closed-out. When the projects are closed-out remaining balances (savings) are reported to the School Board and returned to the Capital Reserve.

This is a budget and expenditure activity report, and is not a construction status report.
The accompanying introduction and notes are an integral part of this budget activity report.



SMART Program Budget Activity Report

Completed and Meets Standard Projects Detail Schedule for Quarter Ended March 31, 2021



GOB Referendum Approved by Voters on 11/4/2014 - 76 Months Since Approval

School/ Project	Original Budget	Current Budget	Prior Years Expenditures	Commitments	Current Year Expenditures	Balance
Chapel Trail Elementary School						
Music Instruments Project Number: 296185009	50,000	50,000	47,393	-	-	2,607
School Choice Enhancement Project Number: P.001853	100,000	100,000	94,581	21	5,398	-
Charter School of Excellence						
Charter School Technology Project Number: 503185004	83,020	83,015	83,015	-	-	-
Charter School of Excellence at Davie						
Charter School Technology Project Number: 527185004	65,337	65,333	65,333	-	-	-
Charter School of Excellence at Davie 2						
Charter School Technology Project Number: 502685004	6,893	6,886	6,886	-	-	-
Charter School of Excellence Fort Lauderdale 2						
Charter School Technology Project Number: 539485004	7,792	7,788	7,788	-	-	-
Charter School of Excellence Tamarac 1 Campus						
Charter School Technology Project Number: 520185004	127,377	127,368	127,368	-	-	-
Charter School of Excellence Tamarac 2 Campus						
Charter School Technology Project Number: 529185004	6,893	6,884	6,884	-	-	-
City of Coral Springs						
Charter School Technology Project Number: 509185004	498,418	498,414	498,414	-	-	-

* Project expenditures include, but are not limited to, construction costs, design costs, permitting costs, advertising costs during the planning and procurement phase, equipment, work orders, and Program Management fees.

There may be some additional financial activity on these projects as the final payments are made and all of the purchase orders are closed-out. When the projects are closed-out remaining balances (savings) are reported to the School Board and returned to the Capital Reserve.

This is a budget and expenditure activity report, and is not a construction status report.
The accompanying introduction and notes are an integral part of this budget activity report.



SMART Program Budget Activity Report

Completed and Meets Standard Projects Detail Schedule for Quarter Ended March 31, 2021



GOB Referendum Approved by Voters on 11/4/2014 - 76 Months Since Approval

School/ Project	Original Budget	Current Budget	Prior Years Expenditures	Commitments	Current Year Expenditures	Balance
City of Pembroke Pines East						
Charter School Technology Project Number: 505185004	576,942	576,879	576,879	-	-	-
City of Pembroke Pines High						
Charter School Technology Project Number: 512185004	606,313	606,295	606,295	-	-	-
City of Pembroke Pines Middle West						
Charter School Technology Project Number: 508185004	395,018	394,999	394,999	-	-	-
Coconut Creek Elementary School						
Technology Infrastructure Upgrade Project Number: 142185001	17,000	16,965	16,965	-	-	-
Additional Computers to Close Gap Project Number: 142185002	158,000	157,958	157,958	-	-	-
Wireless Network Upgrade and CAT 6 Data Port Upgrade Project Number: 142185003	84,000	77,554	77,554	-	-	-
Music Instruments Project Number: 142185009	50,000	50,000	49,947	-	-	53
Building Envelope Improvements (Roof, Window, Ext Wall, etc.), Fire Alarm, Fire Sprinklers, Media Center improvements, Replace existing classroom unit ventilators (approximately 43 classrooms) with new unit ventilators, duct and diffusers, etc. Project Number: P.001413	4,527,618	5,044,761	4,661,343	89,440	203,772	90,206

* Project expenditures include, but are not limited to, construction costs, design costs, permitting costs, advertising costs during the planning and procurement phase, equipment, work orders, and Program Management fees.

There may be some additional financial activity on these projects as the final payments are made and all of the purchase orders are closed-out. When the projects are closed-out remaining balances (savings) are reported to the School Board and returned to the Capital Reserve.

This is a budget and expenditure activity report, and is not a construction status report.
The accompanying introduction and notes are an integral part of this budget activity report.



SMART Program Budget Activity Report

Completed and Meets Standard Projects Detail Schedule for Quarter Ended March 31, 2021



GOB Referendum Approved by Voters on 11/4/2014 - 76 Months Since Approval

School/ Project	Original Budget	Current Budget	Prior Years Expenditures	Commitments	Current Year Expenditures	Balance
Coconut Creek Elementary School						
School Choice Enhancement Project Number: P.001720	100,000	100,000	99,998	-	-	2
Coconut Creek High School						
Technology Infrastructure Upgrade Project Number: 168185001	26,000	16,306	16,306	-	-	-
Additional Computers to Close Gap Project Number: 168185002	288,000	287,849	287,849	-	-	-
Wireless Network Upgrade and CAT 6 Data Port Upgrade Project Number: 168185003	233,000	118,258	118,258	-	-	-
Music Instruments Project Number: 168185009	300,000	300,000	299,995	-	-	5
Weight Room Renovation Project Number: P.002019	121,000	121,000	120,606	-	-	394
School Choice Enhancement Project Number: P.002174	100,000	100,000	99,550	-	415	35
Coconut Palm Elementary School						
Technology Infrastructure Upgrade Project Number: 374185001	145,000	80,568	80,568	-	-	-
Additional Computers to Close Gap Project Number: 374185002	192,000	191,953	191,953	-	-	-
Wireless Network Upgrade and CAT 6 Data Port Upgrade Project Number: 374185003	56,000	-	-	-	-	-

* Project expenditures include, but are not limited to, construction costs, design costs, permitting costs, advertising costs during the planning and procurement phase, equipment, work orders, and Program Management fees.

There may be some additional financial activity on these projects as the final payments are made and all of the purchase orders are closed-out. When the projects are closed-out remaining balances (savings) are reported to the School Board and returned to the Capital Reserve.

This is a budget and expenditure activity report, and is not a construction status report.
The accompanying introduction and notes are an integral part of this budget activity report.



SMART Program Budget Activity Report

Completed and Meets Standard Projects Detail Schedule for Quarter Ended March 31, 2021



GOB Referendum Approved by Voters on 11/4/2014 - 76 Months Since Approval

School/ Project	Original Budget	Current Budget	Prior Years Expenditures	Commitments	Current Year Expenditures	Balance
Coconut Palm Elementary School						
Music Instruments Project Number: 374185009	50,000	50,000	49,915	-	-	85
School Choice Enhancement Project Number: P.001812	100,000	100,000	97,813	-	2,138	49
Colbert Elementary School						
Additional Computers to Close Gap Project Number: 023185002	123,000	122,824	122,824	-	-	-
Wireless Network Upgrade and CAT 6 Data Port Upgrade Project Number: 023185003	58,000	28,562	28,562	-	-	-
Music Instruments Project Number: 023185009	50,000	50,000	49,999	-	-	1
School Choice Enhancement Project Number: P.002035	100,000	100,000	67,690	4,264	27,500	546
Collins Elementary School						
Additional Computers to Close Gap Project Number: 033185002	64,000	63,779	63,779	-	-	-
Wireless Network Upgrade and CAT 6 Data Port Upgrade Project Number: 033185003	52,000	39,802	39,802	-	-	-
Music Instruments Project Number: 033185009	50,000	-	-	-	-	-
School Choice Enhancement Project Number: P.002213	100,000	100,000	98,393	-	-	1,607

* Project expenditures include, but are not limited to, construction costs, design costs, permitting costs, advertising costs during the planning and procurement phase, equipment, work orders, and Program Management fees.

There may be some additional financial activity on these projects as the final payments are made and all of the purchase orders are closed-out. When the projects are closed-out remaining balances (savings) are reported to the School Board and returned to the Capital Reserve.

This is a budget and expenditure activity report, and is not a construction status report.
The accompanying introduction and notes are an integral part of this budget activity report.



SMART Program Budget Activity Report

Completed and Meets Standard Projects Detail Schedule for Quarter Ended March 31, 2021



GOB Referendum Approved by Voters on 11/4/2014 - 76 Months Since Approval

School/ Project	Original Budget	Current Budget	Prior Years Expenditures	Commitments	Current Year Expenditures	Balance
Cooper City Elementary School						
Technology Infrastructure Upgrade Project Number: 121185001	136,000	83,221	83,221	-	-	-
Additional Computers to Close Gap Project Number: 121185002	132,000	131,833	131,833	-	-	-
Wireless Network Upgrade and CAT 6 Data Port Upgrade Project Number: 121185003	65,000	-	-	-	-	-
Music Instruments Project Number: 121185009	50,000	50,000	45,695	-	-	4,305
Cooper City High School						
Technology Infrastructure Upgrade Project Number: 193185001	24,000	-	-	-	-	-
Additional Computers to Close Gap Project Number: 193185002	54,000	53,946	53,946	-	-	-
Wireless Network Upgrade and CAT 6 Data Port Upgrade Project Number: 193185003	150,000	82,598	80,181	-	-	2,417
Music Instruments Project Number: 193185009	300,000	300,000	299,996	-	-	4
Weight Room Renovation Project Number: P.002137	121,000	121,000	121,000	-	-	-
Coral Cove Elementary School						
Technology Infrastructure Upgrade Project Number: 201185001	120,000	98,554	98,554	-	-	-

* Project expenditures include, but are not limited to, construction costs, design costs, permitting costs, advertising costs during the planning and procurement phase, equipment, work orders, and Program Management fees.

There may be some additional financial activity on these projects as the final payments are made and all of the purchase orders are closed-out. When the projects are closed-out remaining balances (savings) are reported to the School Board and returned to the Capital Reserve.

This is a budget and expenditure activity report, and is not a construction status report.
The accompanying introduction and notes are an integral part of this budget activity report.



SMART Program Budget Activity Report

Completed and Meets Standard Projects Detail Schedule for Quarter Ended March 31, 2021



GOB Referendum Approved by Voters on 11/4/2014 - 76 Months Since Approval

School/ Project	Original Budget	Current Budget	Prior Years Expenditures	Commitments	Current Year Expenditures	Balance
Coral Cove Elementary School						
Additional Computers to Close Gap Project Number: 201185002	193,000	192,994	192,994	-	-	-
Wireless Network Upgrade and CAT 6 Data Port Upgrade Project Number: 201185003	87,000	55,519	55,519	-	-	-
Music Instruments Project Number: 201185009	50,000	50,000	43,543	-	2,760	3,697
School Choice Enhancement Project Number: P.001854	100,000	100,000	99,963	-	-	37
HVAC Improvements Project Number: P.002122	148,000	148,000	28,116	28,275	2,701	88,908
Coral Glades High School						
Technology Infrastructure Upgrade Project Number: 386185001	194,000	193,872	193,872	-	-	-
Additional Computers to Close Gap Project Number: 386185002	525,000	524,960	524,960	-	-	-
Wireless Network Upgrade and CAT 6 Data Port Upgrade Project Number: 386185003	15,000	13,533	13,533	-	-	-
Music Instruments Project Number: 386185009	300,000	300,000	293,049	-	-	6,951
Weight Room Renovation Project Number: P.002138	121,000	121,000	120,980	-	-	20
School Choice Enhancement Project Number: P.002447	100,000	100,000	14,898	-	85,097	5

* Project expenditures include, but are not limited to, construction costs, design costs, permitting costs, advertising costs during the planning and procurement phase, equipment, work orders, and Program Management fees.

There may be some additional financial activity on these projects as the final payments are made and all of the purchase orders are closed-out. When the projects are closed-out remaining balances (savings) are reported to the School Board and returned to the Capital Reserve.

This is a budget and expenditure activity report, and is not a construction status report.
The accompanying introduction and notes are an integral part of this budget activity report.



SMART Program Budget Activity Report

Completed and Meets Standard Projects Detail Schedule for Quarter Ended March 31, 2021



GOB Referendum Approved by Voters on 11/4/2014 - 76 Months Since Approval

School/ Project	Original Budget	Current Budget	Prior Years Expenditures	Commitments	Current Year Expenditures	Balance
Coral Park Elementary School						
Technology Infrastructure Upgrade Project Number: 304185001	152,000	110,060	110,060	-	-	-
Additional Computers to Close Gap Project Number: 304185002	116,000	115,964	115,964	-	-	-
Wireless Network Upgrade and CAT 6 Data Port Upgrade Project Number: 304185003	88,000	57,433	57,433	-	-	-
Music Instruments Project Number: 304185009	50,000	50,000	50,000	-	-	-
Coral Springs Pre-K - 8						
Technology Infrastructure Upgrade Project Number: 255185001	26,000	25,782	25,782	-	-	-
Additional Computers to Close Gap Project Number: 255185002	126,000	125,905	125,905	-	-	-
Wireless Network Upgrade and CAT 6 Data Port Upgrade Project Number: 255185003	52,000	47,953	47,953	-	-	-
Music Instruments Project Number: 255185009	50,000	50,000	49,282	-	-	718
Coral Springs High School						
Technology Infrastructure Upgrade Project Number: 115185001	382,000	239,727	239,727	-	-	-
Additional Computers to Close Gap Project Number: 115185002	505,000	504,781	504,781	-	-	-

* Project expenditures include, but are not limited to, construction costs, design costs, permitting costs, advertising costs during the planning and procurement phase, equipment, work orders, and Program Management fees.

There may be some additional financial activity on these projects as the final payments are made and all of the purchase orders are closed-out. When the projects are closed-out remaining balances (savings) are reported to the School Board and returned to the Capital Reserve.

This is a budget and expenditure activity report, and is not a construction status report.
The accompanying introduction and notes are an integral part of this budget activity report.



SMART Program Budget Activity Report

Completed and Meets Standard Projects Detail Schedule for Quarter Ended March 31, 2021



GOB Referendum Approved by Voters on 11/4/2014 - 76 Months Since Approval

School/ Project	Original Budget	Current Budget	Prior Years Expenditures	Commitments	Current Year Expenditures	Balance
Coral Springs High School						
Wireless Network Upgrade and CAT 6 Data Port Upgrade Project Number: 115185003	51,000	50,878	50,878	-	-	-
Music Instruments Project Number: 115185009	165,000	165,000	164,893	-	-	107
School Choice Enhancement Project Number: P.001768	100,000	100,000	99,876	-	-	124
Weight Room Renovation Project Number: P.002018	121,000	121,000	120,305	-	-	695
Coral Springs Middle School						
Technology Infrastructure Upgrade Project Number: 256185001	192,000	126,458	126,458	-	-	-
Additional Computers to Close Gap Project Number: 256185002	217,000	216,866	216,866	-	-	-
Wireless Network Upgrade and CAT 6 Data Port Upgrade Project Number: 256185003	88,000	86,129	86,129	-	-	-
Music Instruments Project Number: 256185009	100,000	100,000	100,000	-	-	-
School Choice Enhancement Project Number: P.002239	100,000	100,000	56,651	38,835	1,126	3,388
Country Hills Elementary School						
Technology Infrastructure Upgrade Project Number: 311185001	165,000	116,831	116,831	-	-	-
Additional Computers to Close Gap Project Number: 311185002	207,000	206,850	206,850	-	-	-

* Project expenditures include, but are not limited to, construction costs, design costs, permitting costs, advertising costs during the planning and procurement phase, equipment, work orders, and Program Management fees.

There may be some additional financial activity on these projects as the final payments are made and all of the purchase orders are closed-out. When the projects are closed-out remaining balances (savings) are reported to the School Board and returned to the Capital Reserve.

This is a budget and expenditure activity report, and is not a construction status report.
The accompanying introduction and notes are an integral part of this budget activity report.



SMART Program Budget Activity Report

Completed and Meets Standard Projects Detail Schedule for Quarter Ended March 31, 2021



GOB Referendum Approved by Voters on 11/4/2014 - 76 Months Since Approval

School/ Project	Original Budget	Current Budget	Prior Years Expenditures	Commitments	Current Year Expenditures	Balance
Country Hills Elementary School						
Wireless Network Upgrade and CAT 6 Data Port Upgrade Project Number: 311185003	111,000	63,843	63,843	-	-	-
Music Instruments Project Number: 311185009	50,000	50,000	45,409	-	-	4,591
Country Isles Elementary School						
Technology Infrastructure Upgrade Project Number: 298185001	137,000	115,712	115,712	-	-	-
Additional Computers to Close Gap Project Number: 298185002	178,000	177,972	177,972	-	-	-
Wireless Network Upgrade and CAT 6 Data Port Upgrade Project Number: 298185003	55,000	40,057	40,057	-	-	-
Music Instruments Project Number: 298185009	50,000	50,000	49,999	-	-	1
School Choice Enhancement Project Number: P.001719	100,000	100,000	100,000	-	-	-
Cresthaven Elementary School						
Technology Infrastructure Upgrade Project Number: 090185001	22,000	21,762	21,762	-	-	-
Additional Computers to Close Gap Project Number: 090185002	193,000	192,912	192,912	-	-	-
Wireless Network Upgrade and CAT 6 Data Port Upgrade Project Number: 090185003	81,000	56,069	56,069	-	-	-

* Project expenditures include, but are not limited to, construction costs, design costs, permitting costs, advertising costs during the planning and procurement phase, equipment, work orders, and Program Management fees.

There may be some additional financial activity on these projects as the final payments are made and all of the purchase orders are closed-out. When the projects are closed-out remaining balances (savings) are reported to the School Board and returned to the Capital Reserve.

This is a budget and expenditure activity report, and is not a construction status report.
The accompanying introduction and notes are an integral part of this budget activity report.



SMART Program Budget Activity Report

Completed and Meets Standard Projects Detail Schedule for Quarter Ended March 31, 2021



GOB Referendum Approved by Voters on 11/4/2014 - 76 Months Since Approval

School/ Project	Original Budget	Current Budget	Prior Years Expenditures	Commitments	Current Year Expenditures	Balance
Cresthaven Elementary School						
Music Instruments Project Number: 090185009	50,000	50,000	49,998	-	-	2
Croissant Park Elementary School						
Additional Computers to Close Gap Project Number: 022185002	214,000	213,800	213,800	-	-	-
Wireless Network Upgrade and CAT 6 Data Port Upgrade Project Number: 022185003	98,000	66,406	66,406	-	-	-
Music Instruments Project Number: 022185009	50,000	50,000	49,974	-	-	26
Cross Creek School						
Additional Computers to Close Gap Project Number: 322285002	37,000	36,948	36,948	-	-	-
Wireless Network Upgrade and CAT 6 Data Port Upgrade Project Number: 322285003	39,000	34,137	34,137	-	-	-
Music Instruments Project Number: 322285009	50,000	50,000	35,956	-	13,553	491
Crystal Lake Middle School						
Technology Infrastructure Upgrade Project Number: 187185001	13,000	12,997	12,997	-	-	-
Additional Computers to Close Gap Project Number: 187185002	175,000	174,994	174,994	-	-	-
Wireless Network Upgrade and CAT 6 Data Port Upgrade Project Number: 187185003	137,000	116,751	116,751	-	-	-

* Project expenditures include, but are not limited to, construction costs, design costs, permitting costs, advertising costs during the planning and procurement phase, equipment, work orders, and Program Management fees.

There may be some additional financial activity on these projects as the final payments are made and all of the purchase orders are closed-out. When the projects are closed-out remaining balances (savings) are reported to the School Board and returned to the Capital Reserve.

This is a budget and expenditure activity report, and is not a construction status report.
The accompanying introduction and notes are an integral part of this budget activity report.



SMART Program Budget Activity Report

Completed and Meets Standard Projects Detail Schedule for Quarter Ended March 31, 2021



GOB Referendum Approved by Voters on 11/4/2014 - 76 Months Since Approval

School/ Project	Original Budget	Current Budget	Prior Years Expenditures	Commitments	Current Year Expenditures	Balance
Cypress Bay High School						
Technology Infrastructure Upgrade Project Number: 362385001	578,000	350,804	350,804	-	-	-
Additional Computers to Close Gap Project Number: 362385002	970,000	969,812	969,812	-	-	-
Wireless Network Upgrade and CAT 6 Data Port Upgrade Project Number: 362385003	182,000	148,501	148,501	-	-	-
Music Instruments Project Number: 362385009	300,000	300,000	299,034	-	-	966
School Choice Enhancement Project Number: P.001763	100,000	100,000	100,000	-	-	-
Weight Room Renovation Project Number: P.002020	121,000	121,000	121,000	-	-	-
Track Resurfacing Project Number: P.002054	300,000	345,000	304,496	-	-	40,504
Cypress Elementary School						
Technology Infrastructure Upgrade Project Number: 178185001	61,000	34,735	34,735	-	-	-
Additional Computers to Close Gap Project Number: 178185002	247,000	246,797	246,797	-	-	-
Wireless Network Upgrade and CAT 6 Data Port Upgrade Project Number: 178185003	96,000	62,650	62,650	-	-	-
Music Instruments Project Number: 178185009	50,000	50,000	49,707	-	-	293

* Project expenditures include, but are not limited to, construction costs, design costs, permitting costs, advertising costs during the planning and procurement phase, equipment, work orders, and Program Management fees.

There may be some additional financial activity on these projects as the final payments are made and all of the purchase orders are closed-out. When the projects are closed-out remaining balances (savings) are reported to the School Board and returned to the Capital Reserve.

This is a budget and expenditure activity report, and is not a construction status report.
The accompanying introduction and notes are an integral part of this budget activity report.



SMART Program Budget Activity Report

Completed and Meets Standard Projects Detail Schedule for Quarter Ended March 31, 2021



GOB Referendum Approved by Voters on 11/4/2014 - 76 Months Since Approval

School/ Project	Original Budget	Current Budget	Prior Years Expenditures	Commitments	Current Year Expenditures	Balance
Cypress Elementary School						
Building Envelope Improvements (Roof, Window, Ext Wall, etc.), Fire Sprinklers, Media Center improvements, Replace existing classroom unit ventilators (approximately 42) with new unit ventilators, duct and diffusers, etc., Safety / Security Upgrade Project Number: P.001412	3,299,167	3,752,064	3,460,951	102,851	188,261	1
School Choice Enhancement Project Number: P.001762	100,000	105,918	105,914	4	-	-
Cypress Run Education Center						
Wireless Network Upgrade and CAT 6 Data Port Upgrade Project Number: 212385003	21,000	10,536	10,536	-	-	-
Music Instruments Project Number: 212385009	50,000	-	-	-	-	-
School Choice Enhancement Project Number: P.001760	100,000	100,000	99,994	-	-	6
HVAC Improvements Project Number: P.002120	77,000	77,000	47,592	-	1,410	27,998
Dandy, William Middle School						
Technology Infrastructure Upgrade Project Number: 107185001	9,000	8,538	8,538	-	-	-
Additional Computers to Close Gap Project Number: 107185002	85,000	84,995	84,995	-	-	-

* Project expenditures include, but are not limited to, construction costs, design costs, permitting costs, advertising costs during the planning and procurement phase, equipment, work orders, and Program Management fees.

There may be some additional financial activity on these projects as the final payments are made and all of the purchase orders are closed-out. When the projects are closed-out remaining balances (savings) are reported to the School Board and returned to the Capital Reserve.

This is a budget and expenditure activity report, and is not a construction status report.
The accompanying introduction and notes are an integral part of this budget activity report.



SMART Program Budget Activity Report

Completed and Meets Standard Projects Detail Schedule for Quarter Ended March 31, 2021



GOB Referendum Approved by Voters on 11/4/2014 - 76 Months Since Approval

School/ Project	Original Budget	Current Budget	Prior Years Expenditures	Commitments	Current Year Expenditures	Balance
Dandy, William Middle School						
Wireless Network Upgrade and CAT 6 Data Port Upgrade Project Number: 107185003	123,000	101,396	101,396	-	-	-
Music Instruments Project Number: 107185009	100,000	100,000	99,996	-	-	4
School Choice Enhancement Project Number: P.002181	100,000	100,000	95,814	-	-	4,186
Dania Elementary School						
Additional Computers to Close Gap Project Number: 010185002	135,000	134,915	134,915	-	-	-
Wireless Network Upgrade and CAT 6 Data Port Upgrade Project Number: 010185003	74,000	38,870	38,870	-	-	-
Music Instruments Project Number: 010185009	50,000	50,000	50,000	-	-	-
Dave Thomas Education Center						
Technology Infrastructure Upgrade Project Number: 365185001	62,000	58,753	58,753	-	-	-
Wireless Network Upgrade and CAT 6 Data Port Upgrade Project Number: 365185003	45,000	9,539	9,539	-	-	-
Music Instruments Project Number: 365185009	50,000	50,000	50,000	-	-	-
School Choice Enhancement Project Number: P.002012	100,000	100,000	100,000	-	-	-

* Project expenditures include, but are not limited to, construction costs, design costs, permitting costs, advertising costs during the planning and procurement phase, equipment, work orders, and Program Management fees.

There may be some additional financial activity on these projects as the final payments are made and all of the purchase orders are closed-out. When the projects are closed-out remaining balances (savings) are reported to the School Board and returned to the Capital Reserve.

This is a budget and expenditure activity report, and is not a construction status report.
The accompanying introduction and notes are an integral part of this budget activity report.



SMART Program Budget Activity Report

Completed and Meets Standard Projects Detail Schedule for Quarter Ended March 31, 2021



GOB Referendum Approved by Voters on 11/4/2014 - 76 Months Since Approval

School/ Project	Original Budget	Current Budget	Prior Years Expenditures	Commitments	Current Year Expenditures	Balance
Dave Thomas Education Center-West						
Wireless Network Upgrade and CAT 6 Data Port Upgrade Project Number: 203185003	62,000	36,191	36,191	-	-	-
Music Instruments Project Number: 203185009	50,000	-	-	-	-	-
School Choice Enhancement Project Number: P.001800	100,000	100,000	100,000	-	-	-
Davie Elementary School						
Additional Computers to Close Gap Project Number: 280185002	202,000	201,909	201,909	-	-	-
Wireless Network Upgrade and CAT 6 Data Port Upgrade Project Number: 280185003	88,000	56,770	56,770	-	-	-
Music Instruments Project Number: 280185009	50,000	50,000	49,987	-	-	13
School Choice Enhancement Project Number: P.002182	100,000	100,000	97,148	2,499	-	353
Deerfield Beach Elementary School						
Additional Computers to Close Gap Project Number: 001185002	207,000	206,934	206,934	-	-	-
Wireless Network Upgrade and CAT 6 Data Port Upgrade Project Number: 001185003	85,000	56,136	56,136	-	-	-
Music Instruments Project Number: 001185009	50,000	50,000	50,000	-	-	-
School Choice Enhancement Project Number: P.001960	100,000	100,000	94,652	72	4,770	506

* Project expenditures include, but are not limited to, construction costs, design costs, permitting costs, advertising costs during the planning and procurement phase, equipment, work orders, and Program Management fees.

There may be some additional financial activity on these projects as the final payments are made and all of the purchase orders are closed-out. When the projects are closed-out remaining balances (savings) are reported to the School Board and returned to the Capital Reserve.

This is a budget and expenditure activity report, and is not a construction status report.
The accompanying introduction and notes are an integral part of this budget activity report.



SMART Program Budget Activity Report

Completed and Meets Standard Projects Detail Schedule for Quarter Ended March 31, 2021



GOB Referendum Approved by Voters on 11/4/2014 - 76 Months Since Approval

School/ Project	Original Budget	Current Budget	Prior Years Expenditures	Commitments	Current Year Expenditures	Balance
Deerfield Beach High School						
Technology Infrastructure Upgrade Project Number: 171185001	13,000	11,373	11,373	-	-	-
Additional Computers to Close Gap Project Number: 171185002	492,000	491,967	491,967	-	-	-
Wireless Network Upgrade and CAT 6 Data Port Upgrade Project Number: 171185003	238,000	166,021	166,021	-	-	-
Weight Room Renovation Project Number: P.002157	121,000	121,000	119,624	-	-	1,376
Deerfield Beach Middle School						
Additional Computers to Close Gap Project Number: 091185002	155,000	154,908	154,908	-	-	-
Wireless Network Upgrade and CAT 6 Data Port Upgrade Project Number: 091185003	69,000	68,965	68,965	-	-	-
Music Instruments Project Number: 091185009	30,000	30,000	12,470	-	-	17,530
School Choice Enhancement Project Number: P.002393	100,000	100,000	89,534	-	9,047	1,419
Deerfield Park Elementary School						
Additional Computers to Close Gap Project Number: 039185002	166,000	165,785	165,785	-	-	-
Wireless Network Upgrade and CAT 6 Data Port Upgrade Project Number: 039185003	45,000	40,814	40,814	-	-	-

* Project expenditures include, but are not limited to, construction costs, design costs, permitting costs, advertising costs during the planning and procurement phase, equipment, work orders, and Program Management fees.

There may be some additional financial activity on these projects as the final payments are made and all of the purchase orders are closed-out. When the projects are closed-out remaining balances (savings) are reported to the School Board and returned to the Capital Reserve.

This is a budget and expenditure activity report, and is not a construction status report.
The accompanying introduction and notes are an integral part of this budget activity report.



SMART Program Budget Activity Report

Completed and Meets Standard Projects Detail Schedule for Quarter Ended March 31, 2021



GOB Referendum Approved by Voters on 11/4/2014 - 76 Months Since Approval

School/ Project	Original Budget	Current Budget	Prior Years Expenditures	Commitments	Current Year Expenditures	Balance
Deerfield Park Elementary School						
Music Instruments Project Number: 039185009	50,000	50,000	46,634	-	-	3,366
Dillard 6-12 School						
Additional Computers to Close Gap Project Number: 037185002	199,000	198,911	198,911	-	-	-
Wireless Network Upgrade and CAT 6 Data Port Upgrade Project Number: 037185003	251,000	190,021	190,021	-	-	-
Music Instruments Project Number: 037185009	300,000	300,000	299,999	-	-	1
Weight Room Renovation Project Number: P.001930	121,000	121,000	119,199	1,801	-	-
School Choice Enhancement Project Number: P.002078	100,000	100,000	97,873	-	-	2,127
Dillard Elementary School						
Additional Computers to Close Gap Project Number: 027185002	29,000	28,768	28,768	-	-	-
Wireless Network Upgrade and CAT 6 Data Port Upgrade Project Number: 027185003	44,000	43,761	43,761	-	-	0
Music Instruments Project Number: 027185009	50,000	50,000	49,850	-	-	150
Discovery Elementary School						
Technology Infrastructure Upgrade Project Number: 396285001	4,000	3,865	3,865	-	-	-

* Project expenditures include, but are not limited to, construction costs, design costs, permitting costs, advertising costs during the planning and procurement phase, equipment, work orders, and Program Management fees.

There may be some additional financial activity on these projects as the final payments are made and all of the purchase orders are closed-out. When the projects are closed-out remaining balances (savings) are reported to the School Board and returned to the Capital Reserve.

This is a budget and expenditure activity report, and is not a construction status report.
The accompanying introduction and notes are an integral part of this budget activity report.



SMART Program Budget Activity Report

Completed and Meets Standard Projects Detail Schedule for Quarter Ended March 31, 2021



GOB Referendum Approved by Voters on 11/4/2014 - 76 Months Since Approval

School/ Project	Original Budget	Current Budget	Prior Years Expenditures	Commitments	Current Year Expenditures	Balance
Discovery Elementary School						
Additional Computers to Close Gap Project Number: 396285002	281,000	280,826	280,826	-	-	-
Wireless Network Upgrade and CAT 6 Data Port Upgrade Project Number: 396285003	28,000	27,468	27,468	-	-	-
Music Instruments Project Number: 396285009	50,000	50,000	40,003	-	-	9,997
School Choice Enhancement Project Number: P.001769	100,000	100,000	89,800	15	10,185	-
HVAC Improvements Project Number: P.002118	150,000	150,000	45,093	-	2,748	102,159
Discovery Middle Charter School						
Charter School Technology Project Number: 541285004	40,461	40,410	40,410	-	-	-
District Wide - (Facilities Department)						
Single Point of Entry Upgrade Project Number: 973185010	12,020,000	15,923,730	10,364,215	151,955	656,819	4,750,741
District Wide Non-Facility Funding						
Charter School Technology Project Number: 973185004	1,654,012	-	-	-	-	-
Dolphin Bay Elementary School						
Technology Infrastructure Upgrade Project Number: 375185001	2,000	1,833	1,833	-	-	-
Additional Computers to Close Gap Project Number: 375185002	71,000	70,917	70,917	-	-	-

* Project expenditures include, but are not limited to, construction costs, design costs, permitting costs, advertising costs during the planning and procurement phase, equipment, work orders, and Program Management fees.

There may be some additional financial activity on these projects as the final payments are made and all of the purchase orders are closed-out. When the projects are closed-out remaining balances (savings) are reported to the School Board and returned to the Capital Reserve.

This is a budget and expenditure activity report, and is not a construction status report.
The accompanying introduction and notes are an integral part of this budget activity report.



SMART Program Budget Activity Report

Completed and Meets Standard Projects Detail Schedule for Quarter Ended March 31, 2021



GOB Referendum Approved by Voters on 11/4/2014 - 76 Months Since Approval

School/ Project	Original Budget	Current Budget	Prior Years Expenditures	Commitments	Current Year Expenditures	Balance
Dolphin Bay Elementary School						
Wireless Network Upgrade and CAT 6 Data Port Upgrade Project Number: 375185003	84,000	83,327	83,327	-	-	-
Music Instruments Project Number: 375185009	50,000	50,000	43,718	-	-	6,282
School Choice Enhancement Project Number: P.001958	100,000	100,000	100,000	-	-	-
Drew, Charles Elementary School						
Additional Computers to Close Gap Project Number: 322185002	121,000	120,822	120,822	-	-	-
Wireless Network Upgrade and CAT 6 Data Port Upgrade Project Number: 322185003	22,000	21,426	21,426	-	-	-
Music Instruments Project Number: 322185009	50,000	50,000	25,185	-	24,795	20
School Choice Enhancement Project Number: P.002124	100,000	100,000	99,997	-	-	3
Drew, Charles Family Resource Center						
Technology Infrastructure Upgrade Project Number: 030185001	31,000	17,017	17,017	-	-	-
Wireless Network Upgrade and CAT 6 Data Port Upgrade Project Number: 030185003	37,000	11,954	11,954	-	-	-
Music Instruments Project Number: 030185009	50,000	-	-	-	-	-
School Choice Enhancement Project Number: P.002029	100,000	100,000	99,841	-	-	159

* Project expenditures include, but are not limited to, construction costs, design costs, permitting costs, advertising costs during the planning and procurement phase, equipment, work orders, and Program Management fees.

There may be some additional financial activity on these projects as the final payments are made and all of the purchase orders are closed-out. When the projects are closed-out remaining balances (savings) are reported to the School Board and returned to the Capital Reserve.

This is a budget and expenditure activity report, and is not a construction status report.
The accompanying introduction and notes are an integral part of this budget activity report.



SMART Program Budget Activity Report

Completed and Meets Standard Projects Detail Schedule for Quarter Ended March 31, 2021



GOB Referendum Approved by Voters on 11/4/2014 - 76 Months Since Approval

School/ Project	Original Budget	Current Budget	Prior Years Expenditures	Commitments	Current Year Expenditures	Balance
Driftwood Elementary School						
Additional Computers to Close Gap Project Number: 072185002	121,000	120,893	120,893	-	-	-
Wireless Network Upgrade and CAT 6 Data Port Upgrade Project Number: 072185003	74,000	52,543	52,543	-	-	-
Music Instruments Project Number: 072185009	50,000	50,000	49,685	-	-	315
Driftwood Middle School						
Technology Infrastructure Upgrade Project Number: 086185001	8,000	6,061	6,061	-	-	-
Additional Computers to Close Gap Project Number: 086185002	216,000	215,864	215,864	-	-	-
Wireless Network Upgrade and CAT 6 Data Port Upgrade Project Number: 086185003	161,000	142,694	142,694	-	-	-
Music Instruments Project Number: 086185009	100,000	100,000	100,000	-	-	-
School Choice Enhancement Project Number: P.002164	100,000	100,000	100,000	-	-	-
Eagle Point Elementary School						
Technology Infrastructure Upgrade Project Number: 346185001	168,000	162,880	162,880	-	-	-
Additional Computers to Close Gap Project Number: 346185002	218,000	217,937	217,937	-	-	-

* Project expenditures include, but are not limited to, construction costs, design costs, permitting costs, advertising costs during the planning and procurement phase, equipment, work orders, and Program Management fees.

There may be some additional financial activity on these projects as the final payments are made and all of the purchase orders are closed-out. When the projects are closed-out remaining balances (savings) are reported to the School Board and returned to the Capital Reserve.

This is a budget and expenditure activity report, and is not a construction status report.
The accompanying introduction and notes are an integral part of this budget activity report.



SMART Program Budget Activity Report

Completed and Meets Standard Projects Detail Schedule for Quarter Ended March 31, 2021



GOB Referendum Approved by Voters on 11/4/2014 - 76 Months Since Approval

School/ Project	Original Budget	Current Budget	Prior Years Expenditures	Commitments	Current Year Expenditures	Balance
Eagle Point Elementary School						
Wireless Network Upgrade and CAT 6 Data Port Upgrade Project Number: 346185003	132,000	84,388	84,388	-	-	-
Music Instruments Project Number: 346185009	50,000	50,000	43,674	-	6,278	48
School Choice Enhancement Project Number: P.001708	100,000	100,000	99,889	-	-	111
Eagle Ridge Elementary School						
Technology Infrastructure Upgrade Project Number: 344185001	37,000	29,921	29,921	-	-	-
Additional Computers to Close Gap Project Number: 344185002	150,000	149,915	149,915	-	-	-
Wireless Network Upgrade and CAT 6 Data Port Upgrade Project Number: 344185003	75,000	59,357	59,357	-	-	-
Music Instruments Project Number: 344185009	50,000	50,000	43,721	-	6,278	1
Fire Alarm, HVAC Improvements Project Number: P.001722	2,259,000	3,306,383	3,088,771	15,859	11,587	190,166
School Choice Enhancement Project Number: P.001797	100,000	100,000	100,000	-	-	-
Eagles' Nest Elementary Charter School						
Charter School Technology Project Number: 535585004	60,841	60,817	60,817	-	-	-
Eagles' Nest Middle Charter School						
Charter School Technology Project Number: 535685004	33,268	33,247	33,247	-	-	-

* Project expenditures include, but are not limited to, construction costs, design costs, permitting costs, advertising costs during the planning and procurement phase, equipment, work orders, and Program Management fees.

There may be some additional financial activity on these projects as the final payments are made and all of the purchase orders are closed-out. When the projects are closed-out remaining balances (savings) are reported to the School Board and returned to the Capital Reserve.

This is a budget and expenditure activity report, and is not a construction status report.
The accompanying introduction and notes are an integral part of this budget activity report.



SMART Program Budget Activity Report

Completed and Meets Standard Projects Detail Schedule for Quarter Ended March 31, 2021



GOB Referendum Approved by Voters on 11/4/2014 - 76 Months Since Approval

School/ Project	Original Budget	Current Budget	Prior Years Expenditures	Commitments	Current Year Expenditures	Balance
Ely, Blanche High School						
Technology Infrastructure Upgrade Project Number: 036185001	11,000	-	-	-	-	-
Additional Computers to Close Gap Project Number: 036185002	435,000	434,767	434,767	-	-	-
Wireless Network Upgrade and CAT 6 Data Port Upgrade Project Number: 036185003	141,000	113,343	113,343	-	-	-
Music Instruments Project Number: 036185009	300,000	300,000	299,970	-	-	30
Weight Room Renovation Project Number: P.001931	121,000	121,000	117,354	3,395	-	251
School Choice Enhancement Project Number: P.002230	100,000	100,000	100,000	-	-	-
Embassy Creek Elementary School						
Technology Infrastructure Upgrade Project Number: 319185001	106,000	84,488	84,488	-	-	-
Additional Computers to Close Gap Project Number: 319185002	292,000	291,808	291,808	-	-	-
Wireless Network Upgrade and CAT 6 Data Port Upgrade Project Number: 319185003	81,000	64,561	64,561	-	-	-
Music Instruments Project Number: 319185009	50,000	50,000	47,849	-	-	2,151
School Choice Enhancement Project Number: P.001994	100,000	100,000	100,000	-	-	-

* Project expenditures include, but are not limited to, construction costs, design costs, permitting costs, advertising costs during the planning and procurement phase, equipment, work orders, and Program Management fees.

There may be some additional financial activity on these projects as the final payments are made and all of the purchase orders are closed-out. When the projects are closed-out remaining balances (savings) are reported to the School Board and returned to the Capital Reserve.

This is a budget and expenditure activity report, and is not a construction status report.
The accompanying introduction and notes are an integral part of this budget activity report.



SMART Program Budget Activity Report

Completed and Meets Standard Projects Detail Schedule for Quarter Ended March 31, 2021



GOB Referendum Approved by Voters on 11/4/2014 - 76 Months Since Approval

School/ Project	Original Budget	Current Budget	Prior Years Expenditures	Commitments	Current Year Expenditures	Balance
Endeavour Primary Learning Center						
Additional Computers to Close Gap Project Number: 330185002	81,000	80,997	80,997	-	-	-
Wireless Network Upgrade and CAT 6 Data Port Upgrade Project Number: 330185003	21,000	20,240	20,240	-	-	-
Music Instruments Project Number: 330185009	50,000	50,000	49,397	-	602	1
Everglades Elementary School						
Technology Infrastructure Upgrade Project Number: 294285001	149,000	107,952	107,952	-	-	-
Additional Computers to Close Gap Project Number: 294285002	245,000	244,923	244,923	-	-	-
Wireless Network Upgrade and CAT 6 Data Port Upgrade Project Number: 294285003	53,000	51,918	51,918	-	-	-
Music Instruments Project Number: 294285009	50,000	50,000	49,780	-	178	42
Everglades High School						
Technology Infrastructure Upgrade Project Number: 373185001	424,000	306,433	306,433	-	-	-
Additional Computers to Close Gap Project Number: 373185002	567,000	566,863	566,863	-	-	-
Wireless Network Upgrade and CAT 6 Data Port Upgrade Project Number: 373185003	152,000	132,292	132,292	-	-	-

* Project expenditures include, but are not limited to, construction costs, design costs, permitting costs, advertising costs during the planning and procurement phase, equipment, work orders, and Program Management fees.

There may be some additional financial activity on these projects as the final payments are made and all of the purchase orders are closed-out. When the projects are closed-out remaining balances (savings) are reported to the School Board and returned to the Capital Reserve.

This is a budget and expenditure activity report, and is not a construction status report.
The accompanying introduction and notes are an integral part of this budget activity report.



SMART Program Budget Activity Report

Completed and Meets Standard Projects Detail Schedule for Quarter Ended March 31, 2021



GOB Referendum Approved by Voters on 11/4/2014 - 76 Months Since Approval

School/ Project	Original Budget	Current Budget	Prior Years Expenditures	Commitments	Current Year Expenditures	Balance
Everglades High School						
Music Instruments Project Number: 373185009	300,000	300,000	299,850	-	-	150
HVAC Improvements Project Number: P.001985	3,669,000	6,376,254	3,375,367	132,447	542,532	2,325,908
Weight Room Renovation Project Number: P.002056	121,000	121,000	120,999	-	-	1
School Choice Enhancement Project Number: P.002139	100,000	100,000	99,983	-	-	17
Excelsior Charter of Broward						
Charter School Technology Project Number: 539385004	51,850	51,830	51,830	-	-	-
Fairway Elementary School						
Additional Computers to Close Gap Project Number: 164185002	138,000	137,991	137,991	-	-	-
Wireless Network Upgrade and CAT 6 Data Port Upgrade Project Number: 164185003	93,000	68,009	68,009	-	-	-
Music Instruments Project Number: 164185009	50,000	50,000	49,569	-	-	431
School Choice Enhancement Project Number: P.001810	100,000	100,000	99,999	-	-	1
Falcon Cove Middle School						
Technology Infrastructure Upgrade Project Number: 362285001	111,000	54,926	54,926	-	-	-
Additional Computers to Close Gap Project Number: 362285002	439,000	438,970	438,970	-	-	-

* Project expenditures include, but are not limited to, construction costs, design costs, permitting costs, advertising costs during the planning and procurement phase, equipment, work orders, and Program Management fees.

There may be some additional financial activity on these projects as the final payments are made and all of the purchase orders are closed-out. When the projects are closed-out remaining balances (savings) are reported to the School Board and returned to the Capital Reserve.

This is a budget and expenditure activity report, and is not a construction status report.
The accompanying introduction and notes are an integral part of this budget activity report.



SMART Program Budget Activity Report

Completed and Meets Standard Projects Detail Schedule for Quarter Ended March 31, 2021



GOB Referendum Approved by Voters on 11/4/2014 - 76 Months Since Approval

School/ Project	Original Budget	Current Budget	Prior Years Expenditures	Commitments	Current Year Expenditures	Balance
Falcon Cove Middle School						
Wireless Network Upgrade and CAT 6 Data Port Upgrade Project Number: 362285003	28,000	24,853	24,853	-	-	-
Music Instruments Project Number: 362285009	100,000	100,000	99,998	-	-	2
School Choice Enhancement Project Number: P.002013	100,000	100,000	99,998	-	-	2
Flamingo Elementary School						
Technology Infrastructure Upgrade Project Number: 254185001	21,000	16,410	16,410	-	-	-
Additional Computers to Close Gap Project Number: 254185002	158,000	158,000	158,000	-	-	-
Wireless Network Upgrade and CAT 6 Data Port Upgrade Project Number: 254185003	88,000	49,598	49,598	-	-	-
Music Instruments Project Number: 254185009	50,000	50,000	49,999	-	-	1
School Choice Enhancement Project Number: P.002123	100,000	100,000	100,000	-	-	-
Flanagan, Charles W. High School						
Technology Infrastructure Upgrade Project Number: 339185001	417,000	416,988	416,988	-	-	-
Additional Computers to Close Gap Project Number: 339185002	327,000	326,941	326,941	-	-	-

* Project expenditures include, but are not limited to, construction costs, design costs, permitting costs, advertising costs during the planning and procurement phase, equipment, work orders, and Program Management fees.

There may be some additional financial activity on these projects as the final payments are made and all of the purchase orders are closed-out. When the projects are closed-out remaining balances (savings) are reported to the School Board and returned to the Capital Reserve.

This is a budget and expenditure activity report, and is not a construction status report.
The accompanying introduction and notes are an integral part of this budget activity report.



SMART Program Budget Activity Report

Completed and Meets Standard Projects Detail Schedule for Quarter Ended March 31, 2021



GOB Referendum Approved by Voters on 11/4/2014 - 76 Months Since Approval

School/ Project	Original Budget	Current Budget	Prior Years Expenditures	Commitments	Current Year Expenditures	Balance
Flanagan, Charles W. High School						
Wireless Network Upgrade and CAT 6 Data Port Upgrade Project Number: 339185003	138,000	120,770	120,770	-	-	-
Music Instruments Project Number: 339185009	300,000	300,000	299,334	-	-	666
Building Envelope Improvements (Roof, Window, Ext Wall, etc.), CR Addition to allow for removal of portable buildings, HVAC Improvements Project Number: P.001847	8,533,000	15,326,361	12,066,863	1,125,521	374,999	1,758,978
Weight Room Renovation Project Number: P.002057	121,000	121,000	113,467	7,500	-	33
Track Resurfacing Project Number: P.002075	300,000	300,000	181,766	2,346	-	115,888
School Choice Enhancement Project Number: P.002432	100,000	100,000	69,902	-	26,740	3,358
Floranada Elementary School						
Technology Infrastructure Upgrade Project Number: 085185001	30,000	16,917	16,917	-	-	-
Additional Computers to Close Gap Project Number: 085185002	228,000	227,923	227,923	-	-	-
Wireless Network Upgrade and CAT 6 Data Port Upgrade Project Number: 085185003	47,000	46,433	46,433	-	-	-
Music Instruments Project Number: 085185009	50,000	50,000	45,588	-	-	4,412

* Project expenditures include, but are not limited to, construction costs, design costs, permitting costs, advertising costs during the planning and procurement phase, equipment, work orders, and Program Management fees.

There may be some additional financial activity on these projects as the final payments are made and all of the purchase orders are closed-out. When the projects are closed-out remaining balances (savings) are reported to the School Board and returned to the Capital Reserve.

This is a budget and expenditure activity report, and is not a construction status report.
The accompanying introduction and notes are an integral part of this budget activity report.



SMART Program Budget Activity Report

Completed and Meets Standard Projects Detail Schedule for Quarter Ended March 31, 2021



GOB Referendum Approved by Voters on 11/4/2014 - 76 Months Since Approval

School/ Project	Original Budget	Current Budget	Prior Years Expenditures	Commitments	Current Year Expenditures	Balance
Floranada Elementary School						
School Choice Enhancement Project Number: P.001697	100,000	107,680	89,683	-	17,997	-
Forest Glen Middle School						
Technology Infrastructure Upgrade Project Number: 305185001	209,000	123,890	123,890	-	-	-
Additional Computers to Close Gap Project Number: 305185002	253,000	252,993	252,993	-	-	-
Wireless Network Upgrade and CAT 6 Data Port Upgrade Project Number: 305185003	81,000	76,928	76,928	-	-	-
School Choice Enhancement Project Number: P.002103	100,000	100,000	100,000	-	-	-
Forest Hills Elementary School						
Additional Computers to Close Gap Project Number: 263185002	50,000	49,917	49,917	-	-	-
Wireless Network Upgrade and CAT 6 Data Port Upgrade Project Number: 263185003	85,000	76,300	76,300	-	-	-
Music Instruments Project Number: 263185009	50,000	50,000	25,096	-	24,900	4
Replace existing air handling units with new equipment, etc. Project Number: P.000827	2,100,000	2,100,000	1,019,529	3,784	-	1,076,687
School Choice Enhancement Project Number: P.001787	100,000	100,000	100,000	-	-	-

* Project expenditures include, but are not limited to, construction costs, design costs, permitting costs, advertising costs during the planning and procurement phase, equipment, work orders, and Program Management fees.

There may be some additional financial activity on these projects as the final payments are made and all of the purchase orders are closed-out. When the projects are closed-out remaining balances (savings) are reported to the School Board and returned to the Capital Reserve.

This is a budget and expenditure activity report, and is not a construction status report.
The accompanying introduction and notes are an integral part of this budget activity report.



SMART Program Budget Activity Report

Completed and Meets Standard Projects Detail Schedule for Quarter Ended March 31, 2021



GOB Referendum Approved by Voters on 11/4/2014 - 76 Months Since Approval

School/ Project	Original Budget	Current Budget	Prior Years Expenditures	Commitments	Current Year Expenditures	Balance
Fort Lauderdale High School						
Technology Infrastructure Upgrade Project Number: 095185001	9,000	2,704	2,704	-	-	-
Wireless Network Upgrade and CAT 6 Data Port Upgrade Project Number: 095185003	137,000	102,300	102,300	-	-	-
Music Instruments Project Number: 095185009	300,000	300,000	299,325	-	669	6
Weight Room Renovation Project Number: P.002022	121,000	121,000	121,000	-	-	-
School Choice Enhancement Project Number: P.002102	100,000	100,000	100,000	-	-	-
Fox Trail Elementary School						
Technology Infrastructure Upgrade Project Number: 353185001	17,000	10,233	10,233	-	-	-
Additional Computers to Close Gap Project Number: 353185002	284,000	283,991	283,991	-	-	-
Wireless Network Upgrade and CAT 6 Data Port Upgrade Project Number: 353185003	121,000	78,320	78,320	-	-	-
Music Instruments Project Number: 353185009	50,000	50,000	49,994	-	-	6
School Choice Enhancement Project Number: P.002166	100,000	100,000	91,322	322	6,249	2,107
Franklin Academy A						
Charter School Technology Project Number: 501285004	351,260	351,258	351,258	-	-	-

* Project expenditures include, but are not limited to, construction costs, design costs, permitting costs, advertising costs during the planning and procurement phase, equipment, work orders, and Program Management fees.

There may be some additional financial activity on these projects as the final payments are made and all of the purchase orders are closed-out. When the projects are closed-out remaining balances (savings) are reported to the School Board and returned to the Capital Reserve.

This is a budget and expenditure activity report, and is not a construction status report.
The accompanying introduction and notes are an integral part of this budget activity report.



SMART Program Budget Activity Report

Completed and Meets Standard Projects Detail Schedule for Quarter Ended March 31, 2021



GOB Referendum Approved by Voters on 11/4/2014 - 76 Months Since Approval

School/ Project	Original Budget	Current Budget	Prior Years Expenditures	Commitments	Current Year Expenditures	Balance
Franklin Academy B						
Charter School Technology Project Number: 501085004	39,262	39,261	39,261	-	-	-
Gator Run Elementary School						
Technology Infrastructure Upgrade Project Number: 364285001	176,000	113,689	113,689	-	-	-
Additional Computers to Close Gap Project Number: 364285002	284,000	283,859	283,859	-	-	-
Wireless Network Upgrade and CAT 6 Data Port Upgrade Project Number: 364285003	127,000	68,163	68,163	-	-	-
Music Instruments Project Number: 364285009	50,000	50,000	46,530	-	-	3,470
School Choice Enhancement Project Number: P.002008	100,000	100,000	98,037	-	-	1,963
Glades Middle School						
Additional Computers to Close Gap Project Number: 202185002	281,000	280,980	280,980	-	-	-
Wireless Network Upgrade and CAT 6 Data Port Upgrade Project Number: 202185003	25,000	23,295	23,294	-	-	1
Music Instruments Project Number: 202185009	100,000	100,000	99,059	-	936	5
School Choice Enhancement Project Number: P.001927	100,000	100,000	99,673	-	-	327

* Project expenditures include, but are not limited to, construction costs, design costs, permitting costs, advertising costs during the planning and procurement phase, equipment, work orders, and Program Management fees.

There may be some additional financial activity on these projects as the final payments are made and all of the purchase orders are closed-out. When the projects are closed-out remaining balances (savings) are reported to the School Board and returned to the Capital Reserve.

This is a budget and expenditure activity report, and is not a construction status report.
The accompanying introduction and notes are an integral part of this budget activity report.



SMART Program Budget Activity Report

Completed and Meets Standard Projects Detail Schedule for Quarter Ended March 31, 2021



GOB Referendum Approved by Voters on 11/4/2014 - 76 Months Since Approval

School/ Project	Original Budget	Current Budget	Prior Years Expenditures	Commitments	Current Year Expenditures	Balance
Griffin Elementary School						
Technology Infrastructure Upgrade Project Number: 285185001	26,000	24,681	24,681	-	-	-
Additional Computers to Close Gap Project Number: 285185002	151,000	150,993	150,993	-	-	-
Wireless Network Upgrade and CAT 6 Data Port Upgrade Project Number: 285185003	80,000	46,648	46,648	-	-	-
Music Instruments Project Number: 285185009	50,000	50,000	49,999	-	-	1
School Choice Enhancement Project Number: P.001777	100,000	100,000	99,979	-	-	21
Gulfstream Academy of Hallandale Beach K-8(Hallandale Adult & Community Center)						
Technology Infrastructure Upgrade Project Number: 059285001	143,000	128,656	128,656	-	-	-
Wireless Network Upgrade and CAT 6 Data Port Upgrade Project Number: 059285003	136,000	73,519	73,519	-	-	-
Music Instruments Project Number: 059285009	50,000	-	-	-	-	-
Re-Roof Buildings #13 & 14 Project Number: P.001616	383,000	383,000	351,539	-	-	31,461
School Choice Enhancement Project Number: P.001887	100,000	100,000	100,000	-	-	-

* Project expenditures include, but are not limited to, construction costs, design costs, permitting costs, advertising costs during the planning and procurement phase, equipment, work orders, and Program Management fees.

There may be some additional financial activity on these projects as the final payments are made and all of the purchase orders are closed-out. When the projects are closed-out remaining balances (savings) are reported to the School Board and returned to the Capital Reserve.

This is a budget and expenditure activity report, and is not a construction status report.
The accompanying introduction and notes are an integral part of this budget activity report.



SMART Program Budget Activity Report

Completed and Meets Standard Projects Detail Schedule for Quarter Ended March 31, 2021



GOB Referendum Approved by Voters on 11/4/2014 - 76 Months Since Approval

School/ Project	Original Budget	Current Budget	Prior Years Expenditures	Commitments	Current Year Expenditures	Balance
Gulfstream Academy of Hallandale Beach K-8(Hallandale Elementary School)						
Technology Infrastructure Upgrade Project Number: 013185001	139,000	77,263	77,263	-	-	-
Additional Computers to Close Gap Project Number: 013185002	204,000	203,960	203,960	-	-	-
Wireless Network Upgrade and CAT 6 Data Port Upgrade Project Number: 013185003	82,000	59,742	59,742	-	-	-
Music Instruments Project Number: 013185009	50,000	100,000	79,156	-	-	20,844
Gulfstream Early Learning Center of Excellence						
Additional Computers to Close Gap Project Number: 393185002	46,000	45,772	45,772	-	-	-
Wireless Network Upgrade and CAT 6 Data Port Upgrade Project Number: 393185003	89,000	32,087	-	-	-	32,087
Music Instruments Project Number: 393185009	100,000	-	-	-	-	-
Hallandale High School						
Technology Infrastructure Upgrade Project Number: 040385001	9,000	1,568	1,568	-	-	-
Additional Computers to Close Gap Project Number: 040385002	245,000	244,957	244,957	-	-	-

* Project expenditures include, but are not limited to, construction costs, design costs, permitting costs, advertising costs during the planning and procurement phase, equipment, work orders, and Program Management fees.

There may be some additional financial activity on these projects as the final payments are made and all of the purchase orders are closed-out. When the projects are closed-out remaining balances (savings) are reported to the School Board and returned to the Capital Reserve.

This is a budget and expenditure activity report, and is not a construction status report.
The accompanying introduction and notes are an integral part of this budget activity report.



SMART Program Budget Activity Report

Completed and Meets Standard Projects Detail Schedule for Quarter Ended March 31, 2021



GOB Referendum Approved by Voters on 11/4/2014 - 76 Months Since Approval

School/ Project	Original Budget	Current Budget	Prior Years Expenditures	Commitments	Current Year Expenditures	Balance
Hallandale High School						
Wireless Network Upgrade and CAT 6 Data Port Upgrade Project Number: 040385003	152,000	131,164	131,164	-	-	-
Music Instruments Project Number: 040385009	300,000	300,000	299,963	-	-	37
Track Resurfacing Project Number: P.002076	300,000	300,000	186,744	7,710	-	105,546
Weight Room Renovation Project Number: P.002158	121,000	121,000	120,956	-	-	44
Harbordale Elementary School						
Technology Infrastructure Upgrade Project Number: 049185001	36,000	23,058	23,058	-	-	-
Additional Computers to Close Gap Project Number: 049185002	104,000	103,993	103,993	-	-	-
Wireless Network Upgrade and CAT 6 Data Port Upgrade Project Number: 049185003	45,000	25,301	25,301	-	-	-
Music Instruments Project Number: 049185009	50,000	50,000	48,374	-	-	1,626
Hawkes Bluff Elementary School						
Technology Infrastructure Upgrade Project Number: 313185001	127,000	83,572	83,572	-	-	-
Additional Computers to Close Gap Project Number: 313185002	152,000	151,696	151,696	-	-	-

* Project expenditures include, but are not limited to, construction costs, design costs, permitting costs, advertising costs during the planning and procurement phase, equipment, work orders, and Program Management fees.

There may be some additional financial activity on these projects as the final payments are made and all of the purchase orders are closed-out. When the projects are closed-out remaining balances (savings) are reported to the School Board and returned to the Capital Reserve.

This is a budget and expenditure activity report, and is not a construction status report.
The accompanying introduction and notes are an integral part of this budget activity report.



SMART Program Budget Activity Report

Completed and Meets Standard Projects Detail Schedule for Quarter Ended March 31, 2021



GOB Referendum Approved by Voters on 11/4/2014 - 76 Months Since Approval

School/ Project	Original Budget	Current Budget	Prior Years Expenditures	Commitments	Current Year Expenditures	Balance
Hawkes Bluff Elementary School						
Wireless Network Upgrade and CAT 6 Data Port Upgrade Project Number: 313185003	114,000	60,754	60,754	-	-	-
Music Instruments Project Number: 313185009	50,000	50,000	49,960	-	-	40
School Choice Enhancement Project Number: P.001843	100,000	100,000	99,815	-	185	-
Henry D. Perry Education Center						
Technology Infrastructure Upgrade Project Number: 101185001	9,000	-	-	-	-	-
Additional Computers to Close Gap Project Number: 101185002	64,000	63,974	63,974	-	-	-
Wireless Network Upgrade and CAT 6 Data Port Upgrade Project Number: 101185003	139,000	78,994	78,994	-	-	-
Music Instruments Project Number: 101185009	100,000	50,000	50,000	-	-	-
School Choice Enhancement Project Number: P.002337	100,000	100,000	100,000	-	-	-
Henry McNeal Turner Learning Academy						
Charter School Technology Project Number: 541885004	24,576	24,668	24,668	-	-	-
Heron Heights Elementary School						
Additional Computers to Close Gap Project Number: 396185002	298,000	297,799	297,799	-	-	-

* Project expenditures include, but are not limited to, construction costs, design costs, permitting costs, advertising costs during the planning and procurement phase, equipment, work orders, and Program Management fees.

There may be some additional financial activity on these projects as the final payments are made and all of the purchase orders are closed-out. When the projects are closed-out remaining balances (savings) are reported to the School Board and returned to the Capital Reserve.

This is a budget and expenditure activity report, and is not a construction status report.
The accompanying introduction and notes are an integral part of this budget activity report.



SMART Program Budget Activity Report

Completed and Meets Standard Projects Detail Schedule for Quarter Ended March 31, 2021



GOB Referendum Approved by Voters on 11/4/2014 - 76 Months Since Approval

School/ Project	Original Budget	Current Budget	Prior Years Expenditures	Commitments	Current Year Expenditures	Balance
Heron Heights Elementary School						
Wireless Network Upgrade and CAT 6 Data Port Upgrade Project Number: 396185003	20,000	19,997	19,997	-	-	-
Music Instruments Project Number: 396185009	50,000	50,000	36,982	-	582	12,436
Hollywood Academy of Arts and Science Elementary						
Charter School Technology Project Number: 532585004	311,399	311,392	311,392	-	-	-
Hollywood Academy of Arts and Science Middle						
Charter School Technology Project Number: 536285004	139,365	139,358	139,358	-	-	-
Hollywood Central Elementary School						
Technology Infrastructure Upgrade Project Number: 012185001	26,000	12,199	12,199	-	-	-
Additional Computers to Close Gap Project Number: 012185002	119,000	118,908	118,908	-	-	-
Wireless Network Upgrade and CAT 6 Data Port Upgrade Project Number: 012185003	76,000	51,725	51,725	-	-	-
Music Instruments Project Number: 012185009	50,000	50,000	43,721	-	6,278	1
Hollywood Hills Elementary School						
Additional Computers to Close Gap Project Number: 011185002	189,000	188,866	188,866	-	-	-

* Project expenditures include, but are not limited to, construction costs, design costs, permitting costs, advertising costs during the planning and procurement phase, equipment, work orders, and Program Management fees.

There may be some additional financial activity on these projects as the final payments are made and all of the purchase orders are closed-out. When the projects are closed-out remaining balances (savings) are reported to the School Board and returned to the Capital Reserve.

This is a budget and expenditure activity report, and is not a construction status report.
The accompanying introduction and notes are an integral part of this budget activity report.



SMART Program Budget Activity Report

Completed and Meets Standard Projects Detail Schedule for Quarter Ended March 31, 2021



GOB Referendum Approved by Voters on 11/4/2014 - 76 Months Since Approval

School/ Project	Original Budget	Current Budget	Prior Years Expenditures	Commitments	Current Year Expenditures	Balance
Hollywood Hills Elementary School						
Wireless Network Upgrade and CAT 6 Data Port Upgrade Project Number: 011185003	126,000	1,325	1,325	-	-	-
Music Instruments Project Number: 011185009	50,000	50,000	49,289	-	-	711
Hollywood Hills High School						
Technology Infrastructure Upgrade Project Number: 166185001	64,000	53,175	53,175	-	-	-
Additional Computers to Close Gap Project Number: 166185002	417,000	416,991	416,991	-	-	-
Wireless Network Upgrade and CAT 6 Data Port Upgrade Project Number: 166185003	235,000	114,408	114,408	-	-	-
Music Instruments Project Number: 166185009	300,000	300,000	295,544	-	-	4,456
School Choice Enhancement Project Number: P.001913	100,000	100,000	99,988	-	-	12
Weight Room Renovation Project Number: P.002014	121,000	121,000	120,849	85	-	66
Track Resurfacing Project Number: P.002077	300,000	300,000	276,746	12,123	-	11,131
Hollywood Park Elementary School						
Additional Computers to Close Gap Project Number: 176185002	121,000	120,947	120,947	-	-	-

* Project expenditures include, but are not limited to, construction costs, design costs, permitting costs, advertising costs during the planning and procurement phase, equipment, work orders, and Program Management fees.

There may be some additional financial activity on these projects as the final payments are made and all of the purchase orders are closed-out. When the projects are closed-out remaining balances (savings) are reported to the School Board and returned to the Capital Reserve.

This is a budget and expenditure activity report, and is not a construction status report.
The accompanying introduction and notes are an integral part of this budget activity report.



SMART Program Budget Activity Report

Completed and Meets Standard Projects Detail Schedule for Quarter Ended March 31, 2021



GOB Referendum Approved by Voters on 11/4/2014 - 76 Months Since Approval

School/ Project	Original Budget	Current Budget	Prior Years Expenditures	Commitments	Current Year Expenditures	Balance
Hollywood Park Elementary School						
Wireless Network Upgrade and CAT 6 Data Port Upgrade Project Number: 176185003	72,000	43,004	43,004	-	-	-
Music Instruments Project Number: 176185009	50,000	50,000	49,999	-	-	1
School Choice Enhancement Project Number: P.002028	100,000	100,000	97,334	-	2,490	176
Horizon Elementary School						
Additional Computers to Close Gap Project Number: 253185002	117,000	116,902	116,902	-	-	-
Wireless Network Upgrade and CAT 6 Data Port Upgrade Project Number: 253185003	83,000	55,369	55,369	-	-	-
Music Instruments Project Number: 253185009	50,000	50,000	49,949	-	-	51
School Choice Enhancement Project Number: P.002231	100,000	100,000	100,000	-	-	-
Hunt, James S. Elementary School						
Additional Computers to Close Gap Project Number: 197185002	190,000	189,620	189,620	-	-	-
Wireless Network Upgrade and CAT 6 Data Port Upgrade Project Number: 197185003	94,000	60,906	60,906	-	-	-
Music Instruments Project Number: 197185009	50,000	50,000	49,638	-	-	362
School Choice Enhancement Project Number: P.002380	100,000	100,000	93,764	-	3,413	2,823

* Project expenditures include, but are not limited to, construction costs, design costs, permitting costs, advertising costs during the planning and procurement phase, equipment, work orders, and Program Management fees.

There may be some additional financial activity on these projects as the final payments are made and all of the purchase orders are closed-out. When the projects are closed-out remaining balances (savings) are reported to the School Board and returned to the Capital Reserve.

This is a budget and expenditure activity report, and is not a construction status report.
The accompanying introduction and notes are an integral part of this budget activity report.



SMART Program Budget Activity Report

Completed and Meets Standard Projects Detail Schedule for Quarter Ended March 31, 2021



GOB Referendum Approved by Voters on 11/4/2014 - 76 Months Since Approval

School/ Project	Original Budget	Current Budget	Prior Years Expenditures	Commitments	Current Year Expenditures	Balance
Imagine Charter School at Weston						
Charter School Technology Project Number: 511185004	222,085	222,051	222,051	-	-	-
Imagine Elementary at North Lauderdale Charter School						
Charter School Technology Project Number: 517185004	162,443	162,438	162,438	-	-	-
Imagine Schools at Broward						
Charter School Technology Project Number: 502485004	258,949	258,938	258,938	-	-	-
Indian Ridge Middle School						
Technology Infrastructure Upgrade Project Number: 347185001	327,000	196,810	196,810	-	-	-
Additional Computers to Close Gap Project Number: 347185002	245,000	244,986	244,986	-	-	-
Wireless Network Upgrade and CAT 6 Data Port Upgrade Project Number: 347185003	18,000	3,979	3,979	-	-	-
Music Instruments Project Number: 347185009	100,000	100,000	99,997	-	-	3
School Choice Enhancement Project Number: P.001803	100,000	100,000	99,948	-	-	52
Indian Trace Elementary School						
Technology Infrastructure Upgrade Project Number: 318185001	52,000	50,990	50,990	-	-	-

* Project expenditures include, but are not limited to, construction costs, design costs, permitting costs, advertising costs during the planning and procurement phase, equipment, work orders, and Program Management fees.

There may be some additional financial activity on these projects as the final payments are made and all of the purchase orders are closed-out. When the projects are closed-out remaining balances (savings) are reported to the School Board and returned to the Capital Reserve.

This is a budget and expenditure activity report, and is not a construction status report.
The accompanying introduction and notes are an integral part of this budget activity report.



SMART Program Budget Activity Report

Completed and Meets Standard Projects Detail Schedule for Quarter Ended March 31, 2021



GOB Referendum Approved by Voters on 11/4/2014 - 76 Months Since Approval

School/ Project	Original Budget	Current Budget	Prior Years Expenditures	Commitments	Current Year Expenditures	Balance
Indian Trace Elementary School						
Additional Computers to Close Gap Project Number: 318185002	111,000	110,905	110,905	-	-	-
Wireless Network Upgrade and CAT 6 Data Port Upgrade Project Number: 318185003	46,000	43,737	43,737	-	-	-
Music Instruments Project Number: 318185009	50,000	50,000	49,997	-	-	3
School Choice Enhancement Project Number: P.002226	100,000	100,000	96,028	1,706	-	2,266
Kidz Choice Charter						
Charter School Technology Project Number: 540985004	32,069	32,063	32,063	-	-	-
King, Martin Luther (Dr. Martin Luther King, Jr. Montessori Academy)						
Additional Computers to Close Gap Project Number: 161185002	43,000	42,892	42,892	-	-	-
Wireless Network Upgrade and CAT 6 Data Port Upgrade Project Number: 161185003	49,000	36,085	36,085	-	-	-
Music Instruments Project Number: 161185009	50,000	50,000	50,000	-	-	-
Building Envelope Improvements (Roof, Window, Ext Wall, etc.), Fire Sprinklers, HVAC Improvements Project Number: P.001662	1,061,000	1,061,000	871,496	117,406	24,052	48,046
School Choice Enhancement Project Number: P.001802	100,000	100,000	99,997	-	-	3

* Project expenditures include, but are not limited to, construction costs, design costs, permitting costs, advertising costs during the planning and procurement phase, equipment, work orders, and Program Management fees.

There may be some additional financial activity on these projects as the final payments are made and all of the purchase orders are closed-out. When the projects are closed-out remaining balances (savings) are reported to the School Board and returned to the Capital Reserve.

This is a budget and expenditure activity report, and is not a construction status report.
The accompanying introduction and notes are an integral part of this budget activity report.



SMART Program Budget Activity Report

Completed and Meets Standard Projects Detail Schedule for Quarter Ended March 31, 2021



GOB Referendum Approved by Voters on 11/4/2014 - 76 Months Since Approval

School/ Project	Original Budget	Current Budget	Prior Years Expenditures	Commitments	Current Year Expenditures	Balance
Lake Forest Elementary School						
Technology Infrastructure Upgrade Project Number: 083185001	17,000	11,378	11,378	-	-	-
Additional Computers to Close Gap Project Number: 083185002	169,000	168,884	168,884	-	-	-
Wireless Network Upgrade and CAT 6 Data Port Upgrade Project Number: 083185003	45,000	32,051	32,051	-	-	-
Music Instruments Project Number: 083185009	50,000	50,000	49,962	-	-	38
Re-roof of Building #4 in accordance with all applicable Codes and Standards Project Number: P.001484	475,000	475,000	348,772	-	-	126,228
Lakeside Elementary School						
Technology Infrastructure Upgrade Project Number: 359185001	128,000	97,362	97,362	-	-	-
Additional Computers to Close Gap Project Number: 359185002	196,000	195,957	195,957	-	-	-
Wireless Network Upgrade and CAT 6 Data Port Upgrade Project Number: 359185003	83,000	53,043	53,043	-	-	-
Music Instruments Project Number: 359185009	50,000	50,000	49,992	-	-	8

* Project expenditures include, but are not limited to, construction costs, design costs, permitting costs, advertising costs during the planning and procurement phase, equipment, work orders, and Program Management fees.

There may be some additional financial activity on these projects as the final payments are made and all of the purchase orders are closed-out. When the projects are closed-out remaining balances (savings) are reported to the School Board and returned to the Capital Reserve.

This is a budget and expenditure activity report, and is not a construction status report.
The accompanying introduction and notes are an integral part of this budget activity report.



SMART Program Budget Activity Report

Completed and Meets Standard Projects Detail Schedule for Quarter Ended March 31, 2021



GOB Referendum Approved by Voters on 11/4/2014 - 76 Months Since Approval

School/ Project	Original Budget	Current Budget	Prior Years Expenditures	Commitments	Current Year Expenditures	Balance
Lanier-James Education Center						
Wireless Network Upgrade and CAT 6 Data Port Upgrade Project Number: 040585003	62,000	44,633	44,633	-	-	-
Music Instruments Project Number: 040585009	50,000	-	-	-	-	-
School Choice Enhancement Project Number: P.002025	100,000	100,000	99,664	-	324	12
Larkdale Elementary School						
Additional Computers to Close Gap Project Number: 062185002	19,000	18,983	18,983	-	-	-
Wireless Network Upgrade and CAT 6 Data Port Upgrade Project Number: 062185003	40,000	35,174	35,174	-	-	-
Music Instruments Project Number: 062185009	50,000	-	-	-	-	-
Lauderdale Lakes Middle School						
Technology Infrastructure Upgrade Project Number: 170185001	9,000	6,582	6,582	-	-	-
Additional Computers to Close Gap Project Number: 170185002	112,000	111,846	111,846	-	-	-
Wireless Network Upgrade and CAT 6 Data Port Upgrade Project Number: 170185003	45,000	43,744	43,744	-	-	-
Music Instruments Project Number: 170185009	100,000	100,000	99,976	-	-	24

* Project expenditures include, but are not limited to, construction costs, design costs, permitting costs, advertising costs during the planning and procurement phase, equipment, work orders, and Program Management fees.

There may be some additional financial activity on these projects as the final payments are made and all of the purchase orders are closed-out. When the projects are closed-out remaining balances (savings) are reported to the School Board and returned to the Capital Reserve.

This is a budget and expenditure activity report, and is not a construction status report.
The accompanying introduction and notes are an integral part of this budget activity report.



SMART Program Budget Activity Report

Completed and Meets Standard Projects Detail Schedule for Quarter Ended March 31, 2021



GOB Referendum Approved by Voters on 11/4/2014 - 76 Months Since Approval

School/ Project	Original Budget	Current Budget	Prior Years Expenditures	Commitments	Current Year Expenditures	Balance
Lauderdale Lakes Middle School						
School Choice Enhancement Project Number: P.001966	100,000	100,000	65,497	-	31,701	2,802
Lauderdale Manors Early Learning and Resource Center						
Wireless Network Upgrade and CAT 6 Data Port Upgrade Project Number: 043185003	11,000	10,996	10,996	-	-	-
Music Instruments Project Number: 043185009	50,000	-	-	-	-	-
School Choice Enhancement Project Number: P.001909	100,000	100,000	99,705	157	-	138
Lauderhill 6-12 School						
Technology Infrastructure Upgrade Project Number: 139185001	17,000	-	-	-	-	-
Wireless Network Upgrade and CAT 6 Data Port Upgrade Project Number: 139185003	115,000	103,790	103,790	-	-	-
Music Instruments Project Number: 139185009	300,000	300,000	233,875	-	40,535	25,590
Weight Room Renovation Project Number: P.002048	121,000	121,000	114,790	6,210	-	-
Lauderhill-Paul Turner Elementary School						
Additional Computers to Close Gap Project Number: 138185002	165,000	164,988	164,988	-	-	-
Wireless Network Upgrade and CAT 6 Data Port Upgrade Project Number: 138185003	51,000	37,548	37,548	-	-	-

* Project expenditures include, but are not limited to, construction costs, design costs, permitting costs, advertising costs during the planning and procurement phase, equipment, work orders, and Program Management fees.

There may be some additional financial activity on these projects as the final payments are made and all of the purchase orders are closed-out. When the projects are closed-out remaining balances (savings) are reported to the School Board and returned to the Capital Reserve.

This is a budget and expenditure activity report, and is not a construction status report.
The accompanying introduction and notes are an integral part of this budget activity report.



SMART Program Budget Activity Report

Completed and Meets Standard Projects Detail Schedule for Quarter Ended March 31, 2021



GOB Referendum Approved by Voters on 11/4/2014 - 76 Months Since Approval

School/ Project	Original Budget	Current Budget	Prior Years Expenditures	Commitments	Current Year Expenditures	Balance
Lauderhill-Paul Turner Elementary School						
Music Instruments Project Number: 138185009	50,000	50,000	43,721	-	6,278	1
Liberty Elementary School						
Technology Infrastructure Upgrade Project Number: 382185001	26,000	12,834	12,834	-	-	-
Additional Computers to Close Gap Project Number: 382185002	262,000	261,909	261,909	-	-	-
Wireless Network Upgrade and CAT 6 Data Port Upgrade Project Number: 382185003	105,000	76,647	76,647	-	-	-
Music Instruments Project Number: 382185009	50,000	50,000	49,933	-	-	67
School Choice Enhancement Project Number: P.001714	100,000	100,000	100,000	-	-	-
Conversion of Existing Space to Music and/or Art Lab(s), HVAC Improvements, Music Room Renovation, PE/Athletic Improvements Project Number: P.001999	377,000	465,093	61,646	18,513	318,672	66,262
Lloyd Estates Elementary School						
Additional Computers to Close Gap Project Number: 109185002	151,000	150,966	150,966	-	-	-
Wireless Network Upgrade and CAT 6 Data Port Upgrade Project Number: 109185003	28,000	24,830	24,830	-	-	-

* Project expenditures include, but are not limited to, construction costs, design costs, permitting costs, advertising costs during the planning and procurement phase, equipment, work orders, and Program Management fees.

There may be some additional financial activity on these projects as the final payments are made and all of the purchase orders are closed-out. When the projects are closed-out remaining balances (savings) are reported to the School Board and returned to the Capital Reserve.

This is a budget and expenditure activity report, and is not a construction status report.
The accompanying introduction and notes are an integral part of this budget activity report.



SMART Program Budget Activity Report

Completed and Meets Standard Projects Detail Schedule for Quarter Ended March 31, 2021



GOB Referendum Approved by Voters on 11/4/2014 - 76 Months Since Approval

School/ Project	Original Budget	Current Budget	Prior Years Expenditures	Commitments	Current Year Expenditures	Balance
Lloyd Estates Elementary School						
Music Instruments Project Number: 109185009	50,000	50,000	49,987	-	-	13
School Choice Enhancement Project Number: P.001891	100,000	100,000	99,560	358	-	82
Lyons Creek Middle School						
Technology Infrastructure Upgrade Project Number: 310185001	192,000	165,569	165,569	-	-	-
Additional Computers to Close Gap Project Number: 310185002	225,000	224,979	224,979	-	-	-
Wireless Network Upgrade and CAT 6 Data Port Upgrade Project Number: 310185003	11,000	7,575	7,575	-	-	-
Music Instruments Project Number: 310185009	100,000	100,000	99,930	-	-	70
Manatee Bay Elementary School						
Technology Infrastructure Upgrade Project Number: 384185001	65,000	40,991	40,991	-	-	-
Additional Computers to Close Gap Project Number: 384185002	304,000	303,892	303,892	-	-	-
Wireless Network Upgrade and CAT 6 Data Port Upgrade Project Number: 384185003	113,000	76,077	76,077	-	-	-
Music Instruments Project Number: 384185009	50,000	50,000	49,998	-	-	2

* Project expenditures include, but are not limited to, construction costs, design costs, permitting costs, advertising costs during the planning and procurement phase, equipment, work orders, and Program Management fees.

There may be some additional financial activity on these projects as the final payments are made and all of the purchase orders are closed-out. When the projects are closed-out remaining balances (savings) are reported to the School Board and returned to the Capital Reserve.

This is a budget and expenditure activity report, and is not a construction status report.
The accompanying introduction and notes are an integral part of this budget activity report.



SMART Program Budget Activity Report

Completed and Meets Standard Projects Detail Schedule for Quarter Ended March 31, 2021



GOB Referendum Approved by Voters on 11/4/2014 - 76 Months Since Approval

School/ Project	Original Budget	Current Budget	Prior Years Expenditures	Commitments	Current Year Expenditures	Balance
Manatee Bay Elementary School						
Art Room Renovation and Equipment, Building Envelope Improvements (Roof, Window, Ext Wall, etc.), Conversion of Existing Space to Music and/or Art Lab(s), HVAC Improvements, Music Room Renovation Project Number: P.001759	1,759,000	2,384,661	2,278,862	12,590	63,823	29,386
School Choice Enhancement Project Number: P.001776	100,000	100,000	99,923	-	70	7
Maplewood Elementary School						
Technology Infrastructure Upgrade Project Number: 274185001	84,000	42,552	42,552	-	-	-
Additional Computers to Close Gap Project Number: 274185002	148,000	147,639	147,639	-	-	-
Wireless Network Upgrade and CAT 6 Data Port Upgrade Project Number: 274185003	99,000	52,586	52,586	-	-	-
Music Instruments Project Number: 274185009	50,000	50,000	49,649	-	243	108
School Choice Enhancement Project Number: P.001798	100,000	100,000	99,500	-	-	500
Margate Elementary School						
Technology Infrastructure Upgrade Project Number: 116185001	34,000	23,227	23,227	-	-	-

* Project expenditures include, but are not limited to, construction costs, design costs, permitting costs, advertising costs during the planning and procurement phase, equipment, work orders, and Program Management fees.

There may be some additional financial activity on these projects as the final payments are made and all of the purchase orders are closed-out. When the projects are closed-out remaining balances (savings) are reported to the School Board and returned to the Capital Reserve.

This is a budget and expenditure activity report, and is not a construction status report.
The accompanying introduction and notes are an integral part of this budget activity report.



SMART Program Budget Activity Report

Completed and Meets Standard Projects Detail Schedule for Quarter Ended March 31, 2021



GOB Referendum Approved by Voters on 11/4/2014 - 76 Months Since Approval

School/ Project	Original Budget	Current Budget	Prior Years Expenditures	Commitments	Current Year Expenditures	Balance
Margate Elementary School						
Additional Computers to Close Gap Project Number: 116185002	228,000	227,909	227,909	-	-	-
Wireless Network Upgrade and CAT 6 Data Port Upgrade Project Number: 116185003	125,000	75,728	75,728	-	-	-
Music Instruments Project Number: 116185009	50,000	50,000	49,927	-	-	73
Margate Middle School						
Technology Infrastructure Upgrade Project Number: 058185001	4,000	-	-	-	-	-
Additional Computers to Close Gap Project Number: 058185002	146,000	145,842	145,842	-	-	-
Wireless Network Upgrade and CAT 6 Data Port Upgrade Project Number: 058185003	136,000	83,218	83,218	-	-	-
Music Instruments Project Number: 058185009	100,000	100,000	99,864	-	-	136
School Choice Enhancement Project Number: P.002232	100,000	100,000	85,174	5,029	9,695	102
Markham, C. Robert Elementary School						
Technology Infrastructure Upgrade Project Number: 167185001	4,000	3,956	3,956	-	-	-
Additional Computers to Close Gap Project Number: 167185002	155,000	154,995	154,995	-	-	-

* Project expenditures include, but are not limited to, construction costs, design costs, permitting costs, advertising costs during the planning and procurement phase, equipment, work orders, and Program Management fees.

There may be some additional financial activity on these projects as the final payments are made and all of the purchase orders are closed-out. When the projects are closed-out remaining balances (savings) are reported to the School Board and returned to the Capital Reserve.

This is a budget and expenditure activity report, and is not a construction status report.
The accompanying introduction and notes are an integral part of this budget activity report.



SMART Program Budget Activity Report

Completed and Meets Standard Projects Detail Schedule for Quarter Ended March 31, 2021



GOB Referendum Approved by Voters on 11/4/2014 - 76 Months Since Approval

School/ Project	Original Budget	Current Budget	Prior Years Expenditures	Commitments	Current Year Expenditures	Balance
Markham, C. Robert Elementary School						
Wireless Network Upgrade and CAT 6 Data Port Upgrade Project Number: 167185003	42,000	25,967	25,967	-	-	-
Music Instruments Project Number: 167185009	50,000	-	-	-	-	-
School Choice Enhancement Project Number: P.002227	100,000	100,000	98,564	-	-	1,436
Mavericks High of Central Broward County						
Charter School Technology Project Number: 548185004	105,798	105,721	105,721	-	-	-
Mavericks High School of North Broward						
Charter School Technology Project Number: 500985004	107,296	107,294	107,294	-	-	-
McArthur High School						
Technology Infrastructure Upgrade Project Number: 024185001	26,000	9,665	9,665	-	-	-
Additional Computers to Close Gap Project Number: 024185002	263,000	262,988	262,988	-	-	-
Wireless Network Upgrade and CAT 6 Data Port Upgrade Project Number: 024185003	191,000	111,877	111,877	-	-	-
Music Instruments Project Number: 024185009	300,000	300,000	299,871	-	-	129
Weight Room Renovation Project Number: P.002155	121,000	121,000	120,992	-	-	8

* Project expenditures include, but are not limited to, construction costs, design costs, permitting costs, advertising costs during the planning and procurement phase, equipment, work orders, and Program Management fees.

There may be some additional financial activity on these projects as the final payments are made and all of the purchase orders are closed-out. When the projects are closed-out remaining balances (savings) are reported to the School Board and returned to the Capital Reserve.

This is a budget and expenditure activity report, and is not a construction status report.
The accompanying introduction and notes are an integral part of this budget activity report.



SMART Program Budget Activity Report

Completed and Meets Standard Projects Detail Schedule for Quarter Ended March 31, 2021



GOB Referendum Approved by Voters on 11/4/2014 - 76 Months Since Approval

School/ Project	Original Budget	Current Budget	Prior Years Expenditures	Commitments	Current Year Expenditures	Balance
McFatter Technical College						
Technology Infrastructure Upgrade Project Number: 129185001	362,000	329,280	329,280	-	-	-
Wireless Network Upgrade and CAT 6 Data Port Upgrade Project Number: 129185003	126,000	94,296	94,296	-	-	-
School Choice Enhancement Project Number: P.001851	100,000	100,000	99,996	-	-	4
McFatter Technical, Broward Fire Academy						
Technology Infrastructure Upgrade Project Number: 277185001	13,000	8,259	8,259	-	-	-
School Choice Enhancement Project Number: P.001790	100,000	100,000	100,000	-	-	-
McNab Elementary School						
Technology Infrastructure Upgrade Project Number: 084185001	92,000	64,075	64,075	-	-	-
Additional Computers to Close Gap Project Number: 084185002	124,000	123,994	123,994	-	-	-
Wireless Network Upgrade and CAT 6 Data Port Upgrade Project Number: 084185003	52,000	-	-	-	-	-
Music Instruments Project Number: 084185009	50,000	50,000	46,919	-	-	3,081
McNicol Middle School						
Wireless Network Upgrade and CAT 6 Data Port Upgrade Project Number: 048185003	65,000	49,731	49,731	-	-	-

* Project expenditures include, but are not limited to, construction costs, design costs, permitting costs, advertising costs during the planning and procurement phase, equipment, work orders, and Program Management fees.

There may be some additional financial activity on these projects as the final payments are made and all of the purchase orders are closed-out. When the projects are closed-out remaining balances (savings) are reported to the School Board and returned to the Capital Reserve.

This is a budget and expenditure activity report, and is not a construction status report.
The accompanying introduction and notes are an integral part of this budget activity report.



SMART Program Budget Activity Report

Completed and Meets Standard Projects Detail Schedule for Quarter Ended March 31, 2021



GOB Referendum Approved by Voters on 11/4/2014 - 76 Months Since Approval

School/ Project	Original Budget	Current Budget	Prior Years Expenditures	Commitments	Current Year Expenditures	Balance
McNicol Middle School						
Music Instruments Project Number: 048185009	100,000	100,000	100,000	-	-	-
School Choice Enhancement Project Number: P.001701	100,000	100,000	99,927	-	-	73
Building Envelope Improvements (Roof, Window, Ext Wall, etc.), Conversion of Existing Space to Music and/or Art Lab(s), Fire Sprinklers, HVAC Improvements, Music Room Renovation Project Number: P.001941	1,345,000	1,345,000	1,206,152	23,724	27,716	87,408
Meadowbrook Elementary School						
Additional Computers to Close Gap Project Number: 076185002	183,000	182,918	182,918	-	-	-
Wireless Network Upgrade and CAT 6 Data Port Upgrade Project Number: 076185003	40,000	35,458	35,458	-	-	-
Music Instruments Project Number: 076185009	50,000	50,000	48,857	-	-	1,143
Millennium 6-12 Collegiate Academy						
Additional Computers to Close Gap Project Number: 477285002	290,000	289,892	289,892	-	-	-
Wireless Network Upgrade and CAT 6 Data Port Upgrade Project Number: 477285003	124,000	89,041	89,041	-	-	-
Music Instruments Project Number: 477285009	100,000	100,000	99,769	-	-	231

* Project expenditures include, but are not limited to, construction costs, design costs, permitting costs, advertising costs during the planning and procurement phase, equipment, work orders, and Program Management fees.

There may be some additional financial activity on these projects as the final payments are made and all of the purchase orders are closed-out. When the projects are closed-out remaining balances (savings) are reported to the School Board and returned to the Capital Reserve.

This is a budget and expenditure activity report, and is not a construction status report.
The accompanying introduction and notes are an integral part of this budget activity report.



SMART Program Budget Activity Report

Completed and Meets Standard Projects Detail Schedule for Quarter Ended March 31, 2021



GOB Referendum Approved by Voters on 11/4/2014 - 76 Months Since Approval

School/ Project	Original Budget	Current Budget	Prior Years Expenditures	Commitments	Current Year Expenditures	Balance
Millennium 6-12 Collegiate Academy						
School Choice Enhancement Project Number: P.002175	100,000	100,000	99,682	-	-	318
Miramar Elementary School						
Technology Infrastructure Upgrade Project Number: 053185001	17,000	-	-	-	-	-
Additional Computers to Close Gap Project Number: 053185002	210,000	209,973	209,973	-	-	-
Wireless Network Upgrade and CAT 6 Data Port Upgrade Project Number: 053185003	96,000	63,993	63,993	-	-	-
Music Instruments Project Number: 053185009	50,000	50,000	49,999	-	-	1
Building Envelope Improvements (Roof, Window, Ext Wall, etc.), HVAC Improvements Project Number: P.001727	3,798,000	6,084,935	5,390,140	145,859	56,778	492,158
School Choice Enhancement Project Number: P.001990	100,000	100,000	99,935	-	-	65
Miramar High School						
Additional Computers to Close Gap Project Number: 175185002	598,000	597,944	597,944	-	-	-
Wireless Network Upgrade and CAT 6 Data Port Upgrade Project Number: 175185003	248,000	162,984	162,984	-	-	-
Music Instruments Project Number: 175185009	300,000	300,000	294,375	-	-	5,625

* Project expenditures include, but are not limited to, construction costs, design costs, permitting costs, advertising costs during the planning and procurement phase, equipment, work orders, and Program Management fees.

There may be some additional financial activity on these projects as the final payments are made and all of the purchase orders are closed-out. When the projects are closed-out remaining balances (savings) are reported to the School Board and returned to the Capital Reserve.

This is a budget and expenditure activity report, and is not a construction status report.
The accompanying introduction and notes are an integral part of this budget activity report.



SMART Program Budget Activity Report

Completed and Meets Standard Projects Detail Schedule for Quarter Ended March 31, 2021



GOB Referendum Approved by Voters on 11/4/2014 - 76 Months Since Approval

School/ Project	Original Budget	Current Budget	Prior Years Expenditures	Commitments	Current Year Expenditures	Balance
Miramar High School						
Track Resurfacing Project Number: P.002051	300,000	300,000	272,452	27,548	-	-
Weight Room Renovation Project Number: P.002154	121,000	121,000	120,459	-	-	541
School Choice Enhancement Project Number: P.002326	100,000	100,000	100,000	-	-	-
Mirror Lake Elementary School						
Additional Computers to Close Gap Project Number: 184185002	60,000	59,945	59,945	-	-	-
Wireless Network Upgrade and CAT 6 Data Port Upgrade Project Number: 184185003	85,000	52,462	52,462	-	-	-
Music Instruments Project Number: 184185009	50,000	50,000	49,996	-	-	4
School Choice Enhancement Project Number: P.001932	100,000	100,000	99,960	-	-	40
Monarch High School						
Technology Infrastructure Upgrade Project Number: 354185001	304,000	214,904	214,904	-	-	-
Additional Computers to Close Gap Project Number: 354185002	596,000	595,974	595,974	-	-	-
Wireless Network Upgrade and CAT 6 Data Port Upgrade Project Number: 354185003	14,000	8,686	8,686	-	-	-
Music Instruments Project Number: 354185009	300,000	300,000	290,820	-	-	9,180

* Project expenditures include, but are not limited to, construction costs, design costs, permitting costs, advertising costs during the planning and procurement phase, equipment, work orders, and Program Management fees.

There may be some additional financial activity on these projects as the final payments are made and all of the purchase orders are closed-out. When the projects are closed-out remaining balances (savings) are reported to the School Board and returned to the Capital Reserve.

This is a budget and expenditure activity report, and is not a construction status report.
The accompanying introduction and notes are an integral part of this budget activity report.



SMART Program Budget Activity Report

Completed and Meets Standard Projects Detail Schedule for Quarter Ended March 31, 2021



GOB Referendum Approved by Voters on 11/4/2014 - 76 Months Since Approval

School/ Project	Original Budget	Current Budget	Prior Years Expenditures	Commitments	Current Year Expenditures	Balance
Monarch High School						
Track Resurfacing Project Number: P.002058	300,000	335,000	119,540	-	-	215,460
Weight Room Renovation Project Number: P.002159	121,000	121,000	120,950	-	-	50
School Choice Enhancement Project Number: P.002458	100,000	100,000	89,838	-	7,653	2,509
Morrow Elementary School						
Additional Computers to Close Gap Project Number: 269185002	71,000	70,888	70,888	-	-	-
Wireless Network Upgrade and CAT 6 Data Port Upgrade Project Number: 269185003	90,000	77,553	77,553	-	-	-
Music Instruments Project Number: 269185009	50,000	-	-	-	-	-
ADA Stage Lift, Electrical Improvements, Fire Sprinkler Protection and Fire Alarm, HVAC Improvements, Media Center improvements Project Number: P.001996	2,386,623	1,917,583	1,284,346	334,833	95,038	203,366
New Renaissance Middle School						
Additional Computers to Close Gap Project Number: 391185002	155,000	154,973	154,973	-	-	-
Wireless Network Upgrade and CAT 6 Data Port Upgrade Project Number: 391185003	137,000	109,211	109,211	-	-	-
Music Instruments Project Number: 391185009	100,000	100,000	99,999	-	-	1

* Project expenditures include, but are not limited to, construction costs, design costs, permitting costs, advertising costs during the planning and procurement phase, equipment, work orders, and Program Management fees.

There may be some additional financial activity on these projects as the final payments are made and all of the purchase orders are closed-out. When the projects are closed-out remaining balances (savings) are reported to the School Board and returned to the Capital Reserve.

This is a budget and expenditure activity report, and is not a construction status report.
The accompanying introduction and notes are an integral part of this budget activity report.



SMART Program Budget Activity Report

Completed and Meets Standard Projects Detail Schedule for Quarter Ended March 31, 2021



GOB Referendum Approved by Voters on 11/4/2014 - 76 Months Since Approval

School/ Project	Original Budget	Current Budget	Prior Years Expenditures	Commitments	Current Year Expenditures	Balance
New River Middle School						
Additional Computers to Close Gap Project Number: 088185002	244,000	243,975	243,975	-	-	-
Wireless Network Upgrade and CAT 6 Data Port Upgrade Project Number: 088185003	68,000	59,913	59,913	-	-	-
Music Instruments Project Number: 088185009	100,000	100,000	99,987	-	-	13
School Choice Enhancement Project Number: P.001703	100,000	100,000	99,988	-	-	12
Nob Hill Elementary School						
Technology Infrastructure Upgrade Project Number: 267185001	34,000	5,249	5,249	-	-	-
Additional Computers to Close Gap Project Number: 267185002	179,000	178,901	178,901	-	-	-
Wireless Network Upgrade and CAT 6 Data Port Upgrade Project Number: 267185003	91,000	49,236	49,236	-	-	-
Music Instruments Project Number: 267185009	50,000	50,000	43,719	-	6,278	3
Norcrest Elementary School						
Technology Infrastructure Upgrade Project Number: 056185001	114,000	56,230	56,230	-	-	-
Additional Computers to Close Gap Project Number: 056185002	217,000	216,612	216,612	-	-	-

* Project expenditures include, but are not limited to, construction costs, design costs, permitting costs, advertising costs during the planning and procurement phase, equipment, work orders, and Program Management fees.

There may be some additional financial activity on these projects as the final payments are made and all of the purchase orders are closed-out. When the projects are closed-out remaining balances (savings) are reported to the School Board and returned to the Capital Reserve.

This is a budget and expenditure activity report, and is not a construction status report.
The accompanying introduction and notes are an integral part of this budget activity report.



SMART Program Budget Activity Report

Completed and Meets Standard Projects Detail Schedule for Quarter Ended March 31, 2021



GOB Referendum Approved by Voters on 11/4/2014 - 76 Months Since Approval

School/ Project	Original Budget	Current Budget	Prior Years Expenditures	Commitments	Current Year Expenditures	Balance
Norcrest Elementary School						
Wireless Network Upgrade and CAT 6 Data Port Upgrade Project Number: 056185003	104,000	58,598	58,598	-	-	-
Music Instruments Project Number: 056185009	50,000	50,000	50,000	-	-	-
School Choice Enhancement Project Number: P.001770	100,000	100,000	99,950	-	-	50
North Andrews Gardens Elementary School						
Additional Computers to Close Gap Project Number: 052185002	221,000	221,000	221,000	-	-	-
Wireless Network Upgrade and CAT 6 Data Port Upgrade Project Number: 052185003	98,000	58,970	58,970	-	-	-
Music Instruments Project Number: 052185009	50,000	50,000	49,834	-	-	166
North Broward Academy of Excellence Elementary						
Charter School Technology Project Number: 516185004	204,402	204,400	204,400	-	-	-
North Broward Academy of Excellence Middle						
Charter School Technology Project Number: 537185004	105,198	105,195	105,195	-	-	-
North Fork Elementary School						
Wireless Network Upgrade and CAT 6 Data Port Upgrade Project Number: 119185003	55,000	31,213	31,213	-	-	0

* Project expenditures include, but are not limited to, construction costs, design costs, permitting costs, advertising costs during the planning and procurement phase, equipment, work orders, and Program Management fees.

There may be some additional financial activity on these projects as the final payments are made and all of the purchase orders are closed-out. When the projects are closed-out remaining balances (savings) are reported to the School Board and returned to the Capital Reserve.

This is a budget and expenditure activity report, and is not a construction status report.
The accompanying introduction and notes are an integral part of this budget activity report.



SMART Program Budget Activity Report

Completed and Meets Standard Projects Detail Schedule for Quarter Ended March 31, 2021



GOB Referendum Approved by Voters on 11/4/2014 - 76 Months Since Approval

School/ Project	Original Budget	Current Budget	Prior Years Expenditures	Commitments	Current Year Expenditures	Balance
North Fork Elementary School						
Music Instruments Project Number: 119185009	50,000	50,000	43,382	-	-	6,618
Remodel Reception area including millwork, addition of one new door and relocation of electrical fixtures and exit signs Project Number: P.001901	33,617	62,480	55,668	1,631	-	5,181
North Lauderdale Elementary School						
Technology Infrastructure Upgrade Project Number: 223185001	66,000	38,471	38,471	-	-	-
Additional Computers to Close Gap Project Number: 223185002	91,000	90,891	90,891	-	-	-
Wireless Network Upgrade and CAT 6 Data Port Upgrade Project Number: 223185003	97,000	63,122	63,122	-	-	-
Music Instruments Project Number: 223185009	50,000	50,000	49,999	-	-	1
North Side Elementary School						
Additional Computers to Close Gap Project Number: 004185002	81,000	80,977	80,977	-	-	-
Wireless Network Upgrade and CAT 6 Data Port Upgrade Project Number: 004185003	29,000	26,288	26,288	-	-	-
Music Instruments Project Number: 004185009	50,000	50,000	43,361	-	6,278	361
School Choice Enhancement Project Number: P.002021	100,000	100,000	100,000	-	-	-

* Project expenditures include, but are not limited to, construction costs, design costs, permitting costs, advertising costs during the planning and procurement phase, equipment, work orders, and Program Management fees.

There may be some additional financial activity on these projects as the final payments are made and all of the purchase orders are closed-out. When the projects are closed-out remaining balances (savings) are reported to the School Board and returned to the Capital Reserve.

This is a budget and expenditure activity report, and is not a construction status report.
The accompanying introduction and notes are an integral part of this budget activity report.



SMART Program Budget Activity Report

Completed and Meets Standard Projects Detail Schedule for Quarter Ended March 31, 2021



GOB Referendum Approved by Voters on 11/4/2014 - 76 Months Since Approval

School/ Project	Original Budget	Current Budget	Prior Years Expenditures	Commitments	Current Year Expenditures	Balance
Northeast High School						
Technology Infrastructure Upgrade Project Number: 124185001	326,000	304,215	304,215	-	-	-
Additional Computers to Close Gap Project Number: 124185002	419,000	418,983	418,983	-	-	-
Wireless Network Upgrade and CAT 6 Data Port Upgrade Project Number: 124185003	119,000	116,435	116,435	-	-	-
Music Instruments Project Number: 124185009	300,000	300,000	298,231	-	1,347	422
Weight Room Renovation Project Number: P.002016	121,000	121,000	-	61,790	58,745	465
Nova Blanche Forman Elementary School						
Technology Infrastructure Upgrade Project Number: 128285001	60,000	25,621	25,621	-	-	-
Additional Computers to Close Gap Project Number: 128285002	171,000	170,556	170,556	-	-	-
Wireless Network Upgrade and CAT 6 Data Port Upgrade Project Number: 128285003	51,000	50,299	50,299	-	-	-
Music Instruments Project Number: 128285009	50,000	50,000	49,999	-	-	1
School Choice Enhancement Project Number: P.002453	100,000	100,000	57,709	1,282	41,009	-

* Project expenditures include, but are not limited to, construction costs, design costs, permitting costs, advertising costs during the planning and procurement phase, equipment, work orders, and Program Management fees.

There may be some additional financial activity on these projects as the final payments are made and all of the purchase orders are closed-out. When the projects are closed-out remaining balances (savings) are reported to the School Board and returned to the Capital Reserve.

This is a budget and expenditure activity report, and is not a construction status report.
The accompanying introduction and notes are an integral part of this budget activity report.



SMART Program Budget Activity Report

Completed and Meets Standard Projects Detail Schedule for Quarter Ended March 31, 2021



GOB Referendum Approved by Voters on 11/4/2014 - 76 Months Since Approval

School/ Project	Original Budget	Current Budget	Prior Years Expenditures	Commitments	Current Year Expenditures	Balance
Nova Dwight D Eisenhower Elementary School						
Technology Infrastructure Upgrade Project Number: 127185001	8,000	7,689	7,689	-	-	-
Additional Computers to Close Gap Project Number: 127185002	48,000	47,991	47,991	-	-	-
Wireless Network Upgrade and CAT 6 Data Port Upgrade Project Number: 127185003	88,000	78,681	78,681	-	-	-
Music Instruments Project Number: 127185009	50,000	-	-	-	-	-
Nova High School						
Technology Infrastructure Upgrade Project Number: 128185001	270,000	270,000	270,000	-	-	-
Additional Computers to Close Gap Project Number: 128185002	501,000	500,979	500,979	-	-	-
Wireless Network Upgrade and CAT 6 Data Port Upgrade Project Number: 128185003	91,000	91,000	91,000	-	-	-
Music Instruments Project Number: 128185009	300,000	300,000	295,922	-	150	3,928
School Choice Enhancement Project Number: P.001811	100,000	100,000	99,963	-	-	37
Weight Room Renovation Project Number: P.002017	121,000	121,000	120,924	70	-	6

* Project expenditures include, but are not limited to, construction costs, design costs, permitting costs, advertising costs during the planning and procurement phase, equipment, work orders, and Program Management fees.

There may be some additional financial activity on these projects as the final payments are made and all of the purchase orders are closed-out. When the projects are closed-out remaining balances (savings) are reported to the School Board and returned to the Capital Reserve.

This is a budget and expenditure activity report, and is not a construction status report.
The accompanying introduction and notes are an integral part of this budget activity report.



SMART Program Budget Activity Report

Completed and Meets Standard Projects Detail Schedule for Quarter Ended March 31, 2021



GOB Referendum Approved by Voters on 11/4/2014 - 76 Months Since Approval

School/ Project	Original Budget	Current Budget	Prior Years Expenditures	Commitments	Current Year Expenditures	Balance
Nova Middle School						
Technology Infrastructure Upgrade Project Number: 131185001	200,000	199,981	199,981	-	-	-
Additional Computers to Close Gap Project Number: 131185002	62,000	61,889	61,889	-	-	-
Wireless Network Upgrade and CAT 6 Data Port Upgrade Project Number: 131185003	51,000	50,984	50,984	-	-	-
Music Instruments Project Number: 131185009	100,000	100,000	99,972	-	-	28
School Choice Enhancement Project Number: P.001997	100,000	100,000	99,999	-	-	1
Fire Sprinklers Project Number: P.002027	903,000	200,731	153,668	45,903	1,153	7
Oakland Park Elementary School						
Technology Infrastructure Upgrade Project Number: 003185001	43,000	30,966	30,966	-	-	-
Additional Computers to Close Gap Project Number: 003185002	148,000	147,987	147,987	-	-	-
Wireless Network Upgrade and CAT 6 Data Port Upgrade Project Number: 003185003	77,000	54,853	54,853	-	-	-
Music Instruments Project Number: 003185009	50,000	50,000	39,351	-	8,968	1,681

* Project expenditures include, but are not limited to, construction costs, design costs, permitting costs, advertising costs during the planning and procurement phase, equipment, work orders, and Program Management fees.

There may be some additional financial activity on these projects as the final payments are made and all of the purchase orders are closed-out. When the projects are closed-out remaining balances (savings) are reported to the School Board and returned to the Capital Reserve.

This is a budget and expenditure activity report, and is not a construction status report.
The accompanying introduction and notes are an integral part of this budget activity report.



SMART Program Budget Activity Report

Completed and Meets Standard Projects Detail Schedule for Quarter Ended March 31, 2021



GOB Referendum Approved by Voters on 11/4/2014 - 76 Months Since Approval

School/ Project	Original Budget	Current Budget	Prior Years Expenditures	Commitments	Current Year Expenditures	Balance
Oakridge Elementary School						
Technology Infrastructure Upgrade Project Number: 046185001	13,000	10,802	10,802	-	-	-
Additional Computers to Close Gap Project Number: 046185002	154,000	153,927	153,927	-	-	-
Wireless Network Upgrade and CAT 6 Data Port Upgrade Project Number: 046185003	75,000	46,937	46,937	-	-	-
Music Instruments Project Number: 046185009	50,000	50,000	49,999	-	-	1
School Choice Enhancement Project Number: P.001775	100,000	100,000	100,000	-	-	-
Olsen Middle School						
Technology Infrastructure Upgrade Project Number: 047185001	54,000	25,598	23,986	-	-	1,612
Additional Computers to Close Gap Project Number: 047185002	125,000	124,991	124,991	-	-	-
Wireless Network Upgrade and CAT 6 Data Port Upgrade Project Number: 047185003	145,000	74,216	74,216	-	-	-
School Choice Enhancement Project Number: P.002173	100,000	100,000	99,752	238	-	10
Orange Brook Elementary School						
Additional Computers to Close Gap Project Number: 071185002	235,000	234,983	234,983	-	-	-

* Project expenditures include, but are not limited to, construction costs, design costs, permitting costs, advertising costs during the planning and procurement phase, equipment, work orders, and Program Management fees.

There may be some additional financial activity on these projects as the final payments are made and all of the purchase orders are closed-out. When the projects are closed-out remaining balances (savings) are reported to the School Board and returned to the Capital Reserve.

This is a budget and expenditure activity report, and is not a construction status report.
The accompanying introduction and notes are an integral part of this budget activity report.



SMART Program Budget Activity Report

Completed and Meets Standard Projects Detail Schedule for Quarter Ended March 31, 2021



GOB Referendum Approved by Voters on 11/4/2014 - 76 Months Since Approval

School/ Project	Original Budget	Current Budget	Prior Years Expenditures	Commitments	Current Year Expenditures	Balance
Orange Brook Elementary School						
Wireless Network Upgrade and CAT 6 Data Port Upgrade Project Number: 071185003	47,000	16,594	16,594	-	-	-
Music Instruments Project Number: 071185009	50,000	50,000	49,622	-	363	15
School Choice Enhancement Project Number: P.001815	100,000	100,000	99,321	-	-	679
Oriole Elementary School						
Technology Infrastructure Upgrade Project Number: 183185001	4,000	3,970	3,970	-	-	-
Additional Computers to Close Gap Project Number: 183185002	199,000	198,972	198,972	-	-	-
Wireless Network Upgrade and CAT 6 Data Port Upgrade Project Number: 183185003	39,000	32,340	32,340	-	-	0
Music Instruments Project Number: 183185009	50,000	-	-	-	-	-
School Choice Enhancement Project Number: P.002279	100,000	100,000	95,190	4,232	-	578
Palm Cove Elementary School						
Technology Infrastructure Upgrade Project Number: 331185001	30,000	29,917	29,917	-	-	-
Additional Computers to Close Gap Project Number: 331185002	144,000	143,864	143,864	-	-	-

* Project expenditures include, but are not limited to, construction costs, design costs, permitting costs, advertising costs during the planning and procurement phase, equipment, work orders, and Program Management fees.

There may be some additional financial activity on these projects as the final payments are made and all of the purchase orders are closed-out. When the projects are closed-out remaining balances (savings) are reported to the School Board and returned to the Capital Reserve.

This is a budget and expenditure activity report, and is not a construction status report.
The accompanying introduction and notes are an integral part of this budget activity report.



SMART Program Budget Activity Report

Completed and Meets Standard Projects Detail Schedule for Quarter Ended March 31, 2021



GOB Referendum Approved by Voters on 11/4/2014 - 76 Months Since Approval

School/ Project	Original Budget	Current Budget	Prior Years Expenditures	Commitments	Current Year Expenditures	Balance
Palm Cove Elementary School						
Wireless Network Upgrade and CAT 6 Data Port Upgrade Project Number: 331185003	114,000	68,184	68,184	-	-	-
Music Instruments Project Number: 331185009	50,000	50,000	49,736	-	-	264
Building Envelope Improvements (Roof, Window, Ext Wall, etc.), HVAC Improvements Project Number: P.001885	2,212,000	3,530,659	3,127,122	7,587	-	395,950
Palmview Elementary School						
Technology Infrastructure Upgrade Project Number: 113185001	9,000	4,236	4,236	-	-	-
Additional Computers to Close Gap Project Number: 113185002	202,000	202,000	202,000	-	-	-
Wireless Network Upgrade and CAT 6 Data Port Upgrade Project Number: 113185003	66,000	46,987	46,987	-	-	-
Music Instruments Project Number: 113185009	50,000	-	-	-	-	-
Panther Run Elementary School						
Technology Infrastructure Upgrade Project Number: 357185001	113,000	97,289	97,289	-	-	-
Additional Computers to Close Gap Project Number: 357185002	148,000	147,665	147,665	-	-	-

* Project expenditures include, but are not limited to, construction costs, design costs, permitting costs, advertising costs during the planning and procurement phase, equipment, work orders, and Program Management fees.

There may be some additional financial activity on these projects as the final payments are made and all of the purchase orders are closed-out. When the projects are closed-out remaining balances (savings) are reported to the School Board and returned to the Capital Reserve.

This is a budget and expenditure activity report, and is not a construction status report.
The accompanying introduction and notes are an integral part of this budget activity report.



SMART Program Budget Activity Report

Completed and Meets Standard Projects Detail Schedule for Quarter Ended March 31, 2021



GOB Referendum Approved by Voters on 11/4/2014 - 76 Months Since Approval

School/ Project	Original Budget	Current Budget	Prior Years Expenditures	Commitments	Current Year Expenditures	Balance
Panther Run Elementary School						
Wireless Network Upgrade and CAT 6 Data Port Upgrade Project Number: 357185003	44,000	38,538	38,538	-	-	-
Music Instruments Project Number: 357185009	50,000	50,000	50,000	-	-	-
Paragon Academy of Technology						
Charter School Technology Project Number: 538185004	37,464	37,451	37,451	-	-	-
Park Lakes Elementary School						
Technology Infrastructure Upgrade Project Number: 376185001	34,000	19,956	19,956	-	-	-
Additional Computers to Close Gap Project Number: 376185002	236,000	235,867	235,867	-	-	-
Wireless Network Upgrade and CAT 6 Data Port Upgrade Project Number: 376185003	122,000	78,275	78,275	-	-	-
Music Instruments Project Number: 376185009	50,000	50,000	49,892	-	-	108
School Choice Enhancement Project Number: P.001773	100,000	100,000	99,989	-	-	11
Park Ridge Elementary School						
Technology Infrastructure Upgrade Project Number: 195185001	97,000	28,739	28,739	-	-	-
Additional Computers to Close Gap Project Number: 195185002	147,000	146,897	146,897	-	-	-

* Project expenditures include, but are not limited to, construction costs, design costs, permitting costs, advertising costs during the planning and procurement phase, equipment, work orders, and Program Management fees.

There may be some additional financial activity on these projects as the final payments are made and all of the purchase orders are closed-out. When the projects are closed-out remaining balances (savings) are reported to the School Board and returned to the Capital Reserve.

This is a budget and expenditure activity report, and is not a construction status report.
The accompanying introduction and notes are an integral part of this budget activity report.



SMART Program Budget Activity Report

Completed and Meets Standard Projects Detail Schedule for Quarter Ended March 31, 2021



GOB Referendum Approved by Voters on 11/4/2014 - 76 Months Since Approval

School/ Project	Original Budget	Current Budget	Prior Years Expenditures	Commitments	Current Year Expenditures	Balance
Park Ridge Elementary School						
Wireless Network Upgrade and CAT 6 Data Port Upgrade Project Number: 195185003	67,000	44,625	44,625	-	-	-
Music Instruments Project Number: 195185009	50,000	50,000	49,818	-	-	182
Park Springs Elementary School						
Technology Infrastructure Upgrade Project Number: 317185001	56,000	22,286	22,286	-	-	-
Additional Computers to Close Gap Project Number: 317185002	258,000	257,873	257,873	-	-	-
Wireless Network Upgrade and CAT 6 Data Port Upgrade Project Number: 317185003	116,000	74,085	74,085	-	-	-
Music Instruments Project Number: 317185009	50,000	50,000	43,299	-	-	6,701
School Choice Enhancement Project Number: P.002368	100,000	100,000	98,716	-	1,228	56
Park Trails Elementary School						
Technology Infrastructure Upgrade Project Number: 378185001	23,000	-	-	-	-	-
Additional Computers to Close Gap Project Number: 378185002	349,000	348,873	348,873	-	-	-
Wireless Network Upgrade and CAT 6 Data Port Upgrade Project Number: 378185003	142,000	82,249	82,249	-	-	-

* Project expenditures include, but are not limited to, construction costs, design costs, permitting costs, advertising costs during the planning and procurement phase, equipment, work orders, and Program Management fees.

There may be some additional financial activity on these projects as the final payments are made and all of the purchase orders are closed-out. When the projects are closed-out remaining balances (savings) are reported to the School Board and returned to the Capital Reserve.

This is a budget and expenditure activity report, and is not a construction status report.
The accompanying introduction and notes are an integral part of this budget activity report.



SMART Program Budget Activity Report

Completed and Meets Standard Projects Detail Schedule for Quarter Ended March 31, 2021



GOB Referendum Approved by Voters on 11/4/2014 - 76 Months Since Approval

School/ Project	Original Budget	Current Budget	Prior Years Expenditures	Commitments	Current Year Expenditures	Balance
Park Trails Elementary School						
Music Instruments Project Number: 378185009	50,000	50,000	13,978	-	24,065	11,957
Parkside Elementary School						
Technology Infrastructure Upgrade Project Number: 363185001	104,000	78,310	78,310	-	-	-
Additional Computers to Close Gap Project Number: 363185002	128,000	127,964	127,964	-	-	-
Wireless Network Upgrade and CAT 6 Data Port Upgrade Project Number: 363185003	40,000	31,864	31,864	-	-	-
Music Instruments Project Number: 363185009	50,000	50,000	49,993	-	-	7
Parkway Middle School						
Technology Infrastructure Upgrade Project Number: 070185001	9,000	8,958	8,958	-	-	-
Wireless Network Upgrade and CAT 6 Data Port Upgrade Project Number: 070185003	179,000	137,434	137,434	-	-	-
Music Instruments Project Number: 070185009	5,000	5,000	4,998	-	-	2
Re-Roofing of Bldgs. 22 and 24 Project Number: P.001617	754,360	754,360	754,360	-	-	-
Pasadena Lakes Elementary School						
Technology Infrastructure Upgrade Project Number: 207185001	17,000	17,000	17,000	-	-	-

* Project expenditures include, but are not limited to, construction costs, design costs, permitting costs, advertising costs during the planning and procurement phase, equipment, work orders, and Program Management fees.

There may be some additional financial activity on these projects as the final payments are made and all of the purchase orders are closed-out. When the projects are closed-out remaining balances (savings) are reported to the School Board and returned to the Capital Reserve.

This is a budget and expenditure activity report, and is not a construction status report.
The accompanying introduction and notes are an integral part of this budget activity report.



SMART Program Budget Activity Report

Completed and Meets Standard Projects Detail Schedule for Quarter Ended March 31, 2021



GOB Referendum Approved by Voters on 11/4/2014 - 76 Months Since Approval

School/ Project	Original Budget	Current Budget	Prior Years Expenditures	Commitments	Current Year Expenditures	Balance
Pasadena Lakes Elementary School						
Additional Computers to Close Gap Project Number: 207185002	59,000	58,975	58,975	-	-	-
Wireless Network Upgrade and CAT 6 Data Port Upgrade Project Number: 207185003	93,000	92,956	92,956	-	-	-
Music Instruments Project Number: 207185009	50,000	-	-	-	-	-
School Choice Enhancement Project Number: P.001783	100,000	100,000	99,503	267	-	230
Pathways Academy Charter School						
Charter School Technology Project Number: 537285004	81,221	81,217	81,217	-	-	-
Pembroke Lakes Elementary School						
Technology Infrastructure Upgrade Project Number: 266185001	51,000	32,680	32,680	-	-	-
Additional Computers to Close Gap Project Number: 266185002	90,000	89,921	89,921	-	-	-
Wireless Network Upgrade and CAT 6 Data Port Upgrade Project Number: 266185003	84,000	53,812	53,812	-	-	-
Music Instruments Project Number: 266185009	50,000	50,000	49,957	-	-	43
School Choice Enhancement Project Number: P.002171	100,000	100,000	68,535	4,321	27,134	10

* Project expenditures include, but are not limited to, construction costs, design costs, permitting costs, advertising costs during the planning and procurement phase, equipment, work orders, and Program Management fees.

There may be some additional financial activity on these projects as the final payments are made and all of the purchase orders are closed-out. When the projects are closed-out remaining balances (savings) are reported to the School Board and returned to the Capital Reserve.

This is a budget and expenditure activity report, and is not a construction status report.
The accompanying introduction and notes are an integral part of this budget activity report.



SMART Program Budget Activity Report

Completed and Meets Standard Projects Detail Schedule for Quarter Ended March 31, 2021



GOB Referendum Approved by Voters on 11/4/2014 - 76 Months Since Approval

School/ Project	Original Budget	Current Budget	Prior Years Expenditures	Commitments	Current Year Expenditures	Balance
Pembroke Pines Elementary School						
Additional Computers to Close Gap Project Number: 122185002	109,000	108,782	108,782	-	-	-
Wireless Network Upgrade and CAT 6 Data Port Upgrade Project Number: 122185003	75,000	53,727	53,727	-	-	-
Music Instruments Project Number: 122185009	50,000	50,000	49,953	-	46	1
School Choice Enhancement Project Number: P.002183	100,000	100,000	92,357	-	-	7,643
Perry, Annabel C. Elementary School						
Technology Infrastructure Upgrade Project Number: 163185001	44,000	20,127	20,127	-	-	-
Additional Computers to Close Gap Project Number: 163185002	162,000	161,809	161,809	-	-	-
Wireless Network Upgrade and CAT 6 Data Port Upgrade Project Number: 163185003	107,000	64,298	64,298	-	-	-
Music Instruments Project Number: 163185009	50,000	50,000	49,992	-	-	8
School Choice Enhancement Project Number: P.001766	100,000	100,000	99,996	-	-	4
Peters Elementary School						
Additional Computers to Close Gap Project Number: 093185002	154,000	153,964	153,964	-	-	-

* Project expenditures include, but are not limited to, construction costs, design costs, permitting costs, advertising costs during the planning and procurement phase, equipment, work orders, and Program Management fees.

There may be some additional financial activity on these projects as the final payments are made and all of the purchase orders are closed-out. When the projects are closed-out remaining balances (savings) are reported to the School Board and returned to the Capital Reserve.

This is a budget and expenditure activity report, and is not a construction status report.
The accompanying introduction and notes are an integral part of this budget activity report.



SMART Program Budget Activity Report

Completed and Meets Standard Projects Detail Schedule for Quarter Ended March 31, 2021



GOB Referendum Approved by Voters on 11/4/2014 - 76 Months Since Approval

School/ Project	Original Budget	Current Budget	Prior Years Expenditures	Commitments	Current Year Expenditures	Balance
Peters Elementary School						
Wireless Network Upgrade and CAT 6 Data Port Upgrade Project Number: 093185003	102,000	55,697	55,697	-	-	-
Music Instruments Project Number: 093185009	50,000	50,000	49,996	-	-	4
School Choice Enhancement Project Number: P.002343	100,000	100,000	97,158	1,125	1,626	91
Pine Ridge Education Center						
Wireless Network Upgrade and CAT 6 Data Port Upgrade Project Number: 065385003	19,000	18,969	18,969	-	-	-
Music Instruments Project Number: 065385009	50,000	-	-	-	-	-
School Choice Enhancement Project Number: P.001868	100,000	100,000	96,212	-	-	3,788
HVAC Improvements Project Number: P.002121	74,000	74,000	44,343	-	-	29,657
Pines Lakes Elementary School						
Additional Computers to Close Gap Project Number: 286185002	160,000	159,922	159,922	-	-	-
Wireless Network Upgrade and CAT 6 Data Port Upgrade Project Number: 286185003	81,000	62,460	62,460	-	-	-
Music Instruments Project Number: 286185009	50,000	50,000	49,969	-	-	31

* Project expenditures include, but are not limited to, construction costs, design costs, permitting costs, advertising costs during the planning and procurement phase, equipment, work orders, and Program Management fees.

There may be some additional financial activity on these projects as the final payments are made and all of the purchase orders are closed-out. When the projects are closed-out remaining balances (savings) are reported to the School Board and returned to the Capital Reserve.

This is a budget and expenditure activity report, and is not a construction status report.
The accompanying introduction and notes are an integral part of this budget activity report.



SMART Program Budget Activity Report

Completed and Meets Standard Projects Detail Schedule for Quarter Ended March 31, 2021



GOB Referendum Approved by Voters on 11/4/2014 - 76 Months Since Approval

School/ Project	Original Budget	Current Budget	Prior Years Expenditures	Commitments	Current Year Expenditures	Balance
Pines Middle School						
Additional Computers to Close Gap Project Number: 188185002	244,000	244,000	244,000	-	-	-
Wireless Network Upgrade and CAT 6 Data Port Upgrade Project Number: 188185003	18,000	3,056	3,056	-	-	-
Music Instruments Project Number: 188185009	100,000	100,000	99,998	-	-	2
Pinewood Elementary School						
Technology Infrastructure Upgrade Project Number: 281185001	8,000	7,968	7,968	-	-	-
Additional Computers to Close Gap Project Number: 281185002	88,000	87,948	87,948	-	-	-
Wireless Network Upgrade and CAT 6 Data Port Upgrade Project Number: 281185003	104,000	100,374	100,374	-	-	-
Music Instruments Project Number: 281185009	50,000	50,000	48,756	-	-	1,244
School Choice Enhancement Project Number: P.001813	100,000	100,000	99,937	-	-	63
Pioneer Middle School						
Technology Infrastructure Upgrade Project Number: 257185001	275,000	111,707	111,707	-	-	-
Additional Computers to Close Gap Project Number: 257185002	263,000	262,919	262,919	-	-	-

* Project expenditures include, but are not limited to, construction costs, design costs, permitting costs, advertising costs during the planning and procurement phase, equipment, work orders, and Program Management fees.

There may be some additional financial activity on these projects as the final payments are made and all of the purchase orders are closed-out. When the projects are closed-out remaining balances (savings) are reported to the School Board and returned to the Capital Reserve.

This is a budget and expenditure activity report, and is not a construction status report.
The accompanying introduction and notes are an integral part of this budget activity report.



SMART Program Budget Activity Report

Completed and Meets Standard Projects Detail Schedule for Quarter Ended March 31, 2021



GOB Referendum Approved by Voters on 11/4/2014 - 76 Months Since Approval

School/ Project	Original Budget	Current Budget	Prior Years Expenditures	Commitments	Current Year Expenditures	Balance
Pioneer Middle School						
Wireless Network Upgrade and CAT 6 Data Port Upgrade Project Number: 257185003	19,000	15,344	15,344	-	-	-
Music Instruments Project Number: 257185009	100,000	100,000	99,639	-	-	361
School Choice Enhancement Project Number: P.002006	100,000	100,000	99,937	-	-	63
Track Resurfacing Project Number: P.002093	70,000	70,000	45,111	-	-	24,889
Piper High School						
Technology Infrastructure Upgrade Project Number: 190185001	488,000	287,311	287,311	-	-	-
Additional Computers to Close Gap Project Number: 190185002	460,000	459,936	459,936	-	-	-
Wireless Network Upgrade and CAT 6 Data Port Upgrade Project Number: 190185003	135,000	131,909	131,909	-	-	-
Music Instruments Project Number: 190185009	300,000	300,000	299,891	-	-	109
School Choice Enhancement Project Number: P.001772	100,000	100,000	98,384	-	-	1,616
Weight Room Renovation Project Number: P.002015	121,000	121,000	119,890	1,110	-	-
Pivot Charter School						
Charter School Technology Project Number: 532285004	58,443	58,436	58,436	-	-	-

* Project expenditures include, but are not limited to, construction costs, design costs, permitting costs, advertising costs during the planning and procurement phase, equipment, work orders, and Program Management fees.

There may be some additional financial activity on these projects as the final payments are made and all of the purchase orders are closed-out. When the projects are closed-out remaining balances (savings) are reported to the School Board and returned to the Capital Reserve.

This is a budget and expenditure activity report, and is not a construction status report.
The accompanying introduction and notes are an integral part of this budget activity report.



SMART Program Budget Activity Report

Completed and Meets Standard Projects Detail Schedule for Quarter Ended March 31, 2021



GOB Referendum Approved by Voters on 11/4/2014 - 76 Months Since Approval

School/ Project	Original Budget	Current Budget	Prior Years Expenditures	Commitments	Current Year Expenditures	Balance
Plantation Elementary School						
Technology Infrastructure Upgrade Project Number: 094185001	8,000	7,968	7,968	-	-	-
Additional Computers to Close Gap Project Number: 094185002	92,000	91,877	91,877	-	-	-
Wireless Network Upgrade and CAT 6 Data Port Upgrade Project Number: 094185003	88,000	80,882	80,882	-	-	-
Music Instruments Project Number: 094185009	50,000	50,000	43,720	-	6,278	2
HVAC Improvements Project Number: P.002119	145,000	145,000	33,832	-	12,656	98,512
School Choice Enhancement Project Number: P.002212	100,000	100,000	98,191	-	-	1,809
Plantation High School						
Technology Infrastructure Upgrade Project Number: 145185001	9,000	-	-	-	-	-
Additional Computers to Close Gap Project Number: 145185002	503,000	502,967	502,967	-	-	-
Wireless Network Upgrade and CAT 6 Data Port Upgrade Project Number: 145185003	237,000	152,710	152,710	-	-	-
Music Instruments Project Number: 145185009	300,000	300,000	300,000	-	-	-
Track Resurfacing Project Number: P.002033	300,000	300,000	199,677	-	-	100,323

* Project expenditures include, but are not limited to, construction costs, design costs, permitting costs, advertising costs during the planning and procurement phase, equipment, work orders, and Program Management fees.

There may be some additional financial activity on these projects as the final payments are made and all of the purchase orders are closed-out. When the projects are closed-out remaining balances (savings) are reported to the School Board and returned to the Capital Reserve.

This is a budget and expenditure activity report, and is not a construction status report.
The accompanying introduction and notes are an integral part of this budget activity report.



SMART Program Budget Activity Report

Completed and Meets Standard Projects Detail Schedule for Quarter Ended March 31, 2021



GOB Referendum Approved by Voters on 11/4/2014 - 76 Months Since Approval

School/ Project	Original Budget	Current Budget	Prior Years Expenditures	Commitments	Current Year Expenditures	Balance
Plantation High School						
Weight Room Renovation Project Number: P.002151	121,000	121,000	120,655	-	-	345
School Choice Enhancement Project Number: P.002238	100,000	100,000	99,810	178	-	12
Plantation Middle School						
Technology Infrastructure Upgrade Project Number: 055185001	2,000	1,999	1,999	-	-	-
Additional Computers to Close Gap Project Number: 055185002	139,000	138,951	138,951	-	-	-
Wireless Network Upgrade and CAT 6 Data Port Upgrade Project Number: 055185003	138,000	101,498	101,498	-	-	-
Music Instruments Project Number: 055185009	100,000	100,000	99,738	-	-	262
School Choice Enhancement Project Number: P.002192	100,000	100,000	98,501	-	900	599
Plantation Park Elementary School						
Technology Infrastructure Upgrade Project Number: 125185001	47,000	36,217	36,217	-	-	-
Additional Computers to Close Gap Project Number: 125185002	90,000	89,950	89,950	-	-	-
Wireless Network Upgrade and CAT 6 Data Port Upgrade Project Number: 125185003	72,000	43,446	43,446	-	-	-

* Project expenditures include, but are not limited to, construction costs, design costs, permitting costs, advertising costs during the planning and procurement phase, equipment, work orders, and Program Management fees.

There may be some additional financial activity on these projects as the final payments are made and all of the purchase orders are closed-out. When the projects are closed-out remaining balances (savings) are reported to the School Board and returned to the Capital Reserve.

This is a budget and expenditure activity report, and is not a construction status report.
The accompanying introduction and notes are an integral part of this budget activity report.



SMART Program Budget Activity Report

Completed and Meets Standard Projects Detail Schedule for Quarter Ended March 31, 2021



GOB Referendum Approved by Voters on 11/4/2014 - 76 Months Since Approval

School/ Project	Original Budget	Current Budget	Prior Years Expenditures	Commitments	Current Year Expenditures	Balance
Plantation Park Elementary School						
Music Instruments Project Number: 125185009	50,000	50,000	49,821	-	-	179
Pompano Beach Elementary School						
Additional Computers to Close Gap Project Number: 075185002	133,000	132,926	132,926	-	-	-
Wireless Network Upgrade and CAT 6 Data Port Upgrade Project Number: 075185003	72,000	48,540	48,540	-	-	-
Music Instruments Project Number: 075185009	50,000	50,000	48,062	220	-	1,718
School Choice Enhancement Project Number: P.001804	100,000	100,000	99,891	60	-	49
Pompano Beach High School						
Technology Infrastructure Upgrade Project Number: 018585001	255,000	140,357	140,357	-	-	-
Additional Computers to Close Gap Project Number: 018585002	209,000	208,999	208,999	-	-	-
Wireless Network Upgrade and CAT 6 Data Port Upgrade Project Number: 018585003	22,000	20,979	20,979	-	-	-
Music Instruments Project Number: 018585009	300,000	300,000	299,993	-	-	7
Track Resurfacing Project Number: P.002052	300,000	300,000	284,145	1,908	-	13,947
Weight Room Renovation Project Number: P.002160	121,000	121,000	120,963	-	-	37

* Project expenditures include, but are not limited to, construction costs, design costs, permitting costs, advertising costs during the planning and procurement phase, equipment, work orders, and Program Management fees.

There may be some additional financial activity on these projects as the final payments are made and all of the purchase orders are closed-out. When the projects are closed-out remaining balances (savings) are reported to the School Board and returned to the Capital Reserve.

This is a budget and expenditure activity report, and is not a construction status report.
The accompanying introduction and notes are an integral part of this budget activity report.



SMART Program Budget Activity Report

Completed and Meets Standard Projects Detail Schedule for Quarter Ended March 31, 2021



GOB Referendum Approved by Voters on 11/4/2014 - 76 Months Since Approval

School/ Project	Original Budget	Current Budget	Prior Years Expenditures	Commitments	Current Year Expenditures	Balance
Pompano Beach High School						
School Choice Enhancement Project Number: P.002367	100,000	100,000	19,014	-	67,000	13,986
Pompano Beach Middle School						
Additional Computers to Close Gap Project Number: 002185002	170,000	169,889	169,889	-	-	-
Wireless Network Upgrade and CAT 6 Data Port Upgrade Project Number: 002185003	123,000	72,632	72,632	-	-	-
Music Instruments Project Number: 002185009	100,000	-	-	-	-	-
School Choice Enhancement Project Number: P.001747	100,000	100,000	99,975	-	-	25
Quiet Waters Elementary School						
Technology Infrastructure Upgrade Project Number: 312185001	153,000	71,399	71,399	-	-	-
Additional Computers to Close Gap Project Number: 312185002	257,000	256,981	256,981	-	-	-
Wireless Network Upgrade and CAT 6 Data Port Upgrade Project Number: 312185003	72,000	-	-	-	-	-
Music Instruments Project Number: 312185009	50,000	50,000	42,796	-	-	7,204
Ramblewood Elementary School						
Technology Infrastructure Upgrade Project Number: 272185001	17,000	6,871	6,871	-	-	-

* Project expenditures include, but are not limited to, construction costs, design costs, permitting costs, advertising costs during the planning and procurement phase, equipment, work orders, and Program Management fees.

There may be some additional financial activity on these projects as the final payments are made and all of the purchase orders are closed-out. When the projects are closed-out remaining balances (savings) are reported to the School Board and returned to the Capital Reserve.

This is a budget and expenditure activity report, and is not a construction status report.
The accompanying introduction and notes are an integral part of this budget activity report.



SMART Program Budget Activity Report

Completed and Meets Standard Projects Detail Schedule for Quarter Ended March 31, 2021



GOB Referendum Approved by Voters on 11/4/2014 - 76 Months Since Approval

School/ Project	Original Budget	Current Budget	Prior Years Expenditures	Commitments	Current Year Expenditures	Balance
Ramblewood Elementary School						
Additional Computers to Close Gap Project Number: 272185002	179,000	178,862	178,862	-	-	-
Wireless Network Upgrade and CAT 6 Data Port Upgrade Project Number: 272185003	106,000	60,764	60,764	-	-	-
Music Instruments Project Number: 272185009	50,000	50,000	49,999	-	-	1
Ramblewood Middle School						
Technology Infrastructure Upgrade Project Number: 271185001	170,000	153,282	153,282	-	-	-
Additional Computers to Close Gap Project Number: 271185002	183,000	182,825	182,825	-	-	-
Wireless Network Upgrade and CAT 6 Data Port Upgrade Project Number: 271185003	68,000	66,413	66,413	-	-	-
Music Instruments Project Number: 271185009	100,000	100,000	99,993	-	-	7
School Choice Enhancement Project Number: P.001945	100,000	100,000	100,000	-	-	-
Renaissance Charter Middle School at Pines						
Charter School Technology Project Number: 501485004	69,233	69,233	69,233	-	-	-
Renaissance Charter School of Plantation						
Charter School Technology Project Number: 502385004	301,209	301,202	301,202	-	-	-

* Project expenditures include, but are not limited to, construction costs, design costs, permitting costs, advertising costs during the planning and procurement phase, equipment, work orders, and Program Management fees.

There may be some additional financial activity on these projects as the final payments are made and all of the purchase orders are closed-out. When the projects are closed-out remaining balances (savings) are reported to the School Board and returned to the Capital Reserve.

This is a budget and expenditure activity report, and is not a construction status report.
The accompanying introduction and notes are an integral part of this budget activity report.



SMART Program Budget Activity Report

Completed and Meets Standard Projects Detail Schedule for Quarter Ended March 31, 2021



GOB Referendum Approved by Voters on 11/4/2014 - 76 Months Since Approval

School/ Project	Original Budget	Current Budget	Prior Years Expenditures	Commitments	Current Year Expenditures	Balance
Renaissance Charter School at Cooper City						
Charter School Technology Project Number: 504985004	361,151	361,144	361,144	-	-	-
Renaissance Charter School at University						
Charter School Technology Project Number: 504885004	430,084	430,084	430,084	-	-	-
Renaissance Charter School of Coral Springs						
Charter School Technology Project Number: 502085004	445,968	445,891	445,891	-	-	-
Renaissance Charter Schools at Pines						
Charter School Technology Project Number: 571085004	246,062	246,057	246,057	-	-	-
Rickards, James S. Middle School						
Technology Infrastructure Upgrade Project Number: 212185001	17,000	14,526	14,526	-	-	-
Additional Computers to Close Gap Project Number: 212185002	200,000	199,887	199,887	-	-	-
Wireless Network Upgrade and CAT 6 Data Port Upgrade Project Number: 212185003	106,000	93,395	89,387	-	-	4,008
School Choice Enhancement Project Number: P.002031	100,000	100,000	96,647	627	-	2,726
RISE Academy School of Science and Technology						
Charter School Technology Project Number: 542085004	82,420	82,405	82,405	-	-	-

* Project expenditures include, but are not limited to, construction costs, design costs, permitting costs, advertising costs during the planning and procurement phase, equipment, work orders, and Program Management fees.

There may be some additional financial activity on these projects as the final payments are made and all of the purchase orders are closed-out. When the projects are closed-out remaining balances (savings) are reported to the School Board and returned to the Capital Reserve.

This is a budget and expenditure activity report, and is not a construction status report.
The accompanying introduction and notes are an integral part of this budget activity report.



SMART Program Budget Activity Report

Completed and Meets Standard Projects Detail Schedule for Quarter Ended March 31, 2021



GOB Referendum Approved by Voters on 11/4/2014 - 76 Months Since Approval

School/ Project	Original Budget	Current Budget	Prior Years Expenditures	Commitments	Current Year Expenditures	Balance
Riverglades Elementary School						
Technology Infrastructure Upgrade Project Number: 289185001	143,000	63,958	63,958	-	-	-
Additional Computers to Close Gap Project Number: 289185002	165,000	164,983	164,983	-	-	-
Wireless Network Upgrade and CAT 6 Data Port Upgrade Project Number: 289185003	59,000	-	-	-	-	-
Music Instruments Project Number: 289185009	50,000	50,000	43,721	-	6,278	1
Riverland Elementary School						
Additional Computers to Close Gap Project Number: 015185002	122,000	121,975	121,975	-	-	-
Wireless Network Upgrade and CAT 6 Data Port Upgrade Project Number: 015185003	44,000	33,357	33,357	-	-	-
Music Instruments Project Number: 015185009	50,000	50,000	49,890	-	-	110
Riverside Elementary School						
Technology Infrastructure Upgrade Project Number: 303185001	144,000	14,224	14,224	-	-	-
Additional Computers to Close Gap Project Number: 303185002	124,000	123,902	123,902	-	-	-
Wireless Network Upgrade and CAT 6 Data Port Upgrade Project Number: 303185003	63,000	4,834	4,834	-	-	-

* Project expenditures include, but are not limited to, construction costs, design costs, permitting costs, advertising costs during the planning and procurement phase, equipment, work orders, and Program Management fees.

There may be some additional financial activity on these projects as the final payments are made and all of the purchase orders are closed-out. When the projects are closed-out remaining balances (savings) are reported to the School Board and returned to the Capital Reserve.

This is a budget and expenditure activity report, and is not a construction status report.
The accompanying introduction and notes are an integral part of this budget activity report.



SMART Program Budget Activity Report

Completed and Meets Standard Projects Detail Schedule for Quarter Ended March 31, 2021



GOB Referendum Approved by Voters on 11/4/2014 - 76 Months Since Approval

School/ Project	Original Budget	Current Budget	Prior Years Expenditures	Commitments	Current Year Expenditures	Balance
Riverside Elementary School						
Music Instruments Project Number: 303185009	50,000	50,000	49,999	-	-	1
Rock Island Elementary School						
Additional Computers to Close Gap Project Number: 370185002	88,000	87,992	87,992	-	-	-
Wireless Network Upgrade and CAT 6 Data Port Upgrade Project Number: 370185003	27,000	26,615	26,615	-	-	-
Music Instruments Project Number: 370185009	50,000	-	-	-	-	-
School Choice Enhancement Project Number: P.001755	100,000	100,000	99,986	-	-	14
Royal Palm Elementary School						
Technology Infrastructure Upgrade Project Number: 185185001	9,000	6,871	6,871	-	-	-
Additional Computers to Close Gap Project Number: 185185002	119,000	118,980	118,980	-	-	-
Wireless Network Upgrade and CAT 6 Data Port Upgrade Project Number: 185185003	104,000	62,323	62,323	-	-	-
Music Instruments Project Number: 185185009	50,000	50,000	47,436	-	980	1,584
School Choice Enhancement Project Number: P.002169	100,000	100,000	99,906	88	-	6

* Project expenditures include, but are not limited to, construction costs, design costs, permitting costs, advertising costs during the planning and procurement phase, equipment, work orders, and Program Management fees.

There may be some additional financial activity on these projects as the final payments are made and all of the purchase orders are closed-out. When the projects are closed-out remaining balances (savings) are reported to the School Board and returned to the Capital Reserve.

This is a budget and expenditure activity report, and is not a construction status report.
The accompanying introduction and notes are an integral part of this budget activity report.



SMART Program Budget Activity Report

Completed and Meets Standard Projects Detail Schedule for Quarter Ended March 31, 2021



GOB Referendum Approved by Voters on 11/4/2014 - 76 Months Since Approval

School/ Project	Original Budget	Current Budget	Prior Years Expenditures	Commitments	Current Year Expenditures	Balance
Sanders Park Elementary School						
Additional Computers to Close Gap Project Number: 089185002	116,000	115,835	115,835	-	-	-
Wireless Network Upgrade and CAT 6 Data Port Upgrade Project Number: 089185003	40,000	35,721	35,721	-	-	-
Music Instruments Project Number: 089185009	50,000	50,000	49,994	-	-	6
Sandpiper Elementary School						
Technology Infrastructure Upgrade Project Number: 306185001	39,000	21,587	21,587	-	-	-
Additional Computers to Close Gap Project Number: 306185002	169,000	168,691	168,691	-	-	-
Wireless Network Upgrade and CAT 6 Data Port Upgrade Project Number: 306185003	58,000	46,172	46,172	-	-	-
Music Instruments Project Number: 306185009	50,000	50,000	49,444	-	-	556
School Choice Enhancement Project Number: P.001707	100,000	100,000	99,939	-	59	2
Sawgrass Elementary School						
Technology Infrastructure Upgrade Project Number: 340185001	91,000	49,079	49,079	-	-	-
Additional Computers to Close Gap Project Number: 340185002	194,000	193,950	193,950	-	-	-

* Project expenditures include, but are not limited to, construction costs, design costs, permitting costs, advertising costs during the planning and procurement phase, equipment, work orders, and Program Management fees.

There may be some additional financial activity on these projects as the final payments are made and all of the purchase orders are closed-out. When the projects are closed-out remaining balances (savings) are reported to the School Board and returned to the Capital Reserve.

This is a budget and expenditure activity report, and is not a construction status report.
The accompanying introduction and notes are an integral part of this budget activity report.



SMART Program Budget Activity Report

Completed and Meets Standard Projects Detail Schedule for Quarter Ended March 31, 2021



GOB Referendum Approved by Voters on 11/4/2014 - 76 Months Since Approval

School/ Project	Original Budget	Current Budget	Prior Years Expenditures	Commitments	Current Year Expenditures	Balance
Sawgrass Elementary School						
Wireless Network Upgrade and CAT 6 Data Port Upgrade Project Number: 340185003	116,000	81,827	81,827	-	-	-
Music Instruments Project Number: 340185009	50,000	50,000	50,000	-	-	-
School Choice Enhancement Project Number: P.002371	100,000	100,000	98,048	-	-	1,952
Sawgrass Springs Middle School						
Technology Infrastructure Upgrade Project Number: 343185001	200,000	92,568	92,568	-	-	-
Additional Computers to Close Gap Project Number: 343185002	188,000	187,997	187,997	-	-	-
Wireless Network Upgrade and CAT 6 Data Port Upgrade Project Number: 343185003	73,000	71,249	71,249	-	-	-
Music Instruments Project Number: 343185009	100,000	100,000	99,995	-	-	5
School Choice Enhancement Project Number: P.001963	100,000	100,000	99,996	-	-	4
Sea Castle Elementary School						
Technology Infrastructure Upgrade Project Number: 287185001	26,000	20,781	20,781	-	-	-
Additional Computers to Close Gap Project Number: 287185002	162,000	161,980	161,980	-	-	-

* Project expenditures include, but are not limited to, construction costs, design costs, permitting costs, advertising costs during the planning and procurement phase, equipment, work orders, and Program Management fees.

There may be some additional financial activity on these projects as the final payments are made and all of the purchase orders are closed-out. When the projects are closed-out remaining balances (savings) are reported to the School Board and returned to the Capital Reserve.

This is a budget and expenditure activity report, and is not a construction status report.
The accompanying introduction and notes are an integral part of this budget activity report.



SMART Program Budget Activity Report

Completed and Meets Standard Projects Detail Schedule for Quarter Ended March 31, 2021



GOB Referendum Approved by Voters on 11/4/2014 - 76 Months Since Approval

School/ Project	Original Budget	Current Budget	Prior Years Expenditures	Commitments	Current Year Expenditures	Balance
Sea Castle Elementary School						
Wireless Network Upgrade and CAT 6 Data Port Upgrade Project Number: 287185003	111,000	72,206	72,206	-	-	-
Music Instruments Project Number: 287185009	50,000	50,000	49,675	-	-	325
School Choice Enhancement Project Number: P.001799	100,000	100,000	98,919	1,064	-	17
Seagull Alternative High School						
Technology Infrastructure Upgrade Project Number: 060185001	26,000	4,081	4,081	-	-	-
Wireless Network Upgrade and CAT 6 Data Port Upgrade Project Number: 060185003	100,000	65,631	65,630	-	-	1
Music Instruments Project Number: 060185009	50,000	-	-	-	-	-
School Choice Enhancement Project Number: P.001704	100,000	100,000	99,968	-	-	32
Seminole Middle School						
Technology Infrastructure Upgrade Project Number: 189185001	196,000	161,685	161,685	-	-	-
Additional Computers to Close Gap Project Number: 189185002	204,000	203,869	203,869	-	-	-
Wireless Network Upgrade and CAT 6 Data Port Upgrade Project Number: 189185003	56,000	50,606	50,606	-	-	-

* Project expenditures include, but are not limited to, construction costs, design costs, permitting costs, advertising costs during the planning and procurement phase, equipment, work orders, and Program Management fees.

There may be some additional financial activity on these projects as the final payments are made and all of the purchase orders are closed-out. When the projects are closed-out remaining balances (savings) are reported to the School Board and returned to the Capital Reserve.

This is a budget and expenditure activity report, and is not a construction status report.
The accompanying introduction and notes are an integral part of this budget activity report.



SMART Program Budget Activity Report

Completed and Meets Standard Projects Detail Schedule for Quarter Ended March 31, 2021



GOB Referendum Approved by Voters on 11/4/2014 - 76 Months Since Approval

School/ Project	Original Budget	Current Budget	Prior Years Expenditures	Commitments	Current Year Expenditures	Balance
Seminole Middle School						
Music Instruments Project Number: 189185009	100,000	100,000	99,990	-	-	10
Track Resurfacing Project Number: P.002094	70,000	70,000	45,100	-	-	24,900
School Choice Enhancement Project Number: P.002234	100,000	100,000	89,824	-	-	10,176
Sheridan Hills Elementary School						
Additional Computers to Close Gap Project Number: 181185002	115,000	114,944	114,944	-	-	-
Wireless Network Upgrade and CAT 6 Data Port Upgrade Project Number: 181185003	68,000	61,030	61,030	-	-	-
Music Instruments Project Number: 181185009	50,000	50,000	49,999	-	-	1
School Choice Enhancement Project Number: P.001840	100,000	100,000	99,791	-	-	209
Sheridan Park Elementary School						
Technology Infrastructure Upgrade Project Number: 132185001	17,000	11,501	11,501	-	-	-
Additional Computers to Close Gap Project Number: 132185002	184,000	183,857	183,857	-	-	-
Wireless Network Upgrade and CAT 6 Data Port Upgrade Project Number: 132185003	99,000	54,785	54,785	-	-	-
Music Instruments Project Number: 132185009	50,000	50,000	49,977	-	20	3

* Project expenditures include, but are not limited to, construction costs, design costs, permitting costs, advertising costs during the planning and procurement phase, equipment, work orders, and Program Management fees.

There may be some additional financial activity on these projects as the final payments are made and all of the purchase orders are closed-out. When the projects are closed-out remaining balances (savings) are reported to the School Board and returned to the Capital Reserve.

This is a budget and expenditure activity report, and is not a construction status report.
The accompanying introduction and notes are an integral part of this budget activity report.



SMART Program Budget Activity Report

Completed and Meets Standard Projects Detail Schedule for Quarter Ended March 31, 2021



GOB Referendum Approved by Voters on 11/4/2014 - 76 Months Since Approval

School/ Project	Original Budget	Current Budget	Prior Years Expenditures	Commitments	Current Year Expenditures	Balance
Sheridan Park Elementary School						
School Choice Enhancement Project Number: P.002392	100,000	100,000	94,862	-	5,027	111
Sheridan Technical Center						
Technology Infrastructure Upgrade Project Number: 105185001	364,000	360,680	360,680	-	-	-
Wireless Network Upgrade and CAT 6 Data Port Upgrade Project Number: 105185003	92,000	91,999	91,999	-	-	-
School Choice Enhancement Project Number: P.002346	100,000	100,000	-	85,364	-	14,636
Sheridan Technical High School						
Wireless Network Upgrade and CAT 6 Data Port Upgrade Project Number: 042285003	40,000	34,038	34,038	-	-	-
School Choice Enhancement Project Number: P.002373	100,000	100,000	99,993	-	-	7
Silver Lakes Elementary School						
Technology Infrastructure Upgrade Project Number: 337185001	134,000	84,626	84,626	-	-	-
Additional Computers to Close Gap Project Number: 337185002	158,000	157,944	157,944	-	-	-
Wireless Network Upgrade and CAT 6 Data Port Upgrade Project Number: 337185003	95,000	58,044	58,044	-	-	-
Music Instruments Project Number: 337185009	50,000	50,000	43,119	-	6,278	603

* Project expenditures include, but are not limited to, construction costs, design costs, permitting costs, advertising costs during the planning and procurement phase, equipment, work orders, and Program Management fees.

There may be some additional financial activity on these projects as the final payments are made and all of the purchase orders are closed-out. When the projects are closed-out remaining balances (savings) are reported to the School Board and returned to the Capital Reserve.

This is a budget and expenditure activity report, and is not a construction status report.
The accompanying introduction and notes are an integral part of this budget activity report.



SMART Program Budget Activity Report

Completed and Meets Standard Projects Detail Schedule for Quarter Ended March 31, 2021



GOB Referendum Approved by Voters on 11/4/2014 - 76 Months Since Approval

School/ Project	Original Budget	Current Budget	Prior Years Expenditures	Commitments	Current Year Expenditures	Balance
Silver Lakes Elementary School						
Building Envelope Improvements (Roof, Window, Ext Wall, etc.), HVAC Improvements Project Number: P.002009	744,000	2,249,741	2,012,841	27,325	27,489	182,086
School Choice Enhancement Project Number: P.002319	100,000	100,000	99,772	-	-	228
Silver Lakes Middle School						
Technology Infrastructure Upgrade Project Number: 297185001	17,000	3,224	3,224	-	-	-
Additional Computers to Close Gap Project Number: 297185002	65,000	64,969	64,969	-	-	-
Wireless Network Upgrade and CAT 6 Data Port Upgrade Project Number: 297185003	67,000	41,699	41,699	-	-	-
Music Instruments Project Number: 297185009	100,000	100,000	99,862	-	-	138
Silver Palms Elementary School						
Technology Infrastructure Upgrade Project Number: 349185001	123,000	65,648	65,648	-	-	-
Additional Computers to Close Gap Project Number: 349185002	206,000	205,848	205,848	-	-	-
Wireless Network Upgrade and CAT 6 Data Port Upgrade Project Number: 349185003	54,000	1,881	1,881	-	-	-
Music Instruments Project Number: 349185009	50,000	50,000	49,885	-	-	115

* Project expenditures include, but are not limited to, construction costs, design costs, permitting costs, advertising costs during the planning and procurement phase, equipment, work orders, and Program Management fees.

There may be some additional financial activity on these projects as the final payments are made and all of the purchase orders are closed-out. When the projects are closed-out remaining balances (savings) are reported to the School Board and returned to the Capital Reserve.

This is a budget and expenditure activity report, and is not a construction status report.
The accompanying introduction and notes are an integral part of this budget activity report.



SMART Program Budget Activity Report

Completed and Meets Standard Projects Detail Schedule for Quarter Ended March 31, 2021



GOB Referendum Approved by Voters on 11/4/2014 - 76 Months Since Approval

School/ Project	Original Budget	Current Budget	Prior Years Expenditures	Commitments	Current Year Expenditures	Balance
Silver Ridge Elementary School						
Technology Infrastructure Upgrade Project Number: 308185001	95,000	44,397	44,397	-	-	-
Additional Computers to Close Gap Project Number: 308185002	260,000	259,931	259,931	-	-	-
Wireless Network Upgrade and CAT 6 Data Port Upgrade Project Number: 308185003	109,000	61,787	61,787	-	-	-
Music Instruments Project Number: 308185009	50,000	50,000	49,999	-	-	1
School Choice Enhancement Project Number: P.001957	100,000	100,000	99,989	-	-2	13
Silver Shores Elementary School						
Technology Infrastructure Upgrade Project Number: 358185001	30,000	28,821	28,821	-	-	-
Additional Computers to Close Gap Project Number: 358185002	83,000	82,976	82,976	-	-	-
Wireless Network Upgrade and CAT 6 Data Port Upgrade Project Number: 358185003	82,000	81,990	81,990	-	-	-
Music Instruments Project Number: 358185009	50,000	50,000	49,962	-	-	38
School Choice Enhancement Project Number: P.001706	100,000	100,000	99,449	129	-	422

* Project expenditures include, but are not limited to, construction costs, design costs, permitting costs, advertising costs during the planning and procurement phase, equipment, work orders, and Program Management fees.

There may be some additional financial activity on these projects as the final payments are made and all of the purchase orders are closed-out. When the projects are closed-out remaining balances (savings) are reported to the School Board and returned to the Capital Reserve.

This is a budget and expenditure activity report, and is not a construction status report.
The accompanying introduction and notes are an integral part of this budget activity report.



SMART Program Budget Activity Report

Completed and Meets Standard Projects Detail Schedule for Quarter Ended March 31, 2021



GOB Referendum Approved by Voters on 11/4/2014 - 76 Months Since Approval

School/ Project	Original Budget	Current Budget	Prior Years Expenditures	Commitments	Current Year Expenditures	Balance
Silver Shores Elementary School						
Building Envelope Improvements (Roof, Window, Ext Wall, etc.), HVAC Improvements Project Number: P.001906	1,034,000	2,265,560	2,063,274	13,375	20,998	167,913
Silver Trail Middle School						
Technology Infrastructure Upgrade Project Number: 333185001	251,000	198,353	198,353	-	-	-
Additional Computers to Close Gap Project Number: 333185002	316,000	315,943	315,943	-	-	-
Wireless Network Upgrade and CAT 6 Data Port Upgrade Project Number: 333185003	78,000	47,109	47,109	-	-	0
Music Instruments Project Number: 333185009	100,000	100,000	99,999	-	-	1
Re-roofing of bldg. 2, section C & D Project Number: P.001650	-	605,000	194,553	80	-	410,367
School Choice Enhancement Project Number: P.001795	100,000	100,000	100,000	-	-	-
Somerset Academy Charter Conservatory High						
Charter School Technology Project Number: 539685004	35,665	35,656	35,656	-	-	-
Somerset Academy Charter High School Miramar Campus						
Charter School Technology Project Number: 500785004	84,219	84,214	84,214	-	-	-

* Project expenditures include, but are not limited to, construction costs, design costs, permitting costs, advertising costs during the planning and procurement phase, equipment, work orders, and Program Management fees.

There may be some additional financial activity on these projects as the final payments are made and all of the purchase orders are closed-out. When the projects are closed-out remaining balances (savings) are reported to the School Board and returned to the Capital Reserve.

This is a budget and expenditure activity report, and is not a construction status report.
The accompanying introduction and notes are an integral part of this budget activity report.



SMART Program Budget Activity Report

Completed and Meets Standard Projects Detail Schedule for Quarter Ended March 31, 2021



GOB Referendum Approved by Voters on 11/4/2014 - 76 Months Since Approval

School/ Project	Original Budget	Current Budget	Prior Years Expenditures	Commitments	Current Year Expenditures	Balance
Somerset Academy Charter School						
Miramar						
Charter School Technology Project Number: 540585004	193,613	193,605	193,605	-	-	-
Somerset Academy Davie Charter School						
Charter School Technology Project Number: 521185004	45,256	45,251	45,251	-	-	-
Somerset Academy East Preparatory						
Charter School Technology Project Number: 539185004	87,515	87,511	87,511	-	-	-
Somerset Academy Elementary						
Charter School Technology Project Number: 514185004	280,529	280,507	280,507	-	-	-
Somerset Academy High						
Charter School Technology Project Number: 522185004	329,381	329,375	329,375	-	-	-
Somerset Academy Hollywood						
Charter School Technology Project Number: 538785004	17,083	17,080	17,080	-	-	-
Somerset Academy Hollywood Middle School						
Charter School Technology Project Number: 541985004	3,297	3,293	3,293	-	-	-
Somerset Academy Middle						
Charter School Technology Project Number: 515185004	249,059	249,055	249,055	-	-	-
Somerset Academy Miramar Middle						
Charter School Technology Project Number: 540685004	131,573	131,539	131,539	-	-	-

* Project expenditures include, but are not limited to, construction costs, design costs, permitting costs, advertising costs during the planning and procurement phase, equipment, work orders, and Program Management fees.

There may be some additional financial activity on these projects as the final payments are made and all of the purchase orders are closed-out. When the projects are closed-out remaining balances (savings) are reported to the School Board and returned to the Capital Reserve.

This is a budget and expenditure activity report, and is not a construction status report.
The accompanying introduction and notes are an integral part of this budget activity report.



SMART Program Budget Activity Report

Completed and Meets Standard Projects Detail Schedule for Quarter Ended March 31, 2021



GOB Referendum Approved by Voters on 11/4/2014 - 76 Months Since Approval

School/ Project	Original Budget	Current Budget	Prior Years Expenditures	Commitments	Current Year Expenditures	Balance
Somerset Academy Neighborhood						
Charter School Technology Project Number: 502185004	158,247	158,237	158,237	-	-	-
Somerset Academy Pompano						
Charter School Technology Project Number: 538885004	49,452	49,451	49,451	-	-	-
Somerset Academy Pompano Middle						
Charter School Technology Project Number: 541385004	6,893	6,885	6,885	-	-	-
Somerset Academy Village Charter Middle School						
Charter School Technology Project Number: 500285004	33,268	33,265	33,265	-	-	-
Somerset Charter Academy @ North Lauderdale						
Charter School Technology Project Number: 500385004	212,794	212,787	212,787	-	-	-
Somerset Miramar South						
Charter School Technology Project Number: 505485004	31,470	31,469	31,469	-	-	-
Somerset Pines Academy						
Charter School Technology Project Number: 503085004	146,558	146,548	146,548	-	-	-
Somerset Prep Charter High Broward Campus						
Charter School Technology Project Number: 500685004	66,835	66,831	66,831	-	-	-

* Project expenditures include, but are not limited to, construction costs, design costs, permitting costs, advertising costs during the planning and procurement phase, equipment, work orders, and Program Management fees.

There may be some additional financial activity on these projects as the final payments are made and all of the purchase orders are closed-out. When the projects are closed-out remaining balances (savings) are reported to the School Board and returned to the Capital Reserve.

This is a budget and expenditure activity report, and is not a construction status report.
The accompanying introduction and notes are an integral part of this budget activity report.



SMART Program Budget Activity Report

Completed and Meets Standard Projects Detail Schedule for Quarter Ended March 31, 2021



GOB Referendum Approved by Voters on 11/4/2014 - 76 Months Since Approval

School/ Project	Original Budget	Current Budget	Prior Years Expenditures	Commitments	Current Year Expenditures	Balance
Somerset Preparatory Charter Middle School						
Charter School Technology Project Number: 544185004	101,002	100,993	100,993	-	-	-
Somerset Village Academy						
Charter School Technology Project Number: 500485004	74,328	74,319	74,319	-	-	-
South Broward High School						
Additional Computers to Close Gap Project Number: 017185002	421,000	420,995	420,995	-	-	-
Wireless Network Upgrade and CAT 6 Data Port Upgrade Project Number: 017185003	181,000	159,681	159,681	-	-	-
School Choice Enhancement Project Number: P.001991	100,000	100,000	100,000	-	-	-
Weight Room Renovation Project Number: P.002023	121,000	121,000	120,176	-	-	824
South Plantation High School						
Technology Infrastructure Upgrade Project Number: 235185001	371,000	238,150	238,150	-	-	-
Additional Computers to Close Gap Project Number: 235185002	549,000	548,915	548,915	-	-	-
Wireless Network Upgrade and CAT 6 Data Port Upgrade Project Number: 235185003	122,000	117,876	117,876	-	-	-
Music Instruments Project Number: 235185009	300,000	300,000	299,991	-	-	9

* Project expenditures include, but are not limited to, construction costs, design costs, permitting costs, advertising costs during the planning and procurement phase, equipment, work orders, and Program Management fees.

There may be some additional financial activity on these projects as the final payments are made and all of the purchase orders are closed-out. When the projects are closed-out remaining balances (savings) are reported to the School Board and returned to the Capital Reserve.

This is a budget and expenditure activity report, and is not a construction status report.
The accompanying introduction and notes are an integral part of this budget activity report.



SMART Program Budget Activity Report

Completed and Meets Standard Projects Detail Schedule for Quarter Ended March 31, 2021



GOB Referendum Approved by Voters on 11/4/2014 - 76 Months Since Approval

School/ Project	Original Budget	Current Budget	Prior Years Expenditures	Commitments	Current Year Expenditures	Balance
South Plantation High School						
Weight Room Renovation Project Number: P.002161	121,000	121,000	120,645	-	-	355
Stephen Foster Elementary School						
Additional Computers to Close Gap Project Number: 092185002	49,000	48,913	48,913	-	-	-
Wireless Network Upgrade and CAT 6 Data Port Upgrade Project Number: 092185003	82,000	74,617	74,617	-	-	-
Music Instruments Project Number: 092185009	50,000	50,000	49,446	-	-	554
School Choice Enhancement Project Number: P.002391	100,000	100,000	75,735	1,646	14,686	7,933
Stirling Elementary School						
Additional Computers to Close Gap Project Number: 069185002	198,000	197,883	197,883	-	-	-
Wireless Network Upgrade and CAT 6 Data Port Upgrade Project Number: 069185003	84,000	57,716	57,716	-	-	-
Music Instruments Project Number: 069185009	50,000	50,000	50,000	-	-	-
School Choice Enhancement Project Number: P.001962	100,000	100,000	99,885	-	-	115
Stoneman Douglas High School						
Technology Infrastructure Upgrade Project Number: 301185001	441,000	335,493	335,493	-	-	-

* Project expenditures include, but are not limited to, construction costs, design costs, permitting costs, advertising costs during the planning and procurement phase, equipment, work orders, and Program Management fees.

There may be some additional financial activity on these projects as the final payments are made and all of the purchase orders are closed-out. When the projects are closed-out remaining balances (savings) are reported to the School Board and returned to the Capital Reserve.

This is a budget and expenditure activity report, and is not a construction status report.
The accompanying introduction and notes are an integral part of this budget activity report.



SMART Program Budget Activity Report

Completed and Meets Standard Projects Detail Schedule for Quarter Ended March 31, 2021



GOB Referendum Approved by Voters on 11/4/2014 - 76 Months Since Approval

School/ Project	Original Budget	Current Budget	Prior Years Expenditures	Commitments	Current Year Expenditures	Balance
Stoneman Douglas High School						
Additional Computers to Close Gap Project Number: 301185002	830,000	829,903	829,903	-	-	-
Wireless Network Upgrade and CAT 6 Data Port Upgrade Project Number: 301185003	38,000	26,755	26,755	-	-	-
Music Instruments Project Number: 301185009	300,000	300,000	300,000	-	-	-
Weight Room Renovation Project Number: P.002162	121,000	121,000	120,995	-	-	5
Stranahan High School						
Technology Infrastructure Upgrade Project Number: 021185001	8,000	4,812	4,812	-	-	-
Additional Computers to Close Gap Project Number: 021185002	305,000	304,903	304,903	-	-	-
Wireless Network Upgrade and CAT 6 Data Port Upgrade Project Number: 021185003	230,000	154,519	154,519	-	-	-
Music Instruments Project Number: 021185009	100,000	100,000	93,724	-	-	6,276
Weight Room Renovation Project Number: P.001995	121,000	121,000	120,415	-	-	585
Track Resurfacing Project Number: P.002107	300,000	300,000	285,286	14,714	-	-
SunEd High School						
Charter School Technology Project Number: 506085004	107,296	107,283	107,283	-	-	-

* Project expenditures include, but are not limited to, construction costs, design costs, permitting costs, advertising costs during the planning and procurement phase, equipment, work orders, and Program Management fees.

There may be some additional financial activity on these projects as the final payments are made and all of the purchase orders are closed-out. When the projects are closed-out remaining balances (savings) are reported to the School Board and returned to the Capital Reserve.

This is a budget and expenditure activity report, and is not a construction status report.
The accompanying introduction and notes are an integral part of this budget activity report.



SMART Program Budget Activity Report

Completed and Meets Standard Projects Detail Schedule for Quarter Ended March 31, 2021



GOB Referendum Approved by Voters on 11/4/2014 - 76 Months Since Approval

School/ Project	Original Budget	Current Budget	Prior Years Expenditures	Commitments	Current Year Expenditures	Balance
Sunland Park Academy						
Additional Computers to Close Gap Project Number: 061185002	29,000	28,768	28,768	-	-	-
Wireless Network Upgrade and CAT 6 Data Port Upgrade Project Number: 061185003	26,000	25,850	25,850	-	-	-
Music Instruments Project Number: 061185009	50,000	50,000	49,999	-	-	1
School Choice Enhancement Project Number: P.001928	100,000	100,000	99,997	-	-	3
Sunrise Middle School						
Additional Computers to Close Gap Project Number: 025185002	185,000	184,884	184,884	-	-	-
Wireless Network Upgrade and CAT 6 Data Port Upgrade Project Number: 025185003	132,000	129,428	129,428	-	-	-
Music Instruments Project Number: 025185009	100,000	100,000	99,999	-	-	1
School Choice Enhancement Project Number: P.001918	100,000	100,000	98,815	-	1,100	85
Sunset Lakes Elementary School						
Technology Infrastructure Upgrade Project Number: 366185001	9,000	-	-	-	-	-
Additional Computers to Close Gap Project Number: 366185002	195,000	194,803	194,803	-	-	-

* Project expenditures include, but are not limited to, construction costs, design costs, permitting costs, advertising costs during the planning and procurement phase, equipment, work orders, and Program Management fees.

There may be some additional financial activity on these projects as the final payments are made and all of the purchase orders are closed-out. When the projects are closed-out remaining balances (savings) are reported to the School Board and returned to the Capital Reserve.

This is a budget and expenditure activity report, and is not a construction status report.
The accompanying introduction and notes are an integral part of this budget activity report.



SMART Program Budget Activity Report

Completed and Meets Standard Projects Detail Schedule for Quarter Ended March 31, 2021



GOB Referendum Approved by Voters on 11/4/2014 - 76 Months Since Approval

School/ Project	Original Budget	Current Budget	Prior Years Expenditures	Commitments	Current Year Expenditures	Balance
Sunset Lakes Elementary School						
Wireless Network Upgrade and CAT 6 Data Port Upgrade Project Number: 366185003	82,000	74,850	73,283	-	-	1,567
Music Instruments Project Number: 366185009	50,000	50,000	49,999	-	-	1
School Choice Enhancement Project Number: P.001718	100,000	100,000	100,000	-	-	-
Building Envelope Improvements (Roof, Window, Ext Wall, etc.), HVAC Improvements Project Number: P.001971	1,211,000	2,964,125	2,363,701	54,850	313,596	231,978
Sunshine Elementary Charter						
Charter School Technology Project Number: 540085004	86,916	86,895	86,895	-	-	-
Sunshine Elementary School						
Additional Computers to Close Gap Project Number: 117185002	190,000	189,970	189,970	-	-	-
Wireless Network Upgrade and CAT 6 Data Port Upgrade Project Number: 117185003	94,000	60,310	60,310	-	-	-
Music Instruments Project Number: 117185009	50,000	50,000	49,784	-	-	216
Tamarac Elementary School						
Technology Infrastructure Upgrade Project Number: 262185001	26,000	9,206	9,206	-	-	-
Additional Computers to Close Gap Project Number: 262185002	251,000	250,988	250,988	-	-	-

* Project expenditures include, but are not limited to, construction costs, design costs, permitting costs, advertising costs during the planning and procurement phase, equipment, work orders, and Program Management fees.

There may be some additional financial activity on these projects as the final payments are made and all of the purchase orders are closed-out. When the projects are closed-out remaining balances (savings) are reported to the School Board and returned to the Capital Reserve.

This is a budget and expenditure activity report, and is not a construction status report.
The accompanying introduction and notes are an integral part of this budget activity report.



SMART Program Budget Activity Report

Completed and Meets Standard Projects Detail Schedule for Quarter Ended March 31, 2021



GOB Referendum Approved by Voters on 11/4/2014 - 76 Months Since Approval

School/ Project	Original Budget	Current Budget	Prior Years Expenditures	Commitments	Current Year Expenditures	Balance
Tamarac Elementary School						
Wireless Network Upgrade and CAT 6 Data Port Upgrade Project Number: 262185003	134,000	89,195	89,195	-	-	-
Music Instruments Project Number: 262185009	50,000	50,000	49,998	-	-	2
School Choice Enhancement Project Number: P.001761	100,000	100,000	99,939	-	-	61
Media Center improvements Project Number: P.002049	295,000	295,000	53,975	8,146	19,069	213,810
Taravella, J.P. High School						
Technology Infrastructure Upgrade Project Number: 275185001	429,000	289,381	289,381	-	-	-
Additional Computers to Close Gap Project Number: 275185002	788,000	787,980	787,980	-	-	-
Wireless Network Upgrade and CAT 6 Data Port Upgrade Project Number: 275185003	133,000	133,000	133,000	-	-	-
Music Instruments Project Number: 275185009	300,000	300,000	299,999	-	-	1
Track Resurfacing Project Number: P.002106	300,000	300,000	263,927	36,073	-	-
Weight Room Renovation Project Number: P.002156	121,000	121,000	121,000	-	-	-
Tedder Elementary School						
Additional Computers to Close Gap Project Number: 057185002	90,000	89,916	89,916	-	-	-

* Project expenditures include, but are not limited to, construction costs, design costs, permitting costs, advertising costs during the planning and procurement phase, equipment, work orders, and Program Management fees.

There may be some additional financial activity on these projects as the final payments are made and all of the purchase orders are closed-out. When the projects are closed-out remaining balances (savings) are reported to the School Board and returned to the Capital Reserve.

This is a budget and expenditure activity report, and is not a construction status report.
The accompanying introduction and notes are an integral part of this budget activity report.



SMART Program Budget Activity Report

Completed and Meets Standard Projects Detail Schedule for Quarter Ended March 31, 2021



GOB Referendum Approved by Voters on 11/4/2014 - 76 Months Since Approval

School/ Project	Original Budget	Current Budget	Prior Years Expenditures	Commitments	Current Year Expenditures	Balance
Tedder Elementary School						
Wireless Network Upgrade and CAT 6 Data Port Upgrade Project Number: 057185003	55,000	53,550	53,550	-	-	-
Music Instruments Project Number: 057185009	50,000	50,000	49,999	-	-	1
School Choice Enhancement Project Number: P.001781	100,000	100,000	100,000	-	-	-
Tequesta Trace Middle School						
Technology Infrastructure Upgrade Project Number: 315185001	166,000	135,139	135,139	-	-	-
Additional Computers to Close Gap Project Number: 315185002	204,000	203,856	203,856	-	-	-
Wireless Network Upgrade and CAT 6 Data Port Upgrade Project Number: 315185003	72,000	61,293	61,293	-	-	-
Music Instruments Project Number: 315185009	100,000	100,000	99,996	-	-	4
The Quest Center						
Additional Computers to Close Gap Project Number: 102185002	22,000	21,932	21,932	-	-	-
Wireless Network Upgrade and CAT 6 Data Port Upgrade Project Number: 102185003	54,000	42,202	42,202	-	-	-
Music Instruments Project Number: 102185009	50,000	50,000	40,867	-	8,084	1,049

* Project expenditures include, but are not limited to, construction costs, design costs, permitting costs, advertising costs during the planning and procurement phase, equipment, work orders, and Program Management fees.

There may be some additional financial activity on these projects as the final payments are made and all of the purchase orders are closed-out. When the projects are closed-out remaining balances (savings) are reported to the School Board and returned to the Capital Reserve.

This is a budget and expenditure activity report, and is not a construction status report.
The accompanying introduction and notes are an integral part of this budget activity report.



SMART Program Budget Activity Report

Completed and Meets Standard Projects Detail Schedule for Quarter Ended March 31, 2021



GOB Referendum Approved by Voters on 11/4/2014 - 76 Months Since Approval

School/ Project	Original Budget	Current Budget	Prior Years Expenditures	Commitments	Current Year Expenditures	Balance
Thurgood Marshall Elementary School						
Additional Computers to Close Gap Project Number: 329185002	100,000	99,848	99,848	-	-	-
Wireless Network Upgrade and CAT 6 Data Port Upgrade Project Number: 329185003	49,000	5,937	5,937	-	-	-
Music Instruments Project Number: 329185009	50,000	-	-	-	-	-
School Choice Enhancement Project Number: P.002387	100,000	100,000	68,685	-	-	31,315
Tradewinds Elementary School						
Technology Infrastructure Upgrade Project Number: 348185001	4,000	3,969	3,969	-	-	-
Additional Computers to Close Gap Project Number: 348185002	314,000	313,806	313,806	-	-	-
Wireless Network Upgrade and CAT 6 Data Port Upgrade Project Number: 348185003	106,000	81,804	81,804	-	-	-
Music Instruments Project Number: 348185009	50,000	50,000	48,753	-	-	1,247
Tropical Elementary School						
Technology Infrastructure Upgrade Project Number: 073185001	66,000	35,375	35,375	-	-	-
Additional Computers to Close Gap Project Number: 073185002	132,000	131,934	131,934	-	-	-

* Project expenditures include, but are not limited to, construction costs, design costs, permitting costs, advertising costs during the planning and procurement phase, equipment, work orders, and Program Management fees.

There may be some additional financial activity on these projects as the final payments are made and all of the purchase orders are closed-out. When the projects are closed-out remaining balances (savings) are reported to the School Board and returned to the Capital Reserve.

This is a budget and expenditure activity report, and is not a construction status report.
The accompanying introduction and notes are an integral part of this budget activity report.



SMART Program Budget Activity Report

Completed and Meets Standard Projects Detail Schedule for Quarter Ended March 31, 2021



GOB Referendum Approved by Voters on 11/4/2014 - 76 Months Since Approval

School/ Project	Original Budget	Current Budget	Prior Years Expenditures	Commitments	Current Year Expenditures	Balance
Tropical Elementary School						
Wireless Network Upgrade and CAT 6 Data Port Upgrade Project Number: 073185003	84,000	60,265	60,265	-	-	-
Music Instruments Project Number: 073185009	50,000	50,000	25,097	-	24,795	108
Village Elementary School						
Additional Computers to Close Gap Project Number: 162185002	181,000	180,991	180,991	-	-	-
Wireless Network Upgrade and CAT 6 Data Port Upgrade Project Number: 162185003	41,000	41,000	41,000	-	-	-
Music Instruments Project Number: 162185009	50,000	50,000	25,205	-	20,077	4,718
School Choice Enhancement Project Number: P.002209	100,000	100,000	92,316	-	5,352	2,332
Walker Elementary School						
Additional Computers to Close Gap Project Number: 032185002	69,000	68,849	68,849	-	-	-
Wireless Network Upgrade and CAT 6 Data Port Upgrade Project Number: 032185003	64,000	52,909	52,909	-	-	-
Music Instruments Project Number: 032185009	50,000	50,000	43,998	-	6,000	2
School Choice Enhancement Project Number: P.001771	100,000	100,000	99,804	-	-	196

* Project expenditures include, but are not limited to, construction costs, design costs, permitting costs, advertising costs during the planning and procurement phase, equipment, work orders, and Program Management fees.

There may be some additional financial activity on these projects as the final payments are made and all of the purchase orders are closed-out. When the projects are closed-out remaining balances (savings) are reported to the School Board and returned to the Capital Reserve.

This is a budget and expenditure activity report, and is not a construction status report.
The accompanying introduction and notes are an integral part of this budget activity report.



SMART Program Budget Activity Report

Completed and Meets Standard Projects Detail Schedule for Quarter Ended March 31, 2021



GOB Referendum Approved by Voters on 11/4/2014 - 76 Months Since Approval

School/ Project	Original Budget	Current Budget	Prior Years Expenditures	Commitments	Current Year Expenditures	Balance
Watkins Elementary School						
Technology Infrastructure Upgrade Project Number: 051185001	9,000	-	-	-	-	-
Additional Computers to Close Gap Project Number: 051185002	153,000	152,947	152,947	-	-	-
Wireless Network Upgrade and CAT 6 Data Port Upgrade Project Number: 051185003	46,000	38,164	38,164	-	-	-
Music Instruments Project Number: 051185009	50,000	-	-	-	-	-
Welleby Elementary School						
Technology Infrastructure Upgrade Project Number: 288185001	82,000	40,322	40,322	-	-	-
Additional Computers to Close Gap Project Number: 288185002	166,000	165,922	165,922	-	-	-
Wireless Network Upgrade and CAT 6 Data Port Upgrade Project Number: 288185003	103,000	63,863	63,863	-	-	-
Music Instruments Project Number: 288185009	50,000	50,000	49,764	-	-	236
West Broward High School						
Additional Computers to Close Gap Project Number: 397185002	683,000	682,903	682,903	-	-	-
Wireless Network Upgrade and CAT 6 Data Port Upgrade Project Number: 397185003	83,000	82,949	82,949	-	-	-

* Project expenditures include, but are not limited to, construction costs, design costs, permitting costs, advertising costs during the planning and procurement phase, equipment, work orders, and Program Management fees.

There may be some additional financial activity on these projects as the final payments are made and all of the purchase orders are closed-out. When the projects are closed-out remaining balances (savings) are reported to the School Board and returned to the Capital Reserve.

This is a budget and expenditure activity report, and is not a construction status report.
The accompanying introduction and notes are an integral part of this budget activity report.



SMART Program Budget Activity Report

Completed and Meets Standard Projects Detail Schedule for Quarter Ended March 31, 2021



GOB Referendum Approved by Voters on 11/4/2014 - 76 Months Since Approval

School/ Project	Original Budget	Current Budget	Prior Years Expenditures	Commitments	Current Year Expenditures	Balance
West Broward High School						
Music Instruments Project Number: 397185009	300,000	300,000	299,974	-	-	26
School Choice Enhancement Project Number: P.001717	100,000	100,000	99,901	-	-	99
Track Resurfacing Project Number: P.002034	300,000	300,000	291,420	-	-	8,580
Weight Room Renovation Project Number: P.002152	121,000	121,000	120,997	-	-	3
West Hollywood Elementary School						
Additional Computers to Close Gap Project Number: 016185002	141,000	140,855	140,855	-	-	-
Wireless Network Upgrade and CAT 6 Data Port Upgrade Project Number: 016185003	39,000	31,224	31,224	-	-	-
Music Instruments Project Number: 016185009	50,000	50,000	49,992	-	-	8
School Choice Enhancement Project Number: P.001809	100,000	100,000	99,978	-	-	22
Westchester Elementary School						
Technology Infrastructure Upgrade Project Number: 268185001	52,000	20,852	20,852	-	-	-
Additional Computers to Close Gap Project Number: 268185002	205,000	204,859	204,859	-	-	-
Wireless Network Upgrade and CAT 6 Data Port Upgrade Project Number: 268185003	123,000	73,998	73,998	-	-	-

* Project expenditures include, but are not limited to, construction costs, design costs, permitting costs, advertising costs during the planning and procurement phase, equipment, work orders, and Program Management fees.

There may be some additional financial activity on these projects as the final payments are made and all of the purchase orders are closed-out. When the projects are closed-out remaining balances (savings) are reported to the School Board and returned to the Capital Reserve.

This is a budget and expenditure activity report, and is not a construction status report.
The accompanying introduction and notes are an integral part of this budget activity report.



SMART Program Budget Activity Report

Completed and Meets Standard Projects Detail Schedule for Quarter Ended March 31, 2021



GOB Referendum Approved by Voters on 11/4/2014 - 76 Months Since Approval

School/ Project	Original Budget	Current Budget	Prior Years Expenditures	Commitments	Current Year Expenditures	Balance
Westchester Elementary School						
Music Instruments Project Number: 268185009	50,000	50,000	49,931	-	-	69
Western High School						
Technology Infrastructure Upgrade Project Number: 283185001	297,000	255,229	255,229	-	-	-
Additional Computers to Close Gap Project Number: 283185002	668,000	667,869	667,869	-	-	-
Wireless Network Upgrade and CAT 6 Data Port Upgrade Project Number: 283185003	141,000	99,055	99,055	-	-	0
Music Instruments Project Number: 283185009	300,000	300,000	298,843	-	-	1,157
Track Resurfacing Project Number: P.002105	300,000	300,000	192,510	12,753	-	94,737
Weight Room Renovation Project Number: P.002153	121,000	121,000	119,200	1,800	-	-
School Choice Enhancement Project Number: P.002331	100,000	100,000	88,064	-	-	11,936
Westglades Middle School						
Technology Infrastructure Upgrade Project Number: 387185001	215,000	157,117	157,117	-	-	-
Additional Computers to Close Gap Project Number: 387185002	304,000	303,928	303,928	-	-	-

* Project expenditures include, but are not limited to, construction costs, design costs, permitting costs, advertising costs during the planning and procurement phase, equipment, work orders, and Program Management fees.

There may be some additional financial activity on these projects as the final payments are made and all of the purchase orders are closed-out. When the projects are closed-out remaining balances (savings) are reported to the School Board and returned to the Capital Reserve.

This is a budget and expenditure activity report, and is not a construction status report.
The accompanying introduction and notes are an integral part of this budget activity report.



SMART Program Budget Activity Report

Completed and Meets Standard Projects Detail Schedule for Quarter Ended March 31, 2021



GOB Referendum Approved by Voters on 11/4/2014 - 76 Months Since Approval

School/ Project	Original Budget	Current Budget	Prior Years Expenditures	Commitments	Current Year Expenditures	Balance
Westglades Middle School						
Wireless Network Upgrade and CAT 6 Data Port Upgrade Project Number: 387185003	25,000	18,297	18,296	-	-	1
Music Instruments Project Number: 387185009	100,000	100,000	99,992	-	-	8
School Choice Enhancement Project Number: P.002345	100,000	100,000	100,000	-	-	-
Westpine Middle School						
Technology Infrastructure Upgrade Project Number: 205285001	9,000	6,138	6,138	-	-	-
Additional Computers to Close Gap Project Number: 205285002	236,000	235,969	235,969	-	-	-
Wireless Network Upgrade and CAT 6 Data Port Upgrade Project Number: 205285003	136,000	109,275	109,275	-	-	-
Music Instruments Project Number: 205285009	100,000	100,000	99,991	-	-	9
School Choice Enhancement Project Number: P.002321	100,000	100,000	14,962	-	-	85,038
Westwood Heights Elementary School						
Additional Computers to Close Gap Project Number: 063185002	82,000	81,941	81,941	-	-	-
Wireless Network Upgrade and CAT 6 Data Port Upgrade Project Number: 063185003	52,000	42,111	42,111	-	-	-

* Project expenditures include, but are not limited to, construction costs, design costs, permitting costs, advertising costs during the planning and procurement phase, equipment, work orders, and Program Management fees.

There may be some additional financial activity on these projects as the final payments are made and all of the purchase orders are closed-out. When the projects are closed-out remaining balances (savings) are reported to the School Board and returned to the Capital Reserve.

This is a budget and expenditure activity report, and is not a construction status report.
The accompanying introduction and notes are an integral part of this budget activity report.



SMART Program Budget Activity Report

Completed and Meets Standard Projects Detail Schedule for Quarter Ended March 31, 2021



GOB Referendum Approved by Voters on 11/4/2014 - 76 Months Since Approval

School/ Project	Original Budget	Current Budget	Prior Years Expenditures	Commitments	Current Year Expenditures	Balance
Westwood Heights Elementary School						
Music Instruments Project Number: 063185009	50,000	50,000	36,795	-	12,607	598
School Choice Enhancement Project Number: P.001782	100,000	100,000	99,991	9	-	-
Building Envelope Improvements (Roof, Window, Ext Wall, etc.), HVAC Improvements, Media Center improvements Project Number: P.001993	1,720,000	4,237,269	3,842,536	219,876	62,877	111,980
Whiddon-Rogers Education Center						
Technology Infrastructure Upgrade Project Number: 045285001	18,000	17,692	17,692	-	-	-
Additional Computers to Close Gap Project Number: 045285002	50,000	49,983	49,983	-	-	-
Wireless Network Upgrade and CAT 6 Data Port Upgrade Project Number: 045285003	136,000	132,232	132,232	-	-	-
Music Instruments Project Number: 045285009	50,000	50,000	49,999	-	-	1
School Choice Enhancement Project Number: P.001702	100,000	100,000	99,998	1	-	1
Whispering Pines Education Center						
Wireless Network Upgrade and CAT 6 Data Port Upgrade Project Number: 175285003	33,000	31,706	31,706	-	-	-
Music Instruments Project Number: 175285009	50,000	-	-	-	-	-

* Project expenditures include, but are not limited to, construction costs, design costs, permitting costs, advertising costs during the planning and procurement phase, equipment, work orders, and Program Management fees.

There may be some additional financial activity on these projects as the final payments are made and all of the purchase orders are closed-out. When the projects are closed-out remaining balances (savings) are reported to the School Board and returned to the Capital Reserve.

This is a budget and expenditure activity report, and is not a construction status report.
The accompanying introduction and notes are an integral part of this budget activity report.



SMART Program Budget Activity Report

Completed and Meets Standard Projects Detail Schedule for Quarter Ended March 31, 2021



GOB Referendum Approved by Voters on 11/4/2014 - 76 Months Since Approval

School/ Project	Original Budget	Current Budget	Prior Years Expenditures	Commitments	Current Year Expenditures	Balance
Wilton Manors Elementary School						
Additional Computers to Close Gap Project Number: 019185002	129,000	128,622	128,622	-	-	-
Wireless Network Upgrade and CAT 6 Data Port Upgrade Project Number: 019185003	40,000	-	-	-	-	-
Music Instruments Project Number: 019185009	50,000	50,000	47,119	-	-	2,881
Wingate Oaks Center						
Technology Infrastructure Upgrade Project Number: 099185001	103,000	102,986	102,986	-	-	-
Additional Computers to Close Gap Project Number: 099185002	11,000	10,967	10,967	-	-	-
Wireless Network Upgrade and CAT 6 Data Port Upgrade Project Number: 099185003	61,000	48,854	48,854	-	-	-
Music Instruments Project Number: 099185009	50,000	-	-	-	-	-
Winston Park Elementary School						
Technology Infrastructure Upgrade Project Number: 309185001	73,000	73,000	73,000	-	-	-
Additional Computers to Close Gap Project Number: 309185002	360,000	359,978	359,978	-	-	-
Wireless Network Upgrade and CAT 6 Data Port Upgrade Project Number: 309185003	124,000	102,484	102,484	-	-	-

* Project expenditures include, but are not limited to, construction costs, design costs, permitting costs, advertising costs during the planning and procurement phase, equipment, work orders, and Program Management fees.

There may be some additional financial activity on these projects as the final payments are made and all of the purchase orders are closed-out. When the projects are closed-out remaining balances (savings) are reported to the School Board and returned to the Capital Reserve.

This is a budget and expenditure activity report, and is not a construction status report.
The accompanying introduction and notes are an integral part of this budget activity report.



SMART Program Budget Activity Report

Completed and Meets Standard Projects Detail Schedule for Quarter Ended March 31, 2021



GOB Referendum Approved by Voters on 11/4/2014 - 76 Months Since Approval

School/ Project	Original Budget	Current Budget	Prior Years Expenditures	Commitments	Current Year Expenditures	Balance
Winston Park Elementary School						
Music Instruments Project Number: 309185009	50,000	50,000	49,963	-	-	37
School Choice Enhancement Project Number: P.002208	100,000	100,000	99,028	-	-	972
Young, Virginia Shuman Elementary School						
Technology Infrastructure Upgrade Project Number: 332185001	43,000	39,085	39,085	-	-	-
Additional Computers to Close Gap Project Number: 332185002	145,000	144,890	144,890	-	-	-
Wireless Network Upgrade and CAT 6 Data Port Upgrade Project Number: 332185003	84,000	50,932	50,932	-	-	-
Music Instruments Project Number: 332185009	50,000	50,000	49,562	-	-	438
School Choice Enhancement Project Number: P.002241	100,000	100,000	92,704	-	-	7,296
Young, Walter C. Middle School						
Technology Infrastructure Upgrade Project Number: 300185001	182,000	155,271	155,271	-	-	-
Additional Computers to Close Gap Project Number: 300185002	212,000	211,976	211,976	-	-	-
Wireless Network Upgrade and CAT 6 Data Port Upgrade Project Number: 300185003	90,000	72,161	72,161	-	-	-

* Project expenditures include, but are not limited to, construction costs, design costs, permitting costs, advertising costs during the planning and procurement phase, equipment, work orders, and Program Management fees.

There may be some additional financial activity on these projects as the final payments are made and all of the purchase orders are closed-out. When the projects are closed-out remaining balances (savings) are reported to the School Board and returned to the Capital Reserve.

This is a budget and expenditure activity report, and is not a construction status report.
The accompanying introduction and notes are an integral part of this budget activity report.



SMART Program Budget Activity Report

Completed and Meets Standard Projects Detail Schedule for Quarter Ended March 31, 2021



GOB Referendum Approved by Voters on 11/4/2014 - 76 Months Since Approval

School/ Project	Original Budget	Current Budget	Prior Years Expenditures	Commitments	Current Year Expenditures	Balance
Young, Walter C. Middle School						
Music Instruments Project Number: 300185009	100,000	100,000	99,993	-	-	7
School Choice Enhancement Project Number: P.001961	100,000	100,000	92,422	1,168	-	6,410

* Project expenditures include, but are not limited to, construction costs, design costs, permitting costs, advertising costs during the planning and procurement phase, equipment, work orders, and Program Management fees.

There may be some additional financial activity on these projects as the final payments are made and all of the purchase orders are closed-out. When the projects are closed-out remaining balances (savings) are reported to the School Board and returned to the Capital Reserve.

This is a budget and expenditure activity report, and is not a construction status report.
The accompanying introduction and notes are an integral part of this budget activity report.



SMART Program Budget Activity Report

Completed and Meets Standard Projects Detail Schedule for Quarter Ended March 31, 2021



GOB Referendum Approved by Voters on 11/4/2014 - 76 Months Since Approval

	Original Budget	Current Budget	Prior Years Expenditures	Commitments	Current Year Expenditures	Balance
Projects Totals	\$190,911,725	\$204,005,989	\$181,842,798	\$3,047,660	\$3,891,917	\$15,223,614
(Less) DEFP	\$2,287,593	\$2,287,593	\$2,092,889	\$53,418	\$93,154	\$48,132
SMART	\$188,624,132	\$201,718,396	\$179,749,909	\$2,994,242	\$3,798,763	\$15,175,482

* Project expenditures include, but are not limited to, construction costs, design costs, permitting costs, advertising costs during the planning and procurement phase, equipment, work orders, and Program Management fees.

There may be some additional financial activity on these projects as the final payments are made and all of the purchase orders are closed-out. When the projects are closed-out remaining balances (savings) are reported to the School Board and returned to the Capital Reserve.

This is a budget and expenditure activity report, and is not a construction status report.
The accompanying introduction and notes are an integral part of this budget activity report.





SMART Program Budget Activity Report



Remaining Projects Summary Schedule for Quarter Ended March 31, 2021

GOB Referendum Approved by Voters on 11/4/2014 - 76 Months Since Approval

GOB	Original Budget	Current Budget
Renovation	\$ 400,000	\$ 400,000
GOB Total	\$ 400,000	\$ 400,000

Non-GOB	Original Budget	Current Budget
Renovation	\$ 900,000	\$ 900,000
Non-GOB Total	\$ 900,000	\$ 900,000

Total	\$ 1,300,000	\$ 1,300,000
--------------	---------------------	---------------------

SMART Program Budget Activity Report



Remaining Projects Detail Schedule for Quarter Ended March 31, 2021

GOB Referendum Approved by Voters on 11/4/2014 - 76 Months Since Approval

School	Project	Original Budget	Current Budget
Broward Estates Elementary School	School Choice Enhancement	100,000	100,000
Cross Creek School	School Choice Enhancement	100,000	100,000
Driftwood Elementary School	School Choice Enhancement	100,000	100,000
Gulfstream Academy of Hallandale Beach K-8(Hallandale Elementary School)	School Choice Enhancement	100,000	100,000
Hollywood Central Elementary School	School Choice Enhancement	100,000	100,000
Lauderhill-Paul Turner Elementary School	School Choice Enhancement	100,000	100,000
Palmview Elementary School	School Choice Enhancement	100,000	100,000
Park Trails Elementary School	School Choice Enhancement	100,000	100,000
Pines Middle School	School Choice Enhancement	100,000	100,000
Riverglades Elementary School	School Choice Enhancement	100,000	100,000
Sanders Park Elementary School	School Choice Enhancement	100,000	100,000
Stoneman Douglas High School	School Choice Enhancement	100,000	100,000
Tropical Elementary School	School Choice Enhancement	100,000	100,000

* Project expenditures include, but are not limited to, construction costs, design costs, permitting costs, advertising costs during the planning and procurement phase, equipment, work orders, and Program Management fees.

This is a budget and expenditure activity report, and is not a construction status report.
The accompanying introduction and notes are an integral part of this report.



SMART Program Budget Activity Report



Remaining Projects Detail Schedule for Quarter Ended March 31, 2021

GOB Referendum Approved by Voters on 11/4/2014 - 76 Months Since Approval

	Original Budget	Current Budget
Total	\$ 1,300,000	\$ 1,300,000

* Project expenditures include, but are not limited to, construction costs, design costs, permitting costs, advertising costs during the planning and procurement phase, equipment, work orders, and Program Management fees.

This is a budget and expenditure activity report, and is not a construction status report.
The accompanying introduction and notes are an integral part of this report.





Section 7

Economic Development &
Diversity Compliance Department

Supplier Diversity Outreach Program

Dr. Jermaine Fleming
Acting Chief Strategy & Operations Officer

EXECUTIVE SUMMARY

The Economic Development & Diversity Compliance Department (EDDC) oversees the District's Supplier Diversity Outreach Program (SDOP) and operates through Standard Operating Procedures in accordance with The School Board of Broward County, Florida (SBBC), Policy 3330. Policy 3330 was adopted to remedy the ongoing effects of identified marketplace discrimination that continues to adversely affect the participation of Emerging/Small/Minority and/or Women Business Enterprises (E/S/M/WBE) in all solicitations and awards of contracts for the purchase of services, goods, or supplies.

The SDOP SMART Bond Program Report is comprised of the following sections that detail the commitment and utilization of the District's diverse suppliers:

1. E/S/M/WBE CERTIFICATION ACTIVITIES

- 1.1 E/S/M/WBE Certified Firms by Ethnicity and Gender
- 1.2 E/S/M/WBE Certification Industry Categories by Ethnicity and Gender

2. SDOP TARGETED MARKETING ACTIVITIES

- 2.1 SDOP Marketing Campaigns and Outcomes

3. CONTRACT COMPLIANCE ACTIVITIES

- 3.1 SDOP SMART SUPPLEMENTAL ACTIVITIES
- 3.2 Contract Compliance Evaluation Activities
- 3.3 M/WBE SMART Projects

4. CONTRACT COMPLIANCE BID AWARD TRACKING ACTIVITIES

- 4.1 Bid Award Tracking Totals
- 4.2 M/WBE Commitment by Ethnicity & Gender
- 4.3 S/M/WBE Overview: Construction Services
- 4.4 M/WBE Commitment: Owner's Representative, CBRE Heery, Inc.
- 4.5 M/WBE Commitment: Cost & Program Control Services, Atkins North America, Inc.

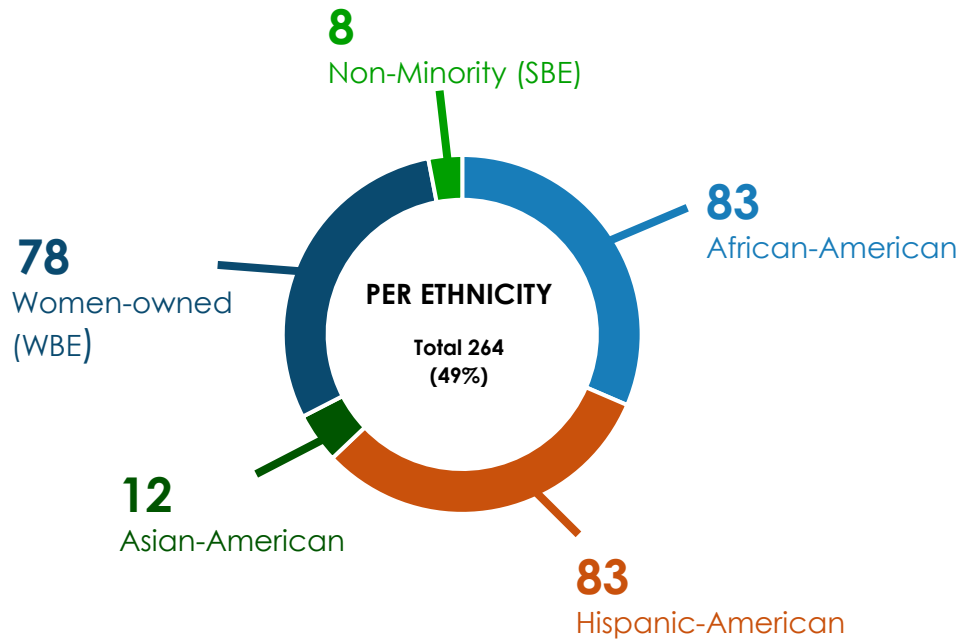
5. SMART BOND E/S/M/WBE CUMULATIVE SPEND

- 5.1 Value of Purchase Orders to S/M/WBE Firms per SMART Category
- 5.2 Value of Purchase Orders to S/M/WBE Firms by Ethnicity and Gender
- 5.3 Cumulative Spend by Ethnicity and Gender
- 5.4 Spend Per Quarter FY'15 – Present

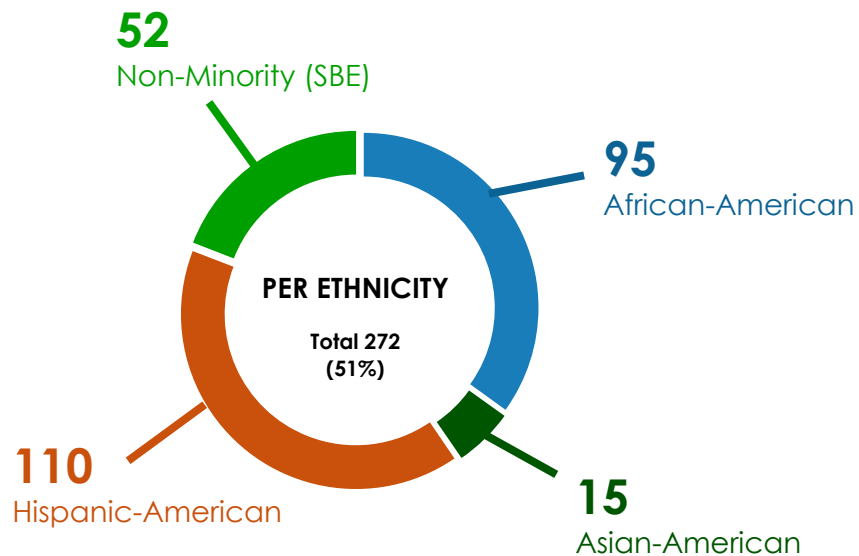
1.1 E/S/M/WBE CERTIFIED FIRMS BY ETHNICITY AND GENDER

**536
CERTIFIED
FIRMS**

FEMALE-OWNED CERTIFIED FIRMS



MALE-OWNED CERTIFIED FIRMS



1.2 E/S/M/WBE CERTIFICATION PROGRAM ACTIVITY BY ETHNICITY AND GENDER

INDUSTRY CATEGORIES*

Ethnicity & Gender	Construction	Commodities	Professional Services	Other Contractual Services
African-American (AA)	50	12	21	98
Asian-Pacific-American (APA)	5	4	11	9
Hispanic-American (HA)	81	15	40	60
Native-American (IA)	0	0	0	0
Caucasian-American (WBE)	21	8	14	38
Non-minority (SBE)**	24	5	11	19
TOTAL AMOUNT & PERCENTAGE	181	44	97	224
	33%	8%	18%	41%

*Some firms are categorized under more than one industry category

**Non-minority (SBE) is defined as firms certified as small business enterprises and do not include ethnicity as a certification factor

2.1 SDOP TARGETED MARKETING REPORT

Maximizing engagement, utilization, and awards to emerging, small, minority, and women-owned businesses in District procurement opportunities.



TOTAL # OF MARKETING CAMPAIGNS

28

AVERAGE EMAIL OPEN RATE*

36.05%

Average National Stats:**
15-25%

CLICK-THROUGH RATE

2.84%

Average National Stats:
2.5%

CLICK-TO-OPEN RATE

10.19%

Average National Stats:
20-30%

MARKETING OUTCOMES

Active Solicitation Notifications Campaign

33

COVID-19 Marketing Campaigns

4

Targeted Email Marketing

57

One-on-One Technical Assistance Provided

162

Internal/External Community Meetings

33

*EDDC is reviewing the expansion of marketing communication via text messaging.

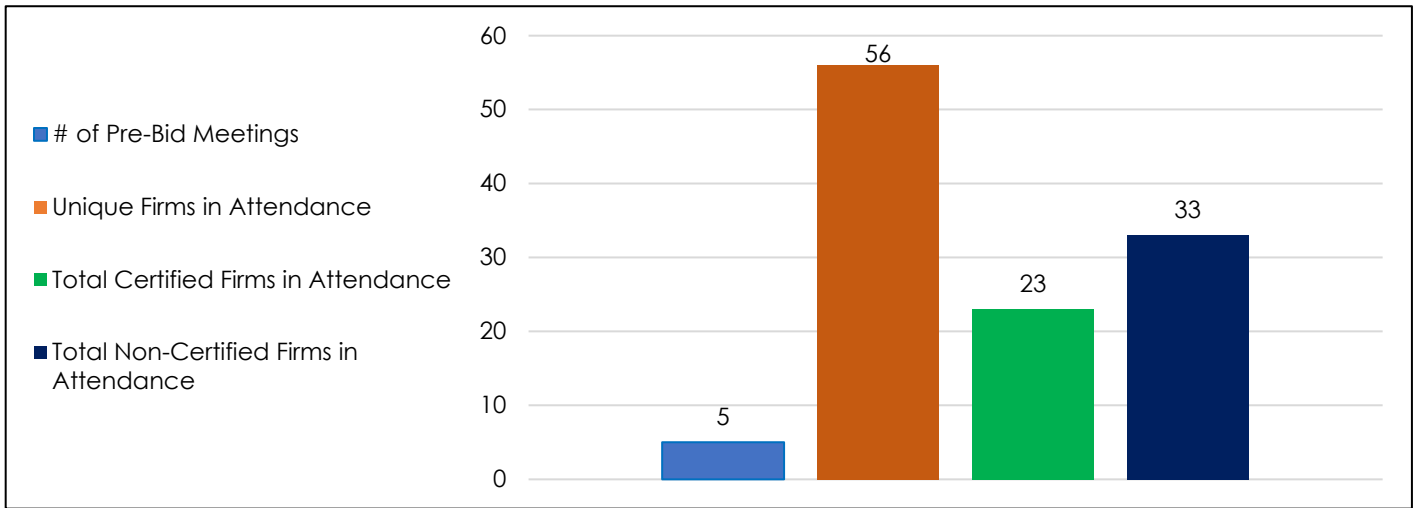
**Source: [Campaign Monitor](#)



3.1 SDOP SMART SUPPLEMENTAL ACTIVITIES

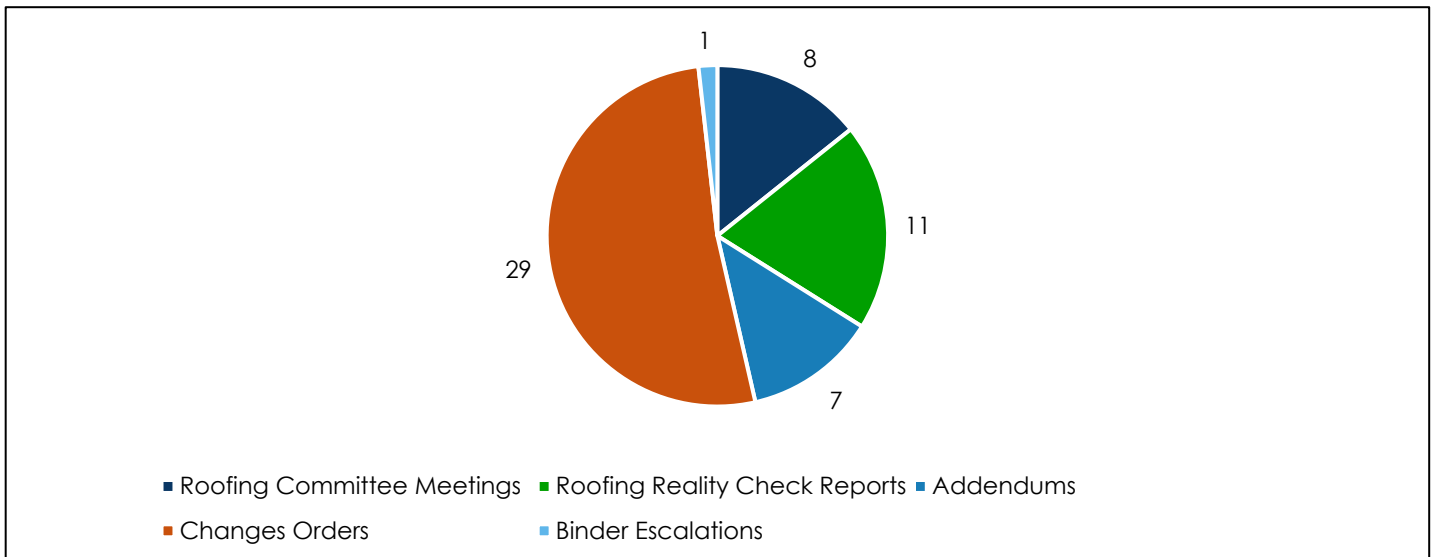
PRE-BID MEETING PARTICIPATION

Attendance at Pre-Bid Meetings is mandatory to be deemed eligible to bid on SMART bond program construction projects. Of the twenty-three (23) unique M/WBE certified firms that attended SMART Pre-Bid Meetings, six (6) or eleven (11%) were African American and four (4) or seven (7%) were Women-owned (WBE).



ROOFING COMMITTEE ACTIVITIES

The SMART Roofing Committee was established to identify scope gaps, circumvent roofing delays, and preserve roofing warranties. As a part of the committee, the EDDC designee participates in the process to monitor, evaluate, and recommend courses of action for SMART roofing projects during pre-construction and construction.



3.2 M/WBE CONTRACT COMPLIANCE EVALUATION ACTIVITIES

OVERVIEW

Total RFP/RFQ/ITB Solicitations Evaluated	23
Total # of Prime Submittals Evaluated	84
Total # of Approved Contracts	5

M/WBE ENGAGEMENT LEVELS BREAKDOWN

REQUEST FOR PROPOSALS (RFP)

TOTAL RFPs EVALUATED	0
M/WBE PRIME PROPOSERS	0
M/WBE SUB-CONSULTANTS/SUB-CONTRACTORS	0

REQUEST FOR QUOTATIONS (RFQ)

TOTAL RFQs EVALUATED	22
NUMBER OF M/WBE PRIME PRIMES	14
NUMBER OF M/WBE SUB-CONSULTANTS/SUB-CONTRACTORS	8

INVITATIONS TO BID (ITB)

TOTAL ITB PROJECTS EVALUATED	76
M/WBE PRIME BIDDERS	22
M/WBE SUB-CONSULTANTS/SUB-CONTRACTORS	54*

*The total number of M/WBE firms does not reflect unique companies. M/WBE sub-consultants/sub-contractors may participate on multiple projects.

3.2 M/WBE SMART PROJECTS

CONTRACT DIVERSITY COMMITMENT

BOARD DATE/ BID ID #	1/20/2021			1/20/2021				
	FY20-163			FY21-030				
PROJECT #	P.001842			P.001952				
PROJECT TYPE	Construction			Construction				
SCHOOL / FACILITY	Pembroke Lakes ES			Village ES				
PRIME	The BEC Group Services, Inc.			Integ Miami LLC				
S/M/WBE	Yes			Yes				
SUB	The BEC Group Services, Inc.	Solo Air Conditioning & Heating Co., Inc.	PYD Electric, Corp.	Integ Miami LLC	CGR Construction Co. Inc.	JLS Security Plus, LLC	Inclan Painting and Waterproofing, Corp.	Franklin Flooring, Inc.
ETHNICITY / GENDER	MBE-HA	M/WBE-HA	MBE-HA	MBE-HA	WBE	MBE-AA	MBE-HA	MBE-AA
CONTRACT VALUE	\$1,698,000.00			\$917,323.00				
M/WBE COMMITMENT (\$)	\$655,500	\$635,000	\$375,000	\$513,261	\$14,800	\$199,000	\$19,192	\$17,800
M/WBE COMMITMENT (%)	38.60%	37.40%	22.08%	55.95%	1.61%	21.69%	2.09%	1.94%

3.2 M/WBE SMART PROJECTS

CONTRACT DIVERSITY COMMITMENT

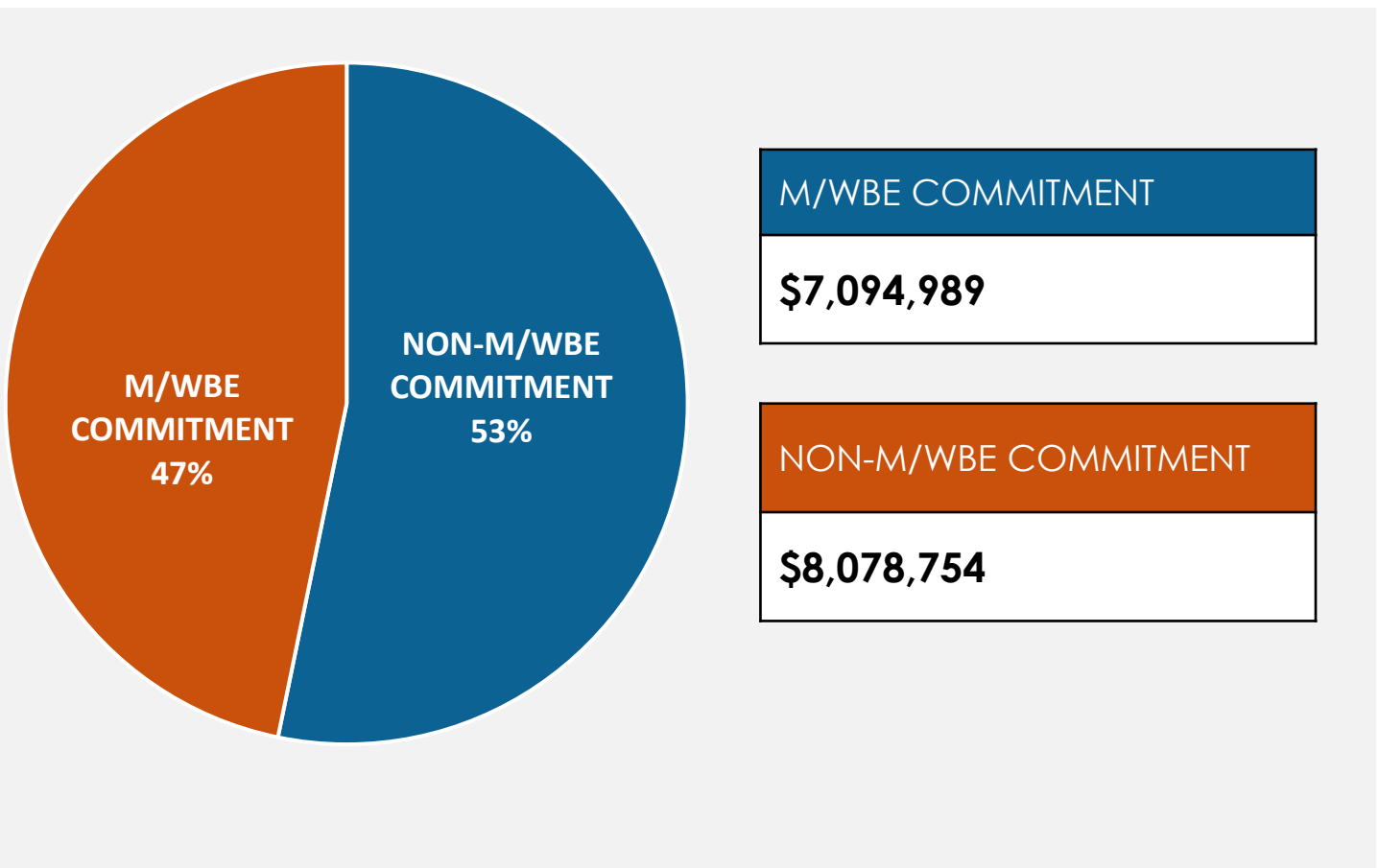
BOARD DATE/ BID ID #	3/10/2021		3/10/2021		3/10/2021	
	FY21-025		FY21-026		FY18-188C	
PROJECT #	P.001674		P.002067		P.001741	
PROJECT TYPE	Construction		Construction		Construction	
SCHOOL / FACILITY	Thurgood Marshall ES		Stephen Foster ES		Wingate Oaks Center	
PRIME	LEGO Construction Co.		LEGO Construction Co.		LEGO Construction Co.	
S/M/WBE	Yes		Yes		Yes	
SUB	LEGO Construction Co.	Comfort Tech Air Conditioning, Inc.	LEGO Construction Co.	Concrete Solutions Group, LLC	LEGO Construction Co.	South Atlantic Electric, Inc.
ETHNICITY / GENDER	MBE-HA	M/WBE-HA	MBE-HA	M/WBE-APA	MBE-HA	WBE
CONTRACT VALUE	\$3,497,140		\$4,437,140		\$4,624,140	
M/WBE COMMITMENT (\$)	\$525,000	\$1,000,000	\$666,000	\$1,119,511	\$699,925	\$655,000
M/WBE COMMITMENT (%)	15.01%	28.59%	15.01%	25.23%	15.14%	14.16%
Cumulative Total					\$15,173,743	
M/WBE Commitment					\$ 7,094,989	47%

4.1 CONTRACT COMPLIANCE BID AWARD TRACKING

The EDDC Contract Compliance area's engagement in the procurement process includes bid development, goal-setting, application of Affirmative Procurement Initiatives (API), bid evaluation, and contract award.

The EDDC report, Section 4, details M/WBE commitment and utilization during this reporting period.

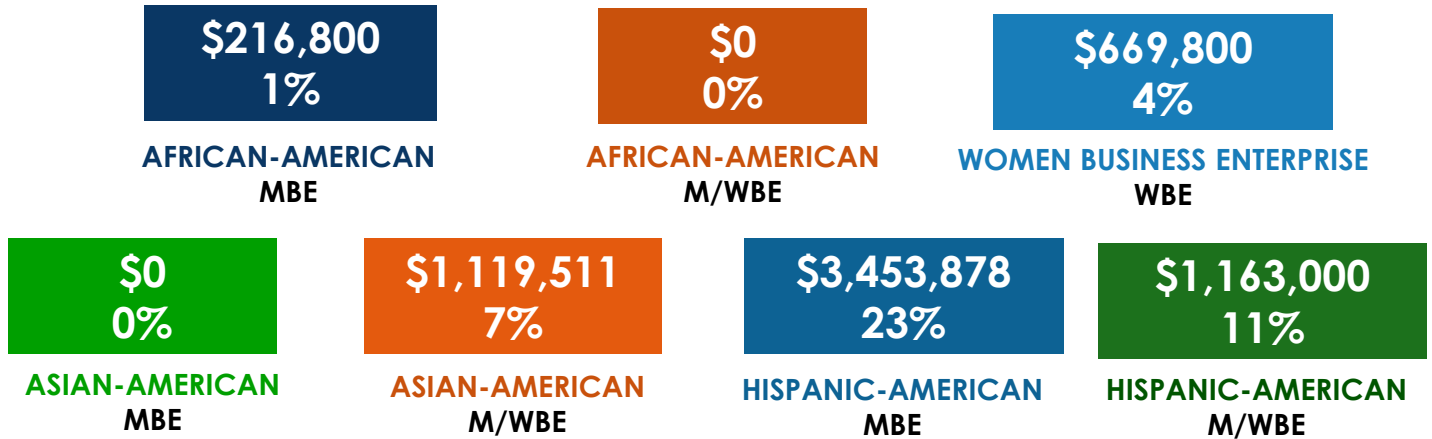
TOTAL CONTRACTS: \$15,173,743



4.1 E/S/M/WBE PRIME PARTICIPATION & SUB COMMITMENTS

Ethnicity & Gender	# of Prime Submittals	# of Primes Awarded	# of Subs Proposed	# of Subs Based on Award
African American MBE	4	1	6	5
African American M/WBE	1	0	4	0
Hispanic American MBE	21	4	22	12
Hispanic American M/WBE	6	1	14	5
Asian American MBE	0	0	0	0
Asian American M/WBE	1	0	4	2
Women Business Enterprise WBE	3	1	8	3
Small Business Enterprise SBE	0	0	0	0
Total	36	7	58	27

4.2 M/WBE COMMITMENT BY ETHNICITY AND GENDER



	FY'19 Q3		FY'20 Q3		FY'21 Q3	
	COMMITMENT AMOUNT	COMMITMENT PERCENTAGE	COMMITMENT AMOUNT	COMMITMENT PERCENTAGE	COMMITMENT AMOUNT	COMMITMENT PERCENTAGE
AFRICAN-AMERICAN MBE	\$1,312,847	2%	\$96,495	1%	\$216,800	1%
AFRICAN-AMERICAN M/WBE	\$4,937,882	7%	\$0	0%	\$0	0%
WOMEN BUSINESS ENTERPRISE WBE	\$2,764,773	4%	\$1,430,520	10%	\$669,800	4%
ASIAN-AMERICAN MBE	\$558,732	1%	\$0	0%	\$0	0%
ASIAN-AMERICAN M/WBE	\$0	0%	\$0	0%	\$1,119,511	7%
HISPANIC-AMERICAN MBE	\$9,043,419	13%	\$11,063,420	76%	\$3,453,878	23%
HISPANIC-AMERICAN M/WBE	\$13,158,858	19%	\$1,875,075	13%	\$1,634,000	11%

FY 2019

CUMULATIVE TOTAL CONTRACT AMOUNT	TOTAL BY ETHNICITY/ GENDER	TOTAL % BY ETHNICITY & GENDER
\$216,900,333	\$84,853,176	39%

FY 2020

CUMULATIVE TOTAL CONTRACT AMOUNT	TOTAL BY ETHNICITY/ GENDER	TOTAL % BY ETHNICITY & GENDER
\$188,553,570	\$48,981,347	26%

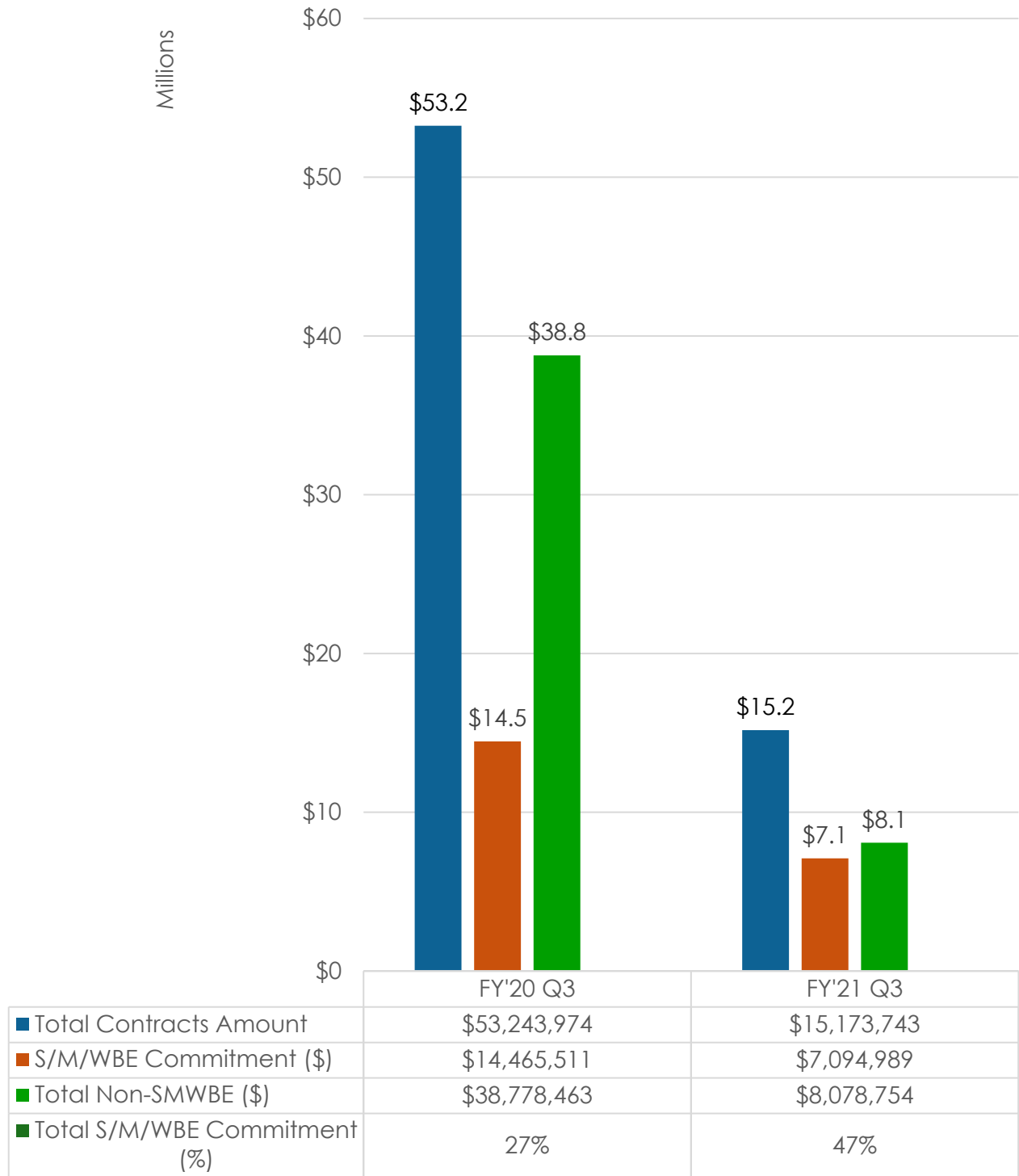
FY 2021

CUMULATIVE TO DATE	TOTAL BY ETHNICITY/ GENDER	TOTAL % BY ETHNICITY & GENDER
\$127,388,913	\$45,142,804	35%

SOURCE: BOARD APPROVED E-1 AGENDA ITEMS FOR THE RESPECTIVE REPORTING PERIOD

4.3 M/WBE OVERVIEW

CONSTRUCTION SERVICES



4.4 M/WBE COMMITMENT

OWNER'S REPRESENTATIVE SERVICES - AECOM TECHNICAL SERVICES



■ Total Contract Value ■ M/WBE Commitment

M/WBE % Attained to Date: 5%

AECOM Contract Approval Date: July 21, 2020

4.5

M/WBE COMMITMENT

COST AND PROGRAM CONTROL SERVICES - ATKINS NORTH AMERICA, INC.
























■ Total Contract Value ■ M/WBE Commitment

M/WBE % Attained to Date: 43%

5.1 VALUE OF PURCHASE ORDERS ISSUED TO S/M/WBE FIRMS PER SMART CATEGORY

SMART CUMULATIVE SPEND

				
S	M	A	R	T
SAFETY	MUSIC + ART	ATHLETICS	RENOVATION	TECHNOLOGY
\$ 7,990,454	\$ 0	\$ 12,699	\$269,241,735	\$ 0

			RENOVATION ONLY \$ 47,927,154
			RENOVATION & ATHLETICS \$ 150,000
			RENOVATION & SAFETY \$ 155,695,315
			RENOVATION & MUSIC + ART \$ 13,110,973
			RENOVATION, SAFETY, MUSIC+ART \$ 40,655,852
			RENOVATION, SAFETY, ATHLETICS \$ 8,386,442
			RENOVATION, ATHLETICS, MUSIC+ART \$ 3,316,000

TOTAL CUMULATIVE SPEND : \$277,244,888

5.2 VALUE OF PURCHASE ORDERS TO S/M/WBE FIRMS

TOTAL SPEND BY ETHNICITY AND GENDER

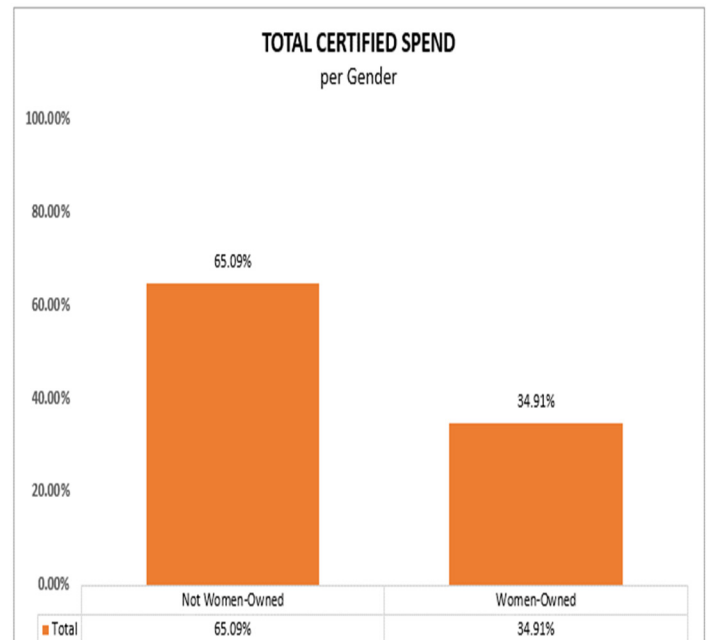
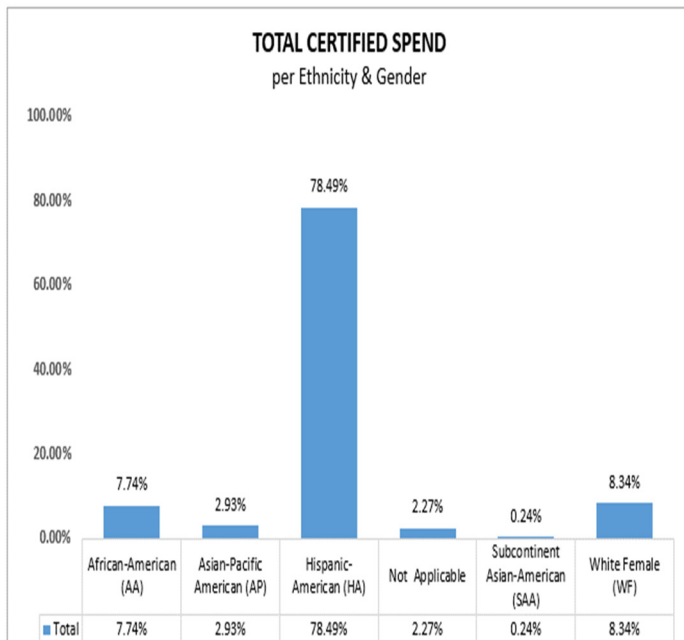
SPEND ANALYSIS

Ethnicity & Gender	Disparity Study ¹	Smart Construction Prime Percent of Dollars (FY'15 - Present)	Target Goals ²
African-American	7.54%	7.74%	19%
Hispanic-American	59.89%	51.92%	54%
Asian-American	2.40%	3.16%	5%
Women Business Enterprise ³	30.17%	34.91%	17%
Small Business Enterprise	0.00%	2.27%	5%

Notes:

- 1) Source: Mason Tillman Associates, LTD. Oct 2015. covers five (5) years: July 2008-June 2013, percentages are based on total awards to M/WBE firms. Small Business Enterprises were not included in the Disparity Study.
- 2) The Target Goal percentages are based on the total spend to S/M/WBE firms for the SMART Bond Program in order to achieve the Policy 3330 Aspirational Goals.
- 3) Chart was revised to reflect total women as opposed to Caucasian females only. Information previously reported is detailed below.

TOTAL CERTIFIED SPEND – PER ETHNICITY & GENDER



5.3 SMART BOND

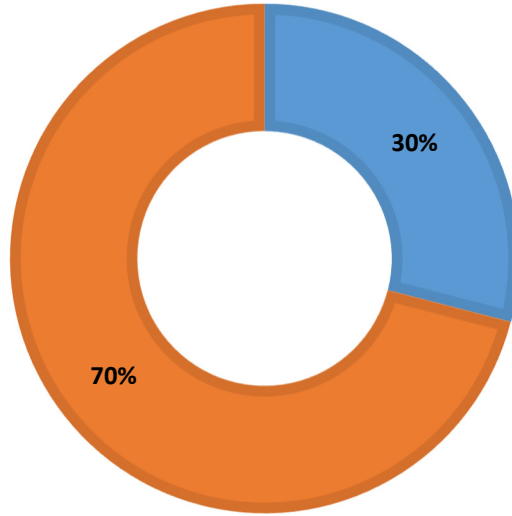
CUMULATIVE SPEND BY ETHNICITY AND GENDER

Ethnicity/Gender	Disparity Study Construction Industry		FY'15 Q2 - FY'21 Q3	% ¹
	Prime \$	Prime %		
African-American	\$6,462,648	2.6%	\$ 21,459,355	2%
Hispanic-American	\$51,316,165	20.7%	\$217,613,516	25%
Asian-American	\$2,056,259	.8%	\$ 8,764,759	1%
Women Business Enterprise	\$25,852,138	10.4%	\$ 23,110,893	3%
Small Business Enterprise	N/A	N/A	\$ 6,292,683	1%
S/M/WBE Certified Firms Subtotal	\$85,687,210	34.5%	\$277,241,208	30%
Non-Certified Firms Subtotal	\$162,489,493	65.5%	\$651,213,676	70%
Grand Total	\$248,176,703	100%	\$ 928,454,885	100%

Note:

1)The percentages are based on the total cumulative spend with S/M/WBE Certified and Non-Certified firms for the SMART Bond Program.

5.4 SPEND PER QUARTER FY '15 - PRESENT

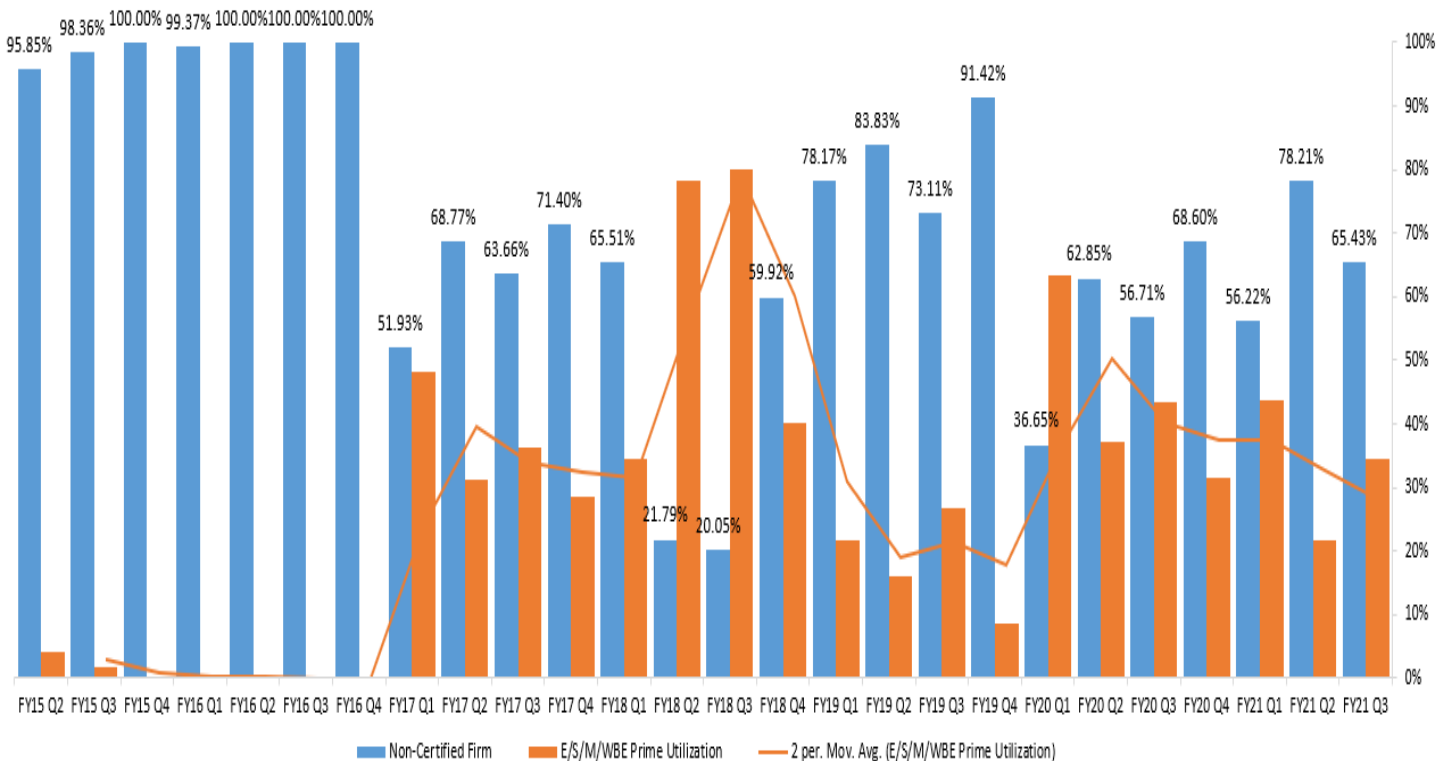


SPEND FOR SMART PURCHASE ORDERS
BASED ON PRIME E/S/M/WBE STATUS

■ E/S/M/WBE Prime Utilization
■ Non-Certified Firms

SPEND PER QUARTER (FY15 - PRESENT)

Prime E/S/M/WBE vs Non-Certified Firms



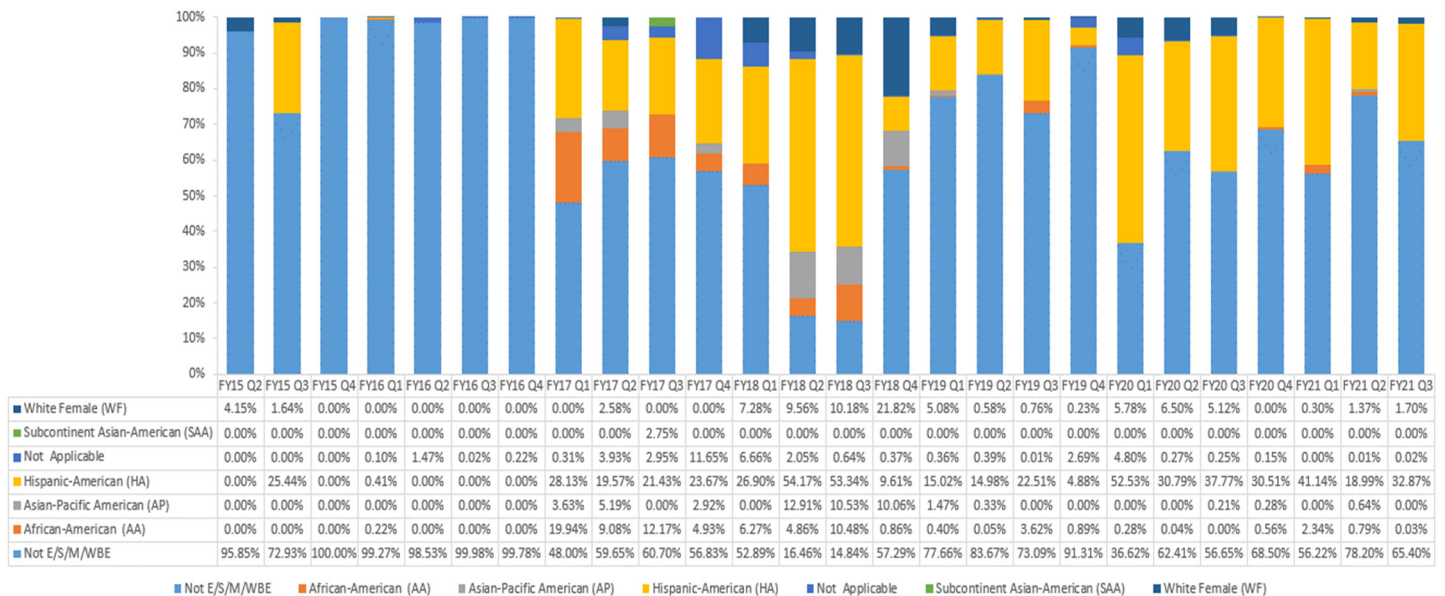
5.4 SPEND PER QUARTER FY'15 – PRESENT

SPEND FOR SMART PURCHASE ORDERS BASED ON PRIME E/S/M/WBE STATUS

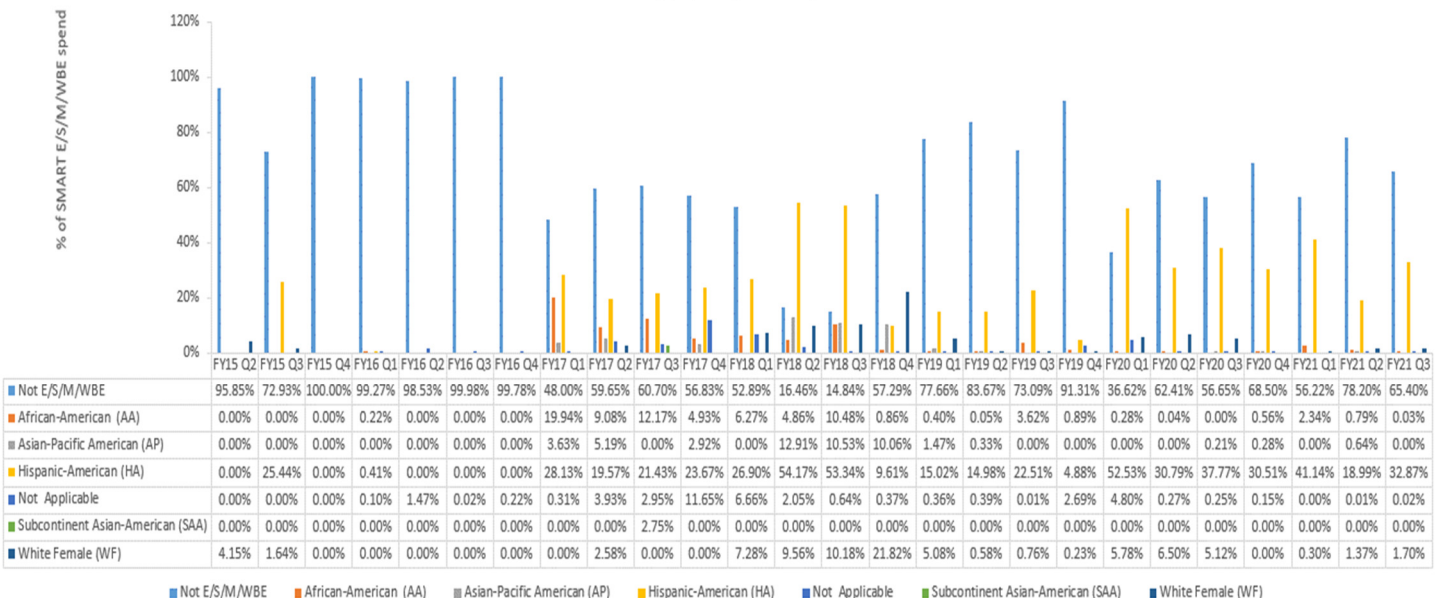
BY ETHNICITY

This is the breakdown of prime spend per ethnicity displayed in two formats.

SPEND PER QUARTER (FY15 - PRESENT)
Prime E/S/M/WBE per Ethnicity



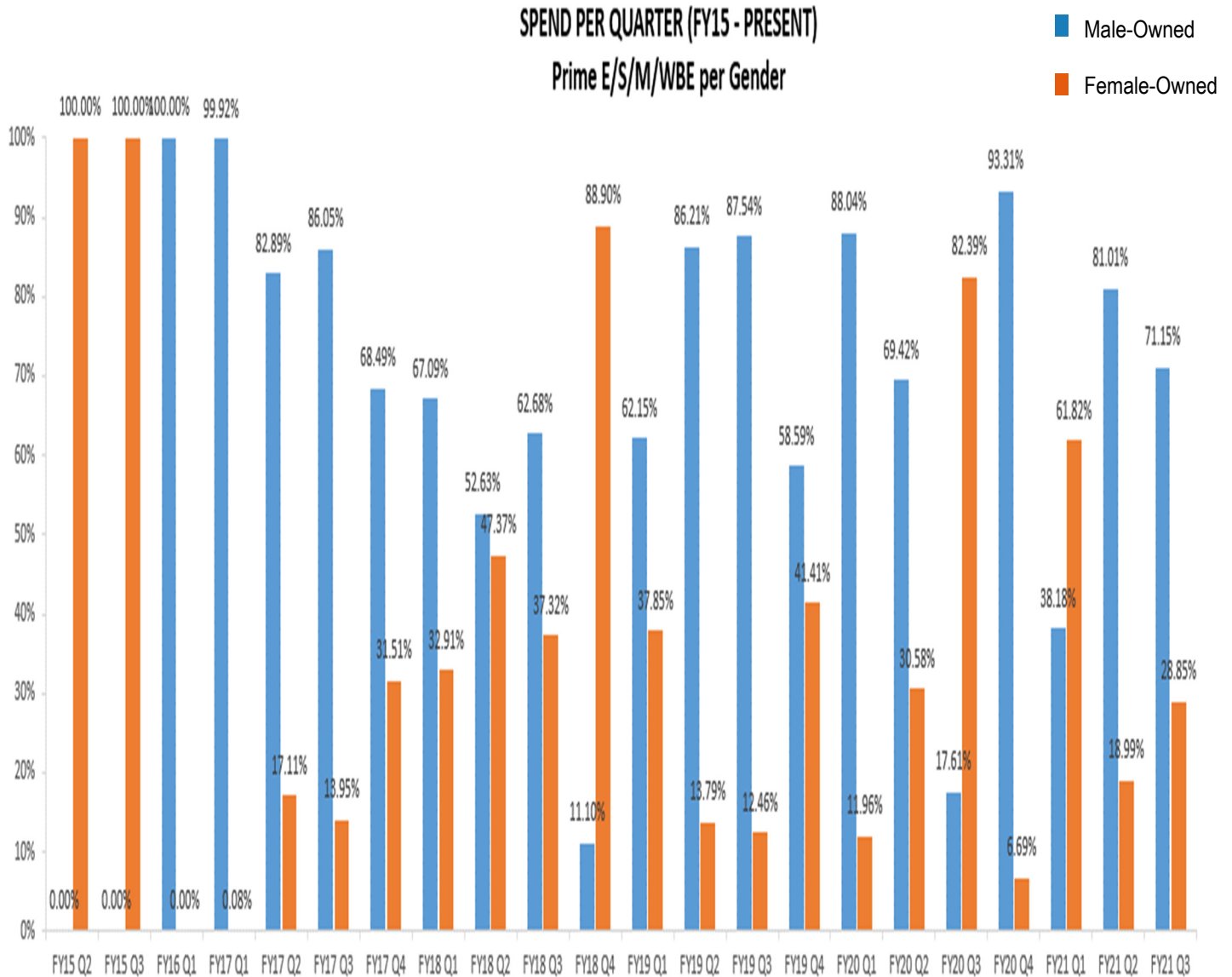
SPEND PER QUARTER (FY15 - PRESENT)
Prime E/S/M/WBE per Ethnicity



5.4 SPEND PER QUARTER FY'15 – PRESENT

SPEND FOR SMART PURCHASE ORDERS BASED ON
PRIME E/S/M/WBE STATUS

BY GENDER



**Stay connected
EDDC on SOCIAL MEDIA**

@BCPSEDDC

Linked in

twitter 

Follow us!



Section 8

Communications

Yvonne Garth,
Garth Solutions / AECOM Team

SMART COMMUNICATIONS

The Communications team continues efforts to increase awareness and visibility of SMART Program projects around the District. This quarter, communication methods and materials were enhanced to help the public better understand their school's renovation projects, components, scope, progress and expected completion.



COMMUNICATIONS THIS QUARTER INCLUDE:

Districtwide

- SMART-at-a-Glance
- SMART Bond Program Website
- Bond Hotline & Email Account Management

Project Specific

- Community Meetings for Specific Cities
- Milestone Celebrations
- Project Update Meetings
- Construction Alerts
- Social Media Posts



VISIT [BCPSSMARTFUTURES.COM](https://www.bcpssmartfutures.com)

To see more SMART Program Communication materials, scan the QR code or [click here](#).

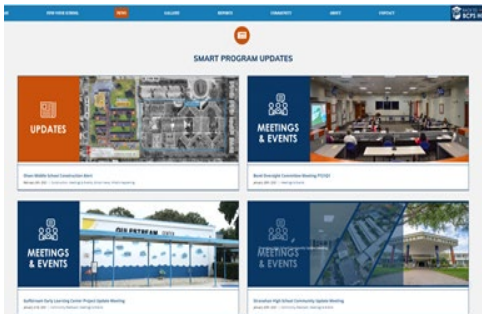


SCHOOL PROJECT SITE VISITS

Project site visits are made weekly to capture the latest renovation and School Choice Enhancement Program activity around the District. The photos and videos captured on each visit are used to update school pages on [bcpssmartfutures.com](https://www.bcpssmartfutures.com), in addition to being shared on social media to update the community and drive visitors to the website to learn more.



SMART PROGRAM WEBSITE UPDATES



SMART PROGRAM NEWS PAGE

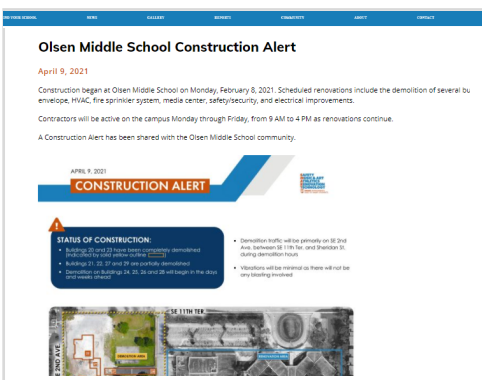
The News page on the website is a dedicated space for the latest activities occurring in the SMART Program. Users can access the page by clicking News in the navigation bar. This page will house meeting recaps, SMART-related stories, alerts, and construction highlights.



SMART PROGRAM EVENT FEATURE

The 'Event' feature is used to promote upcoming events and allow visitors who were unable to attend to view the materials presented. The feature includes a comment section allowing visitors to submit comments and feedback before, during, or after an event has occurred.

The 'Event' feature can be accessed on any Meetings & Events story on the News page.



OLSEN MIDDLE SCHOOL MEDIA EVENT

In collaboration with the Office of Communication, a media event to commemorate the beginning of construction at Olsen Middle School was held on February 5, 2021.

The event was promoted on the SMART Program website with a construction alert announcing the beginning of demolition on the original campus. The alert was also distributed to the community via ParentLink and social media.



SMART-AT-A-GLANCE PUBLICATION



SMART-AT-A-GLANCE

The latest SMART-at-a-Glance was published this quarter on the SMART Program website and distributed through ParentLink.

With eight variations to cover Countywide and all seven Districts, each pamphlet provides an overview on the status of Primary Renovations and School Choice Enhancement Program projects, as well as other high-level SMART Program information.

In the days following the publication of SMART-at-a-Glance, **6,981 new users visited the website** alongside **209 returning visitors**. The site received **11,441 total page views** during that time with users averaging 2 minutes on each page.

SMART-AT-A-GLANCE PUBLICATION IMPACT ON THE SMART PROGRAM WEBSITE

6,981
NEW WEBSITE VISITORS

209
RETURNING WEBSITE
VISITORS

11,441
PAGE VIEWS

2 MINUTES
SPENT ON
EACH PAGE

*Represents data from
March 8th - March 31st*

Data provided by Google Analytics

COMMUNITY ENGAGEMENT



SMART Program Outreach Events vary in purpose and format but are unified in their aim to enhance community engagement, with initiatives ranging from project updates to contractor procurement.

The Communications team continues to utilize virtual meetings and presentations to keep the community informed.


7

OUTREACH EVENTS JAN 1, 2021 – MAR 31, 2021



STRANAHAN HIGH SCHOOL FACILITIES UPDATE MEETING*

Two facilities meetings were held this quarter to provide the Stranahan High School community with an update on the school's status in the SMART Program.



CITY OF LAUDERHILL COMMISSION MEETING*

District 5 Board Member Dr. Rosalind Osgood provided an update to the City of Lauderhill Commission twice this quarter regarding the status of SMART Program projects in Lauderhill. A Q&A session was held during both meetings for those who prepared questions for Dr. Osgood.



CITY OF OAKLAND PARK QUARTERLY UPDATE

An update was provided to the Oakland Park Commission about the SMART projects at schools in their community. The update primarily focused on renovations at Northeast High School, while also including the status of the other four schools in Oakland Park.



NORTHEAST HIGH SCHOOL SAC MEETING

A meeting was held on March 8th to update the Northeast High School community on the school's status in the SMART Program.



OLSEN MIDDLE SCHOOL MEDIA EVENT

A media event was held on February 19th to commemorate the beginning of construction at Olsen Middle School. Updates about the project were given to those in attendance as well as a tour of the construction site.

**Meetings held twice this quarter*

SOCIAL MEDIA ANALYTICS

The Communications team has continued to publish content regularly on all SMART Futures social media platforms. Analytics on the following pages have been used to track target audience growth and measures the types of content the various groups respond best to.



KEY TERMS EXPLAINED

IMPRESSIONS

The number of times published content is displayed to users

NET FOLLOWER GROWTH

The net number of followers gained during the period

ENGAGEMENTS

The number of times users engaged with the content during the reporting period

ENGAGEMENT RATE

The number of times users engage with your posts as a percentage of impressions

POST LINK CLICKS

The number of times users clicked on links from your posts during the reporting period

NET PAGE LIKES

The number of new users who liked the page minus the ones who unliked the page

SOCIAL MEDIA ANALYTICS



TOP POSTS

BCPS_SMART
 Tue 3/30/2021 9:13 pm ...

Several buildings on the @CoralPark campus were repainted as part of the

4 items

Total Engagements 269

BCPS_SMART
 Tue 2/9/2021 12:48 am ...

2 items

BCPS_SMART
 Mon 3/29/2021 8:42 pm ...

3 items

CONTENT BREAKDOWN





Publishing Behavior by Content Type	Totals	% Change
Total Published Posts	79	↗27.4%
Published Videos	14	↗133%
Published Photos	46	↘4.2%

Analytics provided by Sprout Social

SOCIAL MEDIA ANALYTICS

FACEBOOK | SMART Futures BCPS

TOP POSTS

 SMART Futures... Thu 2/18/2021 5:12 pm ...	 SMART Futures... Fri 2/19/2021 3:26 pm PST	 SMART Futures... Tue 2/23/2021 3:09 pm ...
<p>Olsen Middle School is getting rid of its unused buildings to make room for some new</p>  <p>Total Engagements 102</p>	<p>Take a look at Hollywood Central Elementary School's roof as it gets demolished as part of the renovation process! 🛠️ For more on this school, visit</p> <p>Total Engagements 39</p>	<p>Improvements to Hollywood Park Elementary School's media center are in the works with flooring, finishes, and restroom installation all underway 🧑‍🔧 For</p> <p>Total Engagements 19</p>

CONTENT BREAKDOWN

Publishing Behavior by Content Type	Totals	% Change
Total Published Posts	61	↗ 7%
Published Videos	13	↗ 117%
Published Photos	21	↗ 31.3%

Analytics provided by Sprout Social

BOARD APPROVAL ANNOUNCEMENTS

As a SMART Facilities Project progresses through Planning and Completion, principals are made aware of any new Board Approval Milestones along with relevant information regarding expectations and procedure.

7

BOARD APPROVAL ANNOUNCEMENTS SENT THIS QUARTER



School Board approves key processes of individual SMART projects, usually in the transition from one phase to the next.



School principals are notified by the Executive Director of the SMART Program, including congratulations and important information.



Board approval principal letters help schools understand the status of SMART projects.

2

NEW SCHOOLS

APPROVED FOR CONSTRUCTION

CONGRATULATIONS TO:



Pembroke Lakes Elementary School



Village Elementary School

3

NEW SCHOOLS

APPROVED FOR CONSTRUCTION

CONGRATULATIONS TO:



Stephen Foster Elementary School



Thurgood Marshall Elementary School



Wingate Oaks Center


LOOK AHEAD

Each quarter, the Communications team seeks new means and methods to keep the various stakeholders and school communities informed and engaged with the SMART Program. The following materials will be distributed in the forthcoming quarter.



SCHEDULE NOTIFICATIONS

Notifications will be sent out to District Board Members, school principals, and municipality leaders via ParentLink, alerting them of the new SMART Program schedule and where they can find it.



DISTRICT 7 COMMUNITY MEETINGS

District 7 Board Member Nora Rupert will be hosting four town hall meetings next quarter, where she will provide a SMART Program update on schools in Margate, Pompano Beach, Deerfield Beach, and Coconut Creek.



'WHAT SMART MEANS TO ME' CAMPAIGN

The 'What SMART Means to Me' campaign will highlight how the SMART Program has impacted the Broward Schools community as well as individual stakeholder groups.