



Established 1915

BROWARD
County Public Schools



BOND OVERSIGHT COMMITTEE QUARTERLY REPORT

FOR THE QUARTER ENDED SEPTEMBER 30, 2020

Meeting December 14, 2020

**SAFETY
MUSIC & ART
ATHLETICS
RENOVATION
TECHNOLOGY**

FY21 Q1

COMMITTEE MEMBERS

Adam Rabinowitz, Esq.
Committee Chair

Ann Siegel, Esq.
Committee Vice-Chair

Steve Hillberg
Committee Member

Latha Krishnaiyer
Committee Member

Laura Aker Reece
Committee Member

PREFACE

Broward County Public Schools (the District) is pleased to present the latest **Bond Oversight Committee Report for the quarter ending September 30, 2020**. We invite you to explore the pages that follow for an overview and accompanying details of the progress being made on the **SMART Program** (**S**afety, **M**usic & **A**rt, **A**thletics, **R**enovation and **T**echnology).

This report is the latest quarterly document prepared for the Bond Oversight Committee (BOC), which was established shortly after the start of the SMART Program to provide independent, external oversight to the Broward County Public School's improvements in the SMART Program.

The BOC report is prepared on a quarterly basis to provide a progress report of the \$800 million bond and how the funds are working towards making much needed improvements to 232 district schools. **The goal of the report is to promote transparency and accountability** as this monumental initiative delivers on the District's commitment to improve the learning environment in schools districtwide.

The following pages offer an **Introduction section** with a high-level overview of the progress made this past quarter. The Introduction is then followed by a **detailed report of each of the key components of the SMART Program**, a **fiscal report from the Capital Budget** department, and a **glossary** of SMART acronyms and terminology is also included to help readers better understand the information provided.

The quarterly report features the School Spotlights which provide a progress report on construction at each of the 232 schools in the SMART Program. These school spotlights and other current Program information are featured on the new SMART website at:

<https://bcpsmartfutures.com/>

You can also access earlier quarterly reports by visiting the BOC website at:

<http://www.broward.k12.fl.us/boc/>

Thank you for your interest in the Broward County Public Schools SMART Program!

**SAFETY
MUSIC & ART
ATHLETICS
RENOVATION
TECHNOLOGY**



#BCPSSMARTFutures



Bond Oversight Committee Meeting
December 14, 2020
5:30 p.m.

TABLE OF CONTENTS

Preface	Page i
The SMART Glossary	Page 1
Introduction	Page 7
Section 1 – Technology SBBC Schools Phillip H. Dunn II, Chief Information Officer	Page 19
Section 2 – Technology Charter Schools Phillip H. Dunn II, Chief Information Officer	Page 25
Section 3 – Music & Art Equipment Daniel Gohl, Chief Academic Officer	Page 27
Section 4 – Athletics John J. Sullivan, Task Assigned Chief Portfolio Services Officer	Page 65
Section 5 – Facilities Frank Girardi, Executive Director Capital Programs Danny Jardine, CBRE Heery Kathleen Langan, AECOM Ashley Carpenter, Atkins	Page 73
Section 6 – Budget Activity Judith Marte, Chief Financial Officer	Page 613
Section 7 – Supplier Diversity Outreach Program Maurice Woods, Chief Strategy & Operations Officer	Page 815
Section 8 – Communications Yvonne Garth, Garth Solutions / CBRE Heery	Page 841





The SMART Glossary

THE SMART GLOSSARY

Adopted District Educational Facilities Plan (ADEFP) – The District's five-year funding plan for capital improvements, adopted by the School Board each year.

ATP – Authorization to Proceed with design services.

BCPS – Broward County Public Schools.

BOC – The Bond Oversight Committee is an independent panel that oversees the SMART Initiative through the review of project expenditures and quarterly reports, and by facilitating public input through regularly scheduled hearings.

Basic Equipment List – A document showing the minimum type and quantity of musical equipment that schools should possess to offer core music courses.

Building Envelope – SMART projects pertaining to work on a building's exterior, roofs, walls and windows.

Building Replacement – Requires additional analysis by the Design Professional to determine if a building is in a condition that would warrant replacement or if the building is sufficiently structurally sound that would make improvements appropriate.

CMAR – Construction Manager at Risk is a contractor that provides pre-construction services, cost estimates, construction management and other related services. Hiring the contractors at this early stage in the design process is a valuable step to ensure a seamless and faster transition from designing to implementing improvements.

CSMP – Construction Services Minor Projects are open-end agreements to expedite single construction projects that are valued at \$2 million or less.

Capital Outlay Tax Rate – Money raised from local taxpayers to spend on either the purchase of a fixed asset or to extend its useful life.

Capital Projects – Construction, renovations or replacement to improve or maintain an existing asset of the School District.

Commitment – A project obligation, such as a purchase order or requisition.

Current Budget – Current approved budget including any School Board approved changes that impacted the Original Budget.

DHCP – Dynamic Host Configuration Protocol is a way to assign dynamic IP addresses to devices in a network.

THE SMART GLOSSARY *continued*

DNS – Domain Name Systems is the way Internet domain names and addresses are tracked and regulated.

DR Storage – Disaster Recovery Storage is a backup system used to store and retrieve computer files and data.

Design Phase – The third (3) phase of the six-phased process in which drawings and plans are developed for eventual implementation by contractors and vendors.

Design Professionals – A term referring to architects, engineers, interior designers and landscape architects whose application of appropriate design services require licensing or state registration.

Digital Instructional Resources – Instructional materials that are conveyed by way of digital media, including, digital textbooks, applets and applications, and online supplementary resources.

Disparity Study – A type of market analysis to determine if a statistical difference exists between the number or types of companies available to participate in the bid for contracts versus those firms that actually obtain those contracts.

District Educational Facilities Plan (DEFP) – A 5-year budget planning document.

Financially Active Project – A project with existing commitments or expenses.

FY– An abbreviation for funding year in which funds are released to initiate project planning and implementation

Forecast – Forecast dates may fluctuate periodically to reflect actual or unforeseen dynamics that arise as the projects move through each phase. As these unexpected dynamics may impact the originally “planned” schedule dates, forecast dates will be updated accordingly to communicate the most up to date schedule milestone dates.

Gap Analysis – Measurement of areas of greatest need for each school to determine whether schools are operating within music instruction’s minimum standards.

HVAC – Heating, ventilation and air conditioning.

GMP – A Guaranteed Maximum Price is negotiated to set a price ceiling for fees and cost incurred.

THE SMART GLOSSARY continued

GOB – The 2014 General Obligation Bond was approved by Broward County voters and pays for renovation projects and technology for District-owned schools and charter schools.

I&T – The School District's Information and Technology Department is responsible for designing, implementing and managing information technology solutions that improve student achievement and operational efficiency.

IPAM – Internet Protocol Address Management is a means of planning, tracking and managing the Internet Protocol address space used in a network.

IT – Information Technology refers to anything related to computer technology, such as networking, hardware, software, the Internet or the people working with those technologies.

ITB – Invitation to Bid is a process similar to a Request for Quotations (RFQs) in which contractors, suppliers and vendors are invited to bid to provide the School District with specific products or services.

Implementation Phase – The fifth of the six-phase SMART Initiative process in which contractors or vendors begin work on SMART projects.

Improvements – SMART projects involving construction or renovations that have a life cycle of more than five years.

Load Balancing System – A network that improves the distribution of workloads across multiple computing resources, such as computers, central processing units, disk drives and other network links.

LOR – Letter of Recommendation to issue permit from the Building Department, thus completing the design phase.

MWBE – A government designation for Minority and Women-Owned Business Enterprises.

NGFW – Next Generation Firewall is either a hardware or software-based network security system that is able to detect and block sophisticated attacks by enforcing security policies at the application, port and protocol levels.

Network Security Perimeter Defense – A firewall used to prevent attacks on a computer network.

Non-GOB Funding– Money for School District capital improvement projects that come from other budget sources outside of the 2014 General Obligation Bond.

THE SMART GLOSSARY continued

NTP - Notice to Proceed is a letter from owner or project manager to a contractor stating the date work can begin according to conditions of the contract.

OF&C – The Office of Facilities and Construction oversees all construction and renovation projects in the School District, including those in the SMART Initiative.

Original Budget – Budget approved at the May 19, 2015 school board meeting that established the SMART Program's 5 year budgets.

PCM – Project Charter Meetings are informational sessions where school district officials and project architects explain the scope, schedule and objectives of SMART projects to the parents, students, volunteers and local public officials who make up a school's community.

PPO – The Physical Plant Operations Department responds to routine and emergency requests to repair and maintain District assets. PPO is responsible for various infrastructure work, including air conditioning, carpentry, electrical, plumbing to provide a safe learning environment for Broward County school students.

PSA – Professional Services Agreements are contracts between the District and consultants, design professionals or vendors to complete work during a specific time period.

Phase – One of six steps in the process of developing a project from initial planning to final quality assurance inspection one construction is completed.

Professional Design Services – See Design Professionals

Project – The undertaking to improve school infrastructure, technology or to provide equipment under provisions of the SMART Initiative.

Project Scope – The part of planning that involves determining and documenting a list of specific project costs, goals, deadlines and tasks to assure that results are achieved to make sure the project is successfully completed.

QSEC – The Qualification Selection Evaluation Committee is the School District's independent panel that evaluates and ranks proposals.

RFQ – Request for Qualifications is a process that solicits contractors, suppliers and vendors to bid to provide specific products or services to the District.

SAC – School Advisory Councils are committees of volunteers who assist principals and other school administrators in the preparation and evaluation of the school's improvement plan.

THE SMART GLOSSARY continued

SBBC – School Board of Broward County.

SCEP – The School Choice Enhancement Program allows every District-owned school in the SMART Initiative to determine how to spend \$100,000 on smaller capital projects to improve the condition of an instructional space or educational environment.

SDOP – The Supplier Diversity Outreach Program remains a key part of the School District's efforts to ensure that small, minority-owned and women-owned businesses are represented as consultants, contractors, designers and vendors in the SMART Initiative.

SMART – Safety, Music & Art, Athletics, Renovations and Technology (SMART), which is the ongoing capital improvement program to address infrastructure and equipment needs of the Broward County Public Schools.

SMART Program Years – Years 1 through 5 refer to the year that funding is identified for SMART Program projects. As identified and approved in the 2014 needs assessment.

SMART Website – District website that lists completed and ongoing SMART projects. The link is <http://browardschools.com/smartfutures>

S/M/WBE – A government designation for Small/Minority/Women Business Enterprise.

SPE – Single Point of Entry is a SMART security project that uses fencing, gates and other structures to create a primary means of access onto a school campus.

School Community – The parents, students, school staff and volunteers and local elected officials who make up the constituency an individual school serves.

The background is a solid orange color. In the center, there is a large, faint, stylized graphic. The top part of the graphic is a graduation cap (mortarboard) with a tassel hanging down on the left side. Below the cap is a stylized plant with several large, rounded leaves and a central stem that curves to the right. The entire graphic is rendered in a lighter shade of orange than the background.

Introduction

INTRODUCTION

During the months of **July through September 2020**, the School Board of Broward County (The District) has made notable progress in all areas of the SMART Program (**S**afety, **M**usic & Art, **A**thletics, **R**enovation and **T**echnology). The SMART Program expenditures are bringing new computers, musical equipment and better facilities to the Broward County Public Schools.

What follows in this introduction section is a **summary showing the progress being made in each key area of the SMART Program**. Supporting details can be found in the subsequent sections of this Bond Oversight Committee Report for the quarter ending September 30, 2020.



Technology SBBC Schools: COMPLETE

As of September 30, 2020, the SMART technology deployment is fully completed for all 230 schools. All work has been completed for the three (3) Project Scopes identified in the SMART Program:

- 83,362 computing devices were delivered to 209 schools.
- **Computer Gap:** Many schools exceeded the goal of 3.5:1 student to computer ratio, bringing the district to a 2:1 average student to computer ratio.
- **Infrastructure Upgrade** Completed for all Schools
- **Wireless/Cat6 Upgrade** 13,166 Wireless Access Points were installed, in addition to installing 12,738 CAT6 Wiring drops.

This Project was completed with a Savings of \$10.3 million to the district.



Technology Charter Schools: COMPLETE

The development of charter school technology is completed for the 67 eligible schools as more than 11,314 computing devices have been ordered and installed.



Music and Art Equipment:

Applied Learning is working to reach completion of all music, art and theater equipment orders, deliveries and installation.

At the close of this quarter

- **Music Instruments - 99% complete**
 - 59,986 musical instruments of the 60,161 ordered have been delivered to schools
- **Kilns - 95% complete**
 - 130 of the 136 kilns ordered have been delivered to schools. Five are in the warehouse awaiting delivery and one order is being completed
- **Theater - 95% complete**
 - 37 of the 39 schools with theater programs have received/had installed their orders for lighting, sound and/or stage equipment delivered and installed.

Students across the District continue to benefit from the SMART Bond program and will continue to benefit for years to come.



Athletics:

The SMART Program Athletics initiatives have reached a significant moment, with all but one project having reached official completion.



15

All SMART athletic track projects

(15 tracks – 3 middle schools and 12 high schools) have been complete as of September 30, 2018.



29

The **29 out of 30 High Schools** have completed all weight room upgrades.



1

The Northeast High School weight room **is the only remaining weight room** that is pending upgrades.



Facilities

Moving forward, Facilities data will be reported individually for Primary Renovations & School Choice Enhancement Projects (SCEP).

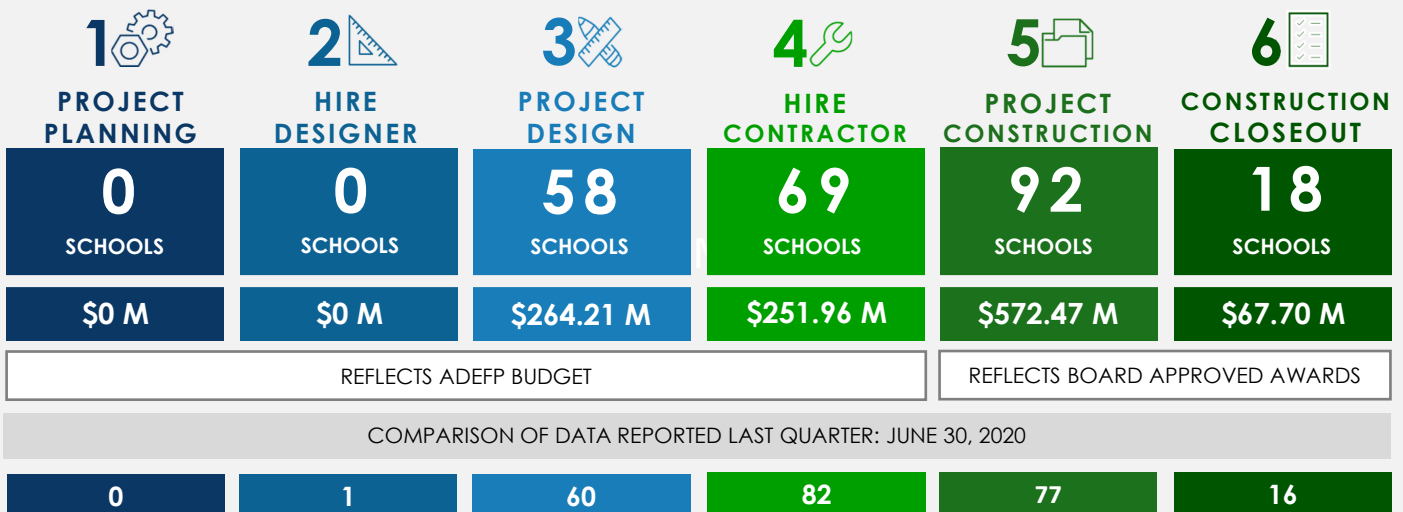
PRIMARY RENOVATIONS

Important Note: Effective August 21, 2020, the SMART Program Manager / Owner's Representative (PMOR) has transitioned from CBRE | Heery to the newly hired consultant, AECOM.

CBRE | Heery was in place for two-thirds of the quarter (July and August) with **AECOM coming on board in the last 30 days (September)**. The data provided in this report is reflective of the **previous PMOR's (CBRE | Heery)** data collection process, schedule, and other related reporting methods. Given the mandate of the new PMOR to assess the state of the program including scope, schedules, project status, delivery methods and more, this report may not indicate significant changes to the process and/or progress of the Program. **Data in upcoming Gap Reports and subsequent BOC Reports will reflect the new schedule and implemented data collection process as developed by the AECOM team.**

Included below is a snapshot of key highlights for the **Primary Renovation** and **School Choice Enhancement** projects covered within this report.

PRIMARY RENOVATIONS AS OF SEPTEMBER 30, 2020



Disclaimer: Some schools have multiple Primary Renovations projects in different phases.



Facilities

SINGLE POINT OF ENTRY SUMMARY AS OF SEPTEMBER 30, 2020

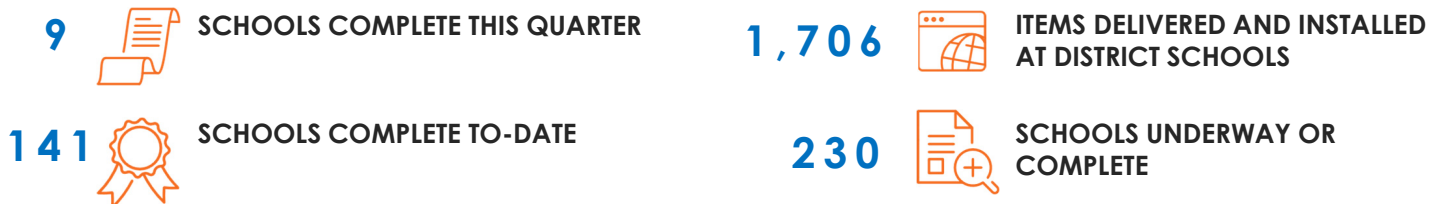
Data through September 30, 2020



Comparison of previously reported data: **June 30, 2020**

SCHOOL CHOICE ENHANCEMENT PROJECTS (SCEP)

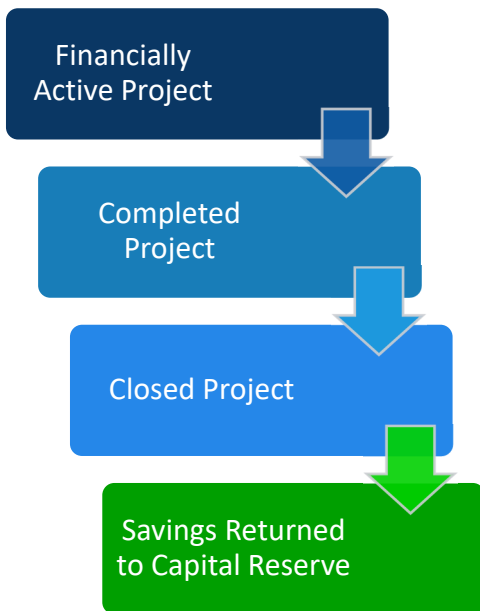
With all SCEP projects now active or complete, schools across the District are beginning to make the most of their upgrades.





Budget Activity

The FY21 Q1 report includes **financial details for all the projects in the SMART Program**. As SMART Program projects are being completed these projects are highlighted in the Completed and Meets Standard - Budget Activity Report. The remaining balance for all the Completed and Meets Standard Projects will be held until the School Board approves how the funds will be re-prioritized for other SMART Program Needs. *There may be some additional financial activity on these projects as the final payments are made and all the purchase orders are closed-out.*



The financial life-cycle of a project starts when the project is **financially active**.

At the end of the implement improvements phase projects are marked as **complete**. These projects are in their final inspection for quality assurance, between substantial and final completion, which includes verification that the scope is completed according to approved specifications, final submittals of documents and closing out the vendor contract.

When all of the close-out steps are completed, final payments have been submitted to vendors, and all purchase orders have been reviewed and closed the project is **closed**.

After the project is closed, remaining funds are reported to the School Board and **returned to the District's Capital Reserve**.

SMART Program Budget By Program Year

Years 1-5	\$750.9 M
Year 6	\$442.5 M
Year 7	\$82.6 M
Year 8	\$14.3 M
Total SMART Program	\$1,290.3 M *

The Budget Activity Report includes financial details on all program years.

* Includes School Board approved project budget amendments



Budget Activity

IMPACTS FROM COVID-19 are not fully known at this time. The initial impact on the SMART Program has been the construction projects do not have to schedule around active campuses full of students and staff; the pace of construction and the associated expenditures has been good. **Additionally, construction bids have benefitted as other markets for construction are scaling back.** The District will continue monitoring the construction markets reaction to the economic changes related to the country's reaction to COVID-19.

SMART RESERVE AND THE RISK ASSESSMENT

In reaction to the increased SMART Program cost expectations **the District previously committed to set aside \$225 million** in funding to mitigate potential funding risks in the SMART Program. At the March 31, 2020 School Board Meeting, **the District authorized the issuance of \$250 million Certificates of Participation (COPs), Series 2020A.** The 2020A COPs issuance provides the additional supplemental funding for SMART Program cost expectations associated with the August 2019 SMART Program Risk Assessment/Market Conditions report from Atkins North America, Inc. (Atkins). \$211 of the \$250 million was placed into the SMART reserve.

ADDITIONAL ALLOCATIONS INTO THE SMART PROGRAM REQUIRE THE SCHOOL BOARD'S APPROVAL and all future amounts are subject to change based on economic conditions and the results of annual legislative action. It is also important to note there are other capital outlay needs to consider when deciding how to allocate future funding.

At the July 21, 2020 School Board meeting, **the District approved a new Project Management Owner's Representative (PMOR) contract.** The additional financial impact of this new contract is \$47.2 million. The Board approved funding for this impact from the District's capital budget unallocated reserve. This funding is included in the Adopted DEFP approved on September 1, 2020.





Budget Activity

THE DISTRICT COMMITTED TO SET ASIDE \$225 MILLION in funding to mitigate potential funding risks in the SMART Program and added another **\$211 Million with the COPs Series 2020A**

SMART Program Reserve



ADEFP FY18 District Educational Facilities Plan Appropriations (in thousands)							
	Carryover FY 2017	FY 2018	FY 2019	FY 2020	FY 2021	FY 2022	Total
Appropriations							
COPs Debt Service *	\$ 0	\$ 146,881	\$ 160,078	\$ 166,068	\$ 166,792	\$ 170,018	\$ 813,437
Equipment & Building Leases	0	17,119	14,513	11,430	11,442	16,796	71,300
Facilities / Capital Salaries	0	15,200	15,200	15,200	15,200	15,200	76,000
Quality Assurance	0	170	170	170	170	170	860
Maintenance	594	66,000	64,000	64,000	64,000	64,000	322,594
Facility Projects	22,750	7,300	0	0	0	0	30,050
SMART Program	537,874	138,888	178,882	0	0	0	855,444
SMART Program Reserve	71,042	658	18,354	59,839	69,807	0	219,700
Charter Schools - State PECO	0	8,319	8,319	8,319	8,319	8,319	41,596
Charter Schools - Local Millage	0	12,711	13,865	16,211	19,824	24,067	86,676
District Priorities	38,448	22,339	0	0	0	0	60,786

	Carryover FY 2017	FY 2018	FY 2019	FY 2020	FY 2021	FY 2022	Total
SMART Program Reserve	71,042	658	18,354	59,839	69,807	0	219,700

\$219 million in the SMART Reserve
 6 million added for additional single point of entry projects
 211 million COPs Series 2020A
 + 47 million PMOR Allocation (July 21, 2020 Board approval)
\$483 million **Total SMART Program Reserve**

July 2020 risk assessment provided by Atkins is \$462 million at the 70% risk level.

Due to Approved Board items thru the end of FY21 Q1 **the SMART Reserve balance is currently \$169.8 million.**

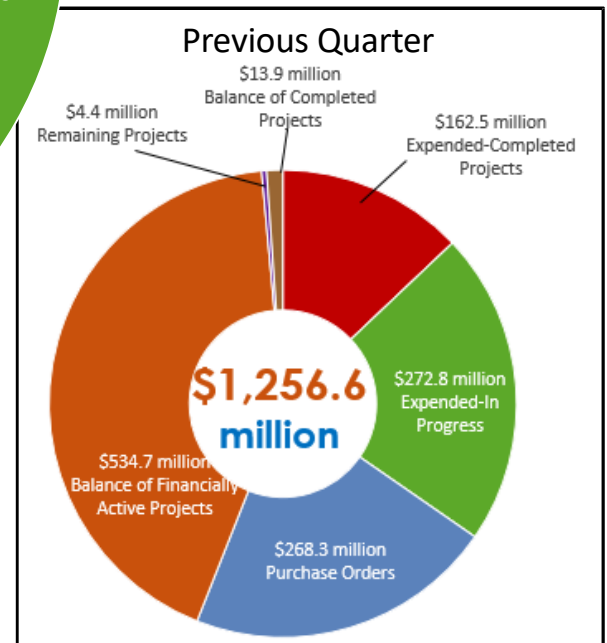
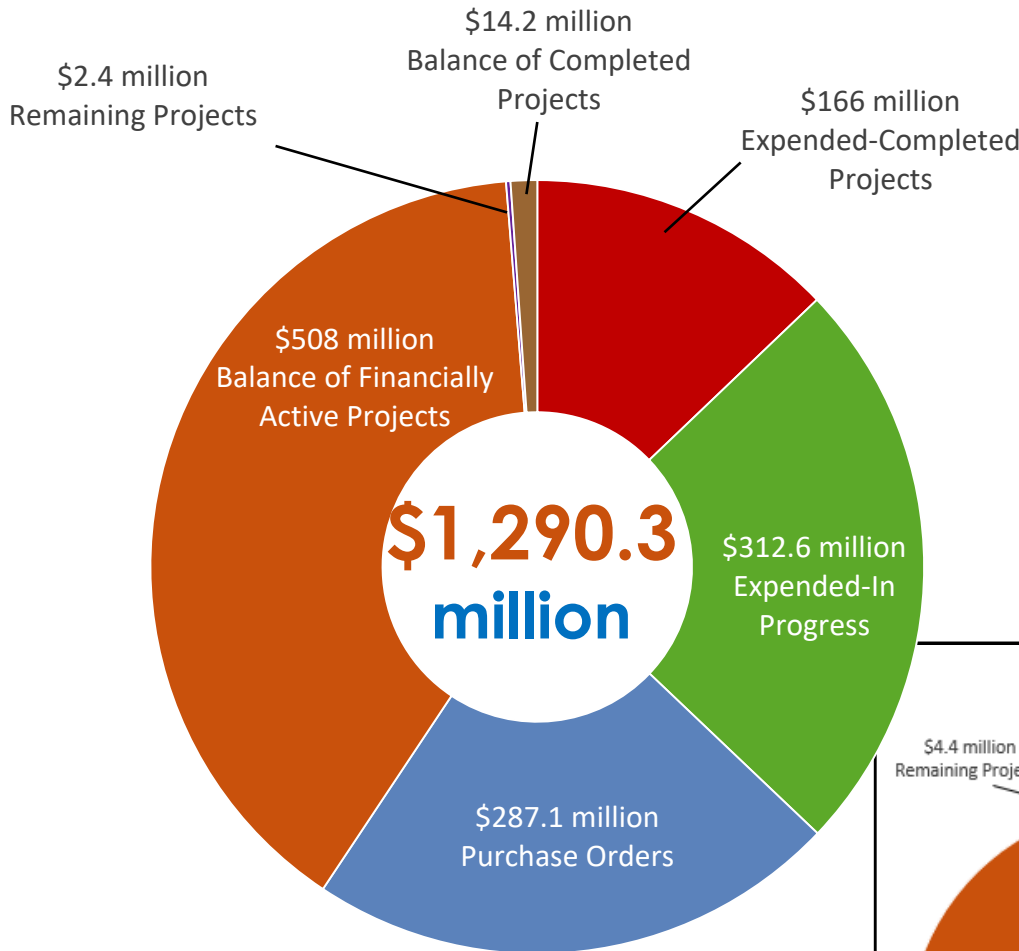
FY21 Beginning Balance \$ 155.4
 FY21-FY23 New PMOR Funding 47.2
FY21 Board Items (33.8)
Total \$ 169.8



Budget Activity

The District is continuing to make significant progress toward implementing all of the SMART Program projects. Every month more projects are moving into the financially active category, and the expenditures continue to increase as more projects are moving through the design phases, entering construction, and payments are being made to contractors. Additionally, there is only \$2.4 million of the \$1.3 billion program that does not have some financial activity. These Remaining Projects are all Year-5 School Choice Enhancement Projects that will be underway soon.

The following charts demonstrates the financial progress made in the SMART Program through the end of the first quarter of fiscal year 2021.





Supplier Diversity Outreach Program

The Economic Development & Diversity Compliance Department (EDDC), through the Supplier Diversity Outreach Program (SDOP), promotes inclusion and economic growth in support of the local small business community. With a focus on Support Services for All, the **EDDC mission is to grow the economic base for the benefit of students and the business community.** This is achieved through the following program components:

OUTREACH

- Business Consultation; Targeted Outreach; One-on-One Technical Assistance; Business Referrals
- Disseminates courtesy emails of active solicitations

CERTIFICATION

- E/S/M/WBE Recruitment; Business Development; Community Connections; Site Visits
- Increases the visibility of local firms to prospective customers through certification
- Assists certified firms to gain access to District Business opportunities
- Provides options for business growth through Certific2ation

COMPLIANCE

- Evaluates solicitations for the applicability of Affirmative Procurement Initiatives (APIs)
- Participation in Pre-bid and Outreach Meetings
- Evaluation of RFQs, RFPs and Hard Bids; Prime Performance Evaluation
- Compliance Reviews for SMART and Non-SMART Projects
- Monitors and tracks procurement activities for E/S/M/WBE engagement, utilization, and awards
- Performs site visits
- Facilitates mediations between primes and sub-contractors

SDOP PROGRAM METRICS FY'21 Q1

Reporting Period July 1, 2020 – September 30, 2020

1. E/S/M/WBE CERTIFICATION PROGRAM ACTIVITY

New Certifications	22
Tri-County Reciprocal Certifications	26
Renewals	44
Denials	18
Total # of Certification Activities	110

Total # of E/S/M/WBE Certified Firms: 586

2. SDOP TARGETED MARKETING REPORT

# of Solicitation Notifications Campaign	19
Total # of Marketing Campaigns	38
Average Campaign Open Rate	34%
One-on-One Technical Assistance Provided	274
Internal/External Community Meetings	7

**E/S/M/WBE firms may be listed as a prime or subcontractor in District solicitations*

3. SMART BOND M/WBE CONTRACT COMPLIANCE*

Total RFP/RFQ/ITB Solicitations Evaluated	54
Total # of Prime Submittals Evaluated	200
Total # of Approved Contracts	16

**Contract Compliance total is related solely to Design and Construction Contracts*

4. SMART PROJECTS M/WBE COMMITMENT BY ETHNICITY & GENDER

Amount of Total Contracts	\$83,141,160
Amount of M/WBE Commitment	\$26,217,850
Percentage of M/WBE Commitment	32%

5. SMART BOND S/M/WBE CUMULATIVE SPEND*

Amount of S/M/WBE Spend	\$234,681,451
Percentage of S/M/WBE Prime Utilization	29.54%

**Cumulative Spend is based on the value of Purchase Orders issued to E/S/M/WBE primes per SMART Category*

Communications

As of the quarter ending September 30, 2020, the Communications team has continued to utilize a number of digital resources to deliver SMART Program messaging to the public, including:

- ▶ SMART Futures Website
- ▶ Video Presentation
- ▶ Virtual Community Meetings
- ▶ Digital Surveys
- ▶ Social Media Posts
- ▶ Photo Galleries
- ▶ Digital Newsletters
- ▶ Approval Letters
- ▶ SMART Update



The SMART Futures website featuring updated visual content and data went live on the Week of September 28 to relevant stakeholder groups.

The SMART Program’s online presence has grown steadily as the Communications team continues to update all social media platforms regularly with the latest SMART-related content and news.



93 posts



70 posts







Section 1

Technology SBBC Schools

Phillip H. Dunn II, Chief Information Officer

Bond Oversight Committee SMART Technology Quarterly Update SBBC Schools

As of the First Quarter of FY 2018 (month ended September 30, 2017) **the SMART technology deployment is completed for all 230 SBBC schools.** For more detailed information on the SMART Program SBBC school technology you can visit the Bond Oversight Committee website and review the FY18 Q1 report.

http://www.broward.k12.fl.us/boc/QuarterlyReports/FY18_Q1BOCReport.pdf



SMART Core Infrastructure Upgrades BOC FY2020-2021 – 1st QTR Ended 9-30-2020

Since the initiation of the SMART project, Technical Support Services has undertaken work in five areas of core infrastructure operation. These areas include the replacement and/or implementation of systems that provide improved network security perimeter defense and traffic management, load balancing of Internet and internal network traffic, IP address management and Domain Name Systems (DNS) operations, core network capacity and speed, and back-up and recovery. In every case, the work done was driven by greatly increased demand for network capacity and reliability that results from the:

- shift from print to digital instructional resources – including increased use of “rich media” (video, audio, advanced graphics, animation, interactivity)
- increased reliance on online assessments
- move toward personalization of instruction: more modern computers and the move toward to 1:1 computing
- increasing use of cloud-based resources (Office 365, Canvas, etc.)
- heightened concern for IT security and privacy protection
- enhancements to business continuity and disaster recovery solutions

The impact of the dynamics noted above can be seen in the fact that in the District's demand for Internet bandwidth is four times the 2013 level, the number of wirelessly connected devices has doubled over the same period, and the District's network now provides connectivity to over 235,000 unique devices each day (including all of the District's wired and wireless computers, printers, VoIP phones, and BYOD devices in the hands of staff and students). **As of 9/30/20 Project Encumbered \$10,999,990.77**

<u>Project</u>	<u>Description</u>	<u>SMART Encumbrance / Expenditure</u>
Perimeter Defense and Traffic Management	Funds were spent to implement a new “Next Generation Firewall” (NGFW) at the District's Internet perimeter. As a part of that project, the previous system was repositioned to serve as an internal firewall between the Data Center (and its critical systems) and the rest of the District's internal network. The Next Generation Firewall, in addition to securing the perimeter, provides content filtering, applications control, and traffic analysis and reporting; all at vastly increased speeds and capacity levels.	\$1,519,323 Project Status: Complete

<u>Project</u>	<u>Description</u>	<u>SMART Encumbrance / Expenditure</u>
Load Balancing Systems	Funds were spent on systems that manage and balance the traffic pattern and load distribution of the District's two connections to the Internet at higher speeds and with greater capacity. This project included as a part of its design strategy the load balancing of the District's web-based application services.	\$564,591 Project Status: Complete
Load Balancing Systems	Application specific Load Balancing System and version upgrade.	\$31,497 Project Status: Complete
Core Network Services	Expenditures were made to improve advanced network services including DNS, DHCP & IPAM. Expenditures in this area were done to improve the reliability of critical network system services and speed while further enhancing IP security and reporting.	\$905,556 Project Status: Complete
Core Network Speed and Capacity	Investments were made in the network switching fabric of the network core and the District's Data Center. In addition to providing increased speed and capacity, the new network infrastructure supports the implementation of advanced "software defined networking".	\$806,481 Project Status: Complete
Data-Center Tape Drive Virtualization	A project to replace the District's out-of-service tape back-up system with a Virtual Tape Back-up solution was implemented. This allows for the expedited recovery of a number of systems in the event of an emergency and propositions critical data at the District's off-site disaster recovery location out of state.	\$393,593 Project Status: Complete
Voice Contact Center	A project to replace the existing Call Center system that distributes incoming calls to specific groups or agents. This new system will be integrated to our current Avaya voice application system.	\$386,313 Project Status: Complete
DR Storage	A project to relocate and build storage for our offsite DR, hosted in our remote COLO facility.	\$221,488 Project Status: Complete

<u>Project</u>	<u>Description</u>	<u>SMART Encumbrance / Expenditure</u>
ERP Disk Replacement	A project to replace disk storage that supports our ERP system and was no longer going to be supported by the manufacturer.	\$212,881 Project Status: Complete
Content Filter	Implementation of enhanced content filter for classroom teachers to share content like YouTube videos, blogs, etc., while securing inappropriate content and ensuring CIPA compliance.	\$1,354,141 Project Status: Complete
Firewall Internet Capacity	Project to build capacity to match school internet utilization in order to provide support and protection to schools and enterprise datacenter systems.	\$1,395,356 Project Status: Complete
Data Network Infrastructure	Update Data Network Infrastructure (Data Switches) at the TSSC Administrative site to current network standards. This would provide the network functionality for the new Avaya voice phone system.	\$385,070 Project Status: Complete
Archival Security Storage and Logs	IT Storage Hardware to address the immediate need of additional storage space required for the IT archival security storage and firewall log projects along with the growth for future expansion, maintenance and support. (Refer to BID# 18-156E Board approved 4-10-2018)	\$596,425 Project Status: Complete
Midrange System Upgrade	Infrastructure Upgrade for systems that support Student Information System (SIS) and Data Warehouse. Current system is at end of life and will no longer supported by manufacturer. (Refer to BID# 19-058E Board approved 9-05-2018)	\$385,141 Project Status: Complete
Network Security/Capacity Upgrades	Additional capacity to support internet growth and security requirements.	\$357,193 Project Status: Complete
Enterprise Back-Up	Replace/upgrade back-up from OEM NETAPP to an enterprise solution.	\$314,988 Project Status: Complete

<u>Project</u>	<u>Description</u>	<u>SMART Encumbrance / Expenditure</u>
Server Blade Growth	Hardware to support centralized management tools for Local Area Network endpoints (Desktops/Laptops)	\$265,169 Project Status: Complete
TOTAL ENCUMBRANCE/EXPENDITURES AS OF 09/30/20		\$ 10,095,206

Additionally, SMART investment projects are scheduled to achieve the following outcomes:

- Meet growing network bandwidth requirements and increase network reliability
- Improve network traffic management and reporting
- Enhance IT security and identity management systems
- Increase systems storage capacity
- Expand and refresh the District's virtualized server environment
- Extend and enhance core telecommunications routing and application systems

The below project is in process as of the Quarter ended 9/30/2020:

<u>Project</u>	<u>Description/Status</u>	<u>SMART Projected Expenditures</u>
UPS/Support for aging batteries	Replace UPS devices and computer batteries at all Schools and District sites as needed. Encumbrance/Expenditure as of 9/30/20: Status: Completion of Project pending Delivery/Installation and Invoicing for some school sites. Expected to be completed by 12/18/20.	\$904,794 (\$904,785) Project Status: In Process
	CORE INFRASTRUCTURE AVAILABLE BALANCE AS OF 9/30/20	\$9



Section 2

Technology Charter Schools

Phillip H. Dunn II, Chief Information Officer

Bond Oversight Committee SMART Technology Quarterly Update Charter Schools

As of the Third Quarter of FY 2017 (month ended March 31, 2017) **all charter school technology projects were completed.** For more detailed information on the SMART Program charter school technology you can visit the Bond Oversight Committee website and review the FY17 Q3 report.

http://www.broward.k12.fl.us/boc/QuarterlyReports/FY17_Q3BOCReport.pdf





Section 3

Music & Art Equipment

Daniel Gohl, Chief Academic Officer

Music Equipment - Applied Learning Department Quarter Ending September 30, 2020

We are very pleased that as our community is gradually reopening during the first quarter, our vendors are working with us to ensure the delivery of our remaining musical instruments and equipment. While manufacturing and delivery is not quite back to the time before COVID, our vendors were still able to deliver 641 new instruments to our schools bringing the total number of deliveries to 59,661.

During Quarter 1, BCPS began the school year in an entirely eLearning environment. During this time, our music students were able to safely retrieve instruments from their schools in order to participate in virtual instruction. As we later pivoted to a blended face-to-face and eLearning student experience, our teachers continued to adapt and provide quality music instruction for all our students utilizing the new equipment provided by SMART.

The music instruments and music equipment have been placed into categories so that we can show you the quantity and dollar amounts of the music orders for each school. For a detailed list of the instruments and equipment, please follow this link:

http://www.broward.k12.fl.us/boc/QuarterlyReports/FY21_Q1MusicOrderDetail.pdf



**Music Equipment Deployment Status
For Quarter Ended September 30, 2020**

Status	Current Quarter (September 30, 2020)		Previous Quarter (June 30, 2020)	
	Number	Percent	Number	Percent
In Process	0	0.0%	0	0.0%
Ordering	0	0.0%	0	0.0%
Closing Out	0	0.0%	1	0.5%
Closed	195	100.0%	194	99.5%
No Program	0	0.0%	0	0.0%
Total	195	100.0%	195	100.0%



Music Equipment Ordering Status For Quarter Ended September 30, 2020

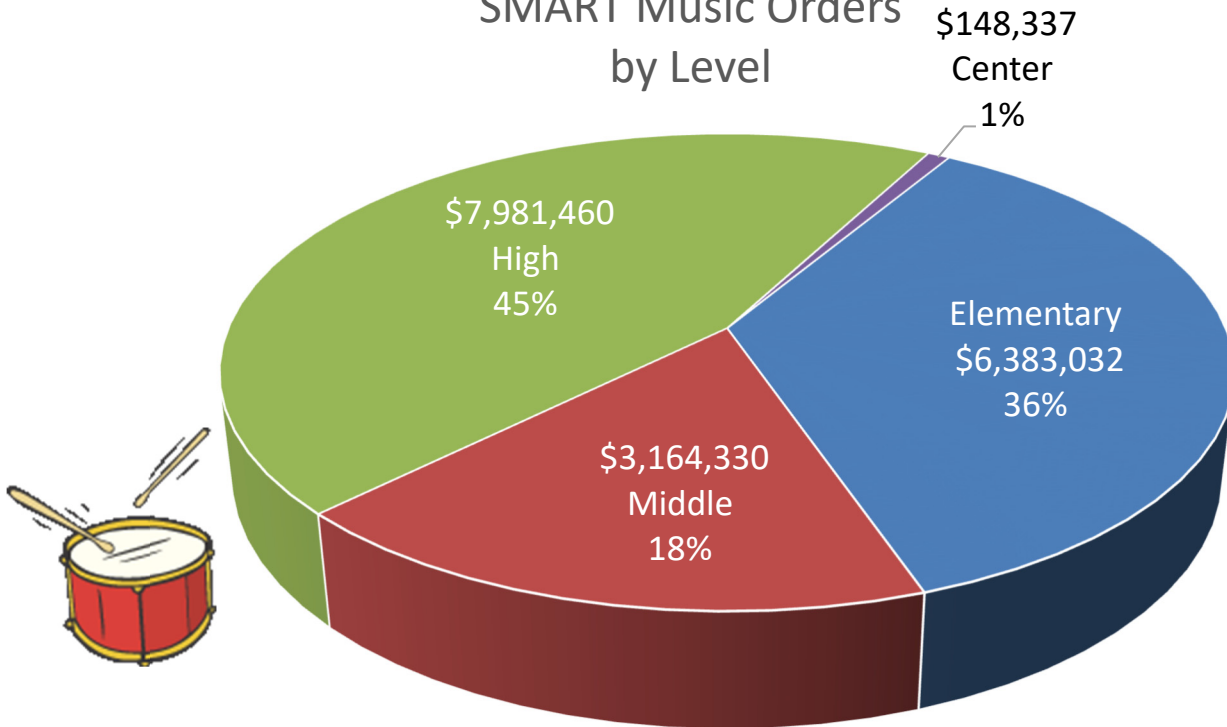
Status	Current Quarter (September 30, 2020)		Previous Quarter (June 30, 2020)	
	Quantity Ordered	Quantity Delivered	Quantity Ordered	Quantity Delivered
Elementary	47,326	46,972	47,412	46,401
Middle	3,847	3,847	3,849	3,801
High	8,303	8,258	8,316	8,237
Center	584	584	584	581
Total	60,060	59,661	60,161	59,020

Vendor	Amount	%
All County Music	\$ 10,952,285	62.0%
Cascio Interstate Music Supply	3,228	0.0%
Enabling Devices	8,285	0.0%
J W Pepper of Atlanta	3,384	0.0%
Malmark Inc	6,372	0.0%
Music Arts Enterprises	3,723,751	21.1%
Music Man	1,263,891	7.2%
Romeo Music	440,549	2.5%
School Specialty	60,662	0.3%
Summer Arts Sessions Int	9,600	0.1%
Summerhays Music	11,964	0.1%
VistaPan Steel Instruments	5,036	0.0%
Wenger Corporation	1,188,152	6.7%
Total	\$17,677,159	100.0%

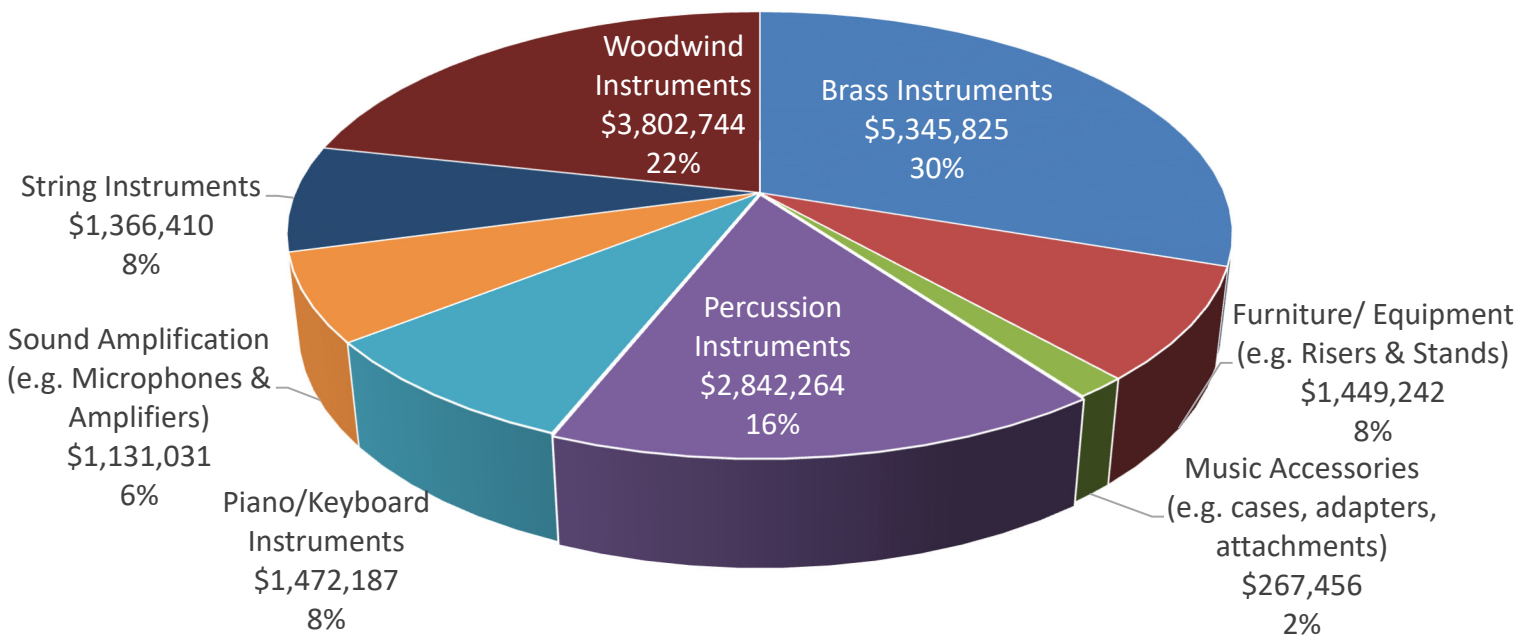


Total SMART Music Orders-to-Date \$17,677,159

SMART Music Orders
by Level



Smart Music Orders
by Instrument Categories



Section 3: Music & Art Equipment

SMART Program Music Equipment Status

Location	Program Year	Status	Orders Processed	Quantity Ordered	Orders Delivered	Quantity Delivered
Anderson, Boyd H. High School	Year 4*	Closed	100.0%	284	100.0%	284
Apollo Middle School	Year 1	Closed	100.0%	146	100.0%	146
Atlantic West Elementary School	Year 2	Closed	100.0%	680	100.0%	680
Attucks Middle School	Year 5*	Closed	100.0%	109	100.0%	109
Bair Middle School	Year 1	Closed	100.0%	87	100.0%	87
Banyan Elementary School	Year 3	Closed	100.0%	769	100.0%	769
Bayview Elementary School	Year 1	Closed	91.8%	759	100.0%	759
Beachside Montessori Village	Year 5*	Closed	98.7%	212	100.0%	212
Bennett Elementary School	Year 1	Closed	66.6%	359	100.0%	359
Bethune, Mary M. Elementary School	Year 2	Closed	100.0%	149	100.0%	149
Boulevard Heights Elementary School	Year 4*	Closed	100.0%	497	62.2%	309
Bright Horizons Center	Year 2	No Program	0.0%	-	0.0%	-
Broadview Elementary School	Year 1	Closed	87.4%	334	100.0%	334
Broward Estates Elementary School	Year 1	Closed	98.5%	259	89.6%	232
Castle Hill Elementary School	Year 4*	Closed	99.0%	435	100.0%	435
Central Park Elementary School	Year 2	Closed	87.4%	325	100.0%	325
Challenger Elementary School	Year 4*	Closed	100.0%	891	100.0%	891
Chapel Trail Elementary School	Year 5*	Closed	94.8%	280	100.0%	280
Drew, Charles Family Resource Center	Year 3	No Program	0.0%	-	0.0%	-
Coconut Creek Elementary School	Year 2	Closed	99.9%	663	100.0%	663
Coconut Creek High School	Year 2	Closed	100.0%	323	100.0%	323
Coconut Palm Elementary School	Year 5*	Closed	99.8%	372	100.0%	372
Colbert Elementary School	Year 4*	Closed	100.0%	249	100.0%	249
Collins Elementary School	Year 3	No Program	0.0%	-	0.0%	-
Cooper City Elementary School	Year 2	Closed	91.4%	319	100.0%	319
Cooper City High School	Year 2	Closed	100.0%	166	100.0%	166
Coral Cove Elementary School	Year 5*	Closed	92.6%	351	100.0%	351
Coral Glades High School	Year 5*	Closed	100.0%	360	100.0%	360
Coral Park Elementary School	Year 2	Closed	100.0%	261	100.0%	261
Coral Springs Pre-K - 8	Year 5*	Closed	99.8%	699	95.4%	667
Coral Springs Middle School	Year 1	Closed	100.0%	33	100.0%	33
Coral Springs High School	Year 3	Closed	99.9%	88	100.0%	88
Country Hills Elementary School	Year 5*	Closed	90.8%	208	100.0%	208
Country Isles Elementary School	Year 5*	Closed	100.0%	386	100.0%	386
Cresthaven Elementary School	Year 1	Closed	100.0%	536	100.0%	536
Croissant Park Elementary School	Year 1	Closed	99.9%	324	100.0%	324
Cross Creek School	Year 2	Closed	100.0%	328	93.6%	307
Cypress Bay High School	Year 5*	Closed	100.0%	500	92.8%	464
Cypress Elementary School	Year 1	Closed	99.4%	391	100.0%	391
Cypress Run Education Center	Year 2	No Program	0.0%	-	0.0%	-
Dandy, William Middle School	Year 2	Closed	100.0%	130	100.0%	130
Dania Elementary School	Year 5*	Closed	100.0%	431	100.0%	431
Dave Thomas Education Center	Year 2	No Program	0.0%	-	0.0%	-
Dave Thomas Education Center-West	Year 2	Closed	100.0%	26	100.0%	26
Davie Elementary School	Year 2	Closed	100.0%	638	100.0%	638
Deerfield Beach Elementary School	Year 1	Closed	100.0%	238	100.0%	238
Deerfield Beach Middle School	Year 3	Closed	41.6%	53	100.0%	53
Deerfield Park Elementary School	Year 1	Closed	93.3%	326	100.0%	326
Dillard 6-12 School	Year 1	Closed	100.0%	185	100.0%	185
Dillard Elementary School	Year 1	Closed	99.7%	277	100.0%	277
Discovery Elementary School	Year 3	Closed	80.0%	215	100.0%	215

SMART Program Music Equipment Status

Location	Program Year	Status	Orders Processed	Quantity Ordered	Orders Delivered	Quantity Delivered
Dolphin Bay Elementary School	Year 5*	Closed	87.4%	655	100.0%	655
Drew, Charles Elementary School	Year 1	Closed	100.0%	128	100.0%	128
Driftwood Elementary School	Year 2	Closed	99.4%	290	100.0%	290
Driftwood Middle School	Year 1	Closed	100.0%	75	100.0%	75
Eagle Point Elementary School	Year 1	Closed	99.9%	270	99.6%	269
Eagle Ridge Elementary School	Year 5*	Closed	100.0%	613	100.0%	613
Ely, Blanche High School	Year 1	Closed	100.0%	164	100.0%	164
Embassy Creek Elementary School	Year 3	Closed	95.7%	254	100.0%	254
Endeavour Primary Learning Center	Year 4*	Closed	100.0%	729	100.0%	729
Everglades Elementary School	Year 5*	Closed	99.9%	340	100.0%	340
Everglades High School	Year 5*	Closed	100.0%	327	100.0%	327
Fairway Elementary School	Year 4*	Closed	99.1%	450	100.0%	450
Falcon Cove Middle School	Year 3	Closed	100.0%	38	100.0%	38
Flamingo Elementary School	Year 3	Closed	100.0%	383	100.0%	383
Flanagan, Charles W. High School	Year 4*	Closed	99.8%	210	100.0%	210
Floranada Elementary School	Year 3	Closed	91.2%	262	100.0%	262
Forest Hills Elementary School	Year 2	Closed	100.0%	371	100.0%	371
Fort Lauderdale High School	Year 1	Closed	100.0%	193	98.4%	190
Stephen Foster Elementary School	Year 1	Closed	98.9%	398	100.0%	398
Fox Trail Elementary School	Year 4*	Closed	100.0%	114	100.0%	114
Gator Run Elementary School	Year 3	Closed	93.1%	140	100.0%	140
Glades Middle School	Year 4*	Closed	100.0%	79	100.0%	79
Griffin Elementary School	Year 2	Closed	100.0%	588	100.0%	588
Gulfstream Academy of Hallandale Beach K-8 (Hallandale Elementary School)	Year 4*	Closed	99.9%	99	100.0%	99
Hallandale High School	Year 4*	Closed	100.0%	272	100.0%	272
Harbordale Elementary School	Year 1	Closed	96.7%	108	100.0%	108
Hawkes Bluff Elementary School	Year 5*	Closed	99.9%	239	100.0%	239
Heron Heights Elementary School	Year 5*	Closed	74.0%	104	100.0%	104
Hollywood Central Elementary School	Year 3	Closed	100.0%	175	100.0%	175
Hollywood Hills Elementary School	Year 3	Closed	98.6%	229	100.0%	229
Hollywood Hills High School	Year 2	Closed	98.5%	161	100.0%	161
Hollywood Park Elementary School	Year 2	Closed	100.0%	219	100.0%	219
Horizon Elementary School	Year 3	Closed	99.9%	368	100.0%	368
Hunt, James S. Elementary School	Year 2	Closed	99.3%	435	100.0%	435
Indian Ridge Middle School	Year 2	Closed	100.0%	67	100.0%	67
Indian Trace Elementary School	Year 5*	Closed	100.0%	199	100.0%	199
King, Martin Luther (Dr. Martin Luther King, Jr. Montessori Academy)	Year 1	Closed	98.6%	407	100.0%	407
Lake Forest Elementary School	Year 4*	Closed	99.9%	608	100.0%	608
Lakeside Elementary School	Year 4*	Closed	100.0%	361	100.0%	361
Lanier-James Education Center	Year 2	No Program	0.0%	-	0.0%	-
Larkdale Elementary School	Year 4*	No Program	0.0%	-	0.0%	-
Lauderdale Lakes Middle School	Year 2	Closed	100.0%	633	100.0%	633
Lauderdale Manors Early Learning and Resource Center	Year 1	No Program	0.0%	-	0.0%	-
Lauderhill 6-12 School	Year 4*	Closed	83.0%	463	100.0%	463
Lauderhill-Paul Turner Elementary School	Year 4*	Closed	100.0%	202	100.0%	202
Liberty Elementary School	Year 4*	Closed	99.9%	381	100.0%	381
Lloyd Estates Elementary School	Year 3	Closed	100.0%	390	100.0%	390
Lyons Creek Middle School	Year 5*	Closed	99.9%	135	100.0%	135
Manatee Bay Elementary School	Year 2	Closed	100.0%	260	100.0%	260

SMART Program Music Equipment Status

Location	Program Year	Status	Orders Processed	Quantity Ordered	Orders Delivered	Quantity Delivered
Maplewood Elementary School	Year 4*	Closed	99.8%	237	100.0%	237
Margate Elementary School	Year 2	Closed	99.9%	485	100.0%	485
Margate Middle School	Year 3	Closed	99.9%	328	100.0%	328
Markham, C. Robert Elementary School	Year 1	Closed	99.9%	238	81.1%	193
McArthur High School	Year 2	Closed	100.0%	382	100.0%	382
McNab Elementary School	Year 1	Closed	94.9%	484	100.0%	484
McNicol Middle School	Year 4*	Closed	100.0%	3	100.0%	3
Meadowbrook Elementary School	Year 3	Closed	97.7%	307	100.0%	307
Millennium 6-12 Collegiate Academy	Year 4*	Closed	99.8%	113	100.0%	113
Miramar Elementary School	Year 4*	Closed	100.0%	224	100.0%	224
Miramar High School	Year 4*	Closed	98.1%	656	100.0%	656
Mirror Lake Elementary School	Year 3	Closed	100.0%	672	100.0%	672
Monarch High School	Year 1	Closed	96.9%	170	100.0%	170
Morrow Elementary School	Year 2	No Program	0.0%	-	0.0%	-
North Andrews Gardens Elementary School	Year 3	Closed	99.7%	126	100.0%	126
New Renaissance Middle School	Year 4*	Closed	100.0%	158	100.0%	158
New River Middle School	Year 2	Closed	100.0%	76	100.0%	76
Nob Hill Elementary School	Year 3	Closed	100.0%	197	99.5%	196
Norcrest Elementary School	Year 1	Closed	100.0%	788	100.0%	788
North Fork Elementary School	Year 1	Closed	86.8%	257	100.0%	257
North Lauderdale Elementary School	Year 2	Closed	100.0%	113	100.0%	113
North Side Elementary School	Year 1	Closed	99.3%	946	100.0%	946
Northeast High School	Year 3	Closed	99.9%	274	99.6%	273
Nova Blanche Forman Elementary School	Year 2	Closed	100.0%	355	100.0%	355
Nova Dwight D Eisenhower Elementary School	Year 2	No Program	0.0%	-	0.0%	-
Nova Middle School	Year 3	Closed	100.0%	68	100.0%	68
Nova High School	Year 2	Closed	98.7%	508	99.0%	503
Oakland Park Elementary School	Year 3	Closed	78.7%	1,655	100.0%	1,655
Oakridge Elementary School	Year 3	Closed	100.0%	184	100.0%	184
Orange Brook Elementary School	Year 2	Closed	100.0%	635	98.4%	625
Oriole Elementary School	Year 4*	No Program	0.0%	-	0.0%	-
Palm Cove Elementary School	Year 4*	Closed	99.5%	308	100.0%	308
Palmview Elementary School	Year 1	No Program	0.0%	-	0.0%	-
Panther Run Elementary School	Year 5*	Closed	100.0%	272	100.0%	272
Park Lakes Elementary School	Year 4*	Closed	99.8%	208	100.0%	208
Park Ridge Elementary School	Year 1	Closed	99.6%	304	100.0%	304
Park Springs Elementary School	Year 5*	Closed	82.6%	409	100.0%	409
Park Trails Elementary School	Year 5*	Closed	76.1%	327	100.0%	327
Parkside Elementary School	Year 5*	Closed	100.0%	137	100.0%	137
Parkway Middle School	Year 3	Closed	100.0%	50	100.0%	50
Pasadena Lakes Elementary School	Year 4*	No Program	0.0%	-	0.0%	-
Pembroke Lakes Elementary School	Year 4*	Closed	99.9%	250	100.0%	250
Pembroke Pines Elementary School	Year 2	Closed	100.0%	260	100.0%	260
Perry, Annabel C. Elementary School	Year 4*	Closed	100.0%	80	100.0%	80
Henry D. Perry Education Center	Year 5*	Closed	50.0%	26	100.0%	26
Peters Elementary School	Year 3	Closed	100.0%	388	100.0%	388
Pine Ridge Education Center	Year 2	No Program	0.0%	-	0.0%	-
Pines Lakes Elementary School	Year 4*	Closed	99.9%	245	100.0%	245
Pines Middle School	Year 3	Closed	100.0%	124	100.0%	124
Pinewood Elementary School	Year 2	Closed	97.5%	197	100.0%	197
Pioneer Middle School	Year 1	Closed	99.9%	59	100.0%	59

SMART Program Music Equipment Status

Location	Program Year	Status	Orders Processed	Quantity Ordered	Orders Delivered	Quantity Delivered
Piper High School	Year 3	Closed	100.0%	245	100.0%	245
Plantation Elementary School	Year 3	Closed	100.0%	415	100.0%	415
Plantation Middle School	Year 3	Closed	99.1%	129	100.0%	129
Plantation Park Elementary School	Year 3	Closed	99.6%	645	100.0%	645
Plantation High School	Year 3	Closed	100.0%	361	100.0%	361
Pompano Beach Elementary School	Year 1	Closed	96.1%	377	100.0%	377
Pompano Beach Middle School	Year 5*	No Program	0.0%	-	0.0%	-
Pompano Beach High School	Year 1	Closed	100.0%	784	100.0%	784
Quiet Waters Elementary School	Year 2	Closed	85.6%	603	100.0%	603
Ramblewood Elementary School	Year 4*	Closed	100.0%	348	100.0%	348
Ramblewood Middle School	Year 3	Closed	100.0%	34	100.0%	34
Riverglades Elementary School	Year 5*	Closed	100.0%	437	99.8%	436
Riverland Elementary School	Year 1	Closed	99.8%	1,216	100.0%	1,216
Riverside Elementary School	Year 4*	Closed	100.0%	217	100.0%	217
Rock Island Elementary School	Year 1	No Program	0.0%	-	0.0%	-
Royal Palm Elementary School	Year 4*	Closed	94.9%	258	100.0%	258
Sanders Park Elementary School	Year 1	Closed	100.0%	37	100.0%	37
Sandpiper Elementary School	Year 3	Closed	98.9%	265	100.0%	265
Sawgrass Elementary School	Year 3	Closed	100.0%	282	100.0%	282
Sawgrass Springs Middle School	Year 2	Closed	100.0%	135	100.0%	135
Sea Castle Elementary School	Year 4*	Closed	99.4%	131	100.0%	131
Seagull Alternative High School	Year 2	No Program	0.0%	-	0.0%	-
Seminole Middle School	Year 1	Closed	100.0%	57	100.0%	57
Sheridan Hills Elementary School	Year 2	Closed	100.0%	369	100.0%	369
Sheridan Park Elementary School	Year 2	Closed	100.0%	424	100.0%	424
Silver Lakes Elementary School	Year 5*	Closed	98.8%	635	100.0%	635
Silver Lakes Middle School	Year 5*	Closed	99.9%	122	100.0%	122
Silver Palms Elementary School	Year 4*	Closed	99.8%	205	100.0%	205
Silver Ridge Elementary School	Year 3	Closed	100.0%	367	100.0%	367
Silver Shores Elementary School	Year 5*	Closed	99.9%	155	100.0%	155
Silver Trail Middle School	Year 3	Closed	100.0%	83	100.0%	83
South Plantation High School	Year 3	Closed	100.0%	202	100.0%	202
Stirling Elementary School	Year 2	Closed	100.0%	505	100.0%	505
Stoneman Douglas High School	Year 5*	Closed	100.0%	239	100.0%	239
Stranahan High School	Year 3	Closed	93.7%	271	100.0%	271
Sunland Park Academy	Year 1	Closed	100.0%	536	100.0%	536
Sunrise Middle School	Year 1	Closed	100.0%	56	100.0%	56
Sunset Lakes Elementary School	Year 5*	Closed	100.0%	228	100.0%	228
Sunshine Elementary School	Year 4*	Closed	99.6%	438	100.0%	438
Tamarac Elementary School	Year 4*	Closed	100.0%	362	100.0%	362
Taravella, J.P. High School	Year 4*	Closed	100.0%	125	100.0%	125
Tedder Elementary School	Year 1	Closed	100.0%	407	100.0%	407
Tequesta Trace Middle School	Year 2	Closed	100.0%	161	100.0%	161
The Quest Center	Year 2	Closed	96.7%	541	100.0%	541
Thurgood Marshall Elementary School	Year 1	No Program	0.0%	-	0.0%	-
Tradewinds Elementary School	Year 5*	Closed	97.5%	447	100.0%	447
Tropical Elementary School	Year 3	Closed	99.8%	175	100.0%	175
Village Elementary School	Year 3	Closed	90.6%	260	100.0%	260
Walker Elementary School	Year 1	Closed	100.0%	86	67.4%	58
Watkins Elementary School	Year 4*	No Program	0.0%	-	0.0%	-
Welleby Elementary School	Year 3	Closed	99.5%	259	100.0%	259

SMART Program Music Equipment Status

Location	Program Year	Status	Orders Processed	Quantity Ordered	Orders Delivered	Quantity Delivered
West Broward High School	Year 5*	Closed	100.0%	238	100.0%	238
West Hollywood Elementary School	Year 2	Closed	100.0%	173	100.0%	173
Westchester Elementary School	Year 5*	Closed	99.9%	105	100.0%	105
Western High School	Year 3	Closed	99.6%	152	100.0%	152
Westglades Middle School	Year 2	Closed	100.0%	56	100.0%	56
Westpine Middle School	Year 2	Closed	100.0%	87	100.0%	87
Westwood Heights Elementary School	Year 1	Closed	98.8%	306	100.0%	306
Whiddon-Rogers Education Center	Year 2	Closed	100.0%	17	100.0%	17
Whispering Pines Education Center	Year 3	No Program	0.0%	-	0.0%	-
Wilton Manors Elementary School	Year 1	Closed	94.2%	432	100.0%	432
Wingate Oaks Center	Year 2	No Program	0.0%	-	0.0%	-
Winston Park Elementary School	Year 4*	Closed	99.9%	158	100.0%	158
Young, Virginia Shuman Elementary School	Year 1	Closed	99.1%	57	100.0%	57
Young, Walter C. Middle School	Year 1	Closed	100.0%	125	100.0%	125

*SBBC Board Item FF-1 on 1/18/2017 accelerated SMART music program Years 4 & 5 to Year 3

**SBBC Board Item FF-1 on 1/18/2017 allocated the \$300K SMART music reserve

LEGEND FOR STATUS REPORT	
STATUS CODES	EXPLANTATION
Not Started	Project has not started
No Program	School currently does not have music program
In Process	Process of getting quotes from vendors or requisition in queue
On Hold	School is on hold due to special request or circumstance
Ordering	In process of ordering - some funds but not all have been spent
Closing Out	School has substantially completed the order phase. Delivery monitored.
Closed	Project complete. No more orders will be initiated

Section 3: Music Equipment by Category

Anderson, Boyd H. High School	Qty	Amount
Brass Instruments	94	\$138,896.39
Furniture/Equipment (Risers, Stands, etc.)	21	\$26,679.00
Music Accessories (cases, adapters, attachments, etc.)	3	\$9,231.00
Percussion Instruments	27	\$16,910.16
String Instruments	33	\$15,952.00
Woodwind Instruments	106	\$92,301.35
School Totals:	284	\$299,969.90

Apollo Middle School	Qty	Amount
Brass Instruments	28	\$28,743.90
Furniture/Equipment (Risers, Stands, etc.)	6	\$503.88
Music Accessories (cases, adapters, attachments, etc.)	3	\$179.30
Percussion Instruments	69	\$30,894.78
Piano/Keyboard Instruments	3	\$2,194.98
Sound Amplification (Microphones, Amplifiers, etc)	7	\$2,999.93
String Instruments	2	\$2,895.00
Woodwind Instruments	28	\$31,581.01
School Totals:	146	\$99,992.78

Atlantic West Elementary School	Qty	Amount
Furniture/Equipment (Risers, Stands, etc.)	26	\$6,259.37
Music Accessories (cases, adapters, attachments, etc.)	1	\$277.50
Percussion Instruments	119	\$6,244.01
Piano/Keyboard Instruments	3	\$32,216.00
Sound Amplification (Microphones, Amplifiers, etc)	1	\$212.27
String Instruments	28	\$2,214.15
Woodwind Instruments	502	\$2,561.56
School Totals:	680	\$49,984.86

Attucks Middle School	Qty	Amount
Brass Instruments	49	\$57,892.41
Furniture/Equipment (Risers, Stands, etc.)	1	\$106.40
Percussion Instruments	4	\$4,185.80
Woodwind Instruments	55	\$37,785.27
School Totals:	109	\$99,969.88

Bair Middle School	Qty	Amount
Brass Instruments	32	\$54,701.34
Furniture/Equipment (Risers, Stands, etc.)	1	\$115.50
Music Accessories (cases, adapters, attachments, etc.)	17	\$798.46
Percussion Instruments	13	\$6,617.31
Woodwind Instruments	24	\$37,764.41
School Totals:	87	\$99,997.02

Banyan Elementary School	Qty	Amount
Brass Instruments	4	\$845.25
Furniture/Equipment (Risers, Stands, etc.)	26	\$9,643.83

Banyan Elementary School	Qty	Amount
Music Accessories (cases, adapters, attachments, etc.)	30	\$721.95
Percussion Instruments	495	\$16,700.92
Piano/Keyboard Instruments	16	\$3,740.40
Sound Amplification (Microphones, Amplifiers, etc)	1	\$6,278.01
String Instruments	11	\$8,839.25
Woodwind Instruments	186	\$3,228.14
School Totals:	769	\$49,997.75

Bayview Elementary School	Qty	Amount
Furniture/Equipment (Risers, Stands, etc.)	46	\$7,152.54
Music Accessories (cases, adapters, attachments, etc.)	66	\$9,752.77
Percussion Instruments	177	\$16,657.76
Sound Amplification (Microphones, Amplifiers, etc)	5	\$2,065.99
String Instruments	4	\$5,035.53
Woodwind Instruments	461	\$5,228.92
School Totals:	759	\$45,893.51

Beachside Montessori Village	Qty	Amount
Brass Instruments	33	\$38,271.37
Furniture/Equipment (Risers, Stands, etc.)	14	\$7,063.74
Music Accessories (cases, adapters, attachments, etc.)	28	\$4,876.48
Percussion Instruments	57	\$5,727.92
Sound Amplification (Microphones, Amplifiers, etc)	34	\$13,824.87
String Instruments	1	\$123.00
Woodwind Instruments	45	\$28,769.65
School Totals:	212	\$98,657.03

Bennett Elementary School	Qty	Amount
Furniture/Equipment (Risers, Stands, etc.)	3	\$4,573.35
Music Accessories (cases, adapters, attachments, etc.)	2	\$88.18
Percussion Instruments	140	\$12,761.14
Sound Amplification (Microphones, Amplifiers, etc)	2	\$975.00
String Instruments	112	\$14,426.74
Woodwind Instruments	100	\$479.00
School Totals:	359	\$33,303.41

Bethune, Mary M. Elementary School	Qty	Amount
Brass Instruments	54	\$24,505.80
Furniture/Equipment (Risers, Stands, etc.)	1	\$106.40
Percussion Instruments	1	\$403.20
String Instruments	58	\$2,126.12
Woodwind Instruments	35	\$22,857.14
School Totals:	149	\$49,998.66

Boulevard Heights Elementary School	Qty	Amount
Brass Instruments	23	\$4,169.76
Furniture/Equipment (Risers, Stands, etc.)	31	\$2,299.33

Section 3: Music Equipment by Category

Boulevard Heights Elementary School	Qty	Amount
Music Accessories (cases, adapters, attachments, etc.)	26	\$696.91
Percussion Instruments	264	\$26,199.16
Sound Amplification (Microphones, Amplifiers, etc)	12	\$14,086.02
String Instruments	1	\$1,850.00
Woodwind Instruments	140	\$698.60
School Totals:	497	\$49,999.78

Broadview Elementary School	Qty	Amount
Brass Instruments	4	\$2,322.00
Furniture/Equipment (Risers, Stands, etc.)	57	\$18,371.50
Music Accessories (cases, adapters, attachments, etc.)	2	\$28.28
Percussion Instruments	127	\$16,547.58
Piano/Keyboard Instruments	1	\$599.99
Sound Amplification (Microphones, Amplifiers, etc)	2	\$975.00
String Instruments	4	\$3,925.81
Woodwind Instruments	137	\$905.63
School Totals:	334	\$43,675.79

Broward Estates Elementary School	Qty	Amount
Brass Instruments	2	\$7,071.90
Furniture/Equipment (Risers, Stands, etc.)	63	\$6,300.05
Music Accessories (cases, adapters, attachments, etc.)	60	\$2,525.80
Percussion Instruments	109	\$14,876.56
Sound Amplification (Microphones, Amplifiers, etc)	25	\$18,500.00
School Totals:	259	\$49,274.31

Castle Hill Elementary School	Qty	Amount
Brass Instruments	16	\$3,685.48
Furniture/Equipment (Risers, Stands, etc.)	30	\$3,457.80
Music Accessories (cases, adapters, attachments, etc.)	10	\$252.76
Percussion Instruments	304	\$27,167.06
Sound Amplification (Microphones, Amplifiers, etc)	6	\$1,448.55
String Instruments	34	\$11,880.58
Woodwind Instruments	35	\$1,622.15
School Totals:	435	\$49,514.38

Central Park Elementary School	Qty	Amount
Brass Instruments	3	\$1,741.50
Furniture/Equipment (Risers, Stands, etc.)	13	\$3,682.08
Music Accessories (cases, adapters, attachments, etc.)	4	\$54.88
Percussion Instruments	84	\$9,841.12
Piano/Keyboard Instruments	2	\$25,344.45
Woodwind Instruments	218	\$3,018.43
School Totals:	324	\$43,682.46

Challenger Elementary School	Qty	Amount
Brass Instruments	11	\$3,868.08

Challenger Elementary School	Qty	Amount
Furniture/Equipment (Risers, Stands, etc.)	49	\$4,561.31
Percussion Instruments	253	\$11,365.47
Piano/Keyboard Instruments	1	\$599.99
Sound Amplification (Microphones, Amplifiers, etc)	2	\$12,556.02
String Instruments	71	\$13,205.72
Woodwind Instruments	504	\$3,842.96
School Totals:	891	\$49,999.55

Chapel Trail Elementary School	Qty	Amount
Brass Instruments	7	\$885.47
Furniture/Equipment (Risers, Stands, etc.)	9	\$1,074.67
Percussion Instruments	209	\$10,459.73
Piano/Keyboard Instruments	5	\$26,413.78
Sound Amplification (Microphones, Amplifiers, etc)	4	\$1,950.00
String Instruments	30	\$5,192.54
Woodwind Instruments	11	\$1,416.86
School Totals:	275	\$47,393.05

Coconut Creek Elementary School	Qty	Amount
Brass Instruments	4	\$2,691.00
Furniture/Equipment (Risers, Stands, etc.)	44	\$2,324.14
Percussion Instruments	501	\$19,474.15
Sound Amplification (Microphones, Amplifiers, etc)	22	\$8,420.49
String Instruments	48	\$15,537.61
Woodwind Instruments	44	\$1,499.59
School Totals:	663	\$49,946.98

Coconut Creek High School	Qty	Amount
Brass Instruments	59	\$134,492.90
Furniture/Equipment (Risers, Stands, etc.)	84	\$5,558.30
Music Accessories (cases, adapters, attachments, etc.)	49	\$2,591.78
Percussion Instruments	48	\$35,022.50
Sound Amplification (Microphones, Amplifiers, etc)	8	\$2,099.92
String Instruments	15	\$8,904.98
Woodwind Instruments	60	\$111,324.44
School Totals:	323	\$299,994.82

Coconut Palm Elementary School	Qty	Amount
Brass Instruments	18	\$2,003.68
Furniture/Equipment (Risers, Stands, etc.)	67	\$11,456.38
Music Accessories (cases, adapters, attachments, etc.)	54	\$5,933.96
Percussion Instruments	85	\$4,693.78
Piano/Keyboard Instruments	2	\$809.39
Sound Amplification (Microphones, Amplifiers, etc)	34	\$14,580.84
String Instruments	56	\$9,853.76
Woodwind Instruments	56	\$583.44
School Totals:	372	\$49,915.23

Section 3: Music Equipment by Category

Colbert Elementary School	Qty	Amount
Brass Instruments	4	\$2,691.00
Furniture/Equipment (Risers, Stands, etc.)	51	\$9,654.54
Music Accessories (cases, adapters, attachments, etc.)	2	\$28.28
Percussion Instruments	109	\$10,763.94
Sound Amplification (Microphones, Amplifiers, etc)	2	\$699.98
String Instruments	69	\$25,042.64
Woodwind Instruments	12	\$1,118.92
School Totals:	249	\$49,999.30

Cooper City Elementary School	Qty	Amount
Brass Instruments	4	\$2,691.00
Furniture/Equipment (Risers, Stands, etc.)	73	\$8,004.59
Music Accessories (cases, adapters, attachments, etc.)	1	\$28.50
Percussion Instruments	160	\$11,352.50
Piano/Keyboard Instruments	1	\$599.99
Sound Amplification (Microphones, Amplifiers, etc)	3	\$13,056.01
String Instruments	43	\$8,009.60
Woodwind Instruments	34	\$1,952.70
School Totals:	319	\$45,694.89

Cooper City High School	Qty	Amount
Brass Instruments	58	\$155,932.22
Music Accessories (cases, adapters, attachments, etc.)	3	\$215.95
Percussion Instruments	49	\$34,415.69
Woodwind Instruments	56	\$109,431.69
School Totals:	166	\$299,995.55

Coral Cove Elementary School	Qty	Amount
Brass Instruments	14	\$3,111.50
Furniture/Equipment (Risers, Stands, etc.)	26	\$4,917.00
Percussion Instruments	201	\$6,127.95
Piano/Keyboard Instruments	10	\$5,999.90
Sound Amplification (Microphones, Amplifiers, etc)	3	\$7,277.99
String Instruments	89	\$18,539.99
Woodwind Instruments	8	\$327.92
School Totals:	351	\$46,302.25

Coral Glades High School	Qty	Amount
Brass Instruments	17	\$63,563.57
Furniture/Equipment (Risers, Stands, etc.)	276	\$67,729.92
Music Accessories (cases, adapters, attachments, etc.)	25	\$6,564.60
Percussion Instruments	10	\$7,858.24
Piano/Keyboard Instruments	2	\$81,583.06
Sound Amplification (Microphones, Amplifiers, etc)	1	\$899.99
String Instruments	4	\$11,440.80
Woodwind Instruments	25	\$60,359.07
School Totals:	360	\$299,999.25

Coral Park Elementary School	Qty	Amount
Brass Instruments	30	\$7,332.00
Furniture/Equipment (Risers, Stands, etc.)	60	\$12,861.45
Music Accessories (cases, adapters, attachments, etc.)	1	\$28.50
Percussion Instruments	160	\$16,521.87
Piano/Keyboard Instruments	1	\$549.45
Sound Amplification (Microphones, Amplifiers, etc)	2	\$6,778.00
String Instruments	6	\$5,392.99
Woodwind Instruments	1	\$535.50
School Totals:	261	\$49,999.76

Coral Springs Pre-K - 8	Qty	Amount
Brass Instruments	35	\$6,247.50
Furniture/Equipment (Risers, Stands, etc.)	79	\$6,200.54
Music Accessories (cases, adapters, attachments, etc.)	35	\$1,543.15
Percussion Instruments	357	\$11,190.97
Piano/Keyboard Instruments	35	\$7,329.00
String Instruments	53	\$14,817.44
Woodwind Instruments	105	\$2,592.45
School Totals:	699	\$49,921.05

Coral Springs High School	Qty	Amount
Brass Instruments	22	\$52,499.50
Furniture/Equipment (Risers, Stands, etc.)	15	\$12,339.06
Percussion Instruments	5	\$2,513.10
Piano/Keyboard Instruments	11	\$8,009.89
Woodwind Instruments	35	\$89,531.85
School Totals:	88	\$164,893.40

Coral Springs Middle School	Qty	Amount
Brass Instruments	13	\$50,864.40
Music Accessories (cases, adapters, attachments, etc.)	1	\$858.85
Percussion Instruments	7	\$7,559.55
Woodwind Instruments	12	\$40,716.73
School Totals:	33	\$99,999.53

Country Hills Elementary School	Qty	Amount
Brass Instruments	2	\$1,161.00
Furniture/Equipment (Risers, Stands, etc.)	152	\$27,796.00
Percussion Instruments	13	\$4,025.22
String Instruments	36	\$12,040.80
Woodwind Instruments	5	\$386.45
School Totals:	208	\$45,409.47

Country Isles Elementary School	Qty	Amount
Brass Instruments	5	\$2,227.02
Furniture/Equipment (Risers, Stands, etc.)	33	\$7,841.62
Music Accessories (cases, adapters, attachments, etc.)	3	\$101.48
Percussion Instruments	178	\$12,093.81
Piano/Keyboard Instruments	19	\$4,368.60

Section 3: Music Equipment by Category

Country Isles Elementary School	Qty	Amount
Sound Amplification (Microphones, Amplifiers, etc)	3	\$7,127.99
String Instruments	48	\$13,720.03
Woodwind Instruments	97	\$2,518.57
School Totals:	386	\$49,999.12

Cresthaven Elementary School	Qty	Amount
Brass Instruments	4	\$2,691.00
Furniture/Equipment (Risers, Stands, etc.)	31	\$6,546.39
Percussion Instruments	313	\$16,327.22
Piano/Keyboard Instruments	1	\$599.99
Sound Amplification (Microphones, Amplifiers, etc)	1	\$6,278.01
String Instruments	19	\$11,013.60
Woodwind Instruments	167	\$6,542.03
School Totals:	536	\$49,998.24

Croissant Park Elementary School	Qty	Amount
Furniture/Equipment (Risers, Stands, etc.)	42	\$10,291.67
Music Accessories (cases, adapters, attachments, etc.)	41	\$1,592.44
Percussion Instruments	52	\$11,293.85
Piano/Keyboard Instruments	2	\$7,421.00
Sound Amplification (Microphones, Amplifiers, etc)	12	\$7,790.79
String Instruments	46	\$9,721.25
Woodwind Instruments	129	\$1,863.23
School Totals:	324	\$49,974.23

Cross Creek School	Qty	Amount
Music Accessories (cases, adapters, attachments, etc.)	25	\$546.53
Percussion Instruments	96	\$9,802.02
Piano/Keyboard Instruments	52	\$19,623.00
Sound Amplification (Microphones, Amplifiers, etc)	11	\$9,237.01
String Instruments	33	\$9,264.80
Woodwind Instruments	111	\$1,526.36
School Totals:	328	\$49,999.72

Cypress Bay High School	Qty	Amount
Brass Instruments	16	\$66,921.64
Furniture/Equipment (Risers, Stands, etc.)	217	\$32,311.85
Music Accessories (cases, adapters, attachments, etc.)	106	\$9,416.58
Percussion Instruments	16	\$26,835.36
Piano/Keyboard Instruments	38	\$117,865.00
String Instruments	96	\$9,751.30
Woodwind Instruments	11	\$36,758.84
School Totals:	500	\$299,860.57

Cypress Elementary School	Qty	Amount
Brass Instruments	4	\$1,831.02
Furniture/Equipment (Risers, Stands, etc.)	12	\$2,676.10
Music Accessories (cases, adapters, attachments, etc.)	3	\$116.62

Cypress Elementary School	Qty	Amount
Percussion Instruments	200	\$15,578.06
Piano/Keyboard Instruments	4	\$14,742.10
Sound Amplification (Microphones, Amplifiers, etc)	1	\$375.00
String Instruments	28	\$11,664.69
Woodwind Instruments	138	\$2,723.01
School Totals:	390	\$49,706.60

Dandy, William Middle School	Qty	Amount
Brass Instruments	25	\$41,010.28
Furniture/Equipment (Risers, Stands, etc.)	11	\$1,273.15
Music Accessories (cases, adapters, attachments, etc.)	12	\$494.84
Percussion Instruments	26	\$16,107.23
Piano/Keyboard Instruments	2	\$1,199.98
Sound Amplification (Microphones, Amplifiers, etc)	6	\$2,359.94
String Instruments	1	\$349.99
Woodwind Instruments	47	\$37,200.93
School Totals:	130	\$99,996.34

Dania Elementary School	Qty	Amount
Brass Instruments	2	\$258.49
Furniture/Equipment (Risers, Stands, etc.)	56	\$12,030.26
Music Accessories (cases, adapters, attachments, etc.)	3	\$238.65
Percussion Instruments	250	\$15,475.12
Piano/Keyboard Instruments	8	\$1,675.20
Sound Amplification (Microphones, Amplifiers, etc)	1	\$375.00
String Instruments	108	\$19,620.53
Woodwind Instruments	3	\$326.72
School Totals:	431	\$49,999.97

Dave Thomas Education Center-West	Qty	Amount
Sound Amplification (Microphones, Amplifiers, etc)	26	\$50,000.00
School Totals:	26	\$50,000.00

Davie Elementary School	Qty	Amount
Furniture/Equipment (Risers, Stands, etc.)	77	\$4,697.31
Music Accessories (cases, adapters, attachments, etc.)	5	\$70.70
Percussion Instruments	306	\$19,231.10
Piano/Keyboard Instruments	1	\$24,795.00
Woodwind Instruments	249	\$1,192.71
School Totals:	638	\$49,986.82

Deerfield Beach Elementary School	Qty	Amount
Furniture/Equipment (Risers, Stands, etc.)	61	\$3,253.29
Percussion Instruments	101	\$14,459.51
Piano/Keyboard Instruments	1	\$24,795.00
Sound Amplification (Microphones, Amplifiers, etc)	7	\$6,325.11
Woodwind Instruments	68	\$1,167.08
School Totals:	238	\$49,999.99

Section 3: Music Equipment by Category

Deerfield Beach Middle School	Qty	Amount
Brass Instruments	8	\$2,984.00
Music Accessories (cases, adapters, attachments, etc.)	7	\$306.50
Percussion Instruments	12	\$2,335.00
Piano/Keyboard Instruments	1	\$1,440.00
Woodwind Instruments	25	\$5,404.50
School Totals:	53	\$12,470.00

Deerfield Park Elementary School	Qty	Amount
Brass Instruments	12	\$3,568.00
Furniture/Equipment (Risers, Stands, etc.)	29	\$9,426.10
Music Accessories (cases, adapters, attachments, etc.)	17	\$1,164.03
Percussion Instruments	120	\$14,962.33
Piano/Keyboard Instruments	8	\$4,395.60
Sound Amplification (Microphones, Amplifiers, etc)	2	\$949.99
String Instruments	35	\$10,496.20
Woodwind Instruments	103	\$1,671.50
School Totals:	326	\$46,633.75

Dillard 6-12 School	Qty	Amount
Brass Instruments	59	\$159,890.66
Music Accessories (cases, adapters, attachments, etc.)	53	\$4,539.06
Percussion Instruments	24	\$15,678.40
Piano/Keyboard Instruments	2	\$3,731.19
Sound Amplification (Microphones, Amplifiers, etc)	5	\$5,167.97
Woodwind Instruments	42	\$110,992.03
School Totals:	185	\$299,999.31

Dillard Elementary School	Qty	Amount
Furniture/Equipment (Risers, Stands, etc.)	78	\$6,821.02
Music Accessories (cases, adapters, attachments, etc.)	27	\$916.49
Percussion Instruments	134	\$22,600.29
Piano/Keyboard Instruments	2	\$7,421.59
Sound Amplification (Microphones, Amplifiers, etc)	5	\$8,053.00
String Instruments	31	\$4,037.39
School Totals:	277	\$49,849.78

Discovery Elementary School	Qty	Amount
Brass Instruments	4	\$842.52
Furniture/Equipment (Risers, Stands, etc.)	77	\$10,830.28
Music Accessories (cases, adapters, attachments, etc.)	15	\$3,732.00
Percussion Instruments	36	\$2,348.38
Sound Amplification (Microphones, Amplifiers, etc)	23	\$11,421.00
String Instruments	60	\$10,828.72
School Totals:	215	\$40,002.90

Dolphin Bay Elementary School	Qty	Amount
Brass Instruments	28	\$4,998.00

Dolphin Bay Elementary School	Qty	Amount
Furniture/Equipment (Risers, Stands, etc.)	16	\$3,334.30
Music Accessories (cases, adapters, attachments, etc.)	20	\$782.00
Percussion Instruments	180	\$6,341.30
Piano/Keyboard Instruments	4	\$837.60
Sound Amplification (Microphones, Amplifiers, etc)	7	\$8,727.99
String Instruments	95	\$16,327.53
Woodwind Instruments	305	\$2,369.45
School Totals:	655	\$43,718.17

Drew, Charles Elementary School	Qty	Amount
Furniture/Equipment (Risers, Stands, etc.)	92	\$5,872.59
Percussion Instruments	17	\$1,648.78
Piano/Keyboard Instruments	3	\$25,994.98
Sound Amplification (Microphones, Amplifiers, etc)	6	\$14,286.00
String Instruments	6	\$1,775.82
Woodwind Instruments	4	\$401.21
School Totals:	128	\$49,979.38

Driftwood Elementary School	Qty	Amount
Brass Instruments	11	\$4,929.00
Furniture/Equipment (Risers, Stands, etc.)	53	\$5,999.97
Percussion Instruments	146	\$17,089.05
Sound Amplification (Microphones, Amplifiers, etc)	3	\$7,127.99
String Instruments	42	\$12,781.72
Woodwind Instruments	35	\$1,757.68
School Totals:	290	\$49,685.41

Driftwood Middle School	Qty	Amount
Brass Instruments	35	\$52,127.27
Music Accessories (cases, adapters, attachments, etc.)	1	\$373.30
Percussion Instruments	3	\$6,156.20
Woodwind Instruments	36	\$41,343.09
School Totals:	75	\$99,999.86

Eagle Point Elementary School	Qty	Amount
Brass Instruments	4	\$1,831.02
Furniture/Equipment (Risers, Stands, etc.)	123	\$13,462.67
Music Accessories (cases, adapters, attachments, etc.)	3	\$116.68
Percussion Instruments	46	\$3,593.30
Piano/Keyboard Instruments	25	\$5,235.00
Sound Amplification (Microphones, Amplifiers, etc)	4	\$7,727.99
String Instruments	65	\$17,984.94
School Totals:	270	\$49,951.60

Eagle Ridge Elementary School	Qty	Amount
Brass Instruments	32	\$3,560.70
Furniture/Equipment (Risers, Stands, etc.)	5	\$3,184.40

Section 3: Music Equipment by Category

Eagle Ridge Elementary School	Qty	Amount
Music Accessories (cases, adapters, attachments, etc.)	1	\$28.50
Percussion Instruments	229	\$14,651.62
Piano/Keyboard Instruments	1	\$6,821.60
Sound Amplification (Microphones, Amplifiers, etc)	1	\$6,278.01
String Instruments	65	\$9,911.88
Woodwind Instruments	279	\$5,561.49
School Totals:	613	\$49,998.20

Ely, Blanche High School	Qty	Amount
Brass Instruments	57	\$137,508.98
Furniture/Equipment (Risers, Stands, etc.)	29	\$22,947.01
Music Accessories (cases, adapters, attachments, etc.)	1	\$5,302.85
Percussion Instruments	9	\$9,286.83
Sound Amplification (Microphones, Amplifiers, etc)	4	\$2,450.00
String Instruments	3	\$4,350.00
Woodwind Instruments	61	\$118,124.11
School Totals:	164	\$299,969.78

Embassy Creek Elementary School	Qty	Amount
Brass Instruments	7	\$4,617.00
Furniture/Equipment (Risers, Stands, etc.)	19	\$2,774.33
Percussion Instruments	216	\$26,274.22
Piano/Keyboard Instruments	2	\$758.85
Sound Amplification (Microphones, Amplifiers, etc)	2	\$750.00
String Instruments	8	\$12,675.00
School Totals:	254	\$47,849.40

Endeavour Primary Learning Center	Qty	Amount
Furniture/Equipment (Risers, Stands, etc.)	49	\$10,161.36
Music Accessories (cases, adapters, attachments, etc.)	7	\$301.30
Percussion Instruments	315	\$13,605.95
Sound Amplification (Microphones, Amplifiers, etc)	17	\$15,434.50
String Instruments	37	\$8,979.14
Woodwind Instruments	304	\$1,516.96
School Totals:	729	\$49,999.21

Everglades Elementary School	Qty	Amount
Brass Instruments	47	\$10,034.25
Furniture/Equipment (Risers, Stands, etc.)	44	\$11,442.25
Music Accessories (cases, adapters, attachments, etc.)	4	\$160.77
Percussion Instruments	181	\$11,192.61
Sound Amplification (Microphones, Amplifiers, etc)	1	\$6,278.01
String Instruments	27	\$10,395.00
Woodwind Instruments	35	\$454.81
School Totals:	339	\$49,957.70

Everglades High School	Qty	Amount
Brass Instruments	38	\$102,974.23
Furniture/Equipment (Risers, Stands, etc.)	95	\$48,858.07
Music Accessories (cases, adapters, attachments, etc.)	65	\$32,378.18
Percussion Instruments	42	\$32,857.05
Piano/Keyboard Instruments	8	\$6,296.04
Sound Amplification (Microphones, Amplifiers, etc)	43	\$26,258.99
String Instruments	6	\$7,264.18
Woodwind Instruments	30	\$42,963.66
School Totals:	327	\$299,850.40

Fairway Elementary School	Qty	Amount
Brass Instruments	11	\$2,606.10
Furniture/Equipment (Risers, Stands, etc.)	75	\$5,838.54
Music Accessories (cases, adapters, attachments, etc.)	8	\$119.06
Percussion Instruments	230	\$14,249.75
Piano/Keyboard Instruments	16	\$3,690.45
Sound Amplification (Microphones, Amplifiers, etc)	4	\$1,449.98
String Instruments	100	\$20,818.73
Woodwind Instruments	6	\$796.08
School Totals:	450	\$49,568.69

Falcon Cove Middle School	Qty	Amount
Brass Instruments	17	\$52,624.28
Furniture/Equipment (Risers, Stands, etc.)	2	\$212.40
Music Accessories (cases, adapters, attachments, etc.)	1	\$44.85
Percussion Instruments	10	\$10,139.20
Woodwind Instruments	8	\$36,977.52
School Totals:	38	\$99,998.25

Flamingo Elementary School	Qty	Amount
Brass Instruments	30	\$2,300.70
Furniture/Equipment (Risers, Stands, etc.)	15	\$1,126.44
Music Accessories (cases, adapters, attachments, etc.)	3	\$106.13
Percussion Instruments	96	\$11,836.40
Piano/Keyboard Instruments	2	\$1,098.90
Sound Amplification (Microphones, Amplifiers, etc)	4	\$7,703.01
String Instruments	108	\$24,375.49
Woodwind Instruments	125	\$1,452.25
School Totals:	383	\$49,999.32

Flanagan, Charles W. High School	Qty	Amount
Brass Instruments	57	\$164,181.58
Furniture/Equipment (Risers, Stands, etc.)	6	\$749.90
Music Accessories (cases, adapters, attachments, etc.)	52	\$5,281.00
Percussion Instruments	23	\$30,655.49
Piano/Keyboard Instruments	4	\$5,546.73

Section 3: Music Equipment by Category

Flanagan, Charles W. High School	Qty	Amount
Sound Amplification (Microphones, Amplifiers, etc)	3	\$1,587.75
String Instruments	30	\$4,899.00
Woodwind Instruments	35	\$86,432.40
School Totals:	210	\$299,333.85

Floranada Elementary School	Qty	Amount
Furniture/Equipment (Risers, Stands, etc.)	111	\$11,647.27
Music Accessories (cases, adapters, attachments, etc.)	1	\$79.55
Percussion Instruments	80	\$11,832.38
Sound Amplification (Microphones, Amplifiers, etc)	3	\$1,224.98
String Instruments	63	\$19,529.83
Woodwind Instruments	4	\$1,274.24
School Totals:	262	\$45,588.25

Forest Hills Elementary School	Qty	Amount
Furniture/Equipment (Risers, Stands, etc.)	17	\$1,999.85
Music Accessories (cases, adapters, attachments, etc.)	1	\$14.14
Percussion Instruments	172	\$9,567.30
Piano/Keyboard Instruments	2	\$25,344.45
Sound Amplification (Microphones, Amplifiers, etc)	4	\$7,603.00
String Instruments	36	\$4,507.79
Woodwind Instruments	139	\$959.91
School Totals:	371	\$49,996.44

Fort Lauderdale High School	Qty	Amount
Brass Instruments	61	\$129,545.14
Furniture/Equipment (Risers, Stands, etc.)	6	\$3,504.57
Music Accessories (cases, adapters, attachments, etc.)	12	\$3,348.92
Percussion Instruments	40	\$36,502.93
Piano/Keyboard Instruments	1	\$3,231.20
Sound Amplification (Microphones, Amplifiers, etc)	8	\$3,152.94
String Instruments	1	\$1,405.50
Woodwind Instruments	64	\$119,302.52
School Totals:	193	\$299,993.72

Fox Trail Elementary School	Qty	Amount
Brass Instruments	9	\$6,147.00
Furniture/Equipment (Risers, Stands, etc.)	31	\$3,517.00
Percussion Instruments	42	\$11,301.25
Piano/Keyboard Instruments	2	\$25,394.40
String Instruments	30	\$3,634.80
School Totals:	114	\$49,994.45

Gator Run Elementary School	Qty	Amount
Brass Instruments	2	\$825.79
Furniture/Equipment (Risers, Stands, etc.)	12	\$4,560.49
Music Accessories (cases, adapters, attachments, etc.)	2	\$88.18

Gator Run Elementary School	Qty	Amount
Percussion Instruments	83	\$9,315.03
Piano/Keyboard Instruments	2	\$25,394.40
Sound Amplification (Microphones, Amplifiers, etc)	3	\$1,425.00
String Instruments	30	\$4,053.62
Woodwind Instruments	2	\$867.77
School Totals:	136	\$46,530.28

Glades Middle School	Qty	Amount
Brass Instruments	22	\$38,287.90
Furniture/Equipment (Risers, Stands, etc.)	6	\$735.60
Music Accessories (cases, adapters, attachments, etc.)	4	\$124.38
Percussion Instruments	15	\$21,727.99
Piano/Keyboard Instruments	1	\$599.99
Sound Amplification (Microphones, Amplifiers, etc)	2	\$749.98
Woodwind Instruments	29	\$37,768.99
School Totals:	79	\$99,994.83

Griffin Elementary School	Qty	Amount
Brass Instruments	8	\$5,382.00
Furniture/Equipment (Risers, Stands, etc.)	70	\$10,032.41
Music Accessories (cases, adapters, attachments, etc.)	3	\$85.32
Percussion Instruments	329	\$23,866.26
Sound Amplification (Microphones, Amplifiers, etc)	2	\$999.98
String Instruments	37	\$5,082.42
Woodwind Instruments	139	\$4,551.20
School Totals:	588	\$49,999.59

Gulfstream Academy of Hallandale Beach	Qty	Amount
Brass Instruments	30	\$41,615.45
Furniture/Equipment (Risers, Stands, etc.)	2	\$212.80
Music Accessories (cases, adapters, attachments, etc.)	2	\$1,144.32
Percussion Instruments	16	\$18,938.20
Sound Amplification (Microphones, Amplifiers, etc)	9	\$3,081.19
Woodwind Instruments	40	\$34,919.53
School Totals:	99	\$99,911.49

Hallandale High School	Qty	Amount
Brass Instruments	99	\$169,680.84
Furniture/Equipment (Risers, Stands, etc.)	34	\$1,664.64
Percussion Instruments	29	\$27,327.16
Woodwind Instruments	110	\$101,290.44
School Totals:	272	\$299,963.08

Harbordale Elementary School	Qty	Amount
Furniture/Equipment (Risers, Stands, etc.)	22	\$11,059.96
Music Accessories (cases, adapters, attachments, etc.)	20	\$1,833.45
Percussion Instruments	43	\$11,715.87

Section 3: Music Equipment by Category

Harbordale Elementary School	Qty	Amount
Piano/Keyboard Instruments	1	\$6,821.60
Sound Amplification (Microphones, Amplifiers, etc)	1	\$6,278.01
String Instruments	21	\$10,665.00
School Totals:	108	\$48,373.89

Hawkes Bluff Elementary School	Qty	Amount
Brass Instruments	6	\$2,818.27
Furniture/Equipment (Risers, Stands, etc.)	16	\$2,117.38
Music Accessories (cases, adapters, attachments, etc.)	3	\$70.69
Percussion Instruments	201	\$8,204.66
Piano/Keyboard Instruments	2	\$25,394.40
Sound Amplification (Microphones, Amplifiers, etc)	6	\$6,809.40
String Instruments	2	\$3,352.50
Woodwind Instruments	3	\$1,192.50
School Totals:	239	\$49,959.80

Henry D. Perry Education Center	Qty	Amount
Piano/Keyboard Instruments	25	\$40,145.50
Sound Amplification (Microphones, Amplifiers, etc)	1	\$9,854.50
School Totals:	26	\$50,000.00

Heron Heights Elementary School	Qty	Amount
Furniture/Equipment (Risers, Stands, etc.)	8	\$2,279.60
Music Accessories (cases, adapters, attachments, etc.)	33	\$4,524.00
Percussion Instruments	21	\$1,797.00
Sound Amplification (Microphones, Amplifiers, etc)	32	\$25,061.00
String Instruments	2	\$2,589.99
Woodwind Instruments	8	\$729.98
School Totals:	104	\$36,981.57

Hollywood Central Elementary School	Qty	Amount
Brass Instruments	2	\$465.01
Furniture/Equipment (Risers, Stands, etc.)	17	\$3,114.32
Percussion Instruments	88	\$12,508.50
Piano/Keyboard Instruments	3	\$8,021.58
Sound Amplification (Microphones, Amplifiers, etc)	2	\$6,778.00
String Instruments	57	\$17,907.90
Woodwind Instruments	6	\$1,204.16
School Totals:	175	\$49,999.47

Hollywood Hills Elementary School	Qty	Amount
Brass Instruments	1	\$222.25
Furniture/Equipment (Risers, Stands, etc.)	23	\$11,801.02
Music Accessories (cases, adapters, attachments, etc.)	2	\$57.39
Percussion Instruments	197	\$8,483.46
Piano/Keyboard Instruments	1	\$24,795.00
Sound Amplification (Microphones, Amplifiers, etc)	1	\$375.00

Hollywood Hills Elementary School	Qty	Amount
String Instruments	2	\$3,555.00
School Totals:	227	\$49,289.12

Hollywood Hills High School	Qty	Amount
Brass Instruments	67	\$171,976.83
Furniture/Equipment (Risers, Stands, etc.)	6	\$7,878.36
Music Accessories (cases, adapters, attachments, etc.)	8	\$1,313.50
Percussion Instruments	25	\$62,354.41
Sound Amplification (Microphones, Amplifiers, etc)	29	\$11,332.00
Woodwind Instruments	26	\$40,688.55
School Totals:	161	\$295,543.65

Hollywood Park Elementary School	Qty	Amount
Brass Instruments	7	\$3,572.52
Furniture/Equipment (Risers, Stands, etc.)	13	\$2,751.26
Music Accessories (cases, adapters, attachments, etc.)	3	\$41.58
Percussion Instruments	156	\$16,923.56
Piano/Keyboard Instruments	2	\$7,371.05
Sound Amplification (Microphones, Amplifiers, etc)	4	\$7,378.00
String Instruments	28	\$10,204.35
Woodwind Instruments	6	\$1,756.74
School Totals:	219	\$49,999.06

Horizon Elementary School	Qty	Amount
Brass Instruments	2	\$485.52
Furniture/Equipment (Risers, Stands, etc.)	105	\$13,181.37
Percussion Instruments	195	\$12,080.93
Piano/Keyboard Instruments	3	\$7,920.50
Sound Amplification (Microphones, Amplifiers, etc)	3	\$1,200.00
String Instruments	53	\$13,085.18
Woodwind Instruments	7	\$1,995.47
School Totals:	368	\$49,948.97

Hunt, James S. Elementary School	Qty	Amount
Brass Instruments	1	\$580.50
Furniture/Equipment (Risers, Stands, etc.)	27	\$2,123.06
Music Accessories (cases, adapters, attachments, etc.)	1	\$44.09
Percussion Instruments	97	\$6,714.15
Piano/Keyboard Instruments	3	\$32,216.00
Sound Amplification (Microphones, Amplifiers, etc)	1	\$6,278.01
Woodwind Instruments	305	\$1,682.37
School Totals:	435	\$49,638.18

Indian Ridge Middle School	Qty	Amount
Brass Instruments	28	\$33,054.95
Furniture/Equipment (Risers, Stands, etc.)	3	\$336.30
Percussion Instruments	7	\$23,686.90
Woodwind Instruments	29	\$42,918.68

Section 3: Music Equipment by Category

Indian Ridge Middle School	Qty	Amount
School Totals:	67	\$99,996.83

Indian Trace Elementary School	Qty	Amount
Brass Instruments	12	\$2,112.40
Furniture/Equipment (Risers, Stands, etc.)	29	\$10,208.20
Music Accessories (cases, adapters, attachments, etc.)	40	\$2,433.40
Percussion Instruments	50	\$14,730.66
Piano/Keyboard Instruments	1	\$599.40
Sound Amplification (Microphones, Amplifiers, etc)	2	\$6,778.00
String Instruments	62	\$11,942.10
Woodwind Instruments	3	\$1,192.50
School Totals:	199	\$49,996.66

King, Martin Luther (Dr. Martin Luther King, Jr.)	Qty	Amount
Brass Instruments	2	\$485.52
Furniture/Equipment (Risers, Stands, etc.)	22	\$4,436.47
Music Accessories (cases, adapters, attachments, etc.)	12	\$608.72
Percussion Instruments	306	\$27,591.42
Sound Amplification (Microphones, Amplifiers, etc)	4	\$155.44
String Instruments	57	\$16,002.30
School Totals:	403	\$49,279.87

Lake Forest Elementary School	Qty	Amount
Brass Instruments	2	\$1,345.50
Furniture/Equipment (Risers, Stands, etc.)	61	\$4,867.85
Music Accessories (cases, adapters, attachments, etc.)	4	\$185.70
Percussion Instruments	63	\$15,181.25
Sound Amplification (Microphones, Amplifiers, etc)	2	\$12,556.02
String Instruments	19	\$7,987.35
Woodwind Instruments	457	\$7,837.51
School Totals:	608	\$49,961.18

Lakeside Elementary School	Qty	Amount
Brass Instruments	1	\$178.50
Furniture/Equipment (Risers, Stands, etc.)	54	\$15,987.69
Music Accessories (cases, adapters, attachments, etc.)	3	\$141.59
Percussion Instruments	114	\$12,619.27
Piano/Keyboard Instruments	11	\$2,693.40
Sound Amplification (Microphones, Amplifiers, etc)	7	\$8,343.69
String Instruments	35	\$7,972.86
Woodwind Instruments	136	\$2,055.40
School Totals:	361	\$49,992.40

Lauderdale Lakes Middle School	Qty	Amount
Brass Instruments	48	\$42,443.92
Furniture/Equipment (Risers, Stands, etc.)	12	\$892.00
Music Accessories (cases, adapters, attachments, etc.)	496	\$10,427.80

Lauderdale Lakes Middle School	Qty	Amount
Percussion Instruments	13	\$4,001.68
Sound Amplification (Microphones, Amplifiers, etc)	8	\$1,180.00
String Instruments	14	\$9,928.50
Woodwind Instruments	42	\$31,102.49
School Totals:	633	\$99,976.39

Lauderhill 6-12 School	Qty	Amount
Brass Instruments	62	\$89,176.04
Furniture/Equipment (Risers, Stands, etc.)	27	\$30,868.75
Music Accessories (cases, adapters, attachments, etc.)	15	\$5,805.44
Percussion Instruments	85	\$38,060.99
Piano/Keyboard Instruments	1	\$599.99
Sound Amplification (Microphones, Amplifiers, etc)	4	\$1,969.96
String Instruments	2	\$749.98
Woodwind Instruments	267	\$81,732.49
School Totals:	463	\$248,963.64

Lauderhill-Paul Turner Elementary School	Qty	Amount
Furniture/Equipment (Risers, Stands, etc.)	39	\$9,969.75
Percussion Instruments	147	\$8,484.65
Piano/Keyboard Instruments	1	\$24,795.00
Sound Amplification (Microphones, Amplifiers, etc)	1	\$6,278.01
String Instruments	1	\$113.99
Woodwind Instruments	13	\$357.25
School Totals:	202	\$49,998.65

Liberty Elementary School	Qty	Amount
Brass Instruments	8	\$5,382.00
Furniture/Equipment (Risers, Stands, etc.)	84	\$10,745.76
Music Accessories (cases, adapters, attachments, etc.)	2	\$28.28
Percussion Instruments	176	\$16,970.85
Piano/Keyboard Instruments	19	\$4,758.60
Sound Amplification (Microphones, Amplifiers, etc)	2	\$6,653.01
String Instruments	5	\$3,701.35
Woodwind Instruments	85	\$1,692.67
School Totals:	381	\$49,932.52

Lloyd Estates Elementary School	Qty	Amount
Furniture/Equipment (Risers, Stands, etc.)	152	\$22,068.60
Music Accessories (cases, adapters, attachments, etc.)	16	\$728.00
Percussion Instruments	180	\$10,493.46
Piano/Keyboard Instruments	3	\$1,798.20
Sound Amplification (Microphones, Amplifiers, etc)	2	\$6,778.00
String Instruments	31	\$7,467.43
Woodwind Instruments	6	\$653.44
School Totals:	390	\$49,987.13

Section 3: Music Equipment by Category

Lyons Creek Middle School	Qty	Amount
Brass Instruments	39	\$51,042.03
Furniture/Equipment (Risers, Stands, etc.)	6	\$379.78
Music Accessories (cases, adapters, attachments, etc.)	2	\$42.69
Percussion Instruments	8	\$202.27
Piano/Keyboard Instruments	4	\$2,354.96
Sound Amplification (Microphones, Amplifiers, etc)	3	\$1,499.97
Woodwind Instruments	73	\$44,408.63
School Totals:	135	\$99,930.33

Manatee Bay Elementary School	Qty	Amount
Brass Instruments	28	\$7,191.02
Furniture/Equipment (Risers, Stands, etc.)	49	\$7,105.48
Percussion Instruments	98	\$10,367.33
Piano/Keyboard Instruments	1	\$209.40
Sound Amplification (Microphones, Amplifiers, etc)	11	\$1,612.79
String Instruments	67	\$23,193.47
Woodwind Instruments	6	\$318.69
School Totals:	260	\$49,998.18

Maplewood Elementary School	Qty	Amount
Brass Instruments	7	\$3,531.50
Furniture/Equipment (Risers, Stands, etc.)	20	\$13,608.55
Music Accessories (cases, adapters, attachments, etc.)	3	\$41.58
Percussion Instruments	175	\$17,680.88
Sound Amplification (Microphones, Amplifiers, etc)	1	\$6,278.01
String Instruments	4	\$6,705.00
Woodwind Instruments	27	\$2,046.53
School Totals:	237	\$49,892.05

Margate Elementary School	Qty	Amount
Brass Instruments	19	\$9,669.77
Furniture/Equipment (Risers, Stands, etc.)	9	\$4,259.41
Music Accessories (cases, adapters, attachments, etc.)	4	\$185.70
Percussion Instruments	305	\$20,850.31
String Instruments	29	\$13,156.29
Woodwind Instruments	119	\$1,805.24
School Totals:	485	\$49,926.72

Margate Middle School	Qty	Amount
Brass Instruments	41	\$31,035.50
Furniture/Equipment (Risers, Stands, etc.)	188	\$12,138.84
Music Accessories (cases, adapters, attachments, etc.)	10	\$3,907.02
Percussion Instruments	19	\$17,199.09
Piano/Keyboard Instruments	1	\$599.99
Sound Amplification (Microphones, Amplifiers, etc)	5	\$5,845.46
String Instruments	2	\$799.98
Woodwind Instruments	62	\$28,338.60

Margate Middle School	Qty	Amount
School Totals:	328	\$99,864.48

Markham, C. Robert Elementary School	Qty	Amount
Brass Instruments	15	\$1,499.85
Furniture/Equipment (Risers, Stands, etc.)	9	\$677.43
Music Accessories (cases, adapters, attachments, etc.)	16	\$765.60
Percussion Instruments	177	\$13,810.38
Piano/Keyboard Instruments	1	\$24,795.00
Sound Amplification (Microphones, Amplifiers, etc)	1	\$6,278.00
String Instruments	19	\$2,107.00
School Totals:	238	\$49,933.26

McArthur High School	Qty	Amount
Brass Instruments	52	\$139,631.94
Furniture/Equipment (Risers, Stands, etc.)	45	\$3,309.05
Music Accessories (cases, adapters, attachments, etc.)	104	\$4,247.62
Percussion Instruments	125	\$48,950.87
Piano/Keyboard Instruments	2	\$2,899.99
Sound Amplification (Microphones, Amplifiers, etc)	12	\$11,420.06
String Instruments	1	\$499.99
Woodwind Instruments	41	\$88,911.07
School Totals:	382	\$299,870.59

McNab Elementary School	Qty	Amount
Furniture/Equipment (Risers, Stands, etc.)	116	\$17,089.01
Music Accessories (cases, adapters, attachments, etc.)	31	\$3,364.36
Percussion Instruments	185	\$19,415.95
Piano/Keyboard Instruments	2	\$2,331.59
Sound Amplification (Microphones, Amplifiers, etc)	116	\$1,919.49
String Instruments	13	\$3,093.44
Woodwind Instruments	1	\$213.15
School Totals:	464	\$47,426.99

McNicol Middle School	Qty	Amount
Furniture/Equipment (Risers, Stands, etc.)	1	\$19,000.00
Sound Amplification (Microphones, Amplifiers, etc)	2	\$81,000.00
School Totals:	3	\$100,000.00

Meadowbrook Elementary School	Qty	Amount
Brass Instruments	4	\$1,702.50
Furniture/Equipment (Risers, Stands, etc.)	102	\$11,350.92
Music Accessories (cases, adapters, attachments, etc.)	16	\$2,424.76
Percussion Instruments	77	\$3,102.42
Piano/Keyboard Instruments	25	\$5,235.00
Sound Amplification (Microphones, Amplifiers, etc)	31	\$11,563.37
String Instruments	46	\$12,005.76
Woodwind Instruments	6	\$1,472.23

Section 3: Music Equipment by Category

Meadowbrook Elementary School	Qty	Amount
School Totals:	307	\$48,856.96

Millennium 6-12 Collegiate Academy	Qty	Amount
Brass Instruments	56	\$52,915.04
Furniture/Equipment (Risers, Stands, etc.)	2	\$147.90
Music Accessories (cases, adapters, attachments, etc.)	3	\$424.70
Percussion Instruments	3	\$7,399.40
Sound Amplification (Microphones, Amplifiers, etc)	1	\$899.99
Woodwind Instruments	48	\$37,981.60
School Totals:	113	\$99,768.63

Miramar Elementary School	Qty	Amount
Brass Instruments	14	\$4,934.10
Furniture/Equipment (Risers, Stands, etc.)	32	\$12,220.06
Music Accessories (cases, adapters, attachments, etc.)	1	\$13.30
Percussion Instruments	111	\$13,792.26
Piano/Keyboard Instruments	1	\$549.45
String Instruments	60	\$16,226.50
Woodwind Instruments	5	\$2,263.50
School Totals:	224	\$49,999.17

Miramar High School	Qty	Amount
Brass Instruments	102	\$154,533.65
Furniture/Equipment (Risers, Stands, etc.)	30	\$20,342.11
Music Accessories (cases, adapters, attachments, etc.)	370	\$6,345.54
Percussion Instruments	17	\$7,489.71
Piano/Keyboard Instruments	4	\$2,354.96
Sound Amplification (Microphones, Amplifiers, etc)	4	\$2,549.96
String Instruments	2	\$799.98
Woodwind Instruments	125	\$99,959.34
School Totals:	654	\$294,375.25

Mirror Lake Elementary School	Qty	Amount
Furniture/Equipment (Risers, Stands, etc.)	63	\$9,312.03
Music Accessories (cases, adapters, attachments, etc.)	20	\$881.80
Percussion Instruments	251	\$23,036.26
Piano/Keyboard Instruments	3	\$1,018.20
Sound Amplification (Microphones, Amplifiers, etc)	4	\$7,877.99
String Instruments	30	\$6,068.48
Woodwind Instruments	301	\$1,800.74
School Totals:	672	\$49,995.50

Monarch High School	Qty	Amount
Brass Instruments	45	\$132,300.21
Furniture/Equipment (Risers, Stands, etc.)	14	\$15,473.57
Music Accessories (cases, adapters, attachments, etc.)	9	\$1,062.47
Percussion Instruments	36	\$56,688.47

Monarch High School	Qty	Amount
Piano/Keyboard Instruments	25	\$5,374.50
Sound Amplification (Microphones, Amplifiers, etc)	7	\$3,870.35
Woodwind Instruments	33	\$76,050.32
School Totals:	169	\$290,819.89

New Renaissance Middle School	Qty	Amount
Brass Instruments	38	\$30,807.75
Furniture/Equipment (Risers, Stands, etc.)	5	\$649.00
Music Accessories (cases, adapters, attachments, etc.)	20	\$777.43
Percussion Instruments	27	\$13,421.44
Piano/Keyboard Instruments	2	\$1,177.48
Sound Amplification (Microphones, Amplifiers, etc)	2	\$749.98
String Instruments	1	\$262.49
Woodwind Instruments	63	\$52,153.26
School Totals:	158	\$99,998.83

New River Middle School	Qty	Amount
Brass Instruments	35	\$57,225.30
Furniture/Equipment (Risers, Stands, etc.)	2	\$72.94
Piano/Keyboard Instruments	1	\$154.98
Woodwind Instruments	38	\$42,533.47
School Totals:	76	\$99,986.69

Nob Hill Elementary School	Qty	Amount
Brass Instruments	14	\$1,093.46
Furniture/Equipment (Risers, Stands, etc.)	18	\$1,590.79
Music Accessories (cases, adapters, attachments, etc.)	11	\$365.99
Percussion Instruments	126	\$7,671.26
Piano/Keyboard Instruments	3	\$25,603.80
Sound Amplification (Microphones, Amplifiers, etc)	3	\$7,328.01
String Instruments	13	\$5,061.18
Woodwind Instruments	9	\$1,282.03
School Totals:	197	\$49,996.52

Norcrest Elementary School	Qty	Amount
Brass Instruments	15	\$1,150.35
Furniture/Equipment (Risers, Stands, etc.)	80	\$13,785.26
Music Accessories (cases, adapters, attachments, etc.)	4	\$318.20
Percussion Instruments	669	\$25,587.91
Sound Amplification (Microphones, Amplifiers, etc)	5	\$8,078.01
String Instruments	15	\$1,079.85
School Totals:	788	\$49,999.58

North Andrews Gardens Elementary School	Qty	Amount
Brass Instruments	14	\$20,279.60
Furniture/Equipment (Risers, Stands, etc.)	5	\$8,308.73
Music Accessories (cases, adapters, attachments, etc.)	47	\$3,687.60

Section 3: Music Equipment by Category

North Andrews Gardens Elementary School	Qty	Amount
Percussion Instruments	3	\$1,467.10
Piano/Keyboard Instruments	3	\$1,799.97
Sound Amplification (Microphones, Amplifiers, etc)	1	\$499.99
String Instruments	43	\$4,650.00
Woodwind Instruments	10	\$9,140.81
School Totals:	126	\$49,833.80

North Fork Elementary School	Qty	Amount
Brass Instruments	20	\$1,533.80
Furniture/Equipment (Risers, Stands, etc.)	83	\$7,795.11
Percussion Instruments	95	\$13,021.15
Piano/Keyboard Instruments	11	\$6,093.90
Sound Amplification (Microphones, Amplifiers, etc)	5	\$2,099.99
String Instruments	40	\$11,645.98
Woodwind Instruments	3	\$1,192.50
School Totals:	257	\$43,382.43

North Lauderdale Elementary School	Qty	Amount
Furniture/Equipment (Risers, Stands, etc.)	53	\$15,774.93
Percussion Instruments	47	\$6,596.01
Piano/Keyboard Instruments	2	\$25,344.45
Sound Amplification (Microphones, Amplifiers, etc)	5	\$381.39
String Instruments	6	\$1,902.50
School Totals:	113	\$49,999.28

North Side Elementary School	Qty	Amount
Brass Instruments	29	\$5,351.50
Furniture/Equipment (Risers, Stands, etc.)	55	\$6,456.87
Music Accessories (cases, adapters, attachments, etc.)	6	\$477.30
Percussion Instruments	301	\$15,787.67
Piano/Keyboard Instruments	3	\$1,798.20
Sound Amplification (Microphones, Amplifiers, etc)	2	\$6,778.00
String Instruments	50	\$10,594.20
Woodwind Instruments	500	\$2,395.00
School Totals:	946	\$49,638.74

Northeast High School	Qty	Amount
Brass Instruments	92	\$168,114.50
Furniture/Equipment (Risers, Stands, etc.)	7	\$1,688.34
Music Accessories (cases, adapters, attachments, etc.)	51	\$1,514.03
Percussion Instruments	33	\$27,289.87
Sound Amplification (Microphones, Amplifiers, etc)	2	\$749.98
String Instruments	4	\$3,694.98
Woodwind Instruments	85	\$96,525.94
School Totals:	274	\$299,577.64

Nova Blanche Forman Elementary School	Qty	Amount
Furniture/Equipment (Risers, Stands, etc.)	40	\$2,181.60

Nova Blanche Forman Elementary School	Qty	Amount
Music Accessories (cases, adapters, attachments, etc.)	30	\$1,173.00
Percussion Instruments	64	\$17,557.26
Piano/Keyboard Instruments	10	\$9,096.79
Sound Amplification (Microphones, Amplifiers, etc)	2	\$12,556.02
String Instruments	60	\$5,071.50
Woodwind Instruments	149	\$2,362.51
School Totals:	355	\$49,998.68

Nova High School	Qty	Amount
Brass Instruments	33	\$80,912.20
Furniture/Equipment (Risers, Stands, etc.)	134	\$34,095.36
Music Accessories (cases, adapters, attachments, etc.)	86	\$11,472.78
Percussion Instruments	143	\$51,338.01
Piano/Keyboard Instruments	44	\$19,346.39
Sound Amplification (Microphones, Amplifiers, etc)	16	\$12,096.00
String Instruments	1	\$1,049.00
Woodwind Instruments	51	\$85,761.54
School Totals:	508	\$296,071.28

Nova Middle School	Qty	Amount
Brass Instruments	46	\$71,915.13
Percussion Instruments	1	\$138.70
Woodwind Instruments	21	\$27,918.27
School Totals:	68	\$99,972.10

Oakland Park Elementary School	Qty	Amount
Brass Instruments	5	\$3,087.00
Furniture/Equipment (Risers, Stands, etc.)	52	\$4,746.51
Percussion Instruments	891	\$26,163.23
Piano/Keyboard Instruments	1	\$599.40
Sound Amplification (Microphones, Amplifiers, etc)	2	\$750.00
String Instruments	4	\$651.46
Woodwind Instruments	700	\$3,353.00
School Totals:	1,655	\$39,350.60

Oakridge Elementary School	Qty	Amount
Furniture/Equipment (Risers, Stands, etc.)	10	\$5,269.39
Percussion Instruments	65	\$5,815.36
Piano/Keyboard Instruments	1	\$24,795.00
Sound Amplification (Microphones, Amplifiers, etc)	1	\$6,278.01
String Instruments	57	\$7,601.85
Woodwind Instruments	50	\$239.50
School Totals:	184	\$49,999.11

Orange Brook Elementary School	Qty	Amount
Brass Instruments	6	\$1,456.56
Furniture/Equipment (Risers, Stands, etc.)	105	\$7,358.82
Music Accessories (cases, adapters, attachments, etc.)	4	\$185.70
Percussion Instruments	319	\$22,601.94

Section 3: Music Equipment by Category

Orange Brook Elementary School	Qty	Amount
Piano/Keyboard Instruments	11	\$2,643.45
Sound Amplification (Microphones, Amplifiers, etc)	8	\$7,734.41
String Instruments	18	\$6,786.94
Woodwind Instruments	164	\$1,218.36
School Totals:	635	\$49,986.18

Palm Cove Elementary School	Qty	Amount
Furniture/Equipment (Risers, Stands, etc.)	14	\$798.16
Percussion Instruments	21	\$5,584.46
Piano/Keyboard Instruments	2	\$25,004.40
Sound Amplification (Microphones, Amplifiers, etc)	1	\$375.00
String Instruments	50	\$16,408.50
Woodwind Instruments	220	\$1,565.36
School Totals:	308	\$49,735.88

Panther Run Elementary School	Qty	Amount
Brass Instruments	41	\$10,277.89
Furniture/Equipment (Risers, Stands, etc.)	9	\$1,791.89
Music Accessories (cases, adapters, attachments, etc.)	1	\$509.00
Percussion Instruments	128	\$7,872.17
Sound Amplification (Microphones, Amplifiers, etc)	4	\$13,756.02
String Instruments	61	\$15,393.48
Woodwind Instruments	28	\$399.48
School Totals:	272	\$49,999.93

Park Lakes Elementary School	Qty	Amount
Brass Instruments	15	\$1,150.35
Furniture/Equipment (Risers, Stands, etc.)	33	\$2,313.06
Music Accessories (cases, adapters, attachments, etc.)	9	\$326.10
Percussion Instruments	116	\$7,379.77
Piano/Keyboard Instruments	1	\$24,795.00
Sound Amplification (Microphones, Amplifiers, etc)	4	\$7,603.00
String Instruments	30	\$6,324.63
School Totals:	208	\$49,891.91

Park Ridge Elementary School	Qty	Amount
Furniture/Equipment (Risers, Stands, etc.)	80	\$16,584.97
Music Accessories (cases, adapters, attachments, etc.)	23	\$4,891.00
Percussion Instruments	58	\$10,914.01
Piano/Keyboard Instruments	2	\$1,138.00
Sound Amplification (Microphones, Amplifiers, etc)	36	\$11,244.99
String Instruments	2	\$3,352.50
Woodwind Instruments	103	\$1,692.50
School Totals:	304	\$49,817.97

Park Springs Elementary School	Qty	Amount
Brass Instruments	7	\$2,380.40

Park Springs Elementary School	Qty	Amount
Furniture/Equipment (Risers, Stands, etc.)	59	\$7,050.33
Music Accessories (cases, adapters, attachments, etc.)	7	\$207.48
Percussion Instruments	160	\$13,201.42
Piano/Keyboard Instruments	2	\$1,098.90
Sound Amplification (Microphones, Amplifiers, etc)	6	\$7,566.00
String Instruments	64	\$8,470.64
Woodwind Instruments	104	\$1,332.07
School Totals:	409	\$41,307.24

Park Trails Elementary School	Qty	Amount
Furniture/Equipment (Risers, Stands, etc.)	17	\$4,183.00
Music Accessories (cases, adapters, attachments, etc.)	24	\$4,166.00
Percussion Instruments	55	\$5,697.79
Sound Amplification (Microphones, Amplifiers, etc)	33	\$19,762.00
String Instruments	14	\$3,144.68
Woodwind Instruments	184	\$1,089.72
School Totals:	327	\$38,043.19

Parkside Elementary School	Qty	Amount
Brass Instruments	12	\$6,690.78
Furniture/Equipment (Risers, Stands, etc.)	3	\$2,216.60
Percussion Instruments	78	\$17,654.69
Piano/Keyboard Instruments	1	\$599.40
Sound Amplification (Microphones, Amplifiers, etc)	1	\$375.00
String Instruments	41	\$21,920.22
Woodwind Instruments	1	\$535.50
School Totals:	137	\$49,992.19

Parkway Middle School	Qty	Amount
Music Accessories (cases, adapters, attachments, etc.)	13	\$174.00
Percussion Instruments	10	\$40.00
String Instruments	27	\$4,784.00
School Totals:	50	\$4,998.00

Pembroke Lakes Elementary School	Qty	Amount
Brass Instruments	3	\$1,741.50
Furniture/Equipment (Risers, Stands, etc.)	75	\$9,366.42
Music Accessories (cases, adapters, attachments, etc.)	3	\$173.93
Percussion Instruments	99	\$9,008.28
Piano/Keyboard Instruments	19	\$11,371.98
Sound Amplification (Microphones, Amplifiers, etc)	4	\$7,603.00
String Instruments	35	\$8,994.46
Woodwind Instruments	12	\$1,697.60
School Totals:	250	\$49,957.17

Pembroke Pines Elementary School	Qty	Amount
Brass Instruments	5	\$3,456.00

Section 3: Music Equipment by Category

Pembroke Pines Elementary School	Qty	Amount
Furniture/Equipment (Risers, Stands, etc.)	57	\$7,600.64
Percussion Instruments	92	\$11,783.96
Piano/Keyboard Instruments	2	\$25,394.99
String Instruments	1	\$71.99
Woodwind Instruments	103	\$1,691.50
School Totals:	260	\$49,999.08

Perry, Annabel C. Elementary School	Qty	Amount
Brass Instruments	34	\$26,856.60
Music Accessories (cases, adapters, attachments, etc.)	5	\$171.58
Percussion Instruments	3	\$707.55
Woodwind Instruments	38	\$22,255.95
School Totals:	80	\$49,991.68

Peters Elementary School	Qty	Amount
Brass Instruments	2	\$1,345.50
Furniture/Equipment (Risers, Stands, etc.)	5	\$2,866.50
Music Accessories (cases, adapters, attachments, etc.)	3	\$117.30
Percussion Instruments	7	\$6,208.67
Piano/Keyboard Instruments	1	\$24,795.00
Sound Amplification (Microphones, Amplifiers, etc)	3	\$7,478.01
String Instruments	31	\$4,638.60
Woodwind Instruments	336	\$2,546.64
School Totals:	388	\$49,996.22

Pines Lakes Elementary School	Qty	Amount
Brass Instruments	9	\$4,017.02
Furniture/Equipment (Risers, Stands, etc.)	29	\$9,225.11
Percussion Instruments	86	\$13,489.79
Sound Amplification (Microphones, Amplifiers, etc)	1	\$6,278.01
String Instruments	57	\$16,382.24
Woodwind Instruments	63	\$576.47
School Totals:	245	\$49,968.64

Pines Middle School	Qty	Amount
Brass Instruments	36	\$51,439.08
Percussion Instruments	3	\$5,007.50
Sound Amplification (Microphones, Amplifiers, etc)	2	\$649.98
Woodwind Instruments	51	\$42,901.27
School Totals:	92	\$99,997.83

Pinewood Elementary School	Qty	Amount
Furniture/Equipment (Risers, Stands, etc.)	66	\$15,976.86
Music Accessories (cases, adapters, attachments, etc.)	2	\$26.60
Percussion Instruments	122	\$17,485.55
Piano/Keyboard Instruments	2	\$7,421.00
Sound Amplification (Microphones, Amplifiers, etc)	2	\$6,653.01
Woodwind Instruments	3	\$1,192.50

Pinewood Elementary School	Qty	Amount
School Totals:	197	\$48,755.52

Pioneer Middle School	Qty	Amount
Brass Instruments	17	\$31,429.36
Percussion Instruments	3	\$8,489.44
Woodwind Instruments	39	\$59,980.20
School Totals:	59	\$99,899.00

Piper High School	Qty	Amount
Brass Instruments	65	\$177,309.55
Furniture/Equipment (Risers, Stands, etc.)	18	\$4,361.96
Music Accessories (cases, adapters, attachments, etc.)	48	\$2,519.23
Percussion Instruments	31	\$31,563.00
Piano/Keyboard Instruments	11	\$3,103.87
Sound Amplification (Microphones, Amplifiers, etc)	19	\$5,353.31
String Instruments	2	\$799.98
Woodwind Instruments	51	\$74,879.95
School Totals:	245	\$299,890.85

Plantation Elementary School	Qty	Amount
Brass Instruments	2	\$485.52
Furniture/Equipment (Risers, Stands, etc.)	123	\$14,572.49
Music Accessories (cases, adapters, attachments, etc.)	9	\$190.03
Percussion Instruments	142	\$9,855.74
Piano/Keyboard Instruments	15	\$3,871.05
Sound Amplification (Microphones, Amplifiers, etc)	5	\$8,327.99
String Instruments	38	\$12,071.95
Woodwind Instruments	81	\$623.69
School Totals:	415	\$49,998.46

Plantation High School	Qty	Amount
Brass Instruments	56	\$99,600.50
Furniture/Equipment (Risers, Stands, etc.)	100	\$24,520.26
Music Accessories (cases, adapters, attachments, etc.)	44	\$3,031.87
Percussion Instruments	59	\$62,155.40
Piano/Keyboard Instruments	3	\$5,590.00
Sound Amplification (Microphones, Amplifiers, etc)	32	\$16,403.00
Woodwind Instruments	67	\$88,698.95
School Totals:	361	\$299,999.98

Plantation Middle School	Qty	Amount
Brass Instruments	48	\$51,603.75
Music Accessories (cases, adapters, attachments, etc.)	15	\$645.41
Percussion Instruments	19	\$14,869.06
Woodwind Instruments	47	\$31,936.58
School Totals:	129	\$99,054.80

Plantation Park Elementary School	Qty	Amount
Brass Instruments	12	\$1,689.10

Section 3: Music Equipment by Category

Plantation Park Elementary School	Qty	Amount
Furniture/Equipment (Risers, Stands, etc.)	19	\$2,345.79
Music Accessories (cases, adapters, attachments, etc.)	2	\$107.99
Percussion Instruments	345	\$25,219.12
Piano/Keyboard Instruments	1	\$599.99
Sound Amplification (Microphones, Amplifiers, etc)	5	\$8,327.99
String Instruments	45	\$8,962.40
Woodwind Instruments	216	\$2,568.84
School Totals:	645	\$49,821.22

Pompano Beach Elementary School	Qty	Amount
Brass Instruments	2	\$485.52
Furniture/Equipment (Risers, Stands, etc.)	10	\$1,567.87
Music Accessories (cases, adapters, attachments, etc.)	5	\$920.40
Percussion Instruments	193	\$20,972.02
Piano/Keyboard Instruments	4	\$14,742.10
Sound Amplification (Microphones, Amplifiers, etc)	3	\$482.62
String Instruments	26	\$7,948.19
Woodwind Instruments	134	\$942.80
School Totals:	377	\$48,061.52

Pompano Beach High School	Qty	Amount
Brass Instruments	71	\$101,905.17
Furniture/Equipment (Risers, Stands, etc.)	293	\$22,142.80
Music Accessories (cases, adapters, attachments, etc.)	115	\$7,913.52
Percussion Instruments	113	\$53,552.10
Piano/Keyboard Instruments	2	\$4,181.20
Sound Amplification (Microphones, Amplifiers, etc)	6	\$2,176.95
String Instruments	136	\$26,167.62
Woodwind Instruments	48	\$81,953.14
School Totals:	784	\$299,992.50

Quiet Waters Elementary School	Qty	Amount
Brass Instruments	2	\$485.52
Furniture/Equipment (Risers, Stands, etc.)	100	\$10,820.68
Music Accessories (cases, adapters, attachments, etc.)	4	\$683.12
Percussion Instruments	209	\$18,773.18
Piano/Keyboard Instruments	1	\$549.45
Sound Amplification (Microphones, Amplifiers, etc)	6	\$7,880.81
String Instruments	31	\$2,406.20
Woodwind Instruments	250	\$1,197.50
School Totals:	603	\$42,796.46

Ramblewood Elementary School	Qty	Amount
Brass Instruments	11	\$4,482.03
Furniture/Equipment (Risers, Stands, etc.)	84	\$7,151.91
Percussion Instruments	176	\$15,569.45

Ramblewood Elementary School	Qty	Amount
Sound Amplification (Microphones, Amplifiers, etc)	1	\$6,278.01
String Instruments	72	\$14,790.05
Woodwind Instruments	4	\$1,728.00
School Totals:	348	\$49,999.45

Ramblewood Middle School	Qty	Amount
Brass Instruments	16	\$37,856.08
Percussion Instruments	2	\$11,059.80
Woodwind Instruments	16	\$51,077.22
School Totals:	34	\$99,993.10

Riverglades Elementary School	Qty	Amount
Brass Instruments	1	\$242.76
Furniture/Equipment (Risers, Stands, etc.)	76	\$9,500.37
Music Accessories (cases, adapters, attachments, etc.)	25	\$955.50
Percussion Instruments	238	\$10,011.48
Piano/Keyboard Instruments	2	\$1,199.98
Sound Amplification (Microphones, Amplifiers, etc)	4	\$7,828.00
String Instruments	90	\$19,931.95
Woodwind Instruments	1	\$328.50
School Totals:	437	\$49,998.54

Riverland Elementary School	Qty	Amount
Brass Instruments	1	\$76.69
Furniture/Equipment (Risers, Stands, etc.)	87	\$5,551.98
Music Accessories (cases, adapters, attachments, etc.)	6	\$370.92
Percussion Instruments	273	\$12,035.17
Piano/Keyboard Instruments	2	\$1,148.85
Sound Amplification (Microphones, Amplifiers, etc)	4	\$13,281.01
String Instruments	41	\$12,759.91
Woodwind Instruments	802	\$4,665.08
School Totals:	1,216	\$49,889.61

Riverside Elementary School	Qty	Amount
Brass Instruments	4	\$889.00
Furniture/Equipment (Risers, Stands, etc.)	24	\$2,627.41
Percussion Instruments	98	\$10,696.55
Piano/Keyboard Instruments	2	\$25,394.40
Sound Amplification (Microphones, Amplifiers, etc)	3	\$7,277.99
String Instruments	30	\$2,159.70
Woodwind Instruments	56	\$954.20
School Totals:	217	\$49,999.25

Royal Palm Elementary School	Qty	Amount
Brass Instruments	20	\$1,533.80
Furniture/Equipment (Risers, Stands, etc.)	83	\$7,795.11
Percussion Instruments	96	\$11,576.95
Piano/Keyboard Instruments	11	\$6,093.90
Sound Amplification (Microphones, Amplifiers, etc)	6	\$8,578.00

Section 3: Music Equipment by Category

Royal Palm Elementary School	Qty	Amount
String Instruments	39	\$10,665.99
Woodwind Instruments	3	\$1,192.50
School Totals:	258	\$47,436.25

Sanders Park Elementary School	Qty	Amount
Furniture/Equipment (Risers, Stands, etc.)	15	\$4,737.00
Percussion Instruments	2	\$1,632.00
Piano/Keyboard Instruments	2	\$25,394.40
Sound Amplification (Microphones, Amplifiers, etc)	8	\$15,656.00
String Instruments	8	\$2,545.96
Woodwind Instruments	2	\$28.74
School Totals:	37	\$49,994.10

Sandpiper Elementary School	Qty	Amount
Brass Instruments	3	\$1,741.50
Furniture/Equipment (Risers, Stands, etc.)	62	\$8,837.86
Music Accessories (cases, adapters, attachments, etc.)	1	\$14.14
Percussion Instruments	178	\$13,297.16
Piano/Keyboard Instruments	5	\$2,797.79
Sound Amplification (Microphones, Amplifiers, etc)	5	\$8,152.98
String Instruments	8	\$13,410.00
Woodwind Instruments	3	\$1,192.50
School Totals:	265	\$49,443.93

Sawgrass Elementary School	Qty	Amount
Brass Instruments	2	\$1,345.50
Furniture/Equipment (Risers, Stands, etc.)	8	\$2,337.90
Music Accessories (cases, adapters, attachments, etc.)	8	\$229.05
Percussion Instruments	81	\$7,926.27
Piano/Keyboard Instruments	1	\$24,795.00
Sound Amplification (Microphones, Amplifiers, etc)	1	\$450.00
String Instruments	38	\$12,202.29
Woodwind Instruments	143	\$713.57
School Totals:	282	\$49,999.58

Sawgrass Springs Middle School	Qty	Amount
Brass Instruments	15	\$48,204.86
Furniture/Equipment (Risers, Stands, etc.)	69	\$5,715.87
Music Accessories (cases, adapters, attachments, etc.)	1	\$96.95
String Instruments	42	\$18,583.50
Woodwind Instruments	8	\$27,393.83
School Totals:	135	\$99,995.01

Sea Castle Elementary School	Qty	Amount
Brass Instruments	5	\$2,555.00
Furniture/Equipment (Risers, Stands, etc.)	6	\$373.29
Music Accessories (cases, adapters, attachments, etc.)	3	\$132.27
Percussion Instruments	80	\$11,375.34

Sea Castle Elementary School	Qty	Amount
Piano/Keyboard Instruments	1	\$24,795.00
Sound Amplification (Microphones, Amplifiers, etc)	6	\$6,809.40
String Instruments	30	\$3,634.80
School Totals:	131	\$49,675.10

Seminole Middle School	Qty	Amount
Brass Instruments	38	\$65,815.88
Music Accessories (cases, adapters, attachments, etc.)	4	\$232.40
Woodwind Instruments	15	\$33,941.52
School Totals:	57	\$99,989.80

Sheridan Hills Elementary School	Qty	Amount
Furniture/Equipment (Risers, Stands, etc.)	58	\$6,451.34
Music Accessories (cases, adapters, attachments, etc.)	1	\$44.09
Percussion Instruments	203	\$12,387.19
Piano/Keyboard Instruments	2	\$7,421.00
Sound Amplification (Microphones, Amplifiers, etc)	1	\$6,278.01
String Instruments	66	\$14,971.37
Woodwind Instruments	38	\$2,445.90
School Totals:	369	\$49,998.90

Sheridan Park Elementary School	Qty	Amount
Brass Instruments	8	\$5,382.00
Furniture/Equipment (Risers, Stands, etc.)	97	\$8,474.12
Music Accessories (cases, adapters, attachments, etc.)	2	\$28.28
Percussion Instruments	197	\$19,593.20
Piano/Keyboard Instruments	1	\$549.45
Sound Amplification (Microphones, Amplifiers, etc)	4	\$7,828.00
String Instruments	54	\$6,062.79
Woodwind Instruments	61	\$2,079.26
School Totals:	424	\$49,997.10

Silver Lakes Elementary School	Qty	Amount
Brass Instruments	40	\$3,867.15
Furniture/Equipment (Risers, Stands, etc.)	34	\$6,986.22
Music Accessories (cases, adapters, attachments, etc.)	4	\$447.00
Percussion Instruments	229	\$18,838.30
Sound Amplification (Microphones, Amplifiers, etc)	21	\$13,596.85
String Instruments	5	\$3,056.37
Woodwind Instruments	302	\$2,605.23
School Totals:	635	\$49,397.12

Silver Lakes Middle School	Qty	Amount
Brass Instruments	40	\$46,078.02
Furniture/Equipment (Risers, Stands, etc.)	1	\$38.95
Percussion Instruments	21	\$17,691.24
Piano/Keyboard Instruments	1	\$577.49

Section 3: Music Equipment by Category

Silver Lakes Middle School	Qty	Amount
Sound Amplification (Microphones, Amplifiers, etc)	1	\$899.99
Woodwind Instruments	58	\$34,576.63
School Totals:	122	\$99,862.32

Silver Palms Elementary School	Qty	Amount
Brass Instruments	1	\$580.50
Furniture/Equipment (Risers, Stands, etc.)	36	\$7,358.51
Percussion Instruments	110	\$8,199.94
Piano/Keyboard Instruments	1	\$24,795.00
Sound Amplification (Microphones, Amplifiers, etc)	6	\$6,909.41
String Instruments	6	\$1,504.57
Woodwind Instruments	45	\$537.91
School Totals:	205	\$49,885.84

Silver Ridge Elementary School	Qty	Amount
Brass Instruments	2	\$1,007.76
Furniture/Equipment (Risers, Stands, etc.)	124	\$20,493.60
Music Accessories (cases, adapters, attachments, etc.)	2	\$28.28
Percussion Instruments	153	\$15,882.92
Piano/Keyboard Instruments	2	\$1,098.90
Sound Amplification (Microphones, Amplifiers, etc)	2	\$724.99
String Instruments	24	\$8,984.38
Woodwind Instruments	58	\$1,778.31
School Totals:	367	\$49,999.14

Silver Shores Elementary School	Qty	Amount
Brass Instruments	3	\$1,524.00
Furniture/Equipment (Risers, Stands, etc.)	40	\$3,034.90
Music Accessories (cases, adapters, attachments, etc.)	7	\$164.39
Percussion Instruments	51	\$8,685.84
Piano/Keyboard Instruments	1	\$24,795.00
Sound Amplification (Microphones, Amplifiers, etc)	1	\$6,278.01
String Instruments	27	\$3,347.49
Woodwind Instruments	25	\$2,132.28
School Totals:	155	\$49,961.91

Silver Trail Middle School	Qty	Amount
Brass Instruments	26	\$46,823.30
Furniture/Equipment (Risers, Stands, etc.)	6	\$603.83
Percussion Instruments	24	\$6,613.01
Piano/Keyboard Instruments	2	\$1,177.48
Sound Amplification (Microphones, Amplifiers, etc)	3	\$1,049.97
String Instruments	2	\$3,862.00
Woodwind Instruments	20	\$39,869.46
School Totals:	83	\$99,999.05

South Plantation High School	Qty	Amount
Brass Instruments	51	\$143,832.14

South Plantation High School	Qty	Amount
Furniture/Equipment (Risers, Stands, etc.)	16	\$4,867.16
Music Accessories (cases, adapters, attachments, etc.)	25	\$1,514.80
Percussion Instruments	40	\$37,075.65
Piano/Keyboard Instruments	2	\$1,177.48
Sound Amplification (Microphones, Amplifiers, etc)	5	\$1,649.95
String Instruments	6	\$5,461.96
Woodwind Instruments	57	\$104,412.16
School Totals:	202	\$299,991.30

Stephen Foster Elementary School	Qty	Amount
Brass Instruments	4	\$1,497.50
Furniture/Equipment (Risers, Stands, etc.)	78	\$15,834.98
Music Accessories (cases, adapters, attachments, etc.)	2	\$56.88
Percussion Instruments	236	\$20,549.32
String Instruments	52	\$9,762.20
Woodwind Instruments	26	\$1,745.02
School Totals:	398	\$49,445.90

Stirling Elementary School	Qty	Amount
Brass Instruments	13	\$5,765.45
Furniture/Equipment (Risers, Stands, etc.)	100	\$15,892.24
Music Accessories (cases, adapters, attachments, etc.)	1	\$44.09
Percussion Instruments	278	\$21,900.56
Piano/Keyboard Instruments	1	\$549.45
String Instruments	4	\$3,813.89
Woodwind Instruments	108	\$2,034.05
School Totals:	505	\$49,999.73

Stoneman Douglas High School	Qty	Amount
Brass Instruments	28	\$97,033.35
Furniture/Equipment (Risers, Stands, etc.)	2	\$2,876.30
Music Accessories (cases, adapters, attachments, etc.)	48	\$6,851.74
Percussion Instruments	28	\$43,672.25
Piano/Keyboard Instruments	1	\$995.00
Sound Amplification (Microphones, Amplifiers, etc)	9	\$8,289.92
String Instruments	105	\$48,362.53
Woodwind Instruments	18	\$91,919.11
School Totals:	239	\$300,000.20

Stranahan High School	Qty	Amount
Brass Instruments	35	\$50,689.74
Furniture/Equipment (Risers, Stands, etc.)	4	\$173.00
Music Accessories (cases, adapters, attachments, etc.)	148	\$8,264.84
Percussion Instruments	25	\$4,386.24
Piano/Keyboard Instruments	3	\$75.00
Sound Amplification (Microphones, Amplifiers, etc)	16	\$3,118.00
String Instruments	1	\$155.52

Section 3: Music Equipment by Category

Stranahan High School	Qty	Amount
Woodwind Instruments	39	\$26,861.55
School Totals:	271	\$93,723.89

Sunland Park Academy	Qty	Amount
Furniture/Equipment (Risers, Stands, etc.)	8	\$2,936.61
Percussion Instruments	311	\$20,473.85
Piano/Keyboard Instruments	1	\$6,821.60
Sound Amplification (Microphones, Amplifiers, etc.)	2	\$6,728.01
String Instruments	48	\$10,399.03
Woodwind Instruments	166	\$2,640.41
School Totals:	536	\$49,999.51

Sunrise Middle School	Qty	Amount
Brass Instruments	23	\$49,312.40
Furniture/Equipment (Risers, Stands, etc.)	2	\$798.00
Music Accessories (cases, adapters, attachments, etc.)	1	\$3,024.36
Percussion Instruments	1	\$4,752.00
Sound Amplification (Microphones, Amplifiers, etc.)	4	\$1,849.96
Woodwind Instruments	25	\$40,262.71
School Totals:	56	\$99,999.43

Sunset Lakes Elementary School	Qty	Amount
Brass Instruments	3	\$666.75
Furniture/Equipment (Risers, Stands, etc.)	97	\$7,385.89
Music Accessories (cases, adapters, attachments, etc.)	15	\$586.50
Percussion Instruments	48	\$12,668.94
Sound Amplification (Microphones, Amplifiers, etc.)	2	\$6,653.01
String Instruments	63	\$22,037.90
School Totals:	228	\$49,998.99

Sunshine Elementary School	Qty	Amount
Brass Instruments	6	\$2,863.50
Furniture/Equipment (Risers, Stands, etc.)	89	\$13,733.36
Music Accessories (cases, adapters, attachments, etc.)	10	\$141.40
Percussion Instruments	300	\$7,637.71
Piano/Keyboard Instruments	5	\$8,049.79
Sound Amplification (Microphones, Amplifiers, etc.)	11	\$14,053.10
String Instruments	17	\$3,304.84
School Totals:	438	\$49,783.70

Tamarac Elementary School	Qty	Amount
Brass Instruments	2	\$444.50
Furniture/Equipment (Risers, Stands, etc.)	76	\$6,552.59
Music Accessories (cases, adapters, attachments, etc.)	39	\$1,364.48
Percussion Instruments	169	\$18,802.12
Piano/Keyboard Instruments	17	\$4,239.90
Sound Amplification (Microphones, Amplifiers, etc.)	16	\$2,636.32

Tamarac Elementary School	Qty	Amount
String Instruments	40	\$14,765.89
Woodwind Instruments	3	\$1,192.50
School Totals:	362	\$49,998.30

Taravella, J.P. High School	Qty	Amount
Brass Instruments	57	\$169,837.27
Furniture/Equipment (Risers, Stands, etc.)	7	\$3,071.05
Music Accessories (cases, adapters, attachments, etc.)	12	\$1,866.24
Percussion Instruments	16	\$14,095.00
Piano/Keyboard Instruments	5	\$3,899.95
Woodwind Instruments	28	\$107,229.54
School Totals:	125	\$299,999.05

Tedder Elementary School	Qty	Amount
Furniture/Equipment (Risers, Stands, etc.)	52	\$7,657.35
Music Accessories (cases, adapters, attachments, etc.)	1	\$79.55
Percussion Instruments	128	\$12,916.24
Piano/Keyboard Instruments	1	\$599.40
Sound Amplification (Microphones, Amplifiers, etc.)	2	\$6,778.00
String Instruments	71	\$19,385.46
Woodwind Instruments	152	\$2,583.03
School Totals:	407	\$49,999.03

Tequesta Trace Middle School	Qty	Amount
Brass Instruments	28	\$51,391.34
Furniture/Equipment (Risers, Stands, etc.)	5	\$912.60
Music Accessories (cases, adapters, attachments, etc.)	97	\$1,077.20
Percussion Instruments	8	\$5,545.16
String Instruments	4	\$2,876.49
Woodwind Instruments	19	\$38,193.38
School Totals:	161	\$99,996.17

The Quest Center	Qty	Amount
Brass Instruments	2	\$153.38
Furniture/Equipment (Risers, Stands, etc.)	47	\$4,590.68
Music Accessories (cases, adapters, attachments, etc.)	114	\$8,501.52
Percussion Instruments	297	\$8,528.72
Piano/Keyboard Instruments	5	\$7,591.85
Sound Amplification (Microphones, Amplifiers, etc.)	40	\$16,520.92
String Instruments	6	\$1,757.20
Woodwind Instruments	30	\$693.30
School Totals:	541	\$48,337.57

Tradewinds Elementary School	Qty	Amount
Brass Instruments	5	\$1,887.20
Furniture/Equipment (Risers, Stands, etc.)	79	\$11,807.77
Music Accessories (cases, adapters, attachments, etc.)	4	\$58.69
Percussion Instruments	192	\$15,888.03

Section 3: Music Equipment by Category

Tradewinds Elementary School	Qty	Amount
Piano/Keyboard Instruments	1	\$549.48
Sound Amplification (Microphones, Amplifiers, etc)	4	\$7,010.85
String Instruments	22	\$8,620.26
Woodwind Instruments	140	\$2,930.50
School Totals:	447	\$48,752.78

Tropical Elementary School	Qty	Amount
Brass Instruments	2	\$1,345.50
Furniture/Equipment (Risers, Stands, etc.)	34	\$10,747.66
Music Accessories (cases, adapters, attachments, etc.)	2	\$72.59
Percussion Instruments	131	\$4,971.93
Piano/Keyboard Instruments	4	\$32,425.99
Woodwind Instruments	1	\$328.50
School Totals:	174	\$49,892.17

Village Elementary School	Qty	Amount
Furniture/Equipment (Risers, Stands, etc.)	34	\$9,797.81
Music Accessories (cases, adapters, attachments, etc.)	6	\$146.94
Percussion Instruments	131	\$11,382.28
Sound Amplification (Microphones, Amplifiers, etc)	23	\$17,718.01
String Instruments	32	\$6,073.94
Woodwind Instruments	34	\$162.86
School Totals:	260	\$45,281.84

Walker Elementary School	Qty	Amount
Brass Instruments	23	\$28,181.87
Furniture/Equipment (Risers, Stands, etc.)	5	\$115.00
Music Accessories (cases, adapters, attachments, etc.)	35	\$3,232.60
Percussion Instruments	7	\$2,128.48
Sound Amplification (Microphones, Amplifiers, etc)	8	\$5,510.00
Woodwind Instruments	8	\$10,829.98
School Totals:	86	\$49,997.93

Welleby Elementary School	Qty	Amount
Brass Instruments	10	\$3,205.54
Furniture/Equipment (Risers, Stands, etc.)	21	\$11,451.17
Music Accessories (cases, adapters, attachments, etc.)	9	\$177.30
Percussion Instruments	169	\$15,763.47
Piano/Keyboard Instruments	1	\$549.45
Sound Amplification (Microphones, Amplifiers, etc)	8	\$9,328.00
String Instruments	37	\$7,377.30
Woodwind Instruments	4	\$1,912.00
School Totals:	259	\$49,764.23

West Broward High School	Qty	Amount
Brass Instruments	38	\$105,979.55
Furniture/Equipment (Risers, Stands, etc.)	10	\$3,356.16

West Broward High School	Qty	Amount
Music Accessories (cases, adapters, attachments, etc.)	41	\$7,682.07
Percussion Instruments	69	\$79,535.79
Piano/Keyboard Instruments	10	\$1,794.00
Sound Amplification (Microphones, Amplifiers, etc)	13	\$10,614.16
String Instruments	24	\$8,997.50
Woodwind Instruments	33	\$82,014.40
School Totals:	238	\$299,973.63

West Hollywood Elementary School	Qty	Amount
Brass Instruments	3	\$2,110.50
Furniture/Equipment (Risers, Stands, etc.)	34	\$5,971.24
Music Accessories (cases, adapters, attachments, etc.)	2	\$159.10
Percussion Instruments	70	\$9,696.00
Piano/Keyboard Instruments	1	\$6,821.60
Sound Amplification (Microphones, Amplifiers, etc)	1	\$6,278.01
String Instruments	59	\$17,762.76
Woodwind Instruments	3	\$1,192.50
School Totals:	173	\$49,991.71

Westchester Elementary School	Qty	Amount
Furniture/Equipment (Risers, Stands, etc.)	1	\$3,315.00
Percussion Instruments	43	\$5,368.51
Piano/Keyboard Instruments	1	\$24,795.00
Sound Amplification (Microphones, Amplifiers, etc)	1	\$499.99
String Instruments	59	\$15,952.92
School Totals:	105	\$49,931.42

Western High School	Qty	Amount
Brass Instruments	61	\$170,907.06
Furniture/Equipment (Risers, Stands, etc.)	13	\$3,801.59
Music Accessories (cases, adapters, attachments, etc.)	2	\$67.18
Percussion Instruments	19	\$24,173.55
Piano/Keyboard Instruments	2	\$1,177.48
Sound Amplification (Microphones, Amplifiers, etc)	7	\$5,611.70
String Instruments	2	\$799.98
Woodwind Instruments	46	\$92,304.57
School Totals:	152	\$298,843.11

Westglades Middle School	Qty	Amount
Brass Instruments	29	\$77,358.42
Music Accessories (cases, adapters, attachments, etc.)	4	\$93.00
Percussion Instruments	2	\$2,188.90
Piano/Keyboard Instruments	1	\$995.00
String Instruments	16	\$6,630.00
Woodwind Instruments	4	\$12,726.85
School Totals:	56	\$99,992.17

Westpine Middle School	Qty	Amount
Brass Instruments	34	\$50,539.92

Section 3: Music Equipment by Category

Westpine Middle School	Qty	Amount
Furniture/Equipment (Risers, Stands, etc.)	2	\$224.20
Music Accessories (cases, adapters, attachments, etc.)	3	\$174.30
Percussion Instruments	4	\$2,104.40
Sound Amplification (Microphones, Amplifiers, etc)	1	\$349.99
String Instruments	1	\$499.99
Woodwind Instruments	42	\$46,098.13
School Totals:	87	\$99,990.93

Westwood Heights Elementary School	Qty	Amount
Furniture/Equipment (Risers, Stands, etc.)	88	\$6,009.35
Percussion Instruments	166	\$16,928.96
Sound Amplification (Microphones, Amplifiers, etc)	2	\$12,556.02
String Instruments	50	\$13,908.45
School Totals:	306	\$49,402.78

Whiddon-Rogers Education Center	Qty	Amount
Piano/Keyboard Instruments	16	\$43,226.40
Sound Amplification (Microphones, Amplifiers, etc)	1	\$6,773.00
School Totals:	17	\$49,999.40

Wilton Manors Elementary School	Qty	Amount
Brass Instruments	64	\$6,923.40
Furniture/Equipment (Risers, Stands, etc.)	2	\$122.38
Music Accessories (cases, adapters, attachments, etc.)	4	\$176.36
Percussion Instruments	58	\$8,575.45
Piano/Keyboard Instruments	40	\$21,978.00
Sound Amplification (Microphones, Amplifiers, etc)	2	\$750.00
String Instruments	62	\$7,595.34
Woodwind Instruments	200	\$998.00
School Totals:	432	\$47,118.93

Winston Park Elementary School	Qty	Amount
Brass Instruments	2	\$1,345.50
Furniture/Equipment (Risers, Stands, etc.)	19	\$2,728.79
Music Accessories (cases, adapters, attachments, etc.)	1	\$14.14
Percussion Instruments	96	\$3,105.77
Piano/Keyboard Instruments	4	\$32,375.45
Sound Amplification (Microphones, Amplifiers, etc)	3	\$7,127.99
String Instruments	17	\$2,866.85
Woodwind Instruments	16	\$399.00
School Totals:	158	\$49,963.49



Young, Virginia Shuman Elementary School	Qty	Amount
Brass Instruments	2	\$1,345.50
Furniture/Equipment (Risers, Stands, etc.)	17	\$3,695.43
Percussion Instruments	31	\$8,902.65
Piano/Keyboard Instruments	1	\$24,795.00

Young, Virginia Shuman Elementary School	Qty	Amount
Sound Amplification (Microphones, Amplifiers, etc)	1	\$6,278.01
String Instruments	2	\$3,352.50
Woodwind Instruments	3	\$1,192.50
School Totals:	57	\$49,561.59

Young, Walter C. Middle School	Qty	Amount
Brass Instruments	23	\$18,754.74
Furniture/Equipment (Risers, Stands, etc.)	30	\$44,935.28
Music Accessories (cases, adapters, attachments, etc.)	2	\$193.90
Percussion Instruments	1	\$780.00
String Instruments	38	\$12,772.50
Woodwind Instruments	31	\$22,556.34
School Totals:	125	\$99,992.76

SMART Kilns Program - Applied Learning Department Quarter Ending September 30, 2020

The Applied Learning Department has worked consistently during the SMART Kiln Program with PPO and our District partners to ensure that all kilns have been delivered and installed. For the quarter ending on September 30, 2020, a total of 136 kilns have been purchased and delivered to school sites utilizing almost all of the SMART funds provided for this purpose.



Art Equipment Kiln Program

Status as of September 30, 2020



Kilns Delivered

Location Name	Number of Kilns	Art Dept Status
Apollo Middle School	2	Delivered to school
Atlantic West Elementary School	1	Delivered to school
Bethune, Mary M. Elementary School	2	Delivered to school
Broadview Elementary School	1	Delivered to school
Broward Estates Elementary School	1	Delivered to school
Challenger Elementary School	1	Delivered to school
Coconut Palm Elementary School	1	Delivered to school
Cooper City High School	1	Delivered to school
Coral Glades High School	2	Delivered to school
Coral Springs Pre-K - 8	1	Delivered to school
Coral Springs High School	2	Delivered to school
Coral Springs Middle School	2	Delivered to school
Country Isles Elementary School	1	Delivered to school
Croissant Park Elementary School	1	Delivered to school
Crystal Lake Middle School	2	Delivered to school
Cypress Bay High School	3	Delivered to school
Cypress Elementary School	1	Delivered to school
Dania Elementary School	1	Delivered to school
Deerfield Beach High School	2	Delivered to school
Deerfield Beach Middle School	2	Delivered to school
Deerfield Park Elementary School	2	Delivered to school
Dillard 6-12 School	1	Delivered to school
Discovery Elementary School	1	Delivered to school
Drew, Charles Elementary School	1	Delivered to school
Everglades High School	2	Delivered to school
Flamingo Elementary School	1	Delivered to school
Flanagan, Charles W. High School	2	Delivered to school
Floranada Elementary School	1	Delivered to school
Forest Glen Middle School	1	Delivered to school
Fort Lauderdale High School	1	Delivered to school
Gator Run Elementary School	1	Delivered to school
Glades Middle School	2	Delivered to school

Art Equipment Kiln Program

Status as of September 30, 2020



Kilns Delivered

Location Name	Number of Kilns	Art Dept Status
Gulfstream Academy of Hallandale Beach K-8 (Hallandale Elementary School)	2	Delivered to school
Harbordale Elementary School	1	Delivered to school
Hollywood Hills High School	2	Delivered to school
Horizon Elementary School	1	Delivered to school
Indian Ridge Middle School	1	Delivered to school
Indian Trace Elementary School	1	Delivered to school
Lake Forest Elementary School	1	Delivered to school
Lakeside Elementary School	1	Delivered to school
Larkdale Elementary School	1	Delivered to school
Liberty Elementary School	1	Delivered to school
Manatee Bay Elementary School	1	Delivered to school
Maplewood Elementary School	1	Delivered to school
McArthur High School	1	Delivered to school
McNab Elementary School	1	Delivered to school
Miramar Elementary School	1	Delivered to school
Miramar High School	2	Delivered to school
Monarch High School	2	Delivered to school
New Renaissance Middle School	2	Delivered to school
Norcrest Elementary School	1	Delivered to school
North Andrews Gardens Elementary School	2	Delivered to school
Northeast High School	1	Delivered to school
Nova Blanche Forman Elementary School	1	Delivered to school
Nova Dwight D Eisenhower Elementary School	1	Delivered to school
Nova High School	2	Delivered to school
Nova Middle School	2	Delivered to school
Park Springs Elementary School	1	Delivered to school
Park Trails Elementary School	1	Delivered to school
Parkway Middle School	1	Delivered to school
Pembroke Lakes Elementary School	1	Delivered to school
Pembroke Pines Elementary School	1	Delivered to school
Peters Elementary School	1	Delivered to school

Art Equipment Kiln Program

Status as of September 30, 2020



Kilns Delivered

Location Name	Number of Kilns	Art Dept Status
Pioneer Middle School	2	Delivered to school
Piper High School	3	Delivered to school
Plantation Elementary School	1	Delivered to school
Plantation High School	2	Delivered to school
Plantation Middle School	1	Delivered to school
Pompano Beach Elementary School	1	Delivered to school
Pompano Beach High School	2	Delivered to school
Quiet Waters Elementary School	1	Delivered to school
Ramblewood Elementary School	1	Delivered to school
Ramblewood Middle School	2	Delivered to school
Rickards, James S. Middle School	2	Delivered to school
Riverglades Elementary School	1	Delivered to school
Rock Island Elementary School	1	Delivered to school
Royal Palm Elementary School	1	Delivered to school
Sandpiper Elementary School	1	Delivered to school
Seminole Middle School	2	Delivered to school
Sheridan Park Elementary School	1	Delivered to school
Silver Shores Elementary School	1	Delivered to school
South Broward High School	2	Delivered to school
South Plantation High School	3	Delivered to school
Stephen Foster Elementary School	1	Delivered to school
Stirling Elementary School	1	Delivered to school
Stoneman Douglas High School	1	Delivered to school
Stoneman Douglas High School	1	Delivered to school
Stranahan High School	2	Delivered to school
Sunshine Elementary School	1	Delivered to school
Taravella, J.P. High School	1	Delivered to school
Tequesta Trace Middle School	2	Delivered to school
Tradewinds Elementary School	1	Delivered to school
Village Elementary School	1	Delivered to school
Walker Elementary School	2	Delivered to school
Welleby Elementary School	1	Delivered to school

Art Equipment Kiln Program

Status as of September 30, 2020

Kilns Delivered

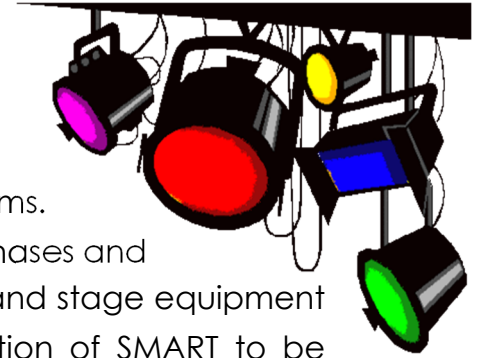
Location Name	Number of Kilns	Art Dept Status
West Broward High School	1	Delivered to school
Westglades Middle School	2	Delivered to school
Whispering Pines Education Center	1	Delivered to school
Young, Virginia Shuman Elementary School	1	Delivered to school
Sub-Total	136	

All Kilns

All Schools	Number of Kilns
Ordered	-
Delivered to warehouse	-
Delivered to school	136
Total	136



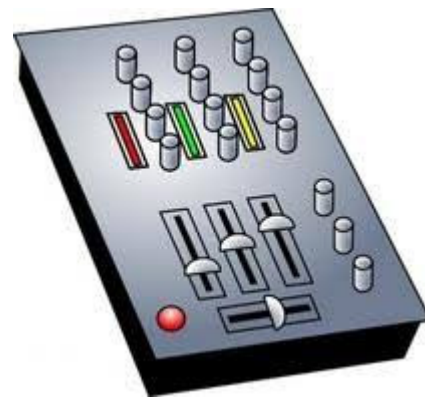
Theater Equipment - Applied Learning Department Quarter Ending September 30, 2020



Thirty-nine District schools have full or part time theater programs.

We are pleased that the majority of the SMART Program purchases and corresponding installations for school theater sound, lighting and stage equipment have been completed and we anticipate the theater portion of SMART to be completed by Fiscal Year 21, Quarter 2.

Our traditional theatrical productions will not take place until second semester at the earliest, but these upgrades in equipment will be a welcome addition to any production that our students will take part in. The SMART Program has provided our students with high quality, state of the art equipment. As we gradually and safely resume our activities, our students will benefit greatly because of these significant upgrades to our theaters.



Theater Equipment Program

Status as of September 30, 2020

School	Full/Part Time Program	Allocation	Amount Used *
Apollo Middle School	Full	14,000	14,000
Bethune, Mary M. Elementary School	Full	7,000	6,854
Cooper City High School	Part	14,000	10,940
Coral Glades High School	Full	42,000	41,884
Coral Springs High School	Full	42,000	43,131
Coral Springs Middle School	Part	7,000	6,518
Cypress Bay High School	Full	42,000	40,974
Deerfield Beach High School	Part	14,000	13,983
Dillard 6-12 School	Full	42,000	41,441
Everglades High School	Full	42,000	41,876
Falcon Cove Middle School	Full	14,000	13,818
Flanagan, Charles W. High School	Full	42,000	40,209
Fort Lauderdale High School	Full	42,000	30,958
Hallandale High School	Full	42,000	43,965
Hollywood Hills High School	Part	14,000	27,985
McArthur High School	Full	42,000	41,340
Miramar High School	Full	42,000	39,015
Monarch High School	Full	42,000	20,350
New Renaissance Middle School	Full	14,000	9,958
North Andrews Gardens Elementary School	Full	7,000	6,994
Nova High School	Full	42,000	40,286
Parkway Middle School	Full	14,000	14,000
Piper High School	Full	42,000	41,820
Plantation High School	Full	42,000	40,485
Pompano Beach High School	Part	14,000	13,977
Ramblewood Middle School	Full	14,000	13,995
Sawgrass Springs Middle School	Part	7,000	7,000
Seminole Middle School	Full	14,000	12,667
Silver Lakes Middle School	Part	7,000	6,992
South Broward High School	Full	42,000	41,961
South Plantation High School	Full	42,000	41,955
Stoneman Douglas High School	Full	42,000	43,687
Sunrise Middle School	Full	14,000	14,000
Taravella, J.P. High School	Full	42,000	41,972
Tequesta Trace Middle School	Full	14,000	9,075
Walker Elementary School	Full	7,000	7,000
West Broward High School	Part	14,000	13,999
Western High School	Full	42,000	43,321
Westglades Middle School	Full	14,000	13,999

Total

\$ 1,036,000

\$ 998,384

* Amount Used includes all orders received from schools and due to timing may differ from amounts reported in the Budget Activity Section.

Section 3: Music & Art Equipment



Section 4

Athletics

John Sullivan, Chief Portfolio Services Officer
(Task Assigned)

SMART PROGRAM ATHLETICS

SMART Program Athletic initiatives are in good standing, with nearly all projects completed. Of the 15 track and 30 weight room enhancements funded by the SMART Program, the single project yet to reach the finish line is the Northeast High School weight room, which has been delayed.

Tracks



15

COMPLETED

Track
Upgrades

All SMART athletic track projects

(15 tracks – 3 middle schools and 12 high schools) have been complete as of September 30, 2018.

Weight Rooms



29

COMPLETED

Weight Room
Upgrades

Improvements include equipment, paint, murals, structural repairs, flooring, sound system, mirrors, lighting, electrical upgrades, etc.

The 30 High Schools covered by the weight room initiative have undergone a coordinated review for safety, ADA compliance, dimensional clearance, and gender equity prior to the release of funding.

Northeast High School Weight Room



**NORTHEAST
HIGH SCHOOL**

STATUS

Weight Room is contingent on the Primary Renovations

The weight room is being relocated to a building that is set for construction and cannot proceed until construction for the building is complete.

Once the selected vendor gains access, the new weight room can be completed within 90 days.

Board approved the GMP on April 21, 2020 and **completion of Building 12 Weight Room is expected to be January 2021.**

TRACKS COMPLETED

2016 Tracks Completed


- Pioneer Middle School
- Seminole Middle School
- Apollo Middle School
- Stranahan High School
- Charles W. Flanagan High School
- Western High School
- Hallandale High School
- Hollywood Hills High School



Charles W. Flanagan HS



Stranahan HS



Hallandale Magnet HS




Western HS

2018 Tracks Completed

- Miramar High School
- Monarch High School
- Plantation High School
- Pompano Beach High School
- Cypress Bay High School
- West Broward High School
- J.P. Taravella High School




West Broward HS



Cypress Bay HS



Pompano Beach HS



Plantation HS

WEIGHT ROOMS COMPLETED

The following completed weight room projects are listed alphabetically by school name:

SCHOOL NAME	COMPLETION DATE
Blanche Ely High School	01/2018
Boyd Anderson High School	04/2018
Charles W. Flanagan High School	02/2018
Coconut Creek High School	01/2018
Cooper City High School	11/2018
Coral Glades High School	09/2018
Coral Springs High School	12/2018
Cypress Bay High School	01/2018
Deerfield Beach High School	12/2018
Dillard 6-12 School	01/2018
Everglades High School	01/2018
Fort Lauderdale High School	07/2018
Hallandale Magnet High School	09/2018
Hollywood Hills High School	02/2018
J.P. Taravella High School	07/2018
Lauderhill 6-12 Magnet School	03/2018
Marjory Stoneman Douglas High School	08/2018
McArthur High School	08/2018
Miramar High School	07/2018
Monarch High School	08/2018
Nova High School	01/2018

WEIGHT ROOMS COMPLETED (CONT.)

SCHOOL NAME	COMPLETION DATE
Piper High School	01/2018
Plantation High School	07/2018
Pompano Beach High School	09/2018
South Broward High School	02/2018
South Plantation High School	09/2018
Stranahan High School	01/2018
West Broward High School	09/2018
Western High School	07/2018

SMART FUNDED WEIGHT ROOMS



Coral Glades High



Charles W. Flanagan High



Miramar High



Fort Lauderdale High



South Plantation High



J.P. Taravella High



Marjory Stoneman Douglas High



Cooper City High



Coral Springs High

NORTHEAST HIGH WEIGHT ROOM

The upgrade to **Northeast High School's** weight room faces delays due to changes during the Design phase of its Primary Renovations project.



- Pirtle Construction hired as the new Construction Manager for the school's SMART Renovations in August 2019
- Construction has therefore been extended to a planned completion date of Q4 2020
- The weight room is being relocated to a building that is set for Primary Renovations
- The new location will have new roofing, windows, air conditioning, and electrical work throughout
- The contractor will be able to begin work once renovations have been completed on the building, and can be finished within 90 days of gaining access
- Board approved the GMP on April 21, 2020 and **completion of Building 12 Weight Room is expected to be January 2021.**



Section 5

Facilities

Frank Girardi

Executive Director, Capital Programs

Report Provided by the District's Program Managers:

Daniel Jardine

CBRE | HEERY

Kathleen Langan

AECOM

Ashley Carpenter

Atkins

TABLE OF CONTENTS

FACILITIES

PRIMARY RENOVATIONS

- ▶ Program Highlights
- ▶ Quarterly Highlights
- ▶ Single Point of Entry (SPE)
- ▶ Board Actions
- ▶ Change Orders
- ▶ Holding Vendors Accountable
- ▶ Responses to TaxWatch & BOC Questions

SCHOOL CHOICE ENHANCEMENT PROGRAM (SCEP)

- ▶ SCEP Quarterly Highlights
- ▶ Summary of SCEP Projects

PROGRAM COSTS & CONTROLS

- ▶ Hard vs. Soft Costs
- ▶ Risk Assessment

SCHOOL SPOTLIGHTS

- ▶ Understanding the Six-Phase Process
- ▶ Individual School Spotlights

PROGRAM HIGHLIGHTS

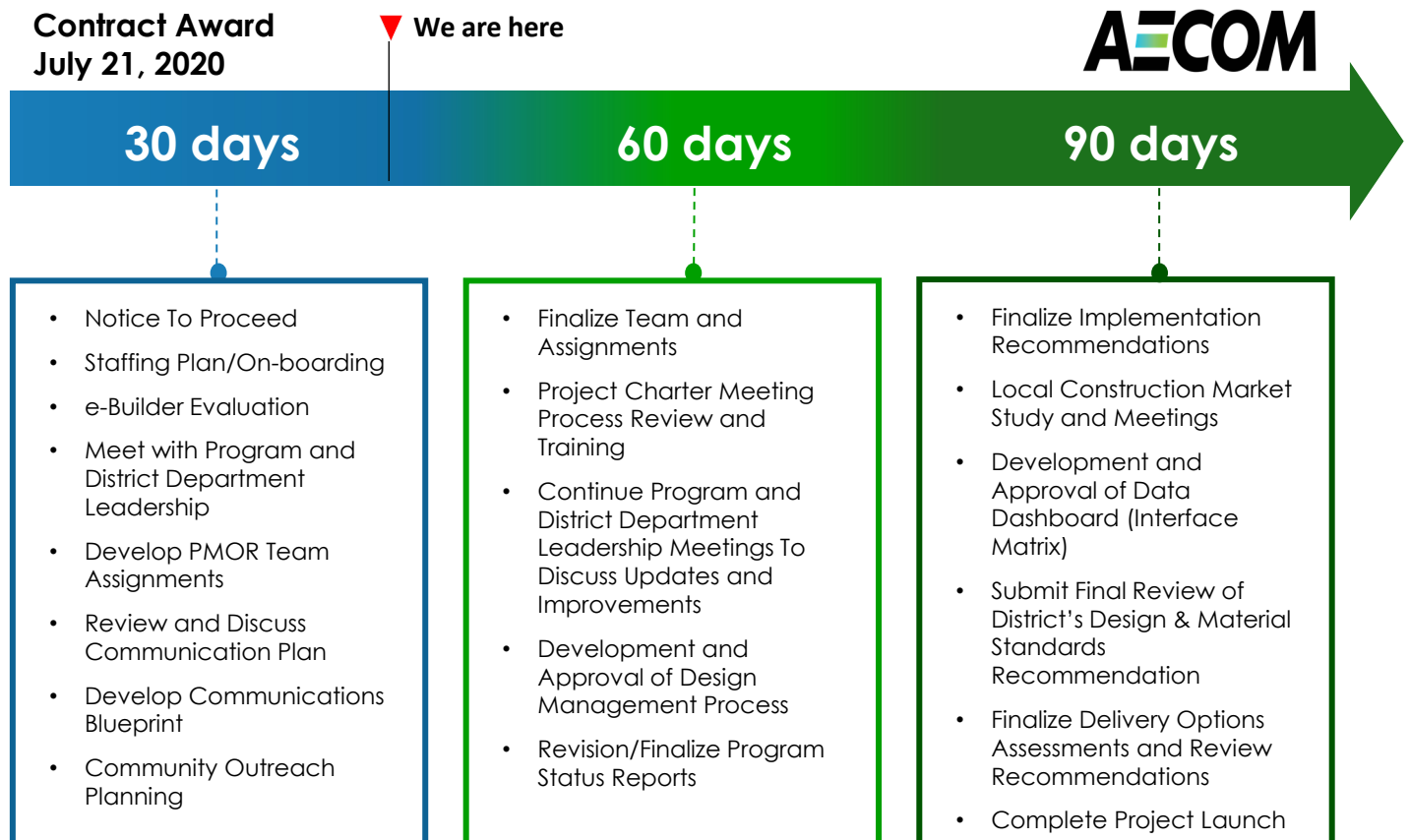
Important Note: Effective August 21, 2020, the SMART Program Manager / Owner's Representative (PMOR) has transitioned from CBRE | Heery to the newly hired consultant, AECOM.

CBRE | Heery was in place for two-thirds of the quarter (July and August) with **AECOM coming on board in the last 30 days (September)**. The data provided in this report is reflective of the **previous PMOR's (CBRE | Heery)** data collection process, schedule, and other related reporting methods. Given the mandate of the new PMOR to assess the state of the program including scope, schedules, project status, delivery methods and more, this report may not indicate significant changes to the process and/or progress of the Program. **Data in upcoming Gap Reports and subsequent BOC Reports will reflect the new schedule and implemented data collection process as developed by the AECOM team.**

In this transition, AECOM will be looking to:

- Evaluate the schedule of all schools
- Provide new data tracking and reporting methodology
- Improve the overall process of completing the Program

Below is a **90-day timeline** of the transition period and the milestones AECOM is working towards.



PROGRAM HIGHLIGHTS

FUTURE REPORTING

As a result of AECOM's assessment and subsequent **reset of the schedule and project status**, future reporting will reflect the efforts made during said assessment. In order to **improve data quality and transparency**, project monthly updates will be provided using a **digital dashboard**. This dashboard will continue to be developed in the following months and will be used for the March 2021 report.

In the interim, AECOM will review and analyze data collected via the previous process. BOC reports will continue to be published quarterly.

Key Changes to the Reporting

- A transition in e-Builder from Account Level to Project Level
- Leveraging e-Builder's data field assignment process for direct placement in modules
- Developing templates to align project schedules

Benefits of Key Changes

- Reduces reporting redundancy
- Improves data quality
- Increases transparency and oversight

Data Targeted to Produce Reports

- Project details
- Project narratives/status
- Schedule updates
- Risk categories and details

Results of Key Changes

- Project Summary Report by project
- Program Summary Report
- Program Risk Summary Report
- BOC Reports will continue to be published quarterly



PROGRAM HIGHLIGHTS

COVID-19'S IMPACT ON THE PROGRAM

With schools vacant since March, the SMART Team made attempts to expedite as many projects as possible notwithstanding the challenging circumstances.

During the five months campuses were empty, **4 Primary Renovations projects were completed**, and **20 projects began Active Construction**.

Despite some success in keeping these projects moving while campuses remained unoccupied, the program still dealt with a few unavoidable obstacles as a result of Covid-19:

- Social distancing guidelines on active job sites limiting the number of workers on site
- Time taken to ensure a safe work environment and to re-mobilize after pauses in construction
- Work crew members testing positive for the virus
- Delayed materials caused by the temporary closure of manufacturing plants
- The Building Department shut down for a month
- Backlogged drawings due to code reviewer processes
- Covid-19's continued impact on project schedule

As schools reopen, the SMART Team will have to readjust its methods to accommodate students, teachers, and school administration, while maintaining all necessary safety precautions.

FOCUS ON PRODUCTIVITY

- ▶ **92 schools in Active Construction**
- ▶ **58 schools in Design**
- ▶ **2 additional schools achieved Substantial Completion**



**Quiet Waters
Elementary School**



Fairway Elementary School



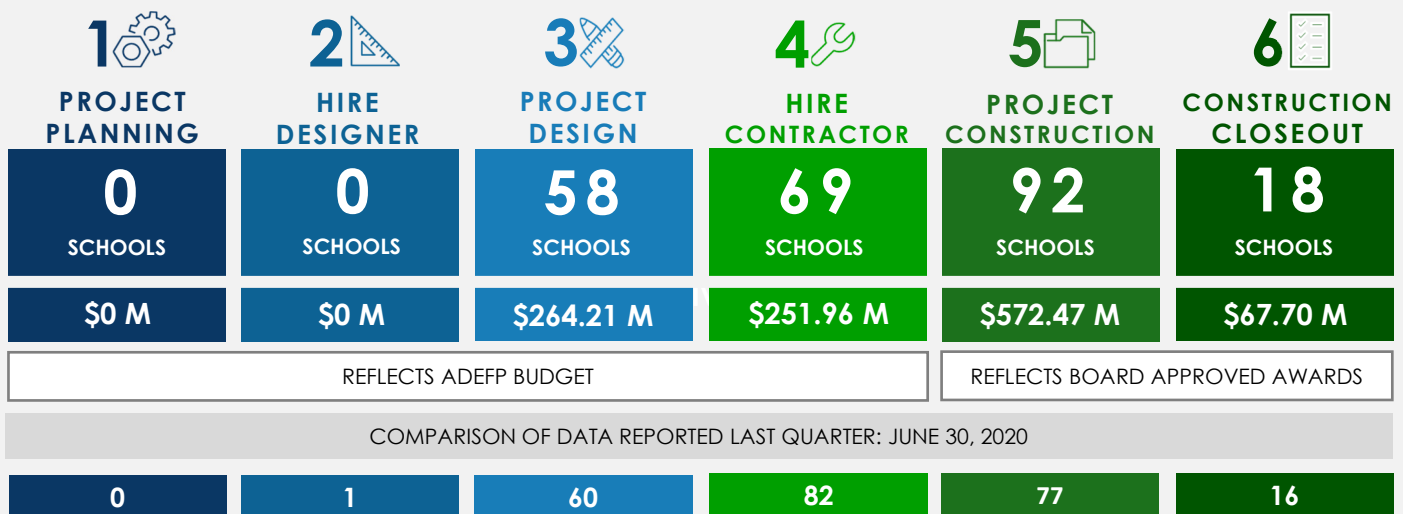
Forest Glen Middle School

DATA REPRESENTS JULY 1, 2020 – SEPTEMBER 30, 2020

QUARTERLY HIGHLIGHTS

The following highlights are of progress made this quarter (ending September 30, 2020).

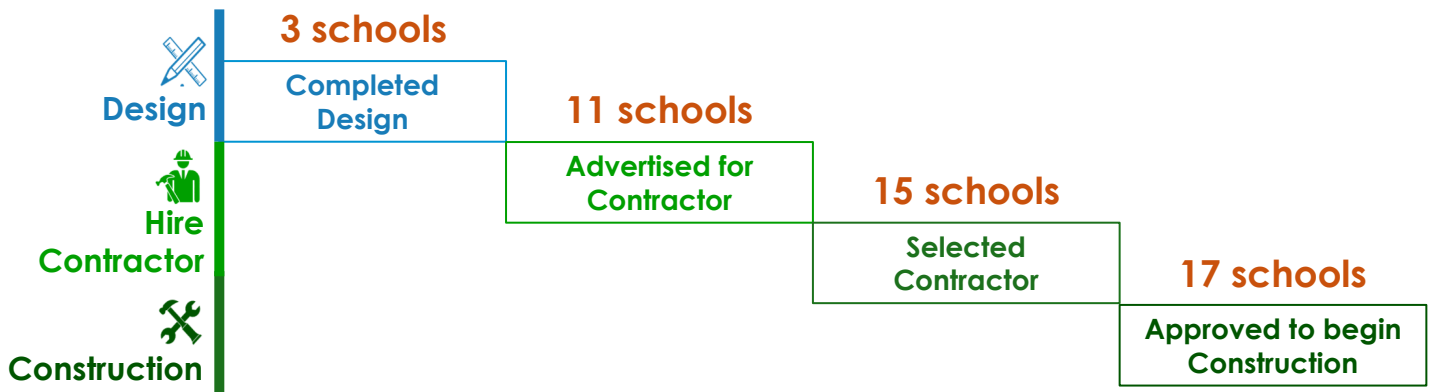
PRIMARY RENOVATIONS PROCESS CHART



Disclaimer: Some schools have multiple Primary Renovations projects in different phases.

KEY PERFORMANCE INDICATORS (KPI's)

The following KPI's are being monitored to track the progress of Primary Renovation schools moving between Design and Construction phases this quarter:



DATA REPRESENTS JULY 1, 2020 – SEPTEMBER 30, 2020

QUARTERLY HIGHLIGHTS: SCHOOLS IN CLOSEOUT

A school enters the Construction Closeout phase once a Certificate of Occupancy has been issued for the whole project.

18 Schools

Closeout

SCHOOL NAME	CLOSEOUT COMPLETION %	STAGE	SCOPE
COMPLETED THIS QUARTER			
Marjory Stoneman Douglas High School	30%	Substantial Completion	New Addition to Replace Building 12
Silver Lakes Elementary School	2%	Substantial Completion	Building envelope improvements (roof, windows, exterior wall, etc.) and HVAC improvements
PREVIOUSLY COMPLETED			
Coral Cove Elementary School	10%	Substantial Completion	HVAC improvements
Discovery Elementary School	10%	Substantial Completion	HVAC improvements (Test and Balance)
Pine Ridge Education Center	10%	Substantial Completion	HVAC improvements
Plantation Elementary School	10%	Substantial Completion	HVAC improvements (Test and Balance)
Dr. Martin Luther King, Jr. Montessori Academy	50%	Substantial Completion	Building envelope improvements (roof, windows, exterior wall, etc.) and HVAC improvements
Tamarac Elementary School – Phase 2	50%	Substantial Completion	Media center improvements
Miramar Elementary School	80%	Substantial Completion	Building envelope improvements (roof, windows, exterior wall, etc.) and HVAC improvements
Charles W. Flanagan High School	100%	Final Completion	Building envelope improvements (roof, windows, exterior wall, etc.), classroom addition to allow for removal of portable buildings and HVAC improvements
Coconut Creek Elementary School	100%	Final Completion	Building envelope improvements (roof, windows, exterior wall, etc.), fire alarm, fire sprinklers, and media center improvements, replacement of existing unit ventilators (appr. 43 CRs) with new unit ventilators
Cypress Elementary School	100%	Final Completion	Building envelope improvements (roof, windows, exterior wall, etc.), fire sprinklers and media center improvements, replacement of existing unit ventilators (appr. 42) with new unit ventilators, duct and diffusers and safety/security upgrades

QUARTERLY HIGHLIGHTS: SCHOOLS IN CLOSEOUT

18 Schools

Closeout

SCHOOL NAME	CLOSEOUT COMPLETION %	STAGE	SCOPE
PREVIOUSLY COMPLETED			
Cypress Run Education Center	100%	Final Completion	HVAC improvements
Indian Ridge Middle School	100%	Board Approved	Art room renovation and equipment, building envelope improvements (roof, windows, exterior wall, etc.), conversion of existing space to music and/or art lab(s), HVAC improvements and music room renovation
Manatee Bay Elementary School	100%	Board Approved	Art room renovations and equipment, building envelope improvements (roof, windows, exterior wall, etc.), conversion of existing space to music and/or art lab(s), HVAC improvements, music room renovation
McNicol Middle School	100%	Board Approved	Building envelope improvements (roof, windows, exterior wall, etc.), conversion of existing space to music and/or art lab(s), fire sprinklers and HVAC improvements, music room renovation
Palm Cove Elementary School	100%	Board Approved	Building envelope improvements (roof, windows, exterior wall, etc.) and HVAC improvements
Silver Shores Elementary School	100%	Board Approved	Building envelope improvements (roof, windows, exterior wall, etc.) and HVAC improvements

QUARTERLY HIGHLIGHTS: FEATURED SCHOOL

SILVER LAKES ELEMENTARY SCHOOL

Silver Lakes Elementary School has completed both its Primary Renovations and School Choice Enhancements with all selected items delivered and installed.

PRIMARY RENOVATIONS

Silver Lakes Elementary School reached the final stage of its Primary Renovations, Construction Closeout in August after renovations were made across the campus, including HVAC improvements and roofing repairs on multiple buildings.



SCHOOL CHOICE ENHANCEMENT PROGRAM

The school's community voted to use the \$100,000 allocated as part of the School Choice Enhancement Program on building a Pre-K-2 playground. The playground has been completed and is ready to be used by students.



DATA REPRESENTS JULY 1, 2020 – SEPTEMBER 30, 2020

QUARTERLY HIGHLIGHTS: SCHOOLS IN CONSTRUCTION

92 schools are in Active Construction.

Included below is a summary breakdown of schools in construction:

COMPLETION PERCENTAGE	
96-99%	13 schools
76-95%	19 schools
51-75%	15 schools
26-50%	16 schools
0-25%	29 schools

For the following schools, the scope of work is complete; however, final inspections and punch list items need to be completed before they can enter Construction Closeout.

13 Schools 96-99% Complete

SCHOOL NAME	%	DISTRICT	SCOPE
Annabel C. Perry Pre K - 8	99%	1	Building envelope (roof, windows, exterior wall, etc.), electrical improvements, fire alarm, fire sprinklers, and HVAC improvements
Atlantic Technical, Arthur Ashe, Jr Campus	99%	5	Building envelope (roof, windows, exterior wall, etc.) and fire alarm
Bayview Elementary School	99%	3	Building envelope (roof, windows, exterior wall, etc.) and HVAC improvements
Eagle Ridge Elementary School	99%	4	Fire alarm & HVAC improvements
Liberty Elementary School	99%	7	Conversion of existing space to music and/or art lab(s), HVAC improvements, music room renovation, PE/athletic improvements
Morrow Elementary School	99%	4	ADA stage lift, electrical improvements, fire sprinkler protection and fire alarm, HVAC improvements, media center improvements
Silver Trail Middle School	99%	2	HVAC improvements and re-roofing of existing building 1 and part of building 2
Westwood Heights Elementary School	99%	3	Building envelope (roof, windows, exterior wall, etc.), HVAC and media center improvements

QUARTERLY HIGHLIGHTS: SCHOOLS IN CONSTRUCTION

13 Schools 96-99% Complete

SCHOOL NAME	%	DISTRICT	SCOPE
Everglades High School	98%	2	Building envelope improvements (roof, windows, exterior wall, etc.) and HVAC improvements.
Griffin Elementary School	98%	6	Building envelope (roof, windows, exterior wall, etc.), fire alarm, HVAC, media center, P.E./athletic, and safety / security improvements
Lauderdale Lakes Middle School	98%	5	Fire alarm, fire sprinklers, media center improvements, roof repair, stucco and waterproof, interior repairs, HVAC - evaluation, test and balance and repair. replace fb in 4 ahus and provide dehumidification.
Pompano Beach Elementary School	98%	7	Building envelope improvements (roof, windows, exterior wall, etc.), electrical improvements, fire alarm, fire sprinklers, HVAC improvements, improvements to or replacement of building 3
West Hollywood Elementary School	98%	1	Building envelope improvements (roof, windows, and exterior wall), fire alarm and HVAC improvements

19 Schools 76-95% Complete

SCHOOL NAME	%	DISTRICT	SCOPE
Gulfstream Academy of Hallandale Beach K-8 (f.k.a. Hallandale Adult & Community Center)	95%	1	Building envelope improvements (roof, windows, exterior wall, etc.), electrical improvements, fire sprinklers, HVAC improvements, improvements to or replacement of building 1, improvements to or replacement of building 12, improvements to or replacement of building 7, improvements to or replacement of building 9, media center improvements, safety / security upgrade
Pinewood Elementary School	95%	4	Building envelope improvements (roof, windows, exterior wall, etc.), fire sprinklers, HVAC improvements, media center improvements
Silver Ridge Elementary School	95%	6	Building envelope improvements (roof, windows, exterior wall, etc.) and HVAC improvements
Sunset Lakes Elementary School	95%	2	Building envelope improvements (roof, windows, exterior wall, etc.) and HVAC improvements
The Quest Center	95%	1	Electrical improvements, fire alarm, HVAC improvements, safety / security upgrade

QUARTERLY HIGHLIGHTS: SCHOOLS IN CONSTRUCTION

19 Schools

76-95% Complete

SCHOOL NAME	%	DISTRICT	SCOPE
Sunland Park Academy	93%	5	Building envelope improvements (roof, windows, and exterior wall) and fire alarm
Cypress Bay High School (Primary Renovation)	90%	6	Building envelope improvements (roof, windows, exterior wall, etc.), HVAC improvements and safety / security upgrade
Maplewood Elementary School – Phase 1	90%	4	ADA restrooms & fire sprinkler @ restrooms, building envelope improvements (roof, windows, exterior wall, etc.), fire alarm
Maplewood Elementary School – Phase 2	90%	4	HVAC Improvements and media center improvements
Rock Island Elementary School	90%	5	Building envelope improvements (roof, windows, exterior wall, etc.) and HVAC improvements
Bright Horizons Center	88%	7	Building envelope improvements (roof, windows, exterior wall, etc.), fire alarm, fire sprinklers and HVAC improvements.
Mirror Lake Elementary School	88%	5	Building envelope improvements (roof, windows, exterior wall, etc.), fire sprinklers, HVAC improvements, media center improvements
Pioneer Middle School	88%	6	Building envelope improvements (roof, windows, exterior wall, etc.), fire sprinkler protection. upgrade lighting to t8 and emergency lighting, HVAC improvements, media center improvements, and safety / security upgrade
Forest Glen Middle School	88%	4	Building envelope improvements (roof, windows, exterior wall, etc.), fire sprinklers and HVAC improvements
Quiet Waters Elementary School	82%	7	Art room renovation and equipment, building envelope improvements (roof, windows, exterior wall, etc.), conversion of existing space to music and/or art lab(s), fire sprinklers, HVAC improvements, music room renovation
Everglades Elementary School	81%	6	Building envelope improvements (roof, windows, exterior wall, etc.) and HVAC improvements.
Sunrise Middle School	80%	3	Building envelope improvements (roof, windows, exterior wall, etc.), electrical improvements, fire sprinklers, HVAC improvements, safety / security upgrade
Tamarac Elementary School - Phase 1	80%	4	Building envelope improvements (roof, windows, exterior wall, etc.), fire sprinklers, HVAC improvements
McNab Elementary School	79%	3	Building envelope improvements (roof, windows, exterior wall, etc.) and HVAC improvements

QUARTERLY HIGHLIGHTS: SCHOOLS IN CONSTRUCTION

15 Schools 51-75% Complete

SCHOOL NAME	%	DISTRICT	SCOPE
Blanche Ely High School	75%	7	ADA stage lift, building envelope improvements (roof, windows, exterior wall, etc.) incl. bldg. #4, fire sprinklers, gymnasium accessibility, HVAC improvements, IAQ & fascia replacement, media center improvements, outdoor dining renovation & stem lab improvements
Castle Hill Elementary School	75%	5	Building envelope improvements (roof, windows, exterior wall, etc.), fire alarm, fire sprinklers, HVAC improvements, media center improvements
Pompano Beach Middle School	75%	7	Building envelope improvements (roof, windows, exterior wall, etc.), fire alarm, fire sprinklers, HVAC improvements, improvements to (or replacement of) building 5, media center improvements, new SBS modified roof and accessories on buildings 1, 2, 3, 5 and 8 incl. canopies (excluding aluminum canopies).
Sandpiper Elementary School	75%	6	Fire alarm and HVAC improvements
Fairway Elementary School	73%	2	Building envelope improvements (roof, windows, exterior wall, etc.), electrical improvements, fire alarm, HVAC improvements, media center improvements and safety / security upgrade
Fort Lauderdale High School	70%	3	Building envelope improvements (roof, windows, and exterior wall), electrical improvements and HVAC improvements
Gator Run Elementary School	70%	6	Building envelope improvements (roof, windows, exterior wall, etc.), art room renovation and equipment, conversion of existing space to music and/or art lab(s), HVAC improvements, music room renovation
Cypress Bay High School (Classroom Addition)	67%	6	CR addition - prep work & CR addition to allow for removal of portable buildings
Colbert Museum Magnet	65%	1	Building envelope improvements (roof, windows, exterior wall, etc.), HVAC improvements and safety / security upgrade.
James S. Rickards Middle School	65%	3	Building envelope improvements (roof, windows, exterior wall, etc.), electrical improvements, fire alarm, fire sprinklers, HVAC improvements, media center improvements, safety / security upgrade
North Side Elementary School	65%	3	Building envelope improvements (roof, windows, exterior wall, etc.) and HVAC improvements
Ramblewood Elementary School	63%	4	Building envelope improvements (roof, windows, exterior wall, etc.), fire sprinklers, HVAC improvements, media center improvements & pe/athletic improvements
Stranahan High School	60%	3	Electrical improvements, fire alarm, fire sprinklers, HVAC improvements, media center improvements, replace non-ADA compliant concrete ramps and install aluminum canopies, roof and loggias replacement, stem lab improvements

QUARTERLY HIGHLIGHTS: SCHOOLS IN CONSTRUCTION

15 Schools 51-75% Complete

SCHOOL NAME	%	DISTRICT	SCOPE
Nova High School	55%	6	Building envelope improvements (roof, windows, exterior wall, etc.), art room renovation and equipment, electrical improvements, fire alarm, HVAC improvements, media center improvements, music room renovation, safety / security upgrade, stem lab improvements
Hawkes Bluff Elementary School	54%	2	Building envelope improvements (roof, windows, exterior wall, etc.) and HVAC improvements

16 Schools 26-50% Complete

SCHOOL NAME	%	DISTRICT	SCOPE
Banyan Elementary School	50%	5	Building envelope improvements (roof, windows, exterior wall, etc.), HVAC improvements and media center improvements
Sea Castle Elementary School	50%	2	ADA stage lift, building envelope improvements (roof, windows, exterior wall, etc.), fire alarm, HVAC improvements
West Broward High School	50%	2	HVAC improvements (test and balance)
Lake Forest Elementary School	49%	1	Building envelope improvements (roof, windows, exterior wall, etc.) and HVAC improvements
Riverland Elementary School	49%	3	Building envelope improvements (roof, windows, exterior wall, etc.) and HVAC improvements
Dillard 6-12 School	47%	5	Building envelope improvements (roof, windows, exterior wall, etc.), electrical improvements, fire sprinklers, HVAC improvements and safety / security upgrade
Embassy Creek Elementary School	45%	6	Art room renovation and equipment, building envelope improvements (roof, windows, exterior wall, etc.), conversion of existing space to music and/or art lab(s), fire alarm, HVAC improvements, music room renovation
Seagull Alternative High School	45%	3	Building envelope improvements (roof, windows, exterior wall, etc.), fire alarm, fire sprinklers, HVAC improvements & media center improvements
Hollywood Hills High School	42%	1	Electrical improvements, fire alarm, fire sprinklers, HVAC improvements media center improvements, roof replacement, safety / security upgrade, stem lab improvements

QUARTERLY HIGHLIGHTS: SCHOOLS IN CONSTRUCTION

16 Schools

26-50% Complete

SCHOOL NAME	%	DISTRICT	SCOPE
Dave Thomas Education Center - East	40%	7	Building envelope improvements (roof, windows, exterior wall, etc.) and HVAC improvements.
Oakridge Elementary School	38%	1	Building envelope improvements (roof, windows, exterior wall, etc.), fire alarm, HVAC improvements, improvements to building 2 & media center improvements
Walker Elementary School	36%	5	Building envelope improvements (roof, windows, exterior wall, etc.), fire alarm, and HVAC improvements
Chapel Trail Elementary School	35%	2	Building envelope improvements (roof, windows, exterior wall, etc.), fire alarm, and HVAC improvements
Falcon Cove Middle School	33%	6	Building envelope improvements (roof, windows, exterior wall, etc.), CR addition to allow for removal of portable buildings, HVAC improvements
Norcrest Elementary School	30%	7	Building envelope improvements (roof, windows, exterior wall, etc.), HVAC improvements, media center improvements
Davie Elementary School	28%	6	Building envelope improvements (roof, windows, exterior wall, etc.), fire sprinklers, HVAC improvements, media center improvements, safety/security upgrade

29 Schools

0-25% Complete

SCHOOL NAME	%	DISTRICT	SCOPE
Forest Hills Elementary School	25%	4	Building envelope improvements (roof, windows, exterior wall, etc.), fire sprinklers, media center improvements
Fox Trail Elementary School	25%	6	Building envelope improvements (roof, windows, exterior wall, etc.), art room renovations and equipment, conversion of existing space to Music and/or Art Lab(s), HVAC improvements, and music room renovation
Westchester Elementary School	20%	4	Building envelope improvements (roof, windows, exterior wall, etc.), electrical improvements, fire sprinklers, HVAC improvements, media center improvements, ADA restrooms, replace fire alarm, drainage improvements
Ramblewood Middle School	18%	4	Building envelope improvements (roof, windows, exterior wall, etc.), electrical improvements, fire sprinklers, HVAC improvements, media center improvements, safety/security upgrade
Riverglades Elementary School	17%	4	Building envelope improvements (roof, windows, exterior wall, etc.), fire alarm, fire sprinklers, HVAC improvements,
Endeavour Primary Learning Center	15%	5	Building envelope improvements (roof, windows, exterior wall, etc.), and HVAC improvements,

QUARTERLY HIGHLIGHTS: SCHOOLS IN CONSTRUCTION

29 Schools

0-25% Complete

SCHOOL NAME	%	DISTRICT	SCOPE
Hollywood Park Elementary School	12%	1	Building envelope improvements (roof, windows, exterior wall, etc.), electrical improvements, fire sprinklers, HVAC improvements, media center improvements
Pembroke Pines Elementary School	12%	1	Building envelope improvements (roof, windows, exterior wall, etc.), electrical improvements, HVAC improvements, media center improvements, safety / security upgrade
Stirling Elementary School	12%	1	Building envelope improvements (roof, windows, exterior wall, etc.) and HVAC improvements
Park Lakes Elementary School	10%	5	Art room renovation and equipment, Building envelope improvements (roof, windows, exterior wall, etc.), conversion of existing space to music and/or art lab(s), fire sprinklers, music room renovation
Piper High School	10%	5	Building envelope improvements (roof, windows, exterior wall, etc.), electrical improvements, fire sprinklers, HVAC improvements, media center improvements, safety/security upgrade, STEM Lab improvements
Plantation Middle School	10%	5	Building envelope improvements (roof, windows, exterior wall, etc.), electrical improvements, fire sprinklers, HVAC improvements, media center improvements
Eagle Point Elementary School	9%	6	Art room renovation and equipment, Building envelope improvements (roof, windows, exterior wall, etc.), conversion of existing space to music and/or art lab(s), fire alarm, HVAC improvements, music room renovation
New River Middle School	6%	3	Building envelope improvements (roof, windows, exterior wall, etc.) and HVAC improvements
Driftwood Middle School	5%	1	Art room renovation and equipment, Building envelope improvements (roof, windows, exterior wall, etc.), conversion of existing space to music and/or art lab(s), electrical improvements, fire sprinklers, HVAC improvements, media center improvements, safety / security upgrade
Hollywood Central Elementary School	5%	1	Building envelope improvements (roof, windows, exterior wall, etc.), electrical improvements, HVAC improvements, safety / security upgrade
Panther Run Elementary School	5%	2	Building envelope improvements (roof, windows, exterior wall, etc.), and HVAC improvements
William E. Dandy Middle School	5%	5	Building envelope improvements (roof, windows, exterior wall, etc.), fire alarm, fire sprinklers, HVAC improvements, improvements to or replacement of building 18, safety / security upgrade
Northeast High School (Primary Renovations)	4%	3	ADA renovations related to educational adequacy, electrical improvements, fire alarm, fire sprinklers, HVAC improvements, re-roofing, safety/security upgrade, STEM Lab improvements

QUARTERLY HIGHLIGHTS: SCHOOLS IN CONSTRUCTION

29 Schools

0-25% Complete

SCHOOL NAME	%	DISTRICT	SCOPE
Royal Palm STEM Museum Magnet	4%	5	Building envelope improvements (roof, windows, exterior wall, etc.), fire alarm, fire sprinklers, HVAC improvements, media center improvements
Oakland Park Elementary School	2%	3	Building envelope improvements (roof, windows, exterior wall, etc.), electrical improvements, fire alarm, HVAC improvements
Westpine Middle School	2%	5	Building envelope improvements (roof, windows, exterior wall, etc.), fire sprinklers, HVAC improvements
Central Park Elementary School	2%	6	ADA stage lift, Building envelope improvements (roof, windows, exterior wall, etc.), conversion of existing space to music and/or art lab(s), fire sprinklers, HVAC improvements, music room renovation, safety/security upgrade
Challenger Elementary School	1%	4	Building envelope improvements (roof, windows, exterior wall, etc.), conversion of existing space to music and/or art lab(s), fire alarm, HVAC improvements, music room renovation
Deerfield Park Elementary School	1%	7	Building envelope improvements (roof, windows, exterior wall, etc.), fire alarm, HVAC improvements, fire sprinklers, PE/Athletic improvements
Flamingo Elementary School	1%	6	Building envelope improvements (roof, windows, exterior wall, etc.), HVAC improvements, media center improvements
Margate Elementary School	1%	7	Conversion of existing space to music and/or art lab(s), HVAC improvements, music room renovation, PE/Athletic improvements
Virginia Shuman Young Elementary School	1%	3	Building envelope improvements (roof, windows, exterior wall, etc.), fire alarm, and HVAC improvements
Winston Park Elementary School	1%	7	Art room renovation and equipment, Building envelope improvements (roof, windows, exterior wall, etc.), conversion of existing space to music and/or art lab(s), fire sprinklers, HVAC improvements, music room renovation

DATA REPRESENTS JULY 1, 2020 – SEPTEMBER 30, 2020

QUARTERLY HIGHLIGHTS: FEATURED SCHOOLS IN CONSTRUCTION

Included below are a few highlights from the 92 schools currently in ActiConstruction.

BRIGHT HORIZONS CENTER




Roofing repairs on multiple buildings are in progress while fire sprinklers are being replaced throughout the campus.



DAVIE ELEMENTARY SCHOOL



Roofing repairs are complete. HVAC improvements, electrical work, and fire sprinkler installations remain in progress.



HAWKES BLUFF ELEMENTARY SCHOOL



The installation of two new chillers and a chiller pump are complete; meanwhile, roofing repairs are still underway.



HOLLYWOOD HILLS HIGH SCHOOL



Interior improvements, a roofing demolition, and restroom renovations are in progress. Fire sprinkler upgrades are nearing completion.




DATA REPRESENTS JULY 1, 2020 – SEPTEMBER 30, 2020

QUARTERLY HIGHLIGHTS: FEATURED SCHOOLS IN CONSTRUCTION

MIRROR LAKE ELEMENTARY SCHOOL



Restroom renovations are complete with roofing repairs and HVAC improvements not too far behind.



RAMBLEWOOD ELEMENTARY SCHOOL



Roofing repairs are almost complete with media center renovations next on the agenda.

SEAGULL ALTERNATIVE HIGH SCHOOL



Media Center and restroom renovations are complete. Work on HVAC and fire alarm improvements continue.



DATA REPRESENTS JULY 1, 2020 – SEPTEMBER 30, 2020

PROJECT SCHEDULE & BUDGET FLAGS

As of the September 30th, **nearly all projects have been flagged and deemed at risk of schedule delays with potential budget impacts.** Both schedule and budget flags can be found in the individual school spotlights for reference. The **project schedule and budget flags breakdown has not been provided in this quarter's report.** As part of the transition, **AECOM will be reevaluating the schedule and budget of all schools.**

All flags and related comments can be found in the individual school spotlights section of the report.

DATA REPRESENTS JULY 1, 2020 – SEPTEMBER 30, 2020

QUARTERLY HIGHLIGHTS: BIG 3 HIGHLIGHTS

Blanche Ely High School, Northeast High School, and Stranahan High School SMART Program updates for the quarter ending September 30, 2020.

BLANCHE ELY HIGH SCHOOL



NORTHEAST HIGH SCHOOL

STRANAHAN HIGH SCHOOL





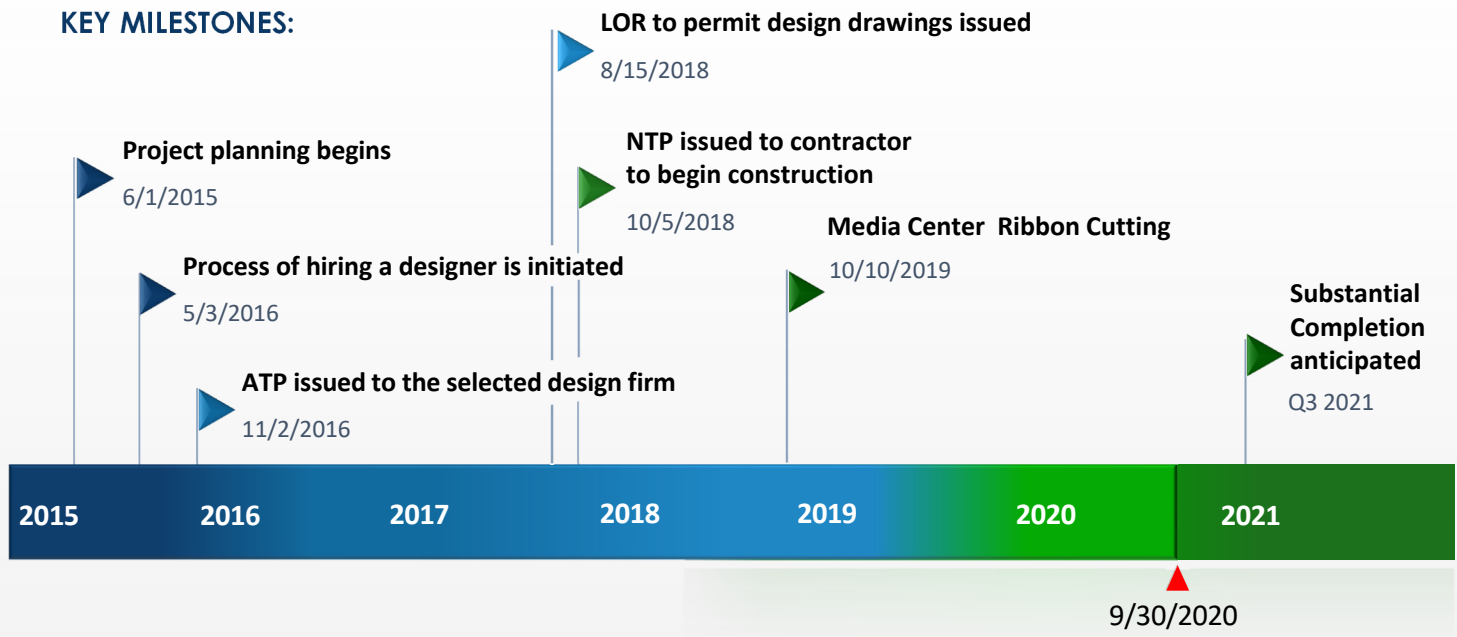
BLANCHE ELY HIGH SCHOOL

PRIMARY RENOVATIONS: **ACTIVE CONSTRUCTION PHASE 75%**

After experiencing obstacles in the Design phase, Blanche Ely's Primary Renovation project has progressed since entering the Construction phase. More than half of its renovations are now complete, including the media center, outdoor dining area, restroom, concession stand improvements in Building 14 and more.

The project has experienced delays resulting from the length of time taken to obtain an NTP for construction, as well as a roofing sub-permit. The Program Management team is working with the contractor to regain time and finalize a contractual completion date.

KEY MILESTONES:





BLANCHE ELY HIGH SCHOOL

PRIMARY RENOVATIONS: ACTIVE CONSTRUCTION PHASE 75%

COMPLETE ✓

Media Center renovations
Outdoor dining structure renovations
Replacement of chiller plant

BUILDING 1

Interior chilled water piping & AHU replacement

BUILDING 14 (Gymnasium)

Restroom
ADA restroom

IN PROGRESS

BUILDING 1

Roofing in progress

BUILDING 2

STEM lab, restroom, roofing, HVAC & fire sprinkler

BUILDING 13

ADA restroom

BUILDING 10 & 11

Roofing in progress

BUILDING 14

HVAC upgrades & wheelchair ADA lift

BUILDING 16 & 17

HVAC upgrades

BUILDING 18

STEM lab renovations

BUILDING 26

STEM lab renovations



WHEELCHAIR ADA LIFT



RELOCATION OF DRAIN LINE



DUCT WORK



BLANCHE ELY HIGH SCHOOL

SCHOOL CHOICE ENHANCEMENT: COMPLETE ✓

ITEMS DELIVERED AND INSTALLED:

- ▶ Media backdrop
- ▶ Bracket kits with ActivBoards
- ▶ Projectors
- ▶ Tables
- ▶ Chairs
- ▶ Science equipment
- ▶ Digital classroom upgrades
- ▶ Heart models
- ▶ Podium
- ▶ Laptops & adapters



ATHLETICS: COMPLETE ✓

- ▶ Weight room renovations
- ▶ Track upgrades





BLANCHE ELY HIGH SCHOOL



WHEELCHAIR ADA RAMP



WHEELCHAIR ADA RAMP



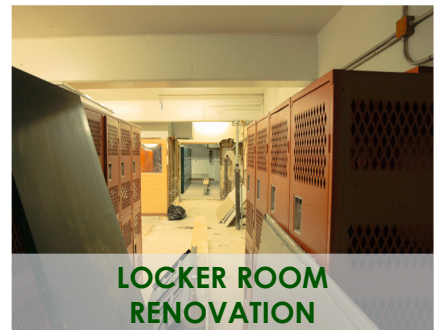
WHEELCHAIR ADA RAMP



WHEELCHAIR ADA LIFT



WHEELCHAIR ADA LIFT



LOCKER ROOM RENOVATION



LOCKER ROOM RENOVATION



RESTROOM RENOVATION



LOCKER ROOM RENOVATION

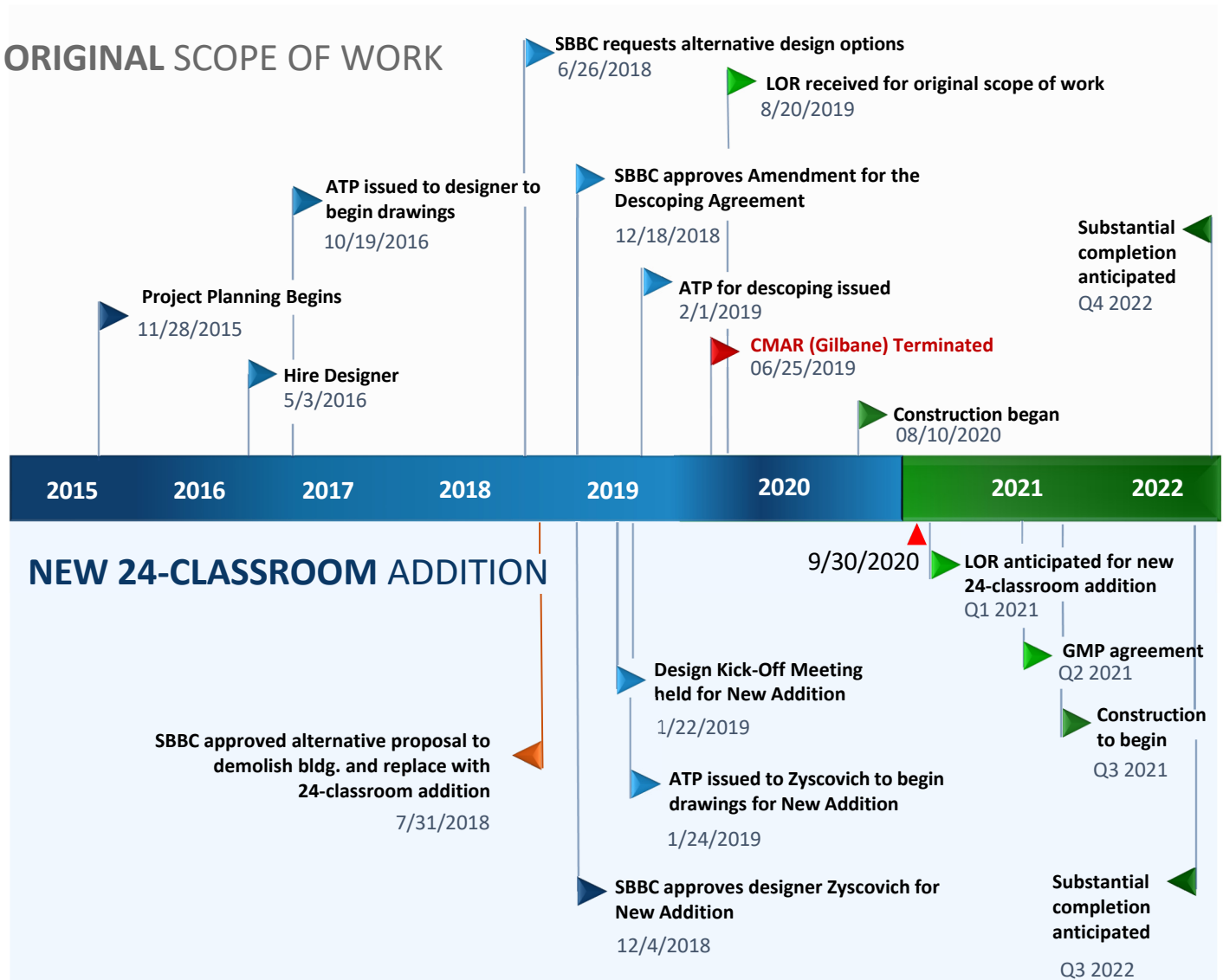


NORTHEAST HIGH SCHOOL

PRIMARY RENOVATIONS: ORIGINAL SCOPE & NEW ADDITION

The Design phase for Northeast High School presented a number of challenges and complexities, with a separated scope of work for the new 24-classroom building contributing to the length of time spent in this phase.

KEY MILESTONES:






NORTHEAST HIGH SCHOOL

PRIMARY RENOVATIONS: **ACTIVE CONSTRUCTION PHASE 4%**

IN PROGRESS

The weight room has been prioritized as part of the primary renovations. Demolition of the weight room and renovations are underway. Once the work has been completed the equipment will be installed.

The weight room is expected to be completed Q1 2021.



NEW CLASSROOM ADDITION

PRIMARY RENOVATIONS (PHASE 2): **DESIGN PHASE 96%**

- ▶ Development of the new addition is nearing the completion of Design with construction documents submitted for review by the Building Department





NORTHEAST HIGH SCHOOL

SCHOOL CHOICE ENHANCEMENT: **IMPLEMENTATION PHASE 94%**

ITEMS DELIVERED AND INSTALLED:

- ▶ Outdoor trash receptacles
- ▶ Science equipment
- ▶ Golf carts
- ▶ Scoring tables
- ▶ Digital marquee
- ▶ Gym scoreboards (2)
- ▶ Football scoreboard
- ▶ Electric strikes (2)
- ▶ Standalone door alarms
- ▶ Window wraps



The school has elected to hold on to the remaining dollars until the Primary Renovations are complete.

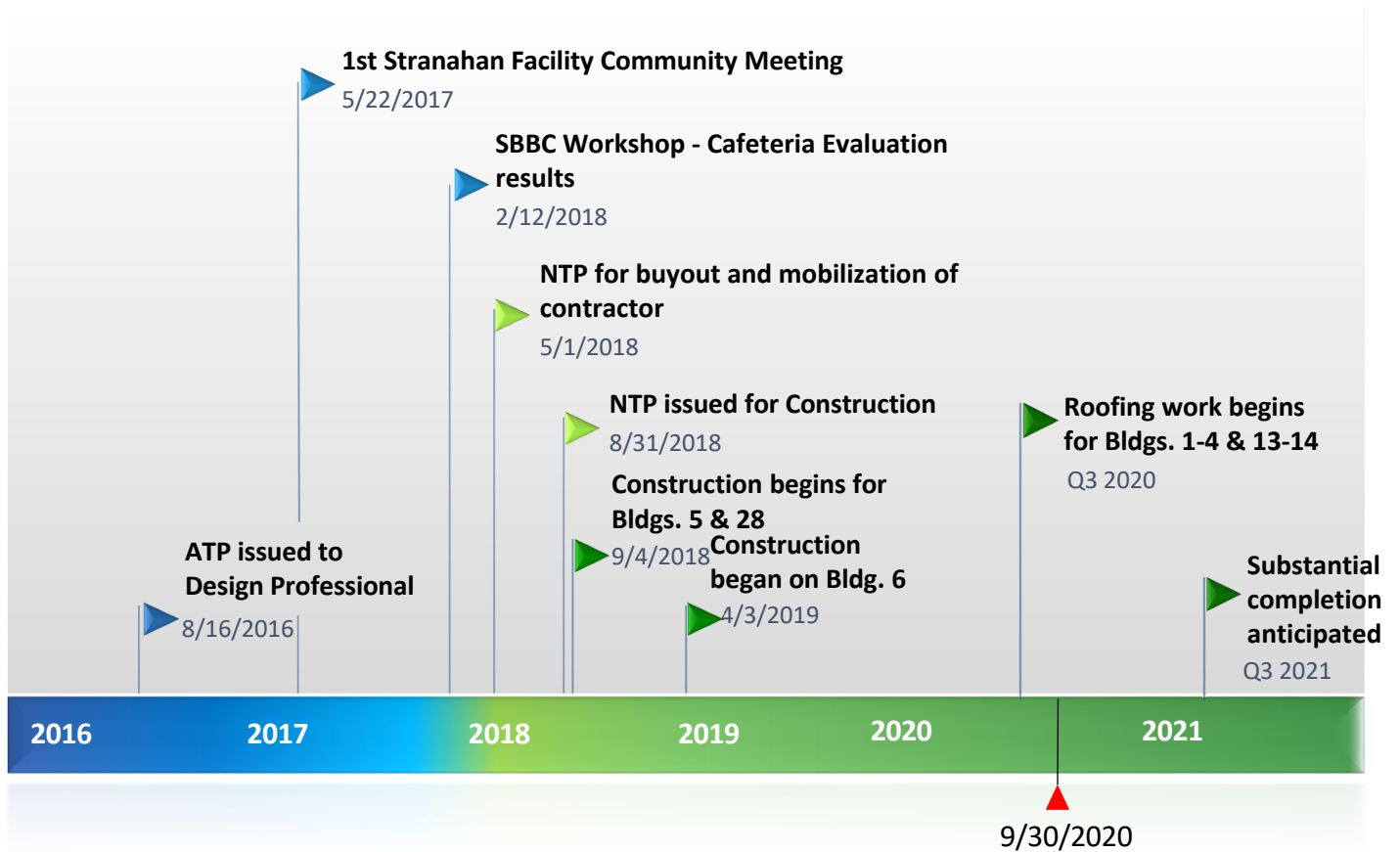


STRANAHAN HIGH SCHOOL

PRIMARY RENOVATIONS: **ACTIVE CONSTRUCTION PHASE 60%**

Although Stranahan's Primary Renovations project experienced early challenges, construction has been active at the school since September 2018, and its scheduled enhancements have made steady progress.

KEY MILESTONES:





STRANAHAN HIGH SCHOOL

PRIMARY RENOVATIONS: ACTIVE CONSTRUCTION PHASE 60%

COMPLETE ✓

BUILDING 1

HVAC improvements

BUILDING 4

Media Center renovations

BUILDING 5

Roofing, HVAC & restrooms

BUILDING 6

STEM lab, HVAC & roofing

BUILDING 7

Roofing & interior work

BUILDING 9

Restrooms

BUILDING 15 (GYMNASIUM)

HVAC improvements

BUILDING 23

STEM lab renovations



UNDERGROUND DRAINAGE



MEDIA CENTER RENOVATION

IN PROGRESS

BUILDING 1

Roofing & fire sprinklers

BUILDINGS 2 & 3

Roofing, HVAC & electrical

BUILDING 4

HVAC & roofing

BUILDING 9

Roofing & fire sprinklers

BUILDINGS 13-15

Roofing

BUILDING 20

STEM lab renovations

CAFETERIA ADDITION / RENOVATIONS: DESIGN PHASE 85%

CURRENTLY IN RE-DESIGN AT 50% DRAWINGS

RE-DESIGN AND PSA AMENDMENT APPROVED AT FEBRUARY 4TH BOARD MEETING




STRANAHAN HIGH SCHOOL

SCHOOL CHOICE ENHANCEMENT: **IMPLEMENTATION PHASE 93%**

ITEMS DELIVERED AND INSTALLED:

- ▶ 50" TVs
- ▶ Outdoor picnic benches
- ▶ Projectors
- ▶ Document cameras
- ▶ Printers
- ▶ Scientific calculators
- ▶ Column wraps
- ▶ Digital marquee
- ▶ PA system
- ▶ Office furniture
- ▶ Sisco STAR system IS machine
- ▶ Laptops
- ▶ Chairs
- ▶ Conference table
- ▶ Slab table base



ATHLETICS: COMPLETE



- ▶ Weight room renovations
- ▶ Track upgrades



STRANAHAN HIGH SCHOOL



STEM LAB RENOVATIONS



STEM LAB RENOVATIONS



STEM LAB RENOVATIONS



RESTROOM RENOVATIONS



HVAC REPLACEMENT



RESTROOM RENOVATIONS



STEM LAB RENOVATIONS



STEM LAB RENOVATIONS



RESTROOM DEMOLITION

SINGLE POINT OF ENTRY



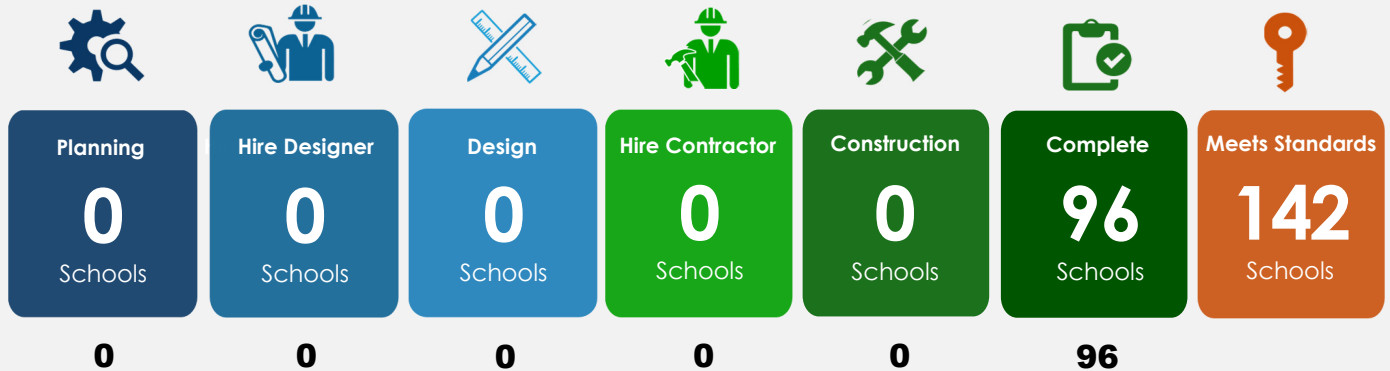
The safety and security of students and staff at all Broward County Public schools remains a central focus of the SMART Program.

SINGLE POINT OF ENTRY AT ALL SCHOOLS ARE COMPLETE AND WERE OPERATIONAL BY THE START OF THE 2019 SCHOOL YEAR.

Due to the sensitive nature of the projects and concerns for safety, the Bond Oversight Committee (BOC) Report no longer includes details about the individual statuses of Single Point of Entry (SPE) projects.

SINGLE POINT OF ENTRY SUMMARY

Data through September 30, 2020



Comparison of previously reported data: **June 30, 2020**

DATA REPRESENTS JULY 1, 2020 – SEPTEMBER 30, 2020

BOARD ACTIONS

QUARTERLY RECAP

As projects move through the Design and Construction phases, key milestones along the way require School Board approval. These milestones include the selection of a Design team, the approval of the Professional Services Agreement (PSA) between the Design team and the District, authorization to advertise for a contractor, and approval of the agreement written for the selected contractor.

Below are projects that achieved a milestone last quarter:

July 1, 2020 – September 30, 2020

63 BOARD ACTIONS

ADVERTISE FOR BIDS

Board approves process of seeking bids from contractors

10

Previously Reported: 11

Castle Hill Annex
 Country Isles Elementary School
 Croissant Park Elementary School
 Cross Creek School
 Harbordale Elementary School
 Heron Heights Elementary School
 Meadowbrook Elementary School
 South Plantation High School
 Stephen Foster Elementary School
 Thurgood Marshall Elementary School

BID RECOMMENDATIONS

Board approves a bid from a contractor after review and evaluation

16

Previously Reported: 20

Broadview Elementary School
 Broward Estates Elementary School
 C. Robert Markham Elementary School
 Coral Park Elementary School
 Coral Springs High School
 Deerfield Beach High School
 Gulfstream Early Learning Center of Excellence (f.k.a. Gulfstream Middle School)
 Henry D. Perry Education Center
 Horizon Elementary School
 J.P. Taravella High School
 Larkdale Elementary School
 Olsen Middle School
 Pines Lakes Elementary School
 South Broward High School
 Tradewinds Elementary School
 Watkins Elementary School

PSA AMENDMENTS

Board approves modifications to the original scope and/or service fees

11

Previously Reported: 8

C. Robert Markham Elementary School
 Eagle Ridge Elementary School
 Falcon Cove Middle School
 New River Middle School
 Northeast High School
 Olsen Middle School
 Parkway Middle School
 Pines Lakes Elementary School
 Piper High School
 Plantation Middle School
 Silver Ridge Elementary School

BOARD ACTIONS QUARTERLY RECAP

CONTINGENCY FUNDS

Board approves the directive or change in allocation of contingency funds

1

Previously Reported: 1

Falcon Cove Middle School

REASSIGNMENT

Board approves the reassignment of HVAC Scope of Work

1

Previously Reported: 0

South Plantation High School

CHANGE ORDERS

Board approves change in scope that do not have financial impact this quarter

20

Previously Reported: 10

Nova High School (2)
 Pompano Beach Middle School (3)
 Bright Horizons Center
 Piper High School
 Western High School
 Marjory Stoneman Douglas High School
 Morrow Elementary School
 Hollywood Hills High School
 Lauderdale Lakes Middle School (2)
 Sunrise Middle School
 Miramar Elementary School
 Charles W. Flanagan High School
 Coconut Creek Elementary School
 Cypress Elementary School
 West Hollywood Elementary School
 Gulfstream Academy of Hallandale Beach K-8

TERMINATIONS

Board approves termination of a Designer or Construction Manager

1

Previously Reported: 1

Nova Middle School

ADDITIONAL FUNDING

Board approves additional funding

2

Previously Reported: 2

Collins Elementary School
 Pines Middle School

REJECTIONS

Board approves the action to reject all bids of existing contracts

1

Previously Reported: 0

Bair Middle School

DATA REPRESENTS JULY 1, 2020 – SEPTEMBER 30, 2020

CHANGE ORDERS

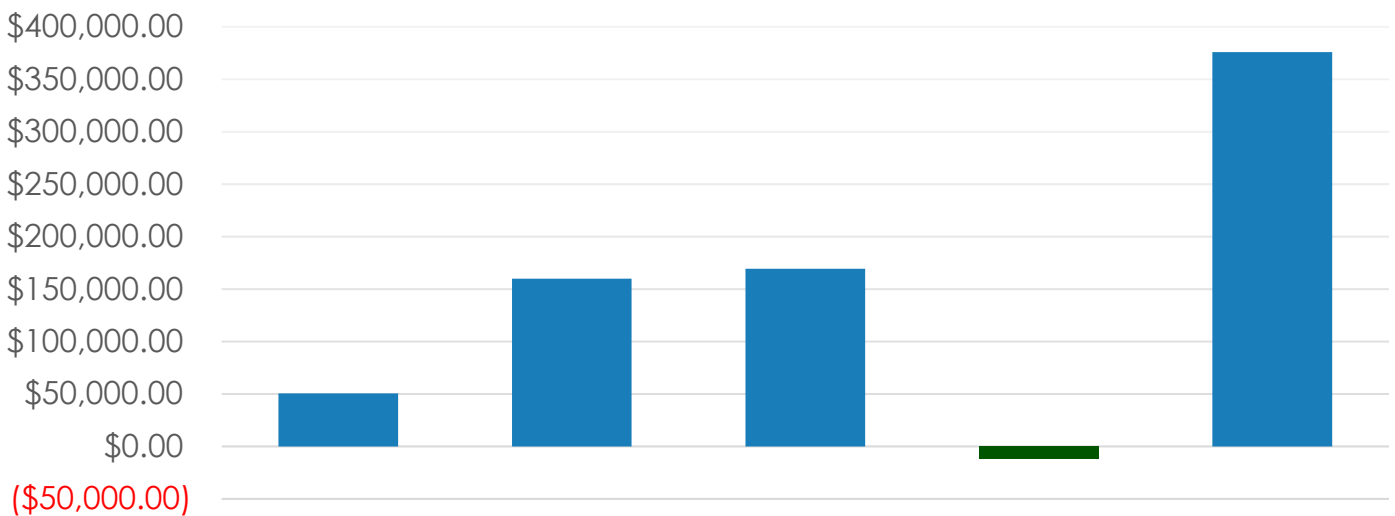
TRACKING AND REPORTING CHANGE ORDERS

As projects continue to move from Design to Construction, the SMART team has committed to tracking Change Orders as they occur and reporting on their relative impact.

- ▶ Change orders are currently tracking at **0.21%** of the total construction contract value.
- ▶ Unforeseen circumstances represent most Change Orders
- ▶ Cost savings through Owner Requests and Tax Savings are likewise tracked and reported

	Consultant Error	Consultant Omission	Owner Request	Tax Savings	Unforeseen Conditions
Change Orders (transferred from budgeted contingencies)	\$3,681.00	\$525,724.00	\$227,630.56		\$384,094.00
Credit (dollars returned to the project)				(\$12,360.69)	

CHANGE ORDER FIGURES BY SOURCE



CHANGE ORDERS

CHANGE ORDER AMOUNT BY PROJECT NAME		
PROJECT NAME	CHANGE ORDER AMOUNT	% OF CONSTRUCTION CONTRACT VALUE
Annabel C. Perry Pre K-8 - GOB Renovations	\$148,014.00	4%
Boyd Anderson HS - Media Ctr Remodeling	\$87,081.00	11%
Bright Horizons Center - SMART Program Renovations	\$196,347.00	7%
Charles W. Flanagan HS - SMART Program Renovations	\$94,634.00	1%
Coconut Creek ES - Building Renovations	\$108,129.00	3%
Cross Creek School - SPE	\$2,030.00	1%
Cypress ES - SMART Building Renovations	\$128,895.00	5%
Eagle Ridge ES - GOB Renovations	\$121,533.00	5%
Falcon Cove MS - SMART Program Renovations	\$20,004.00	0%
Gulfstream Academy of Hallandale Beach K-8 – SMART Program Renovations	\$103,766.00	3%
Hollywood Hills HS - SMART Program Renovations	\$565,130.00	3%
Indian Ridge MS - GOB Renovations	\$32,409.00	1%
Lake Forest ES - Repair Roof on Bldg 4	\$11,222.31	3%
Lake Forest ES - SMART Program Renovations	\$16,232.00	1%
Lauderdale Lakes MS - Building Renovation	\$610,943.00	12%
Lauderhill 6-12 STEM-MED Magnet School - SPE	\$13,744.00	6%
Manatee Bay ES - SMART Program Renovations	\$82,083.00	4%
McNab ES - SMART Program Renovations	\$8,133.00	0%
McNicol MS - SMART Program Renovations	\$23,508.00	3%
Morrow ES - SMART Program Renovations	\$5,686.00	0%
Nova HS - SMART Program Renovations	\$130,303.00	0%
Olsen MS - Single Point of Entry - SMART Program	\$11,588.00	7%
Pompano Beach MS - GOB Renovations	\$77,121.00	0%
Royal Palm STEM Museum Magnet - SPE	\$2,870.00	2%
South Plantation HS - Single Point of Entry - SMART Program	\$7,048.00	4%
Stranahan HS - GOB Renovations	\$267,001.00	1%
Sunrise MS - Single Point of Entry - SMART Program	\$14,946.00	10%
Tequesta Trace MS - Single Point of Entry - SMART Program	\$22,436.00	16%
Village ES - Single Point of Entry - SMART Program	\$4,600.00	3%
West Hollywood ES - GOB Renovations	\$18,602.00	1%
Western HS - SMART Program Renovations (Culinary Lab)	\$19,467.00	2%
Westpine MS - Single Point of Entry - SMART Program	\$8,871.00	5%
William E. Dandy MS - SPE	\$7,508.00	4%
Subtotal (transferred from budgeted contingencies)	\$2,971,884.31	N/A

Figures in green represent Change Orders that resulted in dollars returned to the projects.

Figures in blue represent Change Orders that required a transfer from budgeted contingencies.

CHANGE ORDERS (contd.)

CHANGE ORDER AMOUNT BY PROJECT NAME		
PROJECT NAME	CHANGE ORDER AMOUNT	% OF CONSTRUCTION CONTRACT VALUE
Forest Hills ES - HVAC Upgrade/Replacement	(\$7,727.00)	(1%)
Miramar ES - GOB Renovations	(\$9,292.00)	(2%)
Miramar HS - Single Point of Entry - SMART Program	(\$17,585.00)	(9%)
Parkway MS - Roof Replace Bldg. 22 & 24	(\$12,354.44)	(2%)
Piper HS - GOB Renovations	(\$200,000.00)	(1%)
Silver Trail MS - GOB Renovations	(\$18,042.00)	0%
Stranahan HS - Single Point of Entry - SMART Program	(\$39,740.00)	(9%)
Subtotal (dollars returned to the project)	(\$304,740.44)	(24%)

Figures in green represent Change Orders that resulted in dollars returned to the projects.

Figures in blue represent Change Orders that required a transfer from budgeted contingencies.

CHANGE ORDERS

Included below is a breakdown of the change orders that have been received during this quarter along with the board date, change order amount, reason and description.

Project Name: Bright Horizons Center – SMART Program Renovations

Board Approval Date	Change Order Amount	Percent Change	Reason	Description
Total	196,347.00	6.80%		
07.21.2020	196,347.00	6.80	Unforeseen Condition	Roofing: As a result of required additional roof testing, it was determined that additional installation of lightweight insulated concrete (LWIC), 5/8" seurock sheathing, and expansion joints for the revised roofing scope of work will be required.

Project Name: Charles W. Flanagan HS - SMART Program Renovations

Board Approval Date	Change Order Amount	Percent Change	Reason	Description
Total	94,634.00	0.80%		
08.19.2020	5,520.00	0.05	Consultant Error	Electrical Breaker Change for Secondary Chilled Water Pumps: Provide labor and material to remove two 200- amp electrical breakers specified by design documents and replace with larger 300-amp breaker answered to RFI-127. Work in Building 3 Chiller Plant was part of the SMART project design including replacement of chillers, cooling towers, pumps, electrical gear and accessories. However, the 200-amp breakers in design were too small for secondary chilled water pump motor amp load. This only occurred when VFD's were started in hand mode (by-pass). The smaller breaker would trip, pumps would shut down stopping chilled water flow to all buildings on campus. The tripping of pump breaker was discovered during the chiller/pump start-up phase.

Project Name: Coconut Creek ES – Building Renovations

Board Approval Date	Change Order Amount	Percent Change	Reason	Description
Total	108,129.00	2.86%		
08.19.2020	1,901.00	0.05	Owner Request	Payment & Performance Bond Adjustment- Owner Request Change Orders: Due to this project approaching final completion, a required reconciliation has been performed of the Contractors payment and performance bond premium. The outcome of this required reconciliation has resulted in a performance bond premium adjustment due the cumulative amount of change orders issued during construction.
08.19.2020	61.00	0.00	Consultant Omission	Payment & Performance Bond Adjustment - Consultant Omission Change Orders: Due to this project approaching final completion, a required reconciliation has been performed of the Contractors payment and performance bond premium. The outcome of this required reconciliation has resulted in a performance bond premium adjustment due the cumulative amount of change orders issued during construction.
08.19.2020	31.00	0.00	Consultant Error	Payment & Performance Bond Adjustment- Consultant Error Change Orders: Due to this project approaching final completion, a required reconciliation has been performed of the Contractors payment and performance bond premium. The outcome of this required reconciliation has resulted in a performance bond premium adjustment due the cumulative amount of change orders issued during construction.

CHANGE ORDERS

Project Name: Cypress ES – SMART Building Renovations				
Board Approval Date	Change Order Amount	Percent Change	Reason	Description
Total	128,895.00	4.53%		
08.19.2020	277.00	0.01	Unforeseen Condition	Payment & Performance Bond Adjustment - Unforeseen Condition Change Orders: Due to this project approaching final completion, a required reconciliation has been performed of the Contractors payment and performance bond premium. The outcome of this required reconciliation has resulted in a performance bond premium adjustment due the cumulative amount of change orders issued during construction
08.19.2020	527.00	0.02	Owner Request	Payment & Performance Bond Adjustment - Owner Request Change Orders: Due to this project approaching final completion, a required reconciliation has been performed of the Contractors payment and performance bond premium. The outcome of this required reconciliation has resulted in a performance bond premium adjustment due the cumulative amount of change orders issued during construction
08.19.2020	219.00	0.01	Consultant Omission	Payment & Performance Bond Adjustment - Consultant Omission Change Orders: Due to this project approaching final completion, a required reconciliation has been performed of the Contractors payment and performance bond premium. The outcome of this required reconciliation has resulted in a performance bond premium adjustment due the cumulative amount of change orders issued during construction.

Project Name: Gulfstream Academy of Hallandale Beach K-8 - SMART Program Renovations				
Board Approval Date	Change Order Amount	Percent Change	Reason	Description
Total	103,766.00	2.73%		
09.15.2020	9,270.00	0.24	Unforeseen Condition	Replacing Sanitary Pipe: Provide Labor, Equipment and Material to replace corroded and broken cast iron sanitary pipes and connect existing plumbing fixtures to the new PVC line. As part of the new sanitary pipe installation, a floor drain was installed in the Mechanical Room.
09.15.2020	8,451.00	0.22	Unforeseen Condition	Replacing A/C duct insulation: Provide Labor, Equipment and Material to replace A/C duct insulation that was removed during the asbestos abatement process in Building 1. Also, restoration of soffits and walls are required due to damage caused during this process.
09.15.2020	17,704.00	0.47	Unforeseen Condition	Renovate FISH 101A in Building 1: As part of the new sanitary pipe removal and installation, the Contractor had to trench inside FISH 101A (the Assistant Principal's office) to reach the pipe. The carpet had to be removed along with the wood panels in the office. During this process, mold was discovered behind the carpet cove base and the wooden panels were rotted. Labor, Equipment, and Material are required to remove and replace existing damaged wood panels, paint the room, remove and reinstall electrical outlets and raceways in Building
09.15.2020	1,143.00	0.03	Unforeseen Condition	Removal of a Tree Stump: Provide Labor, Equipment and Material to remove an underground tree stump that was interfering with the main line to the fire sprinklers that is being installed.
09.15.2020	61,509.00	1.62	Consultant Omission	Install a New MDP2: Provide Labor, material and equipment to install a new MDP2 panel in order to remove the noncompliant electrical connections from MDP1 electrical panel. This also requires relocation of the existing equipment from the south wall to the north wall of the chiller room due to spacing issues. Add new conduit, feeders and grounding in order to accommodate the new MDP2 panel as per ASI #3.
09.15.2020	5,689.00	0.15	Owner Request	Upgrade Electrical panel: Provide labor, materials and equipment to upgrade Building 12 Art Room electrical panel to allow the accommodation of the second Kiln.

CHANGE ORDERS

Project Name: Hollywood Hills HS – SMART Program Renovations				
Board Approval Date	Change Order Amount	Percent Change	Reason	Description
Total	565,130.00	3.07%		
07.21.2020	-231,000.00	(1.25)	Owner Request	Soprema Product Substitution Credit: Substitution of roofing product from Soprema Roofing will result in an overall cost savings associated with utilizing the StyreneButadiene-Styrene (SBS) Roofing System material.
07.21.2020	9,380.00	0.05	Owner Request	Removal of Tower Antenna in Building 1: During GMP negotiations, the BECON TV tower antenna was omitted from the scope of work by the contractor. It was assumed the antenna would be removed by BECON TV/Physical Plant Operations (PPO) and not by the contractor. The tower antenna in Building 1 will now be removed by the contractor.
07.21.2020	761,166.00	4.13	Unforeseen Condition	Roof Lightweight Insulating Concrete Demo: As a result of preliminary moisture level testing, higher moisture levels were discovered in most of Building 1 and portions of Building 5. It was determined that the amount of existing lightweight concrete on the roof must be removed.
07.21.2020	11,395.00	0.06	Consultant Error	Insulated Low-E Glazing of Windows in Building 7: The glazing and materials utilized require adjusting from a 9/16" grey-tinted non-low-e impact glass, to a 5/16" insulated low-e glass to meet current building code
07.21.2020	3,487.00	0.02	Consultant Omission	Wood Stud Replacement 232: During demolition of wall finishes, wood studs were discovered. The wood studs must be replaced with metal studs to meet code requirements.
07.21.2020	6,900.00	0.04	Owner Request	Boiler Feed Unit Credit: The boiler feed unit was added to the scope of work. It was later determined the motors for the unit were in fact operational. Therefore, the boiler feed unit is no longer required. As a result, a credit will be issued

CHANGE ORDERS

Project Name: Lauderdale Lakes MS – Building Renovation				
Board Approval Date	Change Order Amount	Percent Change	Reason	Description
Total	610,943.00	12.37%		
07.21.2020	55,216.00	1.12	Owner Request	Overtime Hours for Condensed Post Abatement Schedule: Contractor was instructed by the Owner to condense the number of calendar days required to reopen FISH 202 after the Asbestos Abatement was completed. This will require the contractor and the subcontractors to work extended hours to meet the contractual deadline.
07.21.2020	5,692.00	0.12	Consultant Error	: Installation of Panel M1: The permitted plans did not account for the existing electrical panels' load capacity (it was insufficient to carry the proposed chiller pump). Therefore, installation of an additional M1 Electrical Panel will be required to meet code.
07.21.2020	18,721.00	0.38	Consultant Error	: Fire Alarm System Change: Upon the Building Department's review of the fire alarm shop drawings, it was determined that the proposed fire alarm system will require additional devices that were not called out in the specification or by the Architect.
07.21.2020	28,560.00	0.58	Owner Request	Fire Spray and Fire Stop South Half of FISH 202: It was determined that Fire Spray and Fire Stopping were required to protect exposed joints, a steel I beam, and the masonry head of the wall in Building 1.
07.21.2020	2,905.00	0.06	Consultant Omission	Fire Damper Installation in Corridor: Due to an existing concrete column in Building 1, the contractor is not able to install the specified fire damper in the corridor called out in the permitted plans. New fire dampers were specified and will be installed to fit in the required location.
07.21.2020	27,099.00	0.55	Consultant Error	Replace Fire Protection in Rooms 181, 181A, 181C, and 181E Due to Room Classification: The original permitted plans called for PVC piping system in Rooms 181, 181A, 181C, and 181E. These rooms are classified as Technology/Industry Exploration Labs and are required by The School Board of Broward County (SBBC) specifications to have steel piping system. The PVC pipe system was installed prior to discovering SBBCs required specifications for these rooms. Therefore, the PVC piping will be removed and replaced with steel piping to meet SBBC requirements
07.21.2020	-14,000.00	(0.28)	Owner Request	Credit for Standing Seam Metal Roof Scope: Coating of the existing standing-seam metal roof was included in the Contractor's scope of work; however, this could not be accomplished as the roof does not meet current building code requirements. This item was de-scoped at the request of the Owner.
07.21.2020	385,780.00	7.80	Owner Request	Pre-abatement Preparation and Postabatement Construction for Mechanical Room 202: In order to allow for the completion of the Contractor's contractual scope of work, the Owner must abate the existing asbestos-containing ceiling in the mechanical room FISH 202. The work to be performed by the Contractor, contained herein, is in support of the Owner's asbestos abatement requirements.
07.21.2020	2,147.00	0.04	Owner Request	Repair Existing Duct Work and Reinstall Heater for AHU 1-7: Repair and replace the existing supply duct work and reinstall the existing heater for AHU 1-7 in FISH 202 that was damaged during asbestos abatement

CHANGE ORDERS

Project Name: Miramar ES – GOB Renovations				
Board Approval Date	Change Order Amount	Percent Change	Reason	Description
Total	-9,292.00	(0.19)%		
08.19.2020	95,611.00	1.96	Consultant Error	Balancing Valve Installation - Due to conflicting plans and specifications as part of the required design standard for a constant flow chilled water system, proper balancing valves for this system were not installed. They were not reflected in the plans or in the piping diagrams. As a result, additional labor and materials were required for the installation of 88 balancing valves in the new Air Handling Units (AHUs) and Fan Coil Units (FCUs) on campus.

Project Name: Morrow ES – SMART Program Renovations				
Board Approval Date	Change Order Amount	Percent Change	Reason	Description
Total	5,686.00	0.47%		
07.21.2020	228.00	0.02	Consultant Error	Additional Media Center Wall Coatings: Dated shelving and bulletin boards were previously removed and replaced with new shelving and bulletin boards. The wall area spaces where the previous shelving and two bulletin boards existed will require painting.

Project Name: Nova HS – SMART Program Renovations				
Board Approval Date	Change Order Amount	Percent Change	Reason	Description
Total	130,303.00	0.52%		
07.21.2020	16,746.00	0.07	Consultant Error	Wiring: Provide labor and materials to replace existing aluminum feeder wire in Building 15 with copper feeder wire to meet code compliance.
08.19.2020	20,188.00	0.08	Owner Request	Single Point of Entry Sidewalk: Provide labor and material to install owner requested sidewalk to access single point of entry for school opening. (
08.19.2020	88,965.00	0.35	Owner Request	Building 15 Soundlok Rooms: After receiving confirmation that the product was not included in the District's contract, the Soundlok rooms and associated mechanical and electrical connections were subsequently added back to the project by the owner after the approved GMP.
08.19.2020	4,404.00	0.02	Consultant Omission	Fire Protection for Building 6 Mechanical Room: Installation of new fire protection for Building 6 Mechanical Room was required to meet code compliance. (Consultant Omission

CHANGE ORDERS

Project Name: Piper HS – GOB Renovations				
Board Approval Date	Change Order Amount	Percent Change	Reason	Description
Total	-200,000.00	(0.34)%		
07.21.2020	-200,000.00	(1.34)	Owner Request	As part of the resolution to allow H.A. Contracting Corp. to substitute MWBE subcontractors after bid was awarded, H.A. Contracting Corp. agreed to credit the Owner for the difference in the Contract Sum in accordance with Bid Documents

Project Name: Pompano Beach MS – GOB Renovations				
Board Approval Date	Change Order Amount	Percent Change	Reason	Description
Total	77,121.00	4.00%		
07.21.2020	17,340.00	0.18	Unforeseen Condition	Building 5 Sanitary Line Replacement: Provide required labor and materials for the replacement of the existing underground sanitary line outside of Building 5 due to corrosion damage. It was discovered the existing pipe was corroded/damaged beyond repair. Further investigation/excavation is required to expose all damaged sanitary lines and determine a new connection point. The replacement of lines, backfill and compact, cut and pour back sidewalk slabs, and landscape restoration is required to complete the scope of work.
07.21.2020	15,432.00	0.16	Consultant Error	New Panel Feed: Due to the uncertainty of the existing underground wires and conduits, the installation of a new panel feed is required from Building 1 to Building 5.
08.19.2020	9,097.00	0.09	Consultant Error	Building 1 Restroom Improvements: The original design of the new ADA restroom layout did not provide appropriate lighting levels, emergency lighting occupancy sensors, and the interlocking of light circuits to the new exhaust fans. These changes were required to meet ADA code compliance
09.15.2020	17,964.00	1.82	Unforeseen Condition	Electrical Improvements in Building 4: Provide labor and material to correct multiple existing electrical code violations discovered above the acoustical ceiling in Building 4 prior to school occupancy.
09.15.2020	17,288.00	1.75	Unforeseen Condition	Electrical Improvements in Building 1: Provide labor and material to correct multiple existing electrical code violations discovered above the acoustical ceiling in Building 1 prior to school occupancy.

Project Name: Sunrise MS – Single Point of Entry – SMART Program				
Board Approval Date	Change Order Amount	Percent Change	Reason	Description
Total	14,946.00	9.67%		
08.19.2020	9,291.00	6.01	Consultant Error	Demolition and replacement of existing sidewalk and soffit: Demolition of the existing sidewalk is required to provide a new raised sidewalk for ADA accessibility to the new single point of entry office per the Florida Building Code. In addition, demolition and replacement of the existing soffit is required in order to install the new door frame at front.
08.19.2020	1,610.00	1.04	Owner Request	Additional Vinyl Composition Tile (VCT) Installation in Administration Area: The construction documents reflect patching and repairing of the existing VCT after installation of the new door and frame in Administration Room 223D. However, the existing VCT could not be matched, therefore, the entire room had to be replaced with new VCT.
08.19.2020	4,045.00	2.62	Consultant Error	Connect Light Fixture to Energy Management System (EMS) Control: During a rough-in inspection, it was recommended that the exterior lighting in the corridor outside of Room 223D should be placed on light switches in lieu of the EMS connection so the lights may be turned on and off as needed.

CHANGE ORDERS

Project Name: West Hollywood ES – GOB Renovations				
Board Approval Date	Change Order Amount	Percent Change	Reason	Description
Total	18,602.00	0.62%		
09.15.2020	4,061.00	0.14	Unforeseen Condition	Additional Stucco Repair: Upon commencement of the original stucco repair scope additional areas in the amount of 150 sq. ft. were identified as requiring repair by the project team.
09.15.2020	14,541.00	0.48	Consultant Omission	Supply Air Drops: Installation of supply air drops in thirty-five (35) mechanical rooms per SBBC Mechanical Design Criteria.

Project Name: Western HS – SMART Program Renovations (Culinary Lab)				
Board Approval Date	Change Order Amount	Percent Change	Reason	Description
Total	77,121.00	4.00%		
07.21.2020	15,093.00	1.37	Unforeseen Condition	Replacement of Fiberglass Ductwork: Upon discovering that the culinary lab has fiberglass ductwork, it was determined that the fiberglass ductwork must be replaced with sheet metal ductwork to meet code requirements.
07.21.2020	3,943.00	0.36	Consultant Error	Replacement of Impact Window: The impact windows currently in the culinary lab must be replaced with fire rated windows and door sight glass at fire rated wall to meet code requirements.
07.21.2020	431.00	0.04	Consultant Omission	Increase the Chilled Water Flow: It was discovered that the Air Handling Unit (AHU-3A) in culinary lab has insufficient chilled water flow. Therefore, the chilled waterflow will be increased to meet the needs of the Air Handling Unit.

HOLDING VENDORS ACCOUNTABLE

The following is a list of design firms that were either fined or had financial penalties levied against them because they were severely delayed compared to the planned schedule.

- ▶ The Program Management team continues to enforce the damages/financial penalties clause of the Professional Services Agreement (PSA) with designers.
- ▶ To date, the team has recovered **\$322,800** in penalties from architects/engineers who completed the Design phase.
- ▶ Designers and construction managers have been closely monitored to evaluate potential for further delays or best use of bond dollars.
- ▶ Included below is a running list of financial penalties that have been collected to date:

PROJECT	VENDOR	BOARD DATE	AMOUNT OF CREDIT	ACTION TAKEN
Stranahan HS	Wolfberg Alvarez	9/17/2019	\$19,600	Service fee reduction
Pioneer MS	Williamson Dacar	10/15/2019	\$18,000	Service fee reduction
Westwood Heights ES	ACAI	11/15/2019	\$16,000	Service fee reduction
Mirror Lake ES	ACAI	11/15/2019	\$18,000	Service fee reduction
North Side ES	ACAI	11/15/2019	\$12,000	Service fee reduction
McNab ES	ACAI	11/15/2019	\$7,500	Service fee reduction
Hollywood Hills HS	ACAI	12/10/2019	\$14,700	Service fee reduction
Nova HS	ACAI	12/10/2019	\$15,800	Service fee reduction
James M. Rickards MS	Williamson Dacar	12/10/2019	\$28,000	Service fee reduction
Blanche Ely HS	Wolfberg Alvarez	2/19/2020	\$27,650	Service fee reduction
Maplewood ES	MC Harry	4/21/2020	\$11,050	Service fee reduction
Eagle Point ES	Williamson Dacar	6/23/2020	\$23,200	Service fee reduction
New River MS	Crain Atlantis	7/21/2020	\$25,000	Service fee reduction
Sea Castle ES	Crain Atlantis	8/19/2020	\$20,000	Service fee reduction
Plantation MS	Sol-Arch	9/15/2020	\$25,800	Service fee reduction
Piper HS	Wolfberg Alvarez	9/15/2020	\$40,500	Service fee reduction
Subtotal:			\$322,800	

RESPONSES TO TAXWATCH & BOC QUESTIONS

We're taking this opportunity to formally address questions and requests that were brought up at prior BOC meetings, BOC workshops and in TaxWatch reports.

Q: Florida TaxWatch recommends the Executive Director, Capital Programs, verify the current planned completion schedule for all remaining SMART Program construction projects.

A: As was mentioned at the last quarterly meeting, the District has been working on transitioning Program Management of the SMART Program improvements from CBRE | Heery to AECOM Technical Services. The new program manager has been on board since August 21, 2020. They are in the process of evaluating the schedule and will provide an update as soon as the plan is complete.

Q: Florida TaxWatch recommends the Executive Director, Capital Programs, explain why the hard and soft costs for the ten schools at which construction activities had reached substantial/final completion are outside the identified cost percentage ranges.

A: The soft cost numbers have been re-calculated now that the new PMOR contract has been executed and the value has been added to the SMART Program. Please see the table below.

Hard and Soft Costs - Running Total of Completed Primary Projects

P#	Project Name	Hard %	Soft %
1847	Charles Flanagan HS - SMART Program Renovations	81%	19%
1413	Coconut Creek ES - SMART Program Renovations	81%	19%
1412	Cypress ES - SMART Program Renovations	84%	16%
1662	Dr. MLK Montessori Academy - SMART Program Renovations	81%	19%
1748	Indian Ridge MS - GOB Renovations	81%	19%
1759	Manatee Bay ES - SMART Program Renovations	84%	16%
1941	McNicol MS - SMART Program Renovations	67%	33%
1727	Miramar ES - SMART Program Renovations	82%	18%
1885	Palm Cove ES - SMART Program Renovations	80%	20%
2009	Silver Lakes ES - SMART Program Renovations	85%	15%
1906	Silver Shores ES - SMART Program Renovations	81%	19%

*subject to change after warranty period is complete

RESPONSES TO TAXWATCH & BOC QUESTIONS (cont.)

Q: Florida TaxWatch recommends the Executive Director, Capital Programs, explain why the hard and soft costs for the ten schools at which construction activities had reached substantial/final completion are outside the identified cost percentage ranges.

The important distinction here is budget versus actual. While the project budgets were developed with approximately 30% soft line items such as Design, Program Management, FF&E, IT and Contingencies, when the project is completed, the funds that remain unspent are then swept back to the SMART Program Reserve and that lowers the soft cost percentage.

The anomaly in the table above, McNicol MS, is due to the fact that a major portion of the project was FF&E, which was provided by the Owner and therefore counted as a soft cost.

Section 5

Facilities Sub-Section



SCHOOL CHOICE ENHANCEMENT PROGRAM (SCEP)

SCEP QUARTERLY HIGHLIGHTS



9 

SCHOOLS COMPLETE THIS QUARTER

Schools that have joined the list of those with fully **complete** SCEP enhancements since the last quarter's update

141



SCHOOLS COMPLETE TO-DATE

All SCEP items have been both **delivered and installed**, with a SCEP fund balance of **5% or less remaining** to be spent

1,706



TOTAL SCEP ITEMS TO-DATE

All items that have been **delivered and installed** at schools districtwide

230






SCHOOLS UNDERWAY OR COMPLETE

Representing **all schools in Funding Years 1-5**

SCEP QUARTERLY HIGHLIGHTS

With all SCEP projects now active or complete, schools across the District are beginning to make the most of their upgrades.

	PREVIOUS QUARTER ENDING JUNE 30, 2020	CURRENT QUARTER ENDING SEPTEMBER 30, 2020
 1 Planning/ Design	23	19
 2 Implement Improvements	75	70
 3 Improvements Complete	132	141
TOTAL	230 SCHOOLS	230 SCHOOLS

NOTE:

Although many schools have received a significant portion of their SCEP items to date, projects officially remain in the **Implement Improvements** phase until all items have been **delivered and installed**.

A new process has been implemented to determine a school's completion status in the School Choice Enhancement Program. Projects will still follow the three phased process for voting on items; however, **a school must now reach the following criteria to be considered complete:**

- ▶ Delivery of all items selected in voting
- ▶ A balance of 5% or less remains

DATA REPRESENTS JULY 1, 2020 – SEPTEMBER 30, 2020

SCEP QUARTERLY HIGHLIGHTS: FEATURED SCEP PROJECT

Lauderdale Lakes Middle School is one of the latest schools to complete their School Choice Enhancement Program with all ordered items delivered and installed.

Delivered items include **row machines, a flight simulator, a pilot simulator, a Shoot-A-Way machine, Tour-de-France bikes, a digital marquee, and a dance floor.**



**FLIGHT AND PILOT
SIMULATOR**



**SHOOT-A-WAY
MACHINE**



DANCE FLOOR



TOUR-DE-FRANCE BIKES



DIGITAL MARQUEE

With students back on campus in the near future, they'll finally be able to get their hands on some of these new enhancements. Of the new items, the digital marquee and outdoor benches will get immediate use. The digital marquee will be essential in keeping the community updated on the latest news surrounding the school and the outdoor benches will aid in keeping students safely apart as they wait to be picked up from school.

Once it is safe to resume normal social activities, students will be able to make use of the other delivered items. The flight simulator will be used to mimic flying in an aircraft as part of pilot training.

The Shoot-A-Way machine and Tour-de-France bikes will be a great addition to PE class as a fun alternative to traditional exercise.

Even with schools vacant for a significant portion of the year, the School Choice Enhancement Program continued to deliver selected items to schools across the District, maintaining its mission to provide schools with the tools they need to achieve success.



FLIGHT SIMULATOR



OUTDOOR BENCHES

DATA REPRESENTS JULY 1, 2020 – SEPTEMBER 30, 2020

SCEP QUARTERLY HIGHLIGHTS:

FEATURED SCEP PROJECTS COMPLETED THIS QUARTER



COLBERT MUSEUM MAGNET

(District 1)

Delivered: Laptops, Recordex, camera, microphone, media center chairs, shade structure, laptop carts, and digital marquee



DISCOVERY ELEMENTARY

(District 5)

Delivered: PE equipment, classroom carpets, books, stage curtains, furniture, portable and cafeteria sound systems, cabinets, podiums, outdoor benches, tables, tricaster, projector, murals, golf carts, front office furniture, and fabric for chairs



FOX TRAIL ELEMENTARY

(District 6)

Delivered: Laptops, desk, file drawer, front office desk, office chairs, playground upgrades, and murals

SUMMARY OF SCEP PROJECTS: COMPLETE

141 SCHOOLS COMPLETE		
SCHOOL NAME	DISTRICT	STATUS
Annabel C. Perry Pre K - 8 (f.k.a. Annabel C. Perry Elementary)	1	Delivered: Front office renovation, laptops, golf carts, athletic equipment, outdoor furniture, digital marquee, floor mats, front door wrap, minifridge, presentation cabinets and chain link fence artwork
Atlantic Technical High School & Technical College	7	Delivered: Furniture/renovation for the media center
Atlantic Technical, Arthur Ashe, Jr Campus	5	Delivered: Furniture/renovation for the media center
Atlantic West Elementary School	7	Delivered: Janitorial equipment, folding chairs, digital marquee, front office furniture and shade structure on PE court
Attucks Middle School	1	Delivered: Front office renovation, murals, facilities equipment, technology, lab remodeling, media center upgrade, LCD projectors and an interior audio system
Bair Middle School	5	Delivered: Projector, portable sound system, cafeteria sound system, indoor office furniture, laptops and an Earthwalk cart
Bayview Elementary School	3	Delivered: Cafeteria sound system, printers, poster maker, parking stanchions, furniture (tables, chairs for 3rd, 4th & 5th grade), cafeteria projector cage, LCD panel assembly touch screen, AC adapter, 4-cell battery and laptops
Beachside Montessori Village	1	Delivered: Music equipment, athletic equipment, math and science equipment, portable sound system, cafeteria audio system, microscopes, cabinets and laptops
Blanche Ely High School	7	Delivered: Media backdrop, indoor tables, bracket kits with ActivBoards, projectors, tables, chairs, science equipment, digital classroom upgrades, heart models, podium, laptops and adaptors

SUMMARY OF SCEP PROJECTS: COMPLETE

141 SCHOOLS COMPLETE (contd.)		
SCHOOL NAME	DISTRICT	STATUS
Boyd H. Anderson High School	5	Delivered: Recordex, sound system for the gymnasium, laptop cart with laptops, portable sound system, roof for visitor's dugout, lockers, golf carts and gym wall pads
Broadview Elementary School	4	Delivered: Digital marquee, classroom rugs, playground upgrades and equipment, laptops, mini HDMI and adapters
C. Robert Markham Elementary School	7	Delivered: Furniture (student desks, chairs, cafeteria tables, front office furniture) and water bottle filling stations
Castle Hill Elementary School	5	Delivered: Mimio boards, murals, cafeteria sound system, projector, TVs, TV production studio, classroom furniture, digital marquee and projector screen
Chapel Trail Elementary School	2	Delivered: Laptops, stage curtains, bus loop shade and shade structure
Charles Drew Elementary School	7	Delivered: Portable PA system, trash cans, murals, two-way radios, projectors, golf carts, cafeteria sound system, floor mats, traffic cones, stage curtains, office furniture and picnic tables
Charles Drew Resource Center	7	Delivered: Front office renovation, microphones, office furniture, Elmo boards, speakers, printers, outdoor benches and ThinkPad's
Coconut Creek Elementary School	7	Delivered: TVs, playground upgrades, outdoor benches and tables
Coconut Creek High School	7	Delivered: Projectors, auditorium sound system, cafeteria tables, laptop carts, laptops, projector screen and auditorium projector In progress: 100E Lenovo laptops

SUMMARY OF SCEP PROJECTS: COMPLETE

141 SCHOOLS COMPLETE (contd.)		
SCHOOL NAME	DISTRICT	STATUS
Coconut Palm Elementary School	2	Delivered: PIP rubber surfacing, basketball shade structure, Aiphone submaster station, Recordex, (2) AC adapters and laptops
Colbert Museum Magnet	1	Delivered: Laptops, laptop carts, Recordex , camera, microphone, media center chairs, shade structure and Digital marquee
Collins Elementary School	1	Delivered: Document cameras, printers, outdoor bulletin boards, two-way radios, projector screen, murals, ThinkPads laptops, Recordex and a digital marquee
Coral Cove Elementary School	2	Delivered: LCD projectors ceiling mounted
Coral Springs High School	4	Delivered: ThinkPads, Eathwalk carts, printers and projectors
Country Isles Elementary School	6	Delivered: Sand replacement with PIP surfacing in K-2 & 3-5 play areas
Cypress Bay High School	6	Delivered: Projectors, (112) printers, projector in auditorium, (4) Recordex and office furniture
Cypress Elementary School	3	Delivered: Picnic tables, furniture for student service area, teacher workroom renovation, Playground PIP and digital marquee
Cypress Run Education Center	7	Delivered: Staff and student laptops, computers for other areas such as computer lab, TV production, laptops and USB drives
Dave Thomas Education Center - East	7	Delivered: Lenovo laptops, digital marquee and front office furniture
Dave Thomas Education Center - West	7	Delivered: Reconstruction of Room 202, technology items, outdoor furniture, Recordex and wall wraps

SUMMARY OF SCEP PROJECTS: COMPLETE

141 SCHOOLS COMPLETE (contd.)		
SCHOOL NAME	DISTRICT	STATUS
Davie Elementary School	6	Delivered: Laptops, desktops, Earthwalk carts, printers, reading tables, cafeteria system upgrades, stage curtains, teacher lounge upgrade, classroom rugs, Recordex and teacher lounge updates - (conference table - cabinets - presentation board - 2 leather seating - 6 black leather chairs - 5 leather fabric), iPads and HDMI cables
Deerfield Beach Elementary School	7	Delivered: Fence around the butterfly garden, tables, stools, bookcases, indoor furniture, outdoor classroom shade, 8x12 classroom rugs and chairs
Deerfield Beach Middle School	7	Delivered: Broadcasting equipment, high student desks, armless chairs, tabletop, flip down table base, teachers' desks, Collison tables for STEM lab, furniture for room 212 medical and rooms 301E - 301F – 302 & Zenergy stools, armless chairs, window wraps, presser kits and MakerBot 3D printers, and washer & dryer
Dillard 6-12 School	5	Delivered: Poster maker, 3D printer, student laptops, chairs, furniture, golf carts and digital marquee
Discovery Elementary School	5	Delivered: PE equipment, classroom carpets, books, stage curtains, furniture, portable sound systems, cabinets, podiums, outdoor benches, tables, tricaster, TVs, cafeteria sound system, projector, murals, golf carts, front office furniture, and fabric for chairs
Dolphin Bay Elementary School	2	Delivered: Projectors, morning announcement studio equipment, Recordex, laptops, ThinkPads, new playground upgrades and new play equipment for Pre-K play area
Driftwood Middle School	1	Delivered: Golf carts, indoor furniture for the computer lab (tables, chairs, storage cabinets, bookcases), vacuum and athletic equipment

SUMMARY OF SCEP PROJECTS: COMPLETE

141 SCHOOLS COMPLETE (contd.)		
SCHOOL NAME	DISTRICT	STATUS
Dr. Martin Luther King, Jr. Montessori Academy	5	Delivered: Interiors murals, outdoor benches, laptop computers, teachers' laptops, printers, promethean boards and digital marquee
Eagle Point Elementary School	6	Delivered: Portable PA system, PIP rubber surfacing and Recordex
Eagle Ridge Elementary School	4	Delivered: PIP resurfacing and morning show equipment
Embassy Creek Elementary School	6	Delivered: Student laptops, classroom projectors ceiling mounted, cafeteria partitions, window blinds & laptops
Everglades High School	2	Delivered: Laptops, printers, Aiphone & strike
Fairway Elementary School	2	Delivered: Color poster maker, two-way radios, projectors, document cameras, morning show equipment, sound stage projector, cafeteria sound system, microphones for the sound system, laptops, digital marquee, adaptors, TV installation, desktop
Falcon Cove Middle School	6	Delivered: Student laptops and Recordex
Flamingo Elementary School	6	Delivered: Partial replacement of sand with PIP rubber in the playground, golf cart, iPad and laptops
Floranada Elementary School	3	Delivered: Interactive projectors and digital marquee
Forest Glen Middle School	4	Delivered: Murals, computer lab furniture, TV studio equipment, library remodeling and gym bleachers
Forest Hills Elementary School	4	Delivered: Replace sand in both play areas with PIP rubber, digital marquee, internal cell battery, Lenovo laptops

SUMMARY OF SCEP PROJECTS: COMPLETE

141 SCHOOLS COMPLETE (contd.)		
SCHOOL NAME	DISTRICT	STATUS
Fort Lauderdale High School	3	Delivered: Golf carts, digital scoreboard tables, digital marquee and outdoor concrete patio tables
Fox Trail Elementary School	6	Delivered: Laptops, desk and drawer file, front office desk, office chairs, murals and playground upgrades
Gator Run Elementary School	6	Delivered: Apple iPads, media center furniture, kindle fire for classroom use, teacher chairs, Recordex, electric door strikes and proximity pads
Glades Middle School	2	Delivered: Apple iPads, books, tablets, Recordex, laptops, P.E. equipment, camera for TV production system, technology supplies and HDMI cables
Griffin Elementary School	6	Delivered: Projectors, student computers, document cameras, digital marquee, new structure for Pre-K-2 playground, tables, stackable cafeteria chairs and 2-seat sofa armchairs
Gulfstream Academy of Hallandale Beach (fka: Hallandale Adult & Community Center)	1	Delivered: Laptops, laptop carts and murals
Hawkes Bluff Elementary School	2	Delivered: Student chairs, LCD projector, primary playground upgrades, classroom blinds and shade structure
Henry D. Perry Education Center	1	Delivered: Indoor furniture, cafeteria tables, students chairs, desks and laptop carts
Hollywood Hills High School	1	Delivered: Two-way radios, front office furniture, chairs, plastic tables, trophy cases, conference, chairs and guidance room furniture
Hollywood Park Elementary School	1	Delivered: Cafeteria LCD projector, laptops, speakers control center and playground upgrades

SUMMARY OF SCEP PROJECTS: COMPLETE

141 SCHOOLS COMPLETE (contd.)		
SCHOOL NAME	DISTRICT	STATUS
Horizon Elementary School	5	Delivered: Badge maker, outdoor PA system, printers, classroom rugs, Recordex, digital poster maker, laptops, laptop carts, morning show equipment and reading tables
Indian Ridge Middle School	6	Delivered: Printers, computers for both staff and students
Indian Trace Elementary School	6	Delivered: Re-keying of the campus, electric strike and playground upgrades
James S. Rickards Middle School	3	Delivered: Floor mats, outdoor metal bleachers, flat screen TVs, clay extruder, two-way radios, indoor furniture, projectors, dehumidifier, laptops, tables for teacher's lounge, chairs, laminator, electric strike for the new SPE and digital marquee
James S. Hunt Elementary School	4	Delivered: Document cameras, two-way radios with earpieces, projectors, power adaptors, student laptops, staff and admin laptops, laptop carts, laptop cart wiring, printers and laptop carrying case
Lanier-James Education Center	1	Delivered: School study carrels, laptops, weight room equipment, media center furniture, digital marquee, snow cone maker, hot hair popcorn maker, Hubsan X4 H107CHD Quadcopter with HD camera, and inflatable ball chair
Lauderdale Lakes Middle School	5	Delivered: Shoot-a-way machine, tour-de-France bikes, flight simulator, pilot simulator, dance floor, row machines, digital marquee, outdoor benches, window wraps and promethean boards
Lauderdale Manors Early Learning and Resource Center	5	Delivered: Chairs, tables, two golf carts, cafeteria furniture, laptops, facilities equipment, marquee sign letters, bulletin boards, outdoor benches, microwave, lectern with mics, furniture, two-way radios, printer, toner, fan, refrigerator, door wraps, power chargers, first aid kits, playground upgrades, portable air pump and tire inflator

SUMMARY OF SCEP PROJECTS: COMPLETE

141 SCHOOLS COMPLETE (contd.)		
SCHOOL NAME	DISTRICT	STATUS
Lauderhill Community School at Park Lakes Learning Center (f.k.a. Castle Hill Annex)	5	Delivered: Radios, Lenovo M720q desktops and 30 Unit L380 laptop carts
Liberty Elementary School	7	Delivered: Chairs, TVs for the classrooms, cafeteria sound system, media TV production system and digital marquee
Lloyd Estates Elementary School	3	Delivered: Two-way radios, poster maker, LCD projectors, digital cameras and Recordex
Manatee Bay Elementary School	6	Delivered: 6' benches with canopies, computers, carts, robotics material, two-way radios, printers, storage shelving, shade structure for the playground, media production upgrade and classroom tables
Maplewood Elementary School	4	Delivered: Stage sound system, projector & playground shade structure and PIP In Progress: Remaining balance on hold until media center renovation is complete
McFatter Technical High School & Technical College	6	Delivered: Recordex, laptops, publishing speed theater equipment, cameras (video and still) for photography and digital media and stage lighting
McFatter Technical College, Broward Fire Academy	6	Delivered: Forklift, breathing apparatus and cylinder
McNicol Middle School	1	Delivered: Auditorium chairs, sound system for the gym, projectors, pass through and Epson equipment and chairs
Millennium 6-12 Collegiate Academy	4	Delivered: Document cameras, chemistry equipment, media center furniture and Recordex
Miramar Elementary School	1	Delivered: Laptops, safety cones, document cameras, stage curtains, cafeteria sound system, picnic tables, cafeteria blinds, office furniture and digital marquee

SUMMARY OF SCEP PROJECTS: COMPLETE

141 SCHOOLS COMPLETE (contd.)		
SCHOOL NAME	DISTRICT	STATUS
Miramar High School	2	Delivered: Golf cart, security cameras, scrubber machine, protective mats for gym floor, canopy fabric, auditorium painting, signage for gym/ stadium and additional parking spaces
Mirror Lake Elementary School	5	Delivered: Laptops, printers, portable PA system, partial P.E. equipment, classroom furniture, music (instruments, lighting, and audio visual) and athletic equipment
Monarch High School	7	Delivered: Folding tables, table trolley carts, folding chairs, chair carts, picnic tables, computer carts, student laptops, embroidery machine, Aiphone for the SPE, and golf carts
New River Middle School	3	Delivered: Projectors for the auditorium, digital video board, camcorder, digital marquee, laptops, EarthWalk carts, cart wiring, EarthWalk carts, desktops and external hard drive
Norcrest Elementary School	7	Delivered: Document cameras, student laptops, PIP rubber surfacing replacement and two-way radios
North Side Elementary School	3	Delivered: Printers, student laptops, Recordex, window blinds, main office furniture, two-way radios, partial office furniture and murals
Nova Blanche Forman Elementary School	6	Delivered: Classroom rugs, laptops, Earthwalk carts, cable management, HDMI to VGA adapter, USB 3.0 Ethernet adapter, Lenovo ThinkPad case, kidney tables, projectors, document cameras, logo mats, safco literature organizers, wall-mounting plates, aluminum stack chairs, carpet extractor, media center furniture, lobby and conference room furniture
Nova High School	6	Delivered: Laptops carts, laptops, technology items, printers, active slates, turf for the field enhancement, scoreboards and Active Hubs

SUMMARY OF SCEP PROJECTS: COMPLETE

141 SCHOOLS COMPLETE (contd.)		
SCHOOL NAME	DISTRICT	STATUS
Nova Middle School	6	Delivered: Teacher chairs, laptops, desktops, ThinkPad and broadcasting system
Oakridge Elementary School	1	Delivered: Marquee letters, classroom carpets, vacuums, wax machine, printers, testing kits, iPad tablets and Recordex
Olsen Middle School	1	Delivered: Laptops, computer carts, printers, student desks and chairs
Orange Brook Elementary School	1	Delivered: Laptops, carts, furniture, printers, Epson air filters, portable PA, digital marquee, HDMI, wireless keyboards, DVD burner, headphones and iPad covers
Oriole Elementary School	5	Delivered: Classroom rugs, student tables & chairs, two-way radios, projectors, outdoor mats, teachers chairs, cafeteria sound system, cone safety, vests, storage carts, reflective parking lot post, signs and murals
Park Lakes Elementary School	5	Delivered: Digital marquee, K-2 & 3-5 playground structures and outdoor benches
Park Springs Elementary School	4	Delivered: Floor scrubber, murals, laptop computers, K-2 playground upgrade and office furniture
Pasadena Lakes Elementary School	1	Delivered: Laptops, furniture, cafeteria sound system and digital marquee
Pembroke Lakes Elementary School	2	Delivered: Classroom furniture, cafeteria sound system, digital marquee, replaced keys, cylinders to teacher entrance key
Pembroke Pines Elementary School	1	Delivered: Water fountains and primary playground equipment

SUMMARY OF SCEP PROJECTS: COMPLETE

141 SCHOOLS COMPLETE (contd.)		
SCHOOL NAME	DISTRICT	STATUS
Peters Elementary School	5	Delivered: Elmo document cameras, facilities equipment, classroom rugs, projectors, ActivPanel promethean boards, air mover, janitorial carts, 5-Tool Kit, pressure washer, vacuum machine, outdoor benches, 6-Station listening centers, headphones, teacher chairs, student chairs, staff desktop, staff touch laptops, student laptops, Earthwalk carts and wiring
Pine Ridge Education Center	3	Delivered: Projectors, two-way radios, student desks, teacher planning room upgrade, laptops for the computer lab and TV Studio equipment
Pinewood Elementary School	4	Delivered: Laptops, desktops, laptop carts, two-way radios, portable sound system, electric strike, digital marquee and desktops
Pioneer Middle School	6	Delivered: Office chairs, stage lectern, podium, instrument storage, conference room furniture, planning room furniture, front office furniture, digital marquee, teacher desks and armless chairs
Piper High School	5	Delivered: Picnic tables, main auditorium sound system, mini auditorium sound system, gym sound system, microphones and desktops
Plantation Elementary School	5	Delivered: Electric strikes, golf cart, cafeteria sound system, student benches in car rider area, cafeteria stage curtains, welcome center/front office furniture, stackable chairs and digital marquee
Plantation High School	5	Delivered: Golf cart, indoor furniture for front office, speaker system for the gym, gym scoreboards and digital marquee
Plantation Middle School	5	Delivered: Exterior paint, students chairs, exterior paint for (3) logos, digital marquee and restructuring of front office

SUMMARY OF SCEP PROJECTS: COMPLETE

141 SCHOOLS COMPLETE (contd.)		
SCHOOL NAME	DISTRICT	STATUS
Pompano Beach Elementary School	7	Delivered: Student laptops, laptop carts, classroom furniture, desks, chairs, bookshelves and tables
Pompano Beach Middle School	7	Delivered: Indoor and outdoor furniture, replacement of science tables, replacement of teacher chairs and principal conference room chairs
Ramblewood Middle School	4	Delivered: Printers, TVs for the cafeteria, projector for the cafeteria sound system, cafeteria sound system, LCD projectors, 3D printer and digital marquee
Rock Island Elementary School	5	Delivered: Furniture, Mimio boards, document cameras, projectors, printers, bulletin boards and Wayfinding signage
Royal Palm STEM Museum Magnet	5	Delivered: Furniture (chairs and tables), digital marquee and promethean boards
Sandpiper Elementary School	6	Delivered: Cafeteria blinds, media center broadcast system, marquee sign, playground upgrades and outdoor bench
Sawgrass Elementary School	6	Delivered: Playground upgrade to the 3-5 play area, replacing sand areas with PIP, student laptops, minor security enhancements in the front office and bulletin boards
Sawgrass Springs Middle School	4	Delivered: Laptops and TV production sound system
Sea Castle Elementary School	2	Delivered: Furniture, office furniture, digital marquee, shade structure, science tables, projector, cafeteria sound system and laptop chargers
Seagull Alternative High School	3	Delivered: Printers, laptops, two-way radios, chairs and playground upgrades

SUMMARY OF SCEP PROJECTS: COMPLETE

141 SCHOOLS COMPLETE (contd.)		
SCHOOL NAME	DISTRICT	STATUS
Seminole Middle School	6	Delivered: Pressure cleaner (facilities), projectors, iPad, printers, storage racks, action camera, Think Vision Monitor, security enhancement for the Single Point of Entry (electric strikes), two-way radios, laptops, office furniture (partial), external hard drives and label printer
Sheridan Hills Elementary School	1	Delivered: Outdoor benches, cafeteria tables, upgrade to school offices and music room, murals, floor mats, outdoor mats and digital marquee
Sheridan Park Elementary School	1	Delivered: ID machine, poster maker, desktop, desks for front office, carpet extractor, Promethean boards, replaced the doors in FISH 101 & 101K with impact glass and installed strikes In Progress: Carpet replacement in the administration area
Sheridan Technical High School	3	Delivered: ThinkPad L390, ThinkPad and 15.6-inch backpacks
Silver Lakes Elementary School	2	Delivered: New Pre k-2 playground with shade and PIP
Silver Ridge Elementary School	6	Delivered: Classroom rugs, Pre-K & K tricycles, LCD projector, picnic benches, Ellison Pro-Machine, laptops, laptop carts, iPad and TV production system
Silver Shores Elementary School	2	Delivered: Student laptops, classroom furniture, furniture for computer lab and related arts, electric strike and proximity pad, Shades, and Student furniture for the media center
Silver Trail Middle School	2	Delivered: Furniture for common areas, student computers and digital marquee
South Broward High School	1	Delivered: Projectors and auditorium sound system

SUMMARY OF SCEP PROJECTS: COMPLETE

141 SCHOOLS COMPLETE (contd.)		
SCHOOL NAME	DISTRICT	STATUS
Stephen Foster Elementary School	3	Delivered: Promethean boards, tables, walk lines painting, window wraps, cafeteria tables, stool tables, laptops, cafeteria painting, cafeteria window wraps, and painting (teacher's lounge, bathrooms & (4) doors), carpet replacement in FISH 169, conference chairs, stage curtains, Aiphone, submaster, and electric strike
Stirling Elementary School	1	Delivered: Projector, laptops, ThinkStations, printers, document cameras, bulletin boards, outdoor picnic tables, conference room furniture, cafeteria sound system, murals, collaboration tables and front office furniture
Sunland Park Academy	5	Delivered: Document cameras, student laptops, projectors, laminator, Lenovo laptop adaptors and DVD Burners
Sunrise Middle School	3	Delivered: Projectors, two-way radios, cafeteria sound system, outdoor benches, digital marquee, and fabric awning at the cafeteria entrance
Sunset Lakes Elementary School	2	Delivered: New PreK-2 playground, shades for 3-5 play area and fencing to separate the two play areas
Tamarac Elementary School	4	Delivered: Furniture for the front office, parent workstation, furniture, cafeteria sound system, cafeteria furniture, digital marquee, projectors, laptops, document cameras and printers
Tedder Elementary School	7	Delivered: Teacher chairs, benches for common areas, media center furniture, playground upgrades and digital marquee
Thurgood Marshall Elementary School	5	Delivered: Aiphone, Recordex, ID machine, tables, chairs, headphones, Lenovo batteries, laminator, carpet cleaner, student chairs, Earthwalk carts and laptops In progress: Computer chargers

SUMMARY OF SCEP PROJECTS: COMPLETE

141 SCHOOLS COMPLETE (contd.)		
SCHOOL NAME	DISTRICT	STATUS
Village Elementary School	5	Delivered: Classroom rugs, poster maker, printers, classroom signage, desktops, student chairs, student desks, classroom tables, indoor furniture, vinyl blinds for classrooms, TV studio equipment, outdoor floor mats, headphones, iPads with cases, conference table, laptop, lenovo desktop and washer and dryer In Progress: Cube truck without lid, upright vacuum, and poly truck
Virginia Shuman Young Montessori	3	Delivered: Replacing classroom locks with storeroom locks, water bottle filling stations, Recordex, rekeying classrooms, two-way radios, office chairs, ceiling projector, media center shelving, tables, media center furniture, trapezoid tables and cafeteria tables
Walker Elementary School	5	Delivered: Laptops for D3 & D4
Walter C. Young Middle School	2	Delivered: Golf cart/3 repairs, cafeteria tables, TVs for exceptional student ed. program upgrades, printers, facilities/janitorial equipment, technology items, two-way radios, vertical blinds, carpet in room 925, repair dinner theater bleachers, and LCD projectors
West Broward High School	2	Delivered: Athletic equipment, CDs/DVDs, projectors, picnic benches, black magic studio system, auditorium sound system, floor mats and wall wraps
West Hollywood Elementary School	1	Delivered: media center furniture, music upgrades, cafeteria sound system, printers, two-way radios and digital marquee
Western High School	6	Delivered: Golf carts, laptop computer carts, two-way radios, and water bottle filling stations
Westglades Middle School	4	Delivered: Classroom projectors, student laptops, carts, administrative laptops, teacher laptops and cart wiring

SUMMARY OF SCEP PROJECTS: COMPLETE

141 SCHOOLS COMPLETE (contd.)		
SCHOOL NAME	DISTRICT	STATUS
Westpine Middle School	5	Delivered: Projectors, media center furniture, STEM lab furniture (tables, high stools and chairs), projector screen, cafeteria sound system, cafeteria projector screen, TV, tables, armless chairs, teacher desks, teacher chairs, Samsung 43" SMART LED Ultra HDTV and tilt mount
Westwood Heights Elementary School	3	Delivered: Book room upgrade, projectors, science lab technology, media center projector, cafeteria upgrades, science upgrades, office furniture, digital marquee and document camera
Whiddon-Rogers Education Center	3	Delivered: Signs/banners, backless benches, interior painting, digital marquee, cafeteria tables and laptops
William E. Dandy Middle School	5	Delivered: Cafeteria sound system, projector, murals, exterior painting, cafeteria tables, media center furniture, painting of the walkways, and an Aiphone
Winston Park Elementary School	7	Delivered: Art tables, Recordex, TVs, bulletin boards and cart wiring

SUMMARY OF SCEP PROJECTS: IMPLEMENTATION

70 SCHOOLS IN IMPLEMENTATION

SCHOOL NAME	DISTRICT	STATUS
Apollo Middle School	1	Delivered: ID maker machine, cork strips, printer, Iphone and strike, chairs, logo rugs, signage, wayfinding and Iphone submaster In Progress: Digital marquee
Banyan Elementary School	5	Delivered: Murals, playground upgrades, projectors, and digital marquee In Progress: Document Cameras
Bennett Elementary School	3	Delivered: Golf cart, office and classroom furniture, furniture for reception area and AP office, desk with reception top, cube tables, cabinets, open front student desk, chairs, tables and stools In Progress: New 4'x8' digital marquee
Boulevard Heights Elementary School	1	Delivered: Two-way radios, poster maker, laptops carts, printers, outdoor rugs, laminator, laptops, Mimio boards, facilities equipment, electric strikes, and digital marquee In Progress: Laptops, Earthwalk cart, and cable management
Bright Horizons Center	7	Delivered: Recordex and digital marquee In Progress: Shade structure
Central Park Elementary School	6	Delivered: Computer carts, printers, classroom furniture, science lab materials, bulletin boards, carpet replaced in FISH 301 and blinds In Progress: Coordinating additional proposals
Challenger Elementary School	4	Delivered: iPads, laptops and digital marquee In progress: Playground shades
Charles W. Flanagan High School	2	Delivered: Floor scrubber, hedger, trimmer, blower, two-way radios, ID machine, Recordex, golf carts, and two-way radio batteries In progress: Digital marquee

SUMMARY OF SCEP PROJECTS: IMPLEMENTATION

70 SCHOOLS IN IMPLEMENTATION (contd.)

SCHOOL NAME	DISTRICT	STATUS
Cooper City Elementary School	6	Delivered: Golf cart, floor replacement, reception area furniture, principal's office furniture, chairs, laptops, EarthWalk cart, cart cable management, Motorola digital portable radios, signage TV, desktops and playground windscreen In progress: Exterior water fountain and digital portable radios
Cooper City High School	6	In progress: EarthWalk cart, laptop cart cable management, and laptops
Coral Glades High School	4	Delivered: Laptop carts, laptops and cart cable management In progress: Media center furniture
Coral Park Elementary School	4	Delivered: Classroom chairs, storefront and electric strike, wind screen for the playground and K-2 & 3-5 playground structures
Coral Springs Middle School	4	Delivered: Recordex, student laptops, adaptors, carts, Aiphone at the main entrance and golf cart In progress: Digital marquee
Country Hills Elementary School	4	Delivered: Motorola two-way radios, tables for the additional kindergarten section, radio batteries, and Aiphone at the main entrance
Croissant Park Elementary School	3	Delivered: Facilities equipment, blower, pressure cleaner, surface cleaner, and vacuums In progress: Buffer and digital marquee
Crystal Lake Middle School	7	Delivered: Cafeteria tables and broadcasting equipment In progress: Front office furniture and marquee
Deerfield Beach High School	7	Delivered: Gator, Aiphone at the Single Point of Entry (SPE), and gym scoreboards
Deerfield Park Elementary School	7	Delivered: Digital marquee In progress: TVs and production studio

SUMMARY OF SCEP PROJECTS: IMPLEMENTATION

70 SCHOOLS IN IMPLEMENTATION (contd.)

SCHOOL NAME	DISTRICT	STATUS
Dillard Elementary School	5	Delivered: Outdoor mats, classroom rugs, flat screen TVs, window wraps, custodial equipment, two-way radios, golf cart accessories, stage curtains, media center furniture TV and golf carts
Endeavour Primary Learning Center	5	Delivered: Strike for the main entrance (SPE), video equipment for broadcasting studio In progress: Poster maker and playground upgrades (K-2)
Everglades Elementary School	6	Delivered: Student laptops, scholastic resource room upgrade (media center), windscreen for the playground, Aiphone, proximity card reader and an Aiphone sub-master
Gulfstream Early Learning Center of Excellence	1	Delivered: Gator, outdoor picnic benches and two-way radios In progress: Bathroom renovations
Hallandale Magnet High School	1	Delivered: Gym floor covering, smart TV's promethean bundle, ActivPanels, golf cart, jazz band instruments, and basketball gym scoreboards
Harbordale Elementary School	3	Delivered: iPads, iPad Cases, iPad cart, Recordex, laptops, EarthWalk carts, laptop cart cables, and stage curtains In progress: Digital marquee
Heron Heights Elementary School	4	Delivered: Laptops In Progress: Digital marquee
Hollywood Hills Elementary School	1	Delivered: Fencing for the bus loop area, Novo Pros, iPads, student laptops, teacher laptops, Earthwalk carts & wiring, outdoor wireless network access point, iPad charging carts, EarthWalk carts, and Aiphone at the Single Point of Entry
J.P. Taravella High School	4	Delivered: Technology, floor machine, facilities equipment, student desks, outdoor benches, cafeteria tables, door strikes and water bottle filling stations

SUMMARY OF SCEP PROJECTS: IMPLEMENTATION

70 SCHOOLS IN IMPLEMENTATION (contd.)

SCHOOL NAME	DISTRICT	STATUS
Lake Forest Elementary School	1	Delivered: Projector, cafeteria projection system, teacher chairs, blinds, studio equipment, office chairs, traffic cones, cone bars, cone cart, single cassette recorders, headphones, stools, safety cones, portable cooler, canopy, and digital scanner (STAR Machine), teacher desktop and computer mice In progress: Tablet
Lakeside Elementary School	2	Delivered: Promethean boards, stools, 10-piece portable workstations and flexible chairs In progress: Digital marquee
Lauderhill 6-12 STEM-MED Magnet School	5	Delivered: Crowd control items, combination chairs/desks, gym scoreboards and gym bleachers In progress: Chairs
Lyons Creek Middle School	7	Delivered: School name on building, laptops, laptop cart wiring, Aiphone at the single point of entry (SPE) In progress: Digital marquee
Margate Elementary School	7	Delivered: Bookcases, student computers, Aiphone and strike
Margate Middle School	7	Delivered: Student headphones, student laptops, Earthwalk cart, student/teacher desks, gym scoreboards, printers, student chairs, teacher chairs and digital marquee In progress: Front office furniture
McArthur High School	1	Delivered: Golf carts, floor replacement for the mini gym and conference table
McNab Elementary School	3	In progress: Playground upgrades
Meadowbrook Elementary School	3	In progress: Projectors, HD cameras, laptops, ThinkPad adapters, and electric strike at the Single Point of Entry (SPE)

SUMMARY OF SCEP PROJECTS: IMPLEMENTATION

70 SCHOOLS IN IMPLEMENTATION (contd.)

SCHOOL NAME	DISTRICT	STATUS
Morrow Elementary School	4	<p>Delivered: Projector, cafeteria sound system, laptops, broadcast room, Apple bundle and cafeteria tables</p> <p>In progress: Interior paint, murals in the dining area and additional playground equipment</p>
New Renaissance Middle School	2	<p>Delivered: Aiphone at the main entrance and strike at the secondary door, replaced locks in certain areas and wall wraps</p>
North Andrews Gardens Elementary School	3	<p>Delivered: Golf carts, Elmo document cameras, laptops, ThinkStations, Earthwalk carts, ID maker, and Aiphone in F101A & submaster in F102C</p>
North Fork Elementary School	5	<p>Delivered: Aiphone and strike for the Single Point of Entry (SPE), printers, murals, office furniture, front desk lettering, chairs, Lenovo computers, rugs for reading areas, teacher desktops, student laptops, security monitor for school camera and digital marquee</p> <p>In progress: Conference room furniture</p>
North Lauderdale Pre K - 8	4	<p>Delivered: Laptops, partial work for murals, TV screens for the front office, digital marquee, Aiphone and EDS</p> <p>In progress: Murals for the media center (pending completion of GOB renovations)</p>
Northeast High School	3	<p>Delivered: Outdoor trash receptacles, science equipment, golf carts, scoring tables, volleyball and football scoreboard, digital marquee, gym scoreboards, electric strikes, stand-alone door alarms and window wraps</p> <p>In progress: Remaining balance is on hold until renovations are complete</p>
Nova Dwight D. Eisenhower Elementary School	6	<p>Delivered: Window wraps, laptops, Earthwalk carts, cable management, morning show equipment, and 3D printer</p> <p>In progress: Aiphone, submaster and strike, washer and dryer</p>

SUMMARY OF SCEP PROJECTS: IMPLEMENTATION

70 SCHOOLS IN IMPLEMENTATION (contd.)

SCHOOL NAME	DISTRICT	STATUS
Oakland Park Elementary School	3	Delivered: Playground upgrades; replacing the sand with PIP and murals In progress: Carpet replacement for the media center (pending completion of media center renovations)
Palm Cove Elementary School	2	Delivered: Projector, Aiphone (including strike) at the SPE, cafeteria sound system and murals
Panther Run Elementary School	2	Delivered: Two-way radios, Aiphone, TV and ActivPanel promethean boards In progress: Digital marquee, laptops, desktops, Recordex and TV wall mount
Park Ridge Elementary School	7	In progress: Window wraps, Recordex simplicity doc cameras, laptops, EarthWalk cart, cable management, mini HDMI to VGA, HDMI to VGA adapter, USB DVD Burner, promethean boards, and promethean board stands
Park Trails Elementary School	4	In progress: Coordinating proposals
Parkside Elementary School	4	In progress: Digital marquee, morning show equipment, strike and access card reader at the Single Point of Entry (SPE)
Parkway Middle School	5	In progress: Laptops, HDMI to VGA adapter, and interior paint beautification murals throughout the school/café
Pines Lakes Elementary School	2	Delivered: Office furniture, murals, monument marquee and SPE enhancements (fencing and gate)
Plantation Park Elementary School	6	Delivered: Lockdown shades, window wraps, Aiphone at the SPE and strike on secondary door, and morning show equipment In progress: Digital marquee

SUMMARY OF SCEP PROJECTS: IMPLEMENTATION

70 SCHOOLS IN IMPLEMENTATION (contd.)

SCHOOL NAME	DISTRICT	STATUS
Pompano Beach High School	7	Delivered: Media Center, Aiphone master and submaster, camera at post entry, and door strikes In progress: Football scoreboard
Quiet Waters Elementary School	7	Delivered: Picnic tables, electric strike, laptops, ThinkPad's, document cameras, projectors, Lenovo adapters and digital marquee
Ramblewood Elementary School	4	Delivered: Digital Marquee and playground upgrades In progress: Chair, laptops, document cameras, projectors, USB 3.0 ethernet adapter, and Lenovo 45W standard AC adapter
Riverland Elementary School	3	Delivered: Media center furniture (corner units, single seats, armless chairs, ottomans, 2-seater benches, round tables, rectangular tables, quad tables, custom bookcases and desk with book drop), and Aiphone at main entrance & submaster
Riverside Elementary School	4	Delivered: Multi drying steel rack, Art & PE Enhancements (racks, furniture, book drop carts, etc.), outdoor PA speaker system upgrade, tables and ukulele storage racks In progress: Full basketball court
Sheridan Technical College	1	In progress: Furniture for the registration office
Silver Palms Elementary School	2	Delivered: Retrofitting the existing marquee to a digital marquee and media center/school improvements furniture
South Plantation High School	6	In progress: Voting completed. Coordinating proposals

SUMMARY OF SCEP PROJECTS: IMPLEMENTATION

70 SCHOOLS IN IMPLEMENTATION (contd.)

SCHOOL NAME	DISTRICT	STATUS
Stranahan High School	3	Delivered: 50" TVs, outdoor picnic benches with umbrellas, projectors, document cameras, picnic tables, printers, scientific calculators, student laptops, column wraps, digital marquee, PA system, office furniture, Sisco Star System, and laptops In progress: High back black mock leather chairs, boat shaped conference table and slab table base
Sunshine Elementary School	2	Delivered: Poster maker, headphones, laminator, classrooms rugs, portable blowers, laptops, Earthwalk cart, staff desktop, student desktop, student chairs, shelving, bookcase, pro pencil sharpeners, Ellison machine and Recordex
Tequesta Trace Middle School	6	In progress: Voting completed. Coordinating proposals.
The Quest Center	1	Delivered: Sensory room equipment, entertainment room renovation and TVs
Tradewinds Elementary School	7	In progress: Aiphone at the SPE and a strike and Playground upgrades/ rubber surfacing
Watkins Elementary School	1	Delivered: Laptops In progress: Digital marquee
Welleby Elementary School	5	Delivered: Lenovo laptops and EarthWalk carts
Westchester Elementary School	4	Delivered: Digital marquee, access control card reader system, Aiphone at the SPE and Strike. (Computer lab conversion has been completed by the District)
Wilton Manors Elementary School	3	Delivered: Laptops, recordex, morning show equipment, Aiphone and strike, armless chairs, and reupholstering chairs and sofas In Progress: New 4'x8' digital marquee
Wingate Oaks Center	5	Delivered: Mats, facilities equipment, ThinkPad's, TVs, iPads, Promethean boards, two-way radios, Sony HDTVs and Promethean ActivPanels

SUMMARY OF SCEP PROJECTS: PLANNING/DESIGN

19 SCHOOLS IN PLANNING/DESIGN		
SCHOOL NAME	DISTRICT	STATUS
Broward Estates Elementary School	5	In progress: Meeting held with staff, ballot development in progress.
Coral Springs Pre K - 8 (f.k.a. Coral Springs Elementary)	4	In progress: Voting authorized 09/8/2020
Cresthaven Elementary School	7	In progress: Kick-off held with staff on 5/21/2019 - Ballot development in progress
Cross Creek School	7	In progress: Kick-off meeting held 4/3/2019; ballot development in progress
Dania Elementary School	1	In progress: Voting authorized 4/14/2020 - Scope and budget evaluation in progress
Driftwood Elementary	1	In progress: Kick-off meeting scheduled during SAC for 01/15/2018. Ballot development in progress
Hollywood Central Elementary School	1	In progress: Kick-off meeting held 4/5/2018. Ballot development in progress
Larkdale Elementary School	5	In progress: Re-voting in progress
Lauderhill-Paul Turner Elementary School	5	In progress: Voting completed 02/21/2020 - Pending proposal from the school
Marjory Stoneman Douglas High School	4	In progress: Kick-off meeting held 6/3/2019. Ballot development in progress
Mary M. Bethune Elementary School	1	In progress: Kick-off meeting being scheduled
Nob Hill Elementary School	6	In progress: Kick-off meeting held during the Project Charter Meeting on 1/15/2019. Ballot developed 05/2019; Ballot revised 9/14/2020 - approved for voting
Palmview Elementary School	7	In progress: Kick-off meeting is being scheduled

SUMMARY OF SCEP PROJECTS: PLANNING/DESIGN

19 SCHOOLS IN PLANNING/DESIGN (contd.)		
SCHOOL NAME	DISTRICT	STATUS
Pines Middle School	2	In progress: Kick-off meeting held 2/13/2019. Ballot approved for voting 11/8/2019. Results came in too low in February 2020; re-voting in progress
Riverglades Elementary School	4	In progress: Proposals being coordinated for scope and ballot development
Sanders Park Elementary Magnet	7	In progress: Ballot development in progress
Silver Lakes Middle School	4	In progress: Kick-off meeting held 4/10/2019. Voting authorized 9/29/2020
Tropical Elementary School	6	In progress: Proposals are being coordinated with multiple entities to ensure the best pricing is obtained.
Whispering Pines Education Center	2	In progress: Kick-off meeting held on 2/19/2019. Ballot development in progress

SUMMARY OF FY21 Q1 SCEP FLAGS

Schools	Project	Flagged FY' 21 Q1	Comments
Banyan Elementary School	SCEP	S	New marquee vendor hired to replace previous vendor. Previous vendor replaced due to poor performance.
Boulevard Heights Elementary School	SCEP	S	Marquee initially caused delays but it is now complete. Remaining items are on order and pending delivery.
Bright Horizons Center	SCEP	S	Pending completion of the marquee sign
Coral Springs Middle School	SCEP	S	Delays in permitting of the marquee sign.
Margate Middle School	SCEP	S	Marquee initially caused delay but it is now complete. Remaining items are on order and pending delivery.
North Fork Elementary School	SCEP	S	Marquee initially caused delays but it is now complete.
North Lauderdale Pre K - 8	SCEP	S	Art work is being finalized.
Quiet Waters Elementary School	SCEP	S	Marquee design process caused previous delays. Marquee is now complete.

FLAG KEY:

- S** **Schedule:** Reflects an inability to meet the planned milestone date for progressing to next phase in the process.
- B** **Budget:** Reflects a board approved increase in funding based on bid and/or change order results.

REFERENCE INFORMATION



Overview

The SMART Program, under the direction of the School Board of Broward County, FL (the District) and Superintendent Robert W. Runcie, has allocated \$100,000 towards School Choice Enhancement capital-related projects at each District school.

The \$100,000 in funding is intended to be used to improve the condition of instructional and educational spaces at each District school.

All School Choice Enhancement Program (SCEP) projects are well underway with the planning, implementation and completion phases. The program has been met with great enthusiasm and many schools have selected a broad range of improvements. **As of Month X, Year, 230 schools in the District have improvement projects underway or complete.** The school project schedule can be viewed on individual SMART Program Status Reports, located at browardschools.com/web/smart-needs.

How it Works

SCEP projects are chosen under the direction of the principal, and in collaboration with the School Advisory Council (SAC), school staff and the school community. There are some qualifiers considered:

1. Projects must be "capital eligible," which means the improvements are made to the physical building and/or instructional environments.
2. The improvements must have a life cycle greater than five years. For example, consumable items, such as art supplies, would not qualify; however, improvements to the art labs and/or computer labs would be eligible.
3. All items purchased under SCEP must be inventoried and inspected by the school upon delivery.

Selection Options

A school can select a capital eligible project valued at \$100,000 or less to address its unfunded needs. Examples of popular choices include:

Elementary and Middle schools: playground equipment, shade structures, music or art room renovation, front office or teacher lounge renovation, morning show announcements equipment and/or TV production equipment.

High Schools: outdoor bleachers, art studio renovation, scoreboards, athletic equipment and/or golf carts.

A school can also select a unique facility or instructional need which has been identified by its school community.

PROCESS FOR SCEP PROJECTS

1 Planning/ Design

On behalf of the District, CBRE | Heery's **Project Manager visits each school to review existing conditions** with school leadership and the **School Advisory Council (SAC)**. The **Project Manager works with the SAC to assist in narrowing down project options, based on budget, preliminary cost estimates and priority.**

The **SAC narrows the list down to two options, each containing one (1) or more items in priority order.**

The **Project Manager evaluates and confirms that scope and budget are in compliance** with District guidelines.

Once confirmation is received, the **school begins the voting process** within the school community.*

*Until final costs are determined, selected items are subject to change to stay within the funding guidelines.

2 Implement Improvements

The **Project Manager** evaluates the budget and scope for the selected option and begins the procurement process. Subject to the limits of the \$100K budget at each school, the items in the selected option are then implemented and/or delivered to the school in prioritized order.

3 Improvements Complete

The **school community** can enjoy the new improvements after the delivery and installation of all selected items, and it is determined that a balance of 5% or less remains.



Section 5
Facilities Sub-Section

PROGRAM
COST & CONTROLS

ATKINS

HARD COSTS VS. SOFT COSTS

Included here is a brief explanation of hard costs vs soft costs in the SMART Program. For your consideration, below are schools that have reached substantial/final completion and a breakdown of their costs. The soft cost numbers have been re-calculated now that the new PMOR contract has been executed and the value has been added to the SMART Program.

The important distinction here is budget versus actual.

While the project budgets were developed with approximately **30% soft line items** such as Design, Program Management, FF&E, IT and Contingencies, when the project is completed, the funds that remain unspent are then **swept back to the SMART Program Reserve and that lowers the soft cost percentage.**

- EXAMPLES OF SOFT COSTS INCLUDE:**
- ▶ Architect and Engineering fees
 - ▶ Furniture, Fixtures & Equipment (FF&E) and Technology
 - ▶ Program Management fees
 - ▶ Building Fees and Permitting fees

HARD COSTS VS. SOFT COSTS BREAKDOWN

School	Hard Cost (%)	Soft Cost (%)
Silver Lakes Elementary School	85%	15%
Cypress Elementary School	84%	16%
Manatee Bay Elementary School	84%	16%
Miramar Elementary School	82%	18%
Silver Shores Elementary School	81%	19%
Dr. MLK Montessori Academy	81%	19%
Indian Ridge Middle School	81%	19%
Charles Flanagan High School	81%	19%
Coconut Creek Elementary School	81%	19%
Palm Cove Elementary School	80%	20%
McNicol Middle School	67%	33%

Percentages subject to change after warranty period is complete

Green indicates new added school

RISK ASSESSMENT



ISSUED October 20, 2020

Included below is the latest **SMART program Risk Assessment** provided to the District by Atkins. It is reported on a roughly 3-6-month basis, with a focus on **potential risk to the program's budget and projected costs**.

ATKINS Risk Assessment

The risk assessment has remained constant this update. The construction market during the COVID-19 pandemic has had somewhat steady spending that indicates steady construction costs, as increased spending in residential, water supply and public safety have offset the pandemic related decreased spending in office, lodging, and recreation markets. The summary is as follows:

Date of Submittal	Risk Analysis Result Range (Percentage Increase / \$ increase in Millions)		
	Mid-Point Risk Result	70% Risk Result	High End Risk Result
January 2017	22% / \$200	26% / \$245	49% / \$439
May 2018	22% / \$200	26% / \$245	49% / \$439
Sept. 2018	33% / \$302	36% / \$326	49% / \$441
Dec. 2018	46% / \$415	48% / \$433	58% / \$528
May 2019	47% / \$423	49% / \$436	56% / \$508
Aug 2019	47% / \$425	49% / \$436	56% / \$507
Jan 2020	47% / \$425	49% / \$436	56% / \$507
Apr 2020	46% / \$419	48% / \$429	55% / \$498
July 2020	50% / \$452	51% / \$462	58% / \$524
Oct. 2020	50% / \$452	51% / \$462	58% / \$524

Figure 1 - Risk Analysis Results Comparison

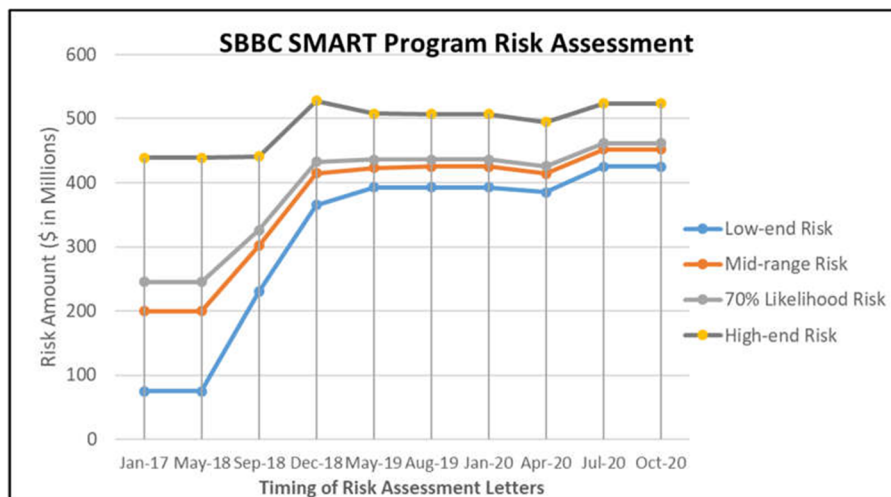


Figure 2 - Range of Potential Risk Outcomes Over Time

RISK ASSESSMENT



ISSUED October 20, 2020

October 2020 Risk Assessment Discussion

The construction market appears to be somewhat stable as construction spending is increasing in some markets (particularly residential) that is offsetting the decreases in the pandemic related markets such as offices and entertainment related construction. The South Florida construction labor is consistent with this stabilization, staying somewhat flat in 2020, other than an April dip related to the pandemic shutting down some work and workers shifting to other available construction work in May through August.

This market stabilization combined with SBBC bid information continuing to indicate lower construction costs during the pandemic (that was incorporated in the preceding risk assessment of July 2020) have resulted in there being no adjustments to the risk factors this quarter, remaining at a 70% likelihood that risks will be near a \$462 million increase, with a range from \$452 million at mid-range to \$524 million at the higher end.

Note that adjustments were made in the previous risk evaluation to reduce the future inflation percentage due to the pandemic, and we have kept this and still consider it a high likelihood that it will occur.

Other Risk Assessment Discussion

This risk assessment is based on approximately 45% of the program remaining to get under contract. The other actual cost factors that have had the greatest influence on the higher end risk results are:

- Actual roofing costs are well above the initial established budgets, and this largest Program risk has been based on bid data and roofing evaluations;
- Cumulative impact of higher inflation than budgeted from 2014 to 2020. Lower inflation is now projected to the midpoint of the revised schedule for inflation calculations;
- Scope unquantified in the ADEFP that has been identified during design development (i.e. added ductwork and electrical upgrades on HVAC Improvements);
- Current estimates for classroom addition buildings at school sites have increased above established budgets;

The actual contracted costs to-date on the Program show that projects that have been bid or negotiated are approximately 60% above the initially established budgets (see Attachment A) noting that this calculation includes the cost increases for three large classroom addition projects and the "Big 3" major high school renovation projects. This trend has been reducing as more "Primary" and "Minor" projects are bid, although it continues to be slightly above (60% vs. 58%) the higher end of this risk assessment.

Other risks that are closely being monitored include; a) a potential that some of the contractors that are predominately performing SBBC project work could potentially have bonding capacity issues that would limit their ability to participate in new projects; and b) a potential that the number of roofing contractors qualified and available to participate on SBBC roofing projects may not be sufficient to meet the current delivery schedule.

RISK ASSESSMENT



ISSUED October 20, 2020

Risk Mitigation Strategies

The risk strategies that have been put in place to address the high-end potential risk increases remain as follows:

- Additional “**Roofing Improvement Strategies**” issued on September 22, 2020 (see Attachment B) from the new SMART Program Owner’s Representative, AECOM, with a focused roofing team designated to continue to improve the process and execution of the roofing projects.
- **Expansion of the Direct Owner Purchase (DOP) program:** to maximize tax benefits of Broward Schools purchasing materials for contractors;
- **Scope Validations:** continuing validations to ensure the scope of each project is only what is required to meet the intent of the Bond;
- **Right-sizing of campuses:** being performed to include new classroom additions, demolishing outdated and non-needed spaces, renovate all remaining buildings, and adequately address site logistics;
- **Focused efforts to increase pool of contractors available for SBBC work:** continue to reach out to the construction industry to try and increase the contractors available to perform on SBBC projects, with a focus on roofers;

Market Conditions driving Construction Inflation

Atkins has reviewed the South Florida construction market and has included a most likely inflation of 2% for the remainder of the Program. The following provides information related to this adjustment.

1. **Volume of Construction in the U.S.:** Volume of construction has increased by 75% since 2011. Figure 5 demonstrates this volume, showing that in 2020 this number continues to increase, although at a slower trend since the COVID-19 impact.

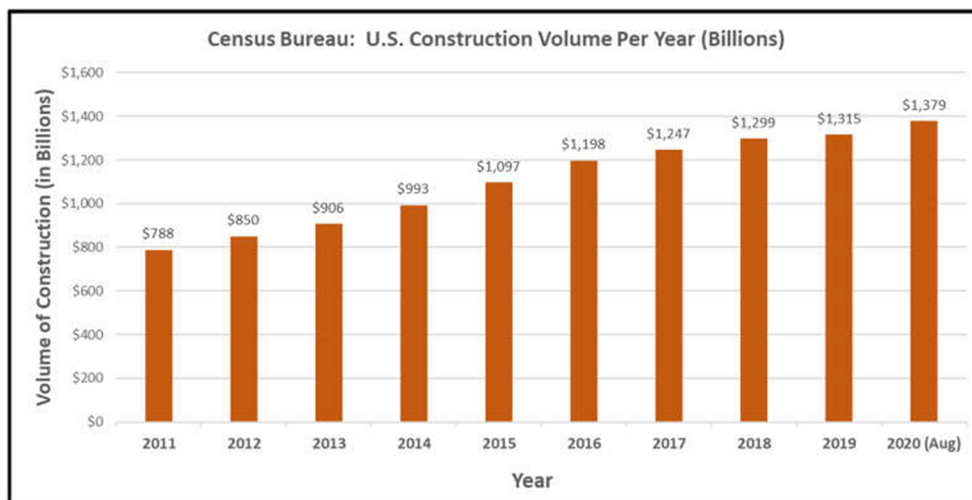


Figure 5 - U.S. Construction Volume: base source: census.gov

RISK ASSESSMENT



ISSUED October 20, 2020

History has shown that construction cost trends closely follow this volume of construction, and should the volume decrease the construction costs stabilization and/or decrease should follow.

2. **Continued major programs in progress and upcoming in South Florida** have stalled or been deferred somewhat due to the pandemic, and there remains uncertainty on the volume of construction in South Florida in the near future. Figure 6 demonstrates the downturn in these employment figures in 2020, despite a 10% year over year growth up to 2018.

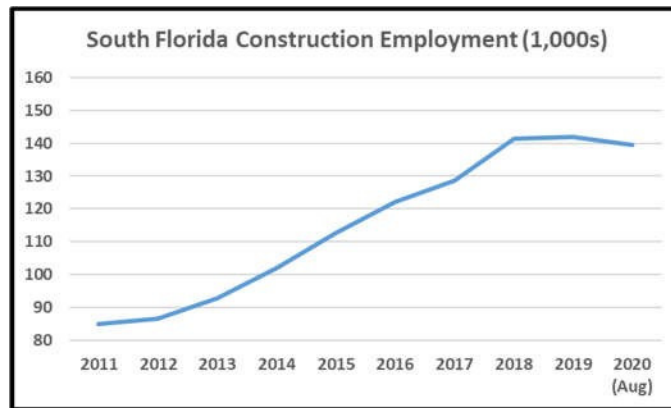


Figure 6 - South Florida Construction Employment: base source: bls.gov

3. **Potential reduced demand for construction labor in South Florida:** Figure 7 shows construction labor in South Florida for the first 8 months of 2020, with a noted decline in April and some recovery in May through August. This trend will continue to be monitored to determine the impact on construction costs.

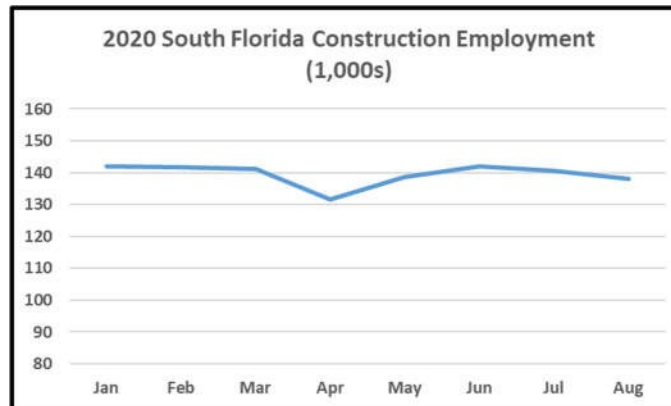


Figure 7 - South Florida Construction Employment in 2020: base source: bls.gov

RISK ASSESSMENT



ISSUED October 20, 2020

4. **Volatility of the cost of construction materials:** There are some signs of shortages of equipment and materials in the construction market related to the impact of COVID-19, and this will have an impact on construction costs. Indications are that these shortages are not yet impacting costs on the SMART Program, however, some delays in manufactured goods (e.g. HVAC units, windows) could impact contractor schedules.
5. **Cost Index Results:** The Turner Construction Cost Index is an industry index that has been shown to be reasonably accurate in showing actual construction cost trends. Results for the first three quarters of 2020 show a much lower % change year-to-date, including deflation in the 2nd and 3rd quarters resulting from the COVID-19 pandemic (first construction deflation since the Great Recession in 2009/2010). Figure 8 demonstrates this change.

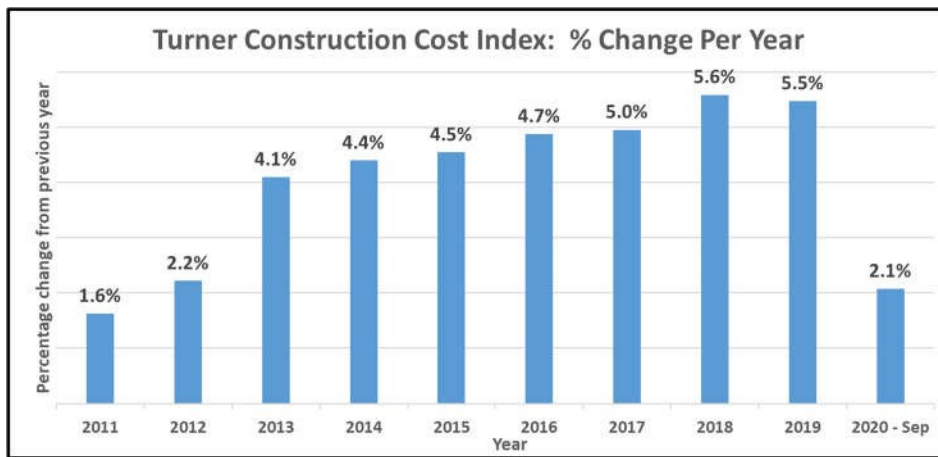


Figure 8 - Turner Construction Cost Index: base source: turnerconstruction.com

Conclusion

The SMART Program currently has \$225 million in additional capital (SMART) reserve funds dedicated by the Board related to the potential increases in construction costs to meet the intended scope of the Program. The Board has recently approved a Board item adopting Resolution No. 20- 106 Certificates of Participation (COP), Series 2020A and amending the capital budget to include the \$250 million additional appropriation, of which \$211 million was set aside for SMART Reserves. In July 2020 the Board approved an additional \$47.2 million being added resulting in a total of \$483.2 million that the Board has planned for reserves.

RISK ASSESSMENT

ISSUED October 20, 2020



ATKINS

The 70% level of the risk assessment is currently in the range of \$462 million, and this figure is consistent with the "Running Estimates for the Program", where actual costs, estimates and risk projections are combined to forecast a final Program cost. This amount is still within the Board approved reserves, although the high end of the risk at \$524 million exceeds the reserves.

As the program continues, any scope added beyond the ADEFP plan will further impact the risk, as will any further changes in schedule or market conditions.

Sincerely,



David J. Carter, CCM; Vice President

C: Judith Marte (BCPS); Phillip Kaufold (BCPS); Shelley Meloni (BCPS); Dave Archer (BCPS);
Ashley Carpenter (Atkins); Kathleen Langan (AECOM)

Attachments

A: SMART Program Reserve Status

B: AECOM September 22, 2020 memorandum on Roofing Improvement Strategies

Section 5 - Facilities

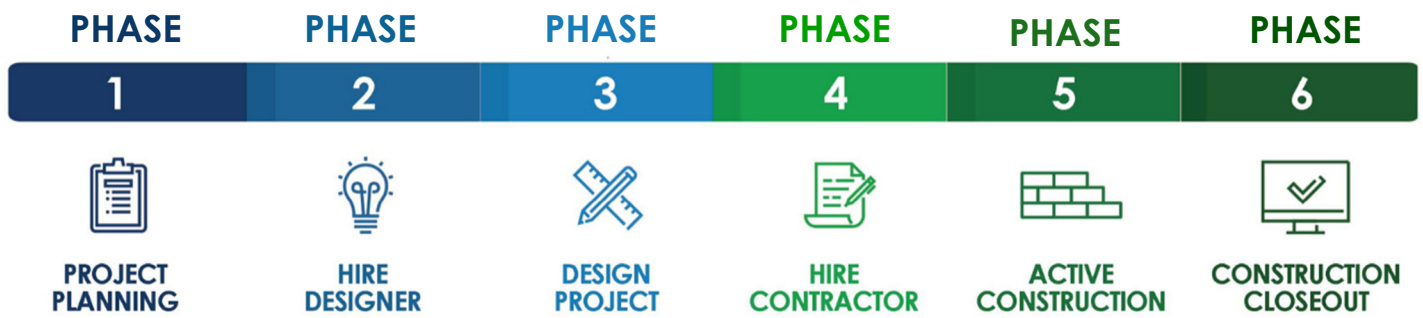
Sub-Section



SCHOOL SPOTLIGHTS

UNDERSTANDING THE SIX-PHASE PROCESS

To ensure projects are completed with the utmost efficiency and integrity, each project typically goes through a six-phase process.



PHASE

1



PROJECT PLANNING

PROJECT PLANNING

The Project Planning phase (Phase 1) is the initiation phase of a project. During this phase, the scope of work is assembled, and a delivery method is chosen based on the complexity and size of the scope of work. The selected delivery method can be a traditional Design/Bid/Build method, a Construction Management at Risk method, or the use of task order contracts that are currently in place between the District, Professional Service Firms, and Contractors.

PHASE

2



HIRE DESIGNER

HIRE DESIGNER

The Hire Designer phase (Phase 2) represents the various steps involved in hiring a professional Design team. It begins with the advertising for Requests for Qualifications (RFQ) from design firms, then goes through the selection process with the Qualification Evaluation Selection Committee (QSEC) and ends with the issuance of an Authorization to Proceed (ATP) for the design work.

UNDERSTANDING THE SIX-PHASE PROCESS contd.

PHASE

3



DESIGN
PROJECT

DESIGN

The Design phase (Phase 3) starts after the ATP has been issued. The selected design firm begins by holding a kickoff meeting with the Owner Representative and school administration in order to perform a more detailed scope validation, then moves into the development of drawings and plans needed to hire a contractor and begin the implementation of work.

THE DESIGN PROCESS EXPLAINED

0-20%

Defining and validating general scope of the project

20-50%

Beginning to develop construction documents

50-70%

Incorporating details and specifications into construction documents

70-90%

Construction documents are nearing completion for permitting

90-95%

Construction documents undergo internal review process

95-100%

Drawings are reviewed by the Building Department for permitting.

Once a Letter of Recommendation (LOR) is received, the phase is complete.

UNDERSTANDING THE SIX-PHASE PROCESS contd.

PHASE

4



**HIRE
CONTRACTOR**

HIRE CONTRACTOR

The Hire Contractor phase (Phase 4) begins by hiring a contractor or vendor and ends with the issuance of a Notice To Proceed (NTP). This process can be completed in various forms and delivery methods, including Invitations To Bid (ITB), Construction Management at Risk (CMAR), or leveraging approved continuing services contracts.

THE HIRE CONTRACTOR PROCESS EXPLAINED

0-30%

Advertisement of the Invitation to Bid / CM assembling design documents

30-50%

Bids received and reviewed / CM collecting sub-contractor bids

50-80%

Bid negotiations held / CM submits GMP proposal

80-100%

Award and execution of the contracts / execution of contract amendment

PHASE

5



**ACTIVE
CONSTRUCTION**

CONSTRUCTION

The Construction phase (Phase 5) begins after the NTP that authorizes the contractor/vendor to start working has been issued. The process includes all aspects required to execute approved scope of work through substantial completion.

UNDERSTANDING THE SIX-PHASE PROCESS

PHASE

6



**CONSTRUCTION
CLOSEOUT**

CONSTRUCTION CLOSEOUT

The Construction Closeout phase takes place between substantial and final completion, which includes verification that the scope is completed according to approved specifications, final submittals of documents, and in closing out the vendor contract.

There are multiple steps within the Construction Closeout phase. Included below is a breakdown of these steps.

THE CONSTRUCTION CLOSEOUT PROCESS EXPLAINED

0-80%

Substantial Completion

Obtained with the certificate of occupancy, following close-out of construction

80-100%

Final Completion

Accomplished when all punch-list items have been reviewed by the designer and approved by the inspector

100%

Board Approval

The SBBC approves Final Change Order, Final Acceptance & Final Release of Retainage. This step represents the official completion of the project.



Annabel C. Perry Pre K - 8 (f.k.a. Annabel C. Perry Elementary)

6850 SW 34 STREET, MIRAMAR 33023

Location Num	1631
Board District	1
Board Member	Ann Murray
ADEFP Budget*	\$5,478,037
Total Facilities Budget	\$5,115,037

***NOTE** This quarter reflects the Adopted District Educational Facilities Plan total budget as approved by SBBC in September 2019. This budget includes Technology improvements and Musical Instruments Replacements which are not included in this section of the report.

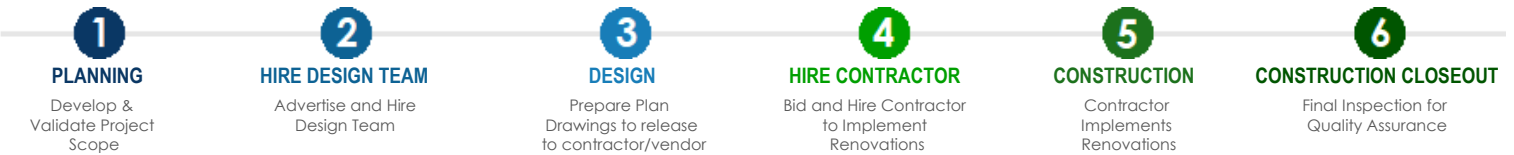
- All dates are based on calendar year. SMART funded projects are included.
- Projects without expenditures to date may not show up in the "Financially Active Project Detail Schedule".

PRIMARY PROJECTS CURRENT STATUS: **Construction**

Primary Renovation: Construction in progress. All work is complete with final inspections pending.

School Choice Enhancements: COMPLETED 05/2018 - Voting completed 5/25/2016. Front office renovation completed 8/2016; (45) student laptops and a golf cart delivered 09/2016; Athletics equipment delivered 10/2016. Outdoor furniture delivered 11/2016. Digital marquee installed and operational 11/2017. Floor mats delivered 11/2017. Front door wrap delivered and installed 12/2017. Minifridge and presentation cabinets delivered 03/2018. Chain link fence art work delivered 05/2018.

SMART Facilities Update By Project



Primary Renovation

Phase: **99% Complete**

SCHEDULE: (Calendar Year)	1: Planning	2: Hire A/E	3: Design	4: Hire Contractor	5: Construction	6: Closeout
Planned	Q1 2016	Q2 2016	Q4 2016	Q4 2017	Q1 2018	Q1 2019
New Planned	Q1 2016	Q2 2016	Q4 2016	Q4 2017	Q1 2018	Q3 2019
Actual/Forecast	3/9/2016	5/17/2016	12/14/2016	2/13/2018	10/16/2018	10/11/2020

SCOPE:	BUDGET:
Additional Funding - Board Approved 05/22/18 (JJ-2)	\$1,950,037
Bldg Envelope Impr. (Roof, Window, Ext Wall, etc.)	\$967,000
Electrical Improvements	\$294,000
Fire Alarm	\$293,000
Fire Sprinklers	\$18,000
HVAC Improvements	\$1,170,000

FLAG: S - Project Delayed

COMMENTS:
 Original contractual date of substantial completion is 9/18/2019. Reason: Delays occurred due to Fire Alarm Specification Changes and Roofing Contractor Issues with permitting. Remedy: All work is complete with final inspections pending.

Annabel C. Perry Pre K - 8 (f.k.a. Annabel C. Perry Elementary)

SMART Facilities Update by Project Cont.

Media Center

 Phase: **100%** Complete

SCHEDULE: (Calendar Year)	1: Planning	2: Hire A/E	3: Design	4: Hire Contractor	5: Construction	6: Closeout
Planned	Q1 2017	Q2 2017	Q1 2018	Q2 2018	Q1 2019	Q4 2019 Q4 2019
New Planned	Q1 2017	Q2 2017	Q1 2018	Q2 2019	Q4 2019	Q2 2021 Q2 2021
Actual/Forecast	3/7/2017	5/11/2017	8/9/2017	1/2/2019	6/6/2019	8/15/2019 11/20/2019
SCOPE:	BUDGET:		FLAG:			
Media Center improvements	\$323,000		<div style="border: 1px solid black; padding: 5px;"> COMMENTS: </div>			

School Choice Enhancements*

 Phase: **100%** Complete

SCHEDULE:	PH:1 Planning/Design	PH:2 Implement	PH:3 Complete
Planned	Q1 2015	Q2 2016	Q1 2018 Q1 2018
Actual	11/2015	05/2016	05/2018 05/2018
SCOPE:	BUDGET:		FLAG:
School Choice Enhancement	\$100,000		<div style="border: 1px solid black; padding: 5px;"> COMMENTS: </div>

*SCEP projects follows a three-phase design process that begins with planning/design, followed by implementation and finally completion when all items have been delivered and installed.



Apollo Middle School

6800 ARTHUR STREET, HOLLYWOOD 33024

Location Num	1791
Board District	1
Board Member	Ann Murray
ADEFP Budget*	\$7,433,000
Total Facilities Budget	\$7,085,000

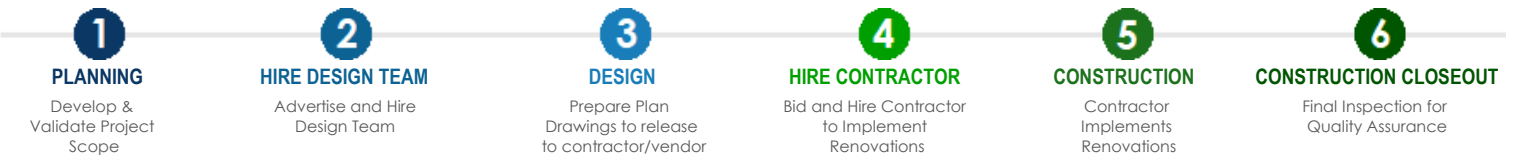
***NOTE** This quarter reflects the Adopted District Educational Facilities Plan total budget as approved by SBBC in September 2019. This budget includes Technology improvements and Musical Instruments Replacements which are not included in this section of the report.
 - All dates are based on calendar year. SMART funded projects are included. Only
 - Projects without expenditures to date may not show up in the "Financially Active Project Detail Schedule".

PRIMARY PROJECTS CURRENT STATUS: Design

Primary Renovation: 100% Construction Documents in the permitting process. Design firm currently addressing Building Department comments prior to submitting for the third time.

School Choice Enhancements: Voting completed 5/28/2019. ID maker machine delivered 10/2019. Cork Strips (29), and printer delivered 11/2019. iPhone strike completed 12/2019. (10) chairs delivered 02/2020. Logo Rugs delivered 02/2020. Signage Wayfinding delivered 04/2020. Digital Marquee permit issued 07/2020; fabrication in progress. Aiphone submaster installation began 08/2020.

SMART Facilities Update By Project



Primary Renovation

Phase: **97% Complete**

SCHEDULE: (Calendar Year)	1: Planning	2: Hire A/E	3: Design	4: Hire Contractor	5: Construction	6: Closeout
Planned	Q4 2017	Q1 2018	Q4 2018	Q2 2019	Q4 2019	Q4 2020
New Planned	Q4 2017	Q1 2018	Q4 2018	Q4 2019	Q3 2020	Q1 2022
Actual/Forecast	9/1/2017	11/13/2017	5/2/2018	Q1 2021		

SCOPE:	BUDGET:
Bldg Envelope Impr. (Roof, Window, Ext Wall, etc.)	\$1,633,000
Fire Sprinklers	\$50,000
HVAC Improvements	\$4,570,000
Media Center improvements	\$555,000
Safety / Security Upgrade	\$107,000

FLAG: S - Project Delayed

COMMENTS:
 Reason: Delays have occurred during the design phase. The design firm has been delayed in submitting the construction documents for permit review. Additional delays were experienced due to the health crisis. Remedy: Design review is complete and revisions are in progress.

Track

Phase: **100% Complete**

SCHEDULE: (Calendar Year)	1: Planning	2: Hire A/E	3: Design	4: Hire Contractor	5: Construction	6: Closeout
Planned	N/A	N/A	N/A	N/A	N/A	N/A
Actual/Forecast	N/A	N/A	N/A	N/A	6/8/2016	7/8/2016

SCOPE:	BUDGET:
Track Resurfacing	\$70,000

FLAG:

COMMENTS:

Apollo Middle School

SMART Facilities Update by Project Cont.

School Choice Enhancements*

 Phase: **23% Complete**

SCHEDULE:	PH:1 Planning/Design	PH:2 Implement	PH:3 Complete
Planned	Q4 2018	Q2 2019	TBD
Actual	11/2018	05/2019	TBD

SCOPE:	BUDGET:	FLAG:
School Choice Enhancement	\$100,000	COMMENTS: Planned dates shown as TBD will be provided after all items have been ordered and funds allocated.

*SCEP projects follows a three-phase design process that begins with planning/design, followed by implementation and finally completion when all items have been delivered and installed.



Atlantic Technical College & Technical High School

4700 COCONUT CREEK PARKWAY, COCONUT CREEK 33063

Location Num	2221
Board District	7
Board Member	Nora Rupert
ADEFP Budget*	\$10,340,400
Total Facilities Budget	\$9,052,000

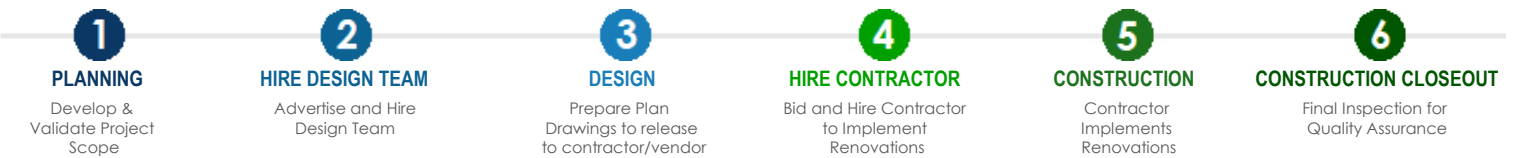
***NOTE** This quarter reflects the Adopted District Educational Facilities Plan total budget as approved by SBBC in September 2019. This budget includes Technology improvements and Musical Instruments Replacements which are not included in this section of the report.
 - All dates are based on calendar year. SMART funded projects are included. Only
 - Projects without expenditures to date may not show up in the "Financially Active Project Detail Schedule".

PRIMARY PROJECTS CURRENT STATUS: Design

Primary Renovation: 100% Construction Documents in permit review. Building Department currently reviewing the first submission.

School Choice Enhancements: COMPLETED 06/2017- Voting completed prior to October 2015 - Furniture/renovation for the media center; installation completed 06/2017.

SMART Facilities Update By Project



Primary Renovation

Phase: **95% Complete**

SCHEDULE: (Calendar Year)	1: Planning	2: Hire A/E	3: Design	4: Hire Contractor	5: Construction	6: Closeout
Planned	Q4 2015	Q4 2015	Q3 2016	Q2 2018	Q3 2018	Q4 2019 / Q1 2020
New Planned	Q4 2015	Q4 2015	Q3 2016	Q4 2019	Q2 2020	Q3 2021 / Q3 2021
Actual/Forecast	10/29/2015	12/8/2015	9/23/2016	Q4 2020		

SCOPE:	BUDGET:
Bldg Envelope Impr. (Roof, Window, Ext Wall, etc.)	\$2,710,000
Fire Sprinklers	\$1,482,000
IAQ Repairs - HVAC	\$4,642,000
Media Center improvements	\$88,000

FLAG: S - Project Delayed

COMMENTS:
 Reason: Delays have occurred during the design phase. The design firm has not submitted design documents per the professional service agreement. A redesign of the roofing system was needed prior to permit review. Design is nearing completion of the revision. Remedy: The owner will be enforcing terms of the contract for delays.

Media Center Improvements

Phase: **100% Complete**

SCHEDULE: (Calendar Year)	1: Planning	2: Hire A/E	3: Design	4: Hire Contractor	5: Construction	6: Closeout
Planned	N/A	N/A	N/A	N/A	N/A	N/A / N/A
Actual/Forecast	N/A	N/A	N/A	N/A	N/A	N/A / 11/1/2016

SCOPE:	BUDGET:
Media Center improvements - Carpet and Paint	\$30,000

FLAG:

COMMENTS:

Atlantic Technical College & Technical High School

SMART Facilities Update by Project Cont.

School Choice Enhancements*

 Phase: **100%** Complete

SCHEDULE:	PH:1 Planning/Design	PH:2 Implement	PH:3 Complete
Planned	Q1 2016	N/A	Q2 2017
Actual	01/2016	N/A	06/2017

SCOPE:	BUDGET:	FLAG:
School Choice Enhancement	\$100,000	COMMENTS: <div style="border: 1px solid black; height: 30px; width: 100%;"></div>

*SCEP projects follows a three-phase design process that begins with planning/design, followed by implementation and finally completion when all items have been delivered and installed.



Atlantic Technical, Arthur Ashe, Jr Campus

1701 NW 23 AVENUE, FORT LAUDERDALE 33311

Location Num	4702
Board District	5
Board Member	Dr. Rosalind Osgood
ADEFP Budget*	\$3,326,449
Total Facilities Budget	\$3,178,449

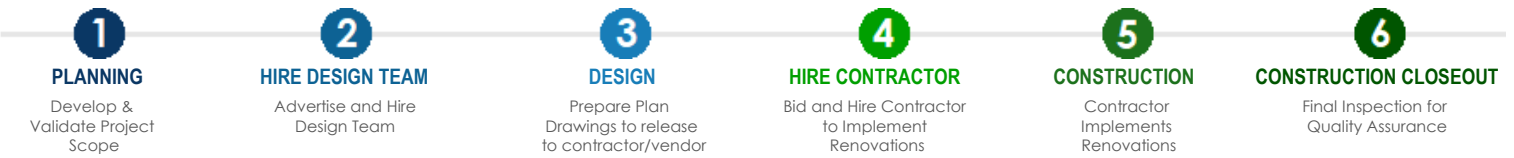
***NOTE** This quarter reflects the Adopted District Educational Facilities Plan total budget as approved by SBBC in September 2019. This budget includes Technology improvements and Musical Instruments Replacements which are not included in this section of the report.
 - All dates are based on calendar year. SMART funded projects are included. Only
 - Projects without expenditures to date may not show up in the "Financially Active Project Detail Schedule".

PRIMARY PROJECTS CURRENT STATUS: **Construction**

Primary Renovation: Construction in progress. Building 1 and 2 roofing is complete. Pending final inspections to reach Substantial Completion.

School Choice Enhancements: COMPLETED 12/2016- Voting completed prior to October 2015 - Renovation/furniture for the Media Center. Installation completed 12/2016.

SMART Facilities Update By Project



Primary Renovation

Phase: **99% Complete**

SCHEDULE: (Calendar Year)	1: Planning	2: Hire A/E	3: Design	4: Hire Contractor	5: Construction	6: Closeout
Planned	Q1 2017	Q2 2017	Q2 2017	Q4 2017	Q3 2018	Q3 2019
New Planned	Q1 2017	Q2 2017	Q2 2017	Q4 2017	Q1 2019	Q1 2020
Actual/Forecast	10/29/2016	3/27/2017	4/27/2017	9/21/2018	2/15/2019	11/1/2020

SCOPE:	BUDGET:
Additional Funding - Board Approved 01/15/19 (JJ-2)	\$1,836,449
Bldg Envelope Impr. (Roof, Window, Ext Wall, etc.)	\$1,200,000
Fire Alarm	\$42,000

FLAG: S - Project Delayed

COMMENTS:

Original contractual date of substantial completion is 8/20/2019. Reason: Delays occurred during construction related to the roofing sub-permit. It took an estimated additional 4 months in order to receive an approved roofing sub-permit which was not accounted for in the original construction schedule. Additional delays were experienced beginning the roof work after the sub-permit was received. Remedy: The sub-permit has been received, the roof repairs are complete, and the construction is estimated to be completed in early Q4 2020 pending final inspections.

Atlantic Technical, Arthur Ashe, Jr Campus

SMART Facilities Update by Project Cont.

School Choice Enhancements*

 Phase: **100%** Complete

SCHEDULE:	PH:1 Planning/Design	PH:2 Implement	PH:3 Complete
Planned	Q1 2015	N/A	Q3 2016
Actual	11/2015	N/A	12/2016

SCOPE:	BUDGET:	FLAG:
School Choice Enhancement	\$100,000	COMMENTS: <div style="border: 1px solid black; height: 30px;"></div>

*SCEP projects follows a three-phase design process that begins with planning/design, followed by implementation and finally completion when all items have been delivered and installed.



Atlantic West Elementary School

301 NW 69 TERRACE, MARGATE 33063

Location Num	2511
Board District	7
Board Member	Nora Rupert
ADEFP Budget*	\$3,070,197
Total Facilities Budget	\$2,717,000

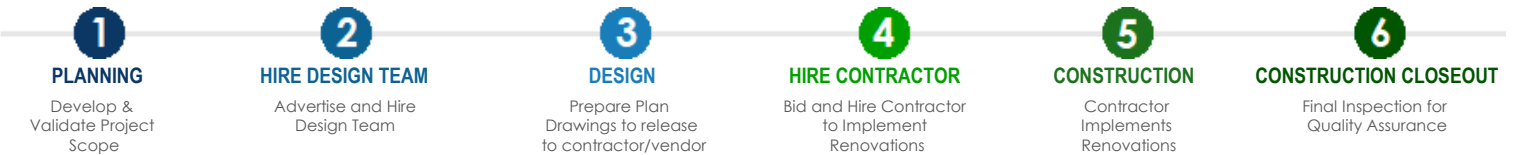
***NOTE** This quarter reflects the Adopted District Educational Facilities Plan total budget as approved by SBBC in September 2019. This budget includes Technology improvements and Musical Instruments Replacements which are not included in this section of the report.
 - All dates are based on calendar year. SMART funded projects are included. Only
 - Projects without expenditures to date may not show up in the "Financially Active Project Detail Schedule".

PRIMARY PROJECTS CURRENT STATUS: Design

Primary Renovation: 100% Construction Documents in the permitting process. Design firm currently addressing Building Department comments prior to submitting the third time for permit application. Negotiations with the design firm are taking place related to additional funding for increase scope.

School Choice Enhancements: COMPLETED 04/2020 - Voting completed 10/20/17 - Janitorial Equipment, and folding chairs delivered 12/2017. Marquee permit issued 2/7/2018; installed 05/2018. Front Office Renovation furniture delivered 04/2018. Shade Structure in PE court permitted 12/2018. Pre-construction meeting held 2/12/2019; construction completed 04/2020.

SMART Facilities Update By Project



Primary Renovation

Phase: **97% Complete**

SCHEDULE: (Calendar Year)	1: Planning	2: Hire A/E	3: Design	4: Hire Contractor	5: Construction	6: Closeout
Planned	Q2 2016	Q2 2016	Q1 2017	Q4 2017	Q2 2018	Q1 2019
New Planned	Q2 2016	Q2 2016	Q1 2017	Q2 2019	Q4 2019	Q1 2021
Actual/Forecast	4/22/2016	6/21/2016	1/30/2017	Q1 2021		

SCOPE:	BUDGET:
Bldg Envelope Impr. (Roof, Window, Ext Wall, etc.)	\$1,048,000
Fire Sprinklers	\$619,000
HVAC Improvements	\$723,000
Media Center improvements	\$227,000

FLAG: S - Project Delayed

COMMENTS:
 Reason: Delays have occurred in the design phase. The design firm has taken an above average amount of time to complete the 100% submittal. Remedy: The owner will be enforcing terms of the contract for delays.

Atlantic West Elementary School

SMART Facilities Update by Project Cont.

School Choice Enhancements*

 Phase: **100%** Complete

SCHEDULE:	PH:1 Planning/Design	PH:2 Implement	PH:3 Complete
Planned	Q1 2016	Q4 2017	Q2 2018
Actual	01/2016	10/2017	04/2020

SCOPE:

School Choice Enhancement

BUDGET:

\$100,000

FLAG:
COMMENTS:

*SCEP projects follows a three-phase design process that begins with planning/design, followed by implementation and finally completion when all items have been delivered and installed.



Attucks Middle School

3500 N 22 AVENUE, HOLLYWOOD 33020

Location Num	0343
Board District	1
Board Member	Ann Murray
ADEFP Budget*	\$4,361,903
Total Facilities Budget	\$4,058,903

***NOTE** This quarter reflects the Adopted District Educational Facilities Plan total budget as approved by SBBC in September 2019. This budget includes Technology improvements and Musical Instruments Replacements which are not included in this section of the report.

- All dates are based on calendar year. SMART funded projects are included. Only
- Projects without expenditures to date may not show up in the "Financially Active Project Detail Schedule".

PRIMARY PROJECTS CURRENT STATUS: Hire Contractor

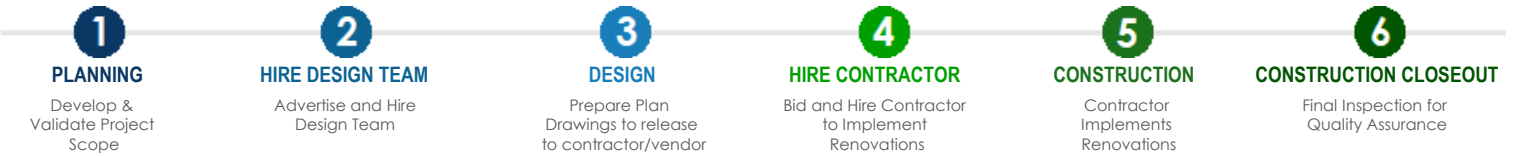
Primary Renovation - Phase 1: Contractor procurement in progress. Pending advertisement for bids.

Primary Renovation - Media Center: Letter of Recommendation to permit has been received on the roofing and media center scope of work. Media Center and Roofing project has been split to achieve better pricing for construction. Project requires repermitting of the design.

Primary Renovation - Roofing: Letter of Recommendation to permit has been received on the roofing and media center scope of work. Media Center and Roofing project has been split to achieve better pricing for construction. Project requires repermitting of the design.

School Choice Enhancements: COMPLETED 2/2017- Voting completed 1/21/16 - Front office renovation, murals, facilities equipment, technology, lab remodeling, media center upgrade, LCD projectors and an interior audio system. All items installed and delivered 2/27/17.

SMART Facilities Update By Project



Primary Renovation - Phase 1

Phase: **20% Complete**

SCHEDULE: (Calendar Year)	1: Planning	2: Hire A/E	3: Design	4: Hire Contractor	5: Construction	6: Closeout
Planned	Q2 2016	Q3 2016	Q2 2017	Q4 2017	Q3 2018	Q2 2019
New Planned	Q2 2016	Q3 2016	Q2 2017	Q2 2019	Q4 2019	Q1 2021
Actual/Forecast	5/17/2016	7/26/2016	5/2/2017	6/9/2020	Q4 2020	

SCOPE:	BUDGET:
Electrical Improvements	\$624,000
HVAC Improvements	\$454,000
Provide Fire Sprinkler Protection Install New Fire Alarm	\$1,962,778

FLAG: S - Project Delayed

COMMENTS:

Reason: Delays have occurred in the design process related to permitting and minor delays during design. Multiple revisions have been required by the design firm in order to achieve a permit, with minor edits required to receive permit. Pending submission of the sixth submission. Remedy: The owner will be enforcing terms of the contract for delays and multiple resubmissions.

Attucks Middle School

SMART Facilities Update by Project Cont.

Primary Renovation - Roofing

Phase: **5% Complete**

SCHEDULE: (Calendar Year)	1: Planning	2: Hire A/E	3: Design	4: Hire Contractor	5: Construction	6: Closeout
Planned	Q1 2017	Q1 2017	Q2 2017	Q3 2017	Q4 2017	Q2 2019
New Planned	Q1 2017	Q1 2017	Q2 2017	Q1 2019	Q2 2019	Q2 2020
Actual/Forecast	2/9/2017	2/9/2017	4/20/2017	2/13/2019	Q1 2021	

SCOPE:

Bldg Envelope Impr. (Roof, Window, Ext Wall, etc.)

BUDGET:

\$498,125

FLAG: S - Project Delayed

COMMENTS:

Reason: Delays occurred during bid and award due to contractor pricing. Remedy: Negotiations with the CSMP Contractor were held and the project was split into two projects to achieve better pricing. Pending permit review prior to executing proposal and Notice to Proceed from contractor.

Primary Renovation - Media Center

Phase: **5% Complete**

SCHEDULE: (Calendar Year)	1: Planning	2: Hire A/E	3: Design	4: Hire Contractor	5: Construction	6: Closeout
Planned	N/A	N/A	N/A	N/A	N/A	N/A
New Planned	Q1 2017	Q1 2017	Q2 2017	Q1 2019	Q2 2019	Q2 2020
Actual/Forecast	2/9/2017	2/9/2017	4/20/2017	2/13/2019	Q2 2021	

SCOPE:

Media Center improvements

BUDGET:

\$420,000

FLAG: S - Project Delayed

COMMENTS:

Reason: Delays occurred during bid and award due to contractor pricing. Remedy: Negotiations with the CSMP Contractor were held and the project was split into two projects to achieve better pricing. Pending permit review prior to executing proposal and Notice to Proceed from contractor.

School Choice Enhancements*

Phase: **100% Complete**

SCHEDULE:	PH:1 Planning/Design	PH:2 Implement	PH:3 Complete
Planned	Q1 2015	Q1 2016	Q1 2017
Actual	01/2015	01/2016	02/2017

SCOPE:

School Choice Enhancement

BUDGET:

\$100,000

FLAG:

COMMENTS:

*SCEP projects follows a three-phase design process that begins with planning/design, followed by implementation and finally completion when all items have been delivered and installed.



Bair Middle School

9100 NW 21 MANOR, SUNRISE 33322

Location Num	2611
Board District	5
Board Member	Dr. Rosalind Osgood
ADEFP Budget*	\$1,998,000
Total Facilities Budget	\$1,617,000

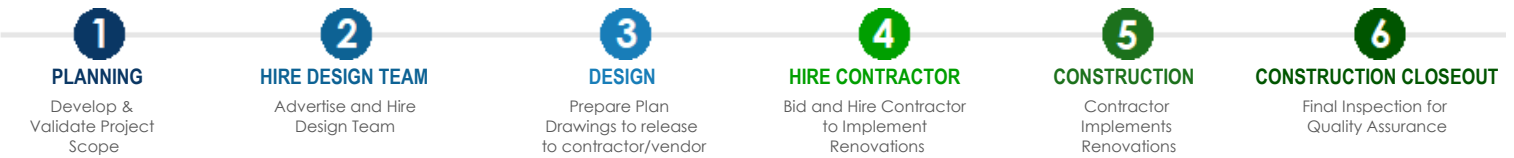
***NOTE** This quarter reflects the Adopted District Educational Facilities Plan total budget as approved by SBBC in September 2019. This budget includes Technology improvements and Musical Instruments Replacements which are not included in this section of the report.
 - All dates are based on calendar year. SMART funded projects are included. Only
 - Projects without expenditures to date may not show up in the "Financially Active Project Detail Schedule".

PRIMARY PROJECTS CURRENT STATUS: Hire Contractor

Primary Renovation: Contractor procurement in progress. Bid opening has occurred. Recommendation to reject all bids has received Board approval due to quality of bids. Project has been re-bid and will go to the Board for approval to award in October 2020.

School Choice Enhancements: COMPLETED 10/2018 - Voting authorized 5/15/18 - Voting completed 6/1/2018 - Projector and Portable Sound System delivered 08/2018. Cafeteria Sound system installed 09/2018. Indoor Office Furniture delivered 10/2018. Laptops (22) and (1) earthcart delivered 10/2018.

SMART Facilities Update By Project



Primary Renovation

Phase: **25% Complete**

SCHEDULE: (Calendar Year)	1: Planning	2: Hire A/E	3: Design	4: Hire Contractor	5: Construction	6: Closeout
Planned	Q3 2017	Q4 2017	Q3 2018	Q1 2019	Q3 2019	Q2 2020
New Planned	Q3 2017	Q4 2017	Q3 2018	Q3 2019	Q1 2020	Q1 2021
Actual/Forecast	5/1/2017	7/20/2017	3/14/2018	9/5/2019	Q4 2020	

SCOPE:	BUDGET:
Bldg Envelope Impr. (Roof, Window, Ext Wall, etc.)	\$380,000
Fire Alarm	\$462,000
HVAC Improvements	\$103,000
Media Center improvements	\$495,000
Safety / Security Upgrade	\$77,000

FLAG: S - Project Delayed

COMMENTS:

Funding Year 1 thru 3 projects are to take priority for advertisement of bid. The project is funded under Year 4 and was advertised after the funding Year 1 thru 3 projects that were prepared had been advertised. The bids were rejected due to lack of quality. Re-bid has taken place and award is pending Board approval.

Bair Middle School

SMART Facilities Update by Project Cont.

School Choice Enhancements*

 Phase: **100%** Complete

SCHEDULE:	PH:1 Planning/Design	PH:2 Implement	PH:3 Complete
Planned	Q4 2017	Q2 2018	Q1 2019
Actual	11/2017	06/2018	10/2018

SCOPE:

School Choice Enhancement

BUDGET:

\$100,000

FLAG:
COMMENTS:

*SCEP projects follows a three-phase design process that begins with planning/design, followed by implementation and finally completion when all items have been delivered and installed.



Banyan Elementary School

8800 NW 50 STREET, SUNRISE 33351

Location Num	2001
Board District	5
Board Member	Dr. Rosalind Osgood
ADEFP Budget*	\$2,633,224
Total Facilities Budget	\$2,316,224

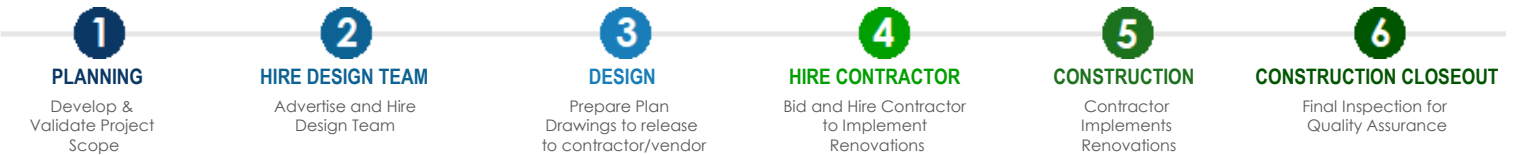
***NOTE** This quarter reflects the Adopted District Educational Facilities Plan total budget as approved by SBBC in September 2019. This budget includes Technology improvements and Musical Instruments Replacements which are not included in this section of the report.
 - All dates are based on calendar year. SMART funded projects are included. Only
 - Projects without expenditures to date may not show up in the "Financially Active Project Detail Schedule".

PRIMARY PROJECTS CURRENT STATUS: **Construction**

Primary Renovation: Construction in progress. Roofing submittals have required multiple revisions prior to sub-permit approval. Media Center and bathroom improvements are complete.

School Choice Enhancements: Voting completed May 2016. Murals complete 02/2017. Marquee PO canceled for Robson Corporation; District is no longer using this vendor due to lack of performance. PO placed with a new vendor 05/2019. Playground upgrades permit received; construction completed 12/2018. PO request issued for new marquee vendor 04/2019; marquee permitted 10/17/2019; pre-construction meeting scheduled for 10/30/2019. Structural construction completed 12/2019; electrical tie-in completed 01/2020. (34) Projectors delivered 09/2020. (27) Document Cameras are on order.

SMART Facilities Update By Project



Primary Renovation

Phase: **50%** Complete

SCHEDULE: (Calendar Year)	1: Planning	2: Hire A/E	3: Design	4: Hire Contractor	5: Construction	6: Closeout
Planned	Q4 2016	Q4 2016	Q2 2017	Q4 2017	Q2 2018	Q2 2019
New Planned	Q4 2016	Q4 2016	Q2 2017	Q4 2017	Q1 2019	Q3 2019
Actual/Forecast	10/20/2016	10/20/2016	3/28/2017	8/13/2018	3/1/2019	4/30/2021

SCOPE:	BUDGET:
Additional Funding - Board Approved 01/15/19 (JJ-4)	\$962,979
Bldg Envelope Impr. (Roof, Window, Ext Wall, etc.)	\$917,000
HVAC Improvements	\$128,000
Media Center improvements	\$198,000

FLAG: S - Project Delayed

COMMENTS:
 Original contractual date of substantial completion is 9/3/2019. Reason: Delays occurred during construction related to the roofing sub-permit. The project continues to be delayed until the roofing sub-permit is received. Remedy: Delays continue without the sub-permit approval.

Banyan Elementary School

SMART Facilities Update by Project Cont.

School Choice Enhancements*

 Phase: **89% Complete**

SCHEDULE:	PH:1 Planning/Design		PH:2 Implement		PH:3 Complete
Planned	Q1 2015		Q2 2016		Q2 2018
Actual	11/2015		05/2016		

SCOPE:

 Additional Funding - Board Approved 04/23/19 (JJ-12)
 School Choice Enhancement

BUDGET:

 \$10,245
 \$100,000

FLAG: S - Project Delayed
COMMENTS:

New Marquee vendor hired to replace previous vendor. Previous vendor replaced due to poor performance.

*SCEP projects follows a three-phase design process that begins with planning/design, followed by implementation and finally completion when all items have been delivered and installed.



Bayview Elementary School

1175 MIDDLE RIVER DRIVE, FORT LAUDERDALE 33304

Location Num	0641
Board District	3
Board Member	Heather P. Brinkworth
ADEFP Budget*	\$3,019,739
Total Facilities Budget	\$2,788,739

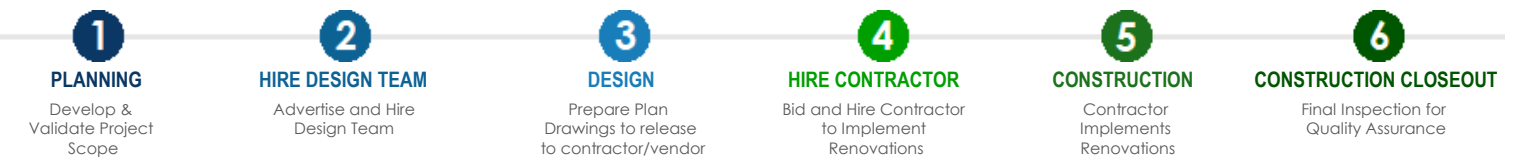
***NOTE** This quarter reflects the Adopted District Educational Facilities Plan total budget as approved by SBBC in September 2019. This budget includes Technology improvements and Musical Instruments Replacements which are not included in this section of the report.
 - All dates are based on calendar year. SMART funded projects are included. Only
 - Projects without expenditures to date may not show up in the "Financially Active Project Detail Schedule".

PRIMARY PROJECTS CURRENT STATUS: **Construction**

Primary Renovation: Construction in progress. Pending execution of the Certificate of Occupancy to reach substantial completion.

School Choice Enhancements: COMPLETED 03/2020 - Voting authorized 1/24/18. Voting completed 2/15/18. Cafeteria sound system installed 04/2018. Printers, Poster Maker and Parking stantions delivered 05/2018. Furniture (Tables, Chairs for 3rd, 4th and 5th Grade) delivered 07/2018. Cafeteria Projector cage installed 03/2019. (1) 4-Cell Battery, (2) 11.6" LCD Panel assembly touch screen for Lenovo N23, (5) 45W AC Adapter mini USB tip delivered 02/2020. (10) Lenovo 300e, (1) Lenovo M720 delivered 05/2020.

SMART Facilities Update By Project



Primary Renovation

Phase: **99% Complete**

SCHEDULE: (Calendar Year)	1: Planning	2: Hire A/E	3: Design	4: Hire Contractor	5: Construction	6: Closeout
Planned	Q3 2016	Q2 2017	Q2 2017	Q4 2017	Q3 2018	Q3 2019
New Planned	Q3 2016	Q2 2017	Q2 2017	Q4 2017	Q3 2018	Q3 2019
Actual/Forecast	9/14/2016	9/14/2016	4/25/2017	3/21/2018	10/19/2018	4/30/2021

SCOPE:	BUDGET:
Additional Funding - Board Approved 06/26/18 (JJ-6)	\$946,739
Bldg Envelope Impr. (Roof, Window, Ext Wall, etc.)	\$836,000
HVAC Improvements	\$645,565

FLAG: S - Project Delayed

COMMENTS:

Original contractual date of substantial completion is 4/23/2019. Reason: Delays have occurred during construction related to multiple inspections and follow-up work needed to pass the inspections. Remedy: The project is pending final roof repairs and inspections. Update: Roofing work continues to be delayed due to contractor not able to pass inspections. Substantial completion delays will continue until inspections are passed.

Bayview Elementary School

SMART Facilities Update by Project Cont.

Chiller Replacement

 Phase: **100%** Complete

SCHEDULE: (Calendar Year)	1: Planning	2: Hire A/E	3: Design	4: Hire Contractor	5: Construction	6: Closeout
Planned	N/A	N/A	N/A	N/A	N/A	N/A
Actual/Forecast	N/A	N/A	N/A	N/A	N/A	N/A
						3/21/2018

SCOPE: HVAC Improvements - Chiller Replacement	BUDGET: \$260,435	FLAG: COMMENTS:
--	-----------------------------	----------------------------------

School Choice Enhancements*

 Phase: **100%** Complete

SCHEDULE:	PH:1 Planning/Design	PH:2 Implement	PH:3 Complete
Planned	Q4 2016	Q1 2018	Q1 2020
Actual	12/2016	02/2018	03/2020

SCOPE: School Choice Enhancement	BUDGET: \$100,000	FLAG: COMMENTS:
--	-----------------------------	----------------------------------

*SCEP projects follows a three-phase design process that begins with planning/design, followed by implementation and finally completion when all items have been delivered and installed.



Beachside Montessori Village

2230 LINCOLN STREET, HOLLYWOOD 33020

Location Num	2041
Board District	1
Board Member	Ann Murray
ADEFP Budget*	\$441,000
Total Facilities Budget	\$100,000

***NOTE** This quarter reflects the Adopted District Educational Facilities Plan total budget as approved by SBBC in September 2019. This budget includes Technology improvements and Musical Instruments Replacements which are not included in this section of the report.
 - All dates are based on calendar year. SMART funded projects are included. Only
 - Projects without expenditures to date may not show up in the "Financially Active Project Detail Schedule".

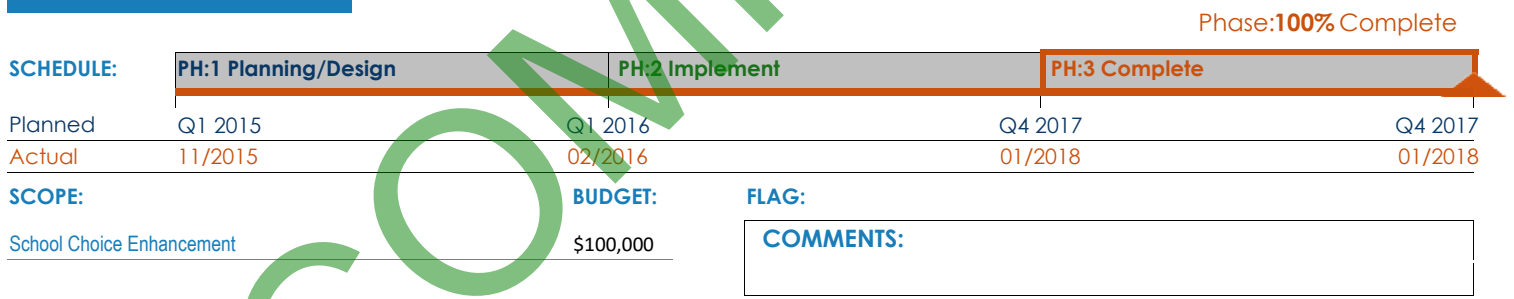
PRIMARY PROJECTS CURRENT STATUS: N/A

School Choice Enhancements: COMPLETED 01/2018 - Voting completed 2/28/16. Music equipment, athletic equipment, math and science equipment, and the portable sound system delivered 12/2016. Cafeteria audio system delivered and installed 08/2017. Microscopes delivered 12/2017. Cabinets and (29) laptops delivered 01/2018.

SMART Facilities Update By Project



School Choice Enhancements*



*SCEP projects follows a three-phase design process that begins with planning/design, followed by implementation and finally completion when all items have been delivered and installed.



Bennett Elementary School

1755 NE 14 STREET, FORT LAUDERDALE 33304

Location Num	0201
Board District	3
Board Member	Heather P. Brinkworth
ADEFP Budget*	\$2,119,000
Total Facilities Budget	\$1,914,000

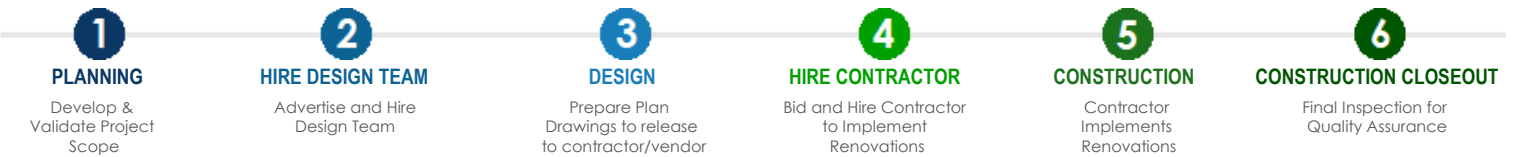
***NOTE** This quarter reflects the Adopted District Educational Facilities Plan total budget as approved by SBBC in September 2019. This budget includes Technology improvements and Musical Instruments Replacements which are not included in this section of the report.
 - All dates are based on calendar year. SMART funded projects are included. Only
 - Projects without expenditures to date may not show up in the "Financially Active Project Detail Schedule".

PRIMARY PROJECTS CURRENT STATUS: Design

Primary Renovation: 100% Construction Documents in progress.

School Choice Enhancements: Kick-off meeting held 2/15/2019. Voting authorized 4/25/2019. Golf cart delivered 06/2019. Office and classroom furniture, furniture for reception area and AP office, desk with reception top, cube tables, cabinets, (180) open front student desk, (180) chairs, (7) tables, (24) stools delivered 08/2019. New 4'x8' digital marquee on order.

SMART Facilities Update By Project



Primary Renovation

Phase: **90% Complete**

SCHEDULE: (Calendar Year)	1: Planning	2: Hire A/E	3: Design	4: Hire Contractor	5: Construction	6: Closeout
Planned	Q1 2018	Q2 2018	Q1 2019	Q3 2019	Q2 2020	Q1 2021
New Planned	Q1 2018	Q2 2018	Q1 2019	Q1 2020	Q2 2020	Q2 2021
Actual/Forecast	8/1/2017	10/6/2017	5/3/2018	Q2 2021		

SCOPE:	BUDGET:
Bldg Envelope Impr. (Roof, Window, Ext Wall, etc.)	\$1,270,000
Fire Alarm	\$319,000
HVAC Improvements	\$88,000
Media Center improvements	\$137,000

FLAG: S - Project Delayed

COMMENTS:

The project included the demolition or renovation of multiple campus buildings. The project is pending a presentation to the Board on demolition or renovation prior to completing the design.

School Choice Enhancements*

Phase: **54% Complete**

SCHEDULE:	PH:1 Planning/Design	PH:2 Implement	PH:3 Complete
Planned	Q4 2018	Q1 2019	TBD
Actual	11/2018	04/2019	

SCOPE:	BUDGET:
School Choice Enhancement	\$100,000

FLAG:

COMMENTS:

Planned dates shown as TBD will be provided after all items have been ordered and funds allocated.

*SCEP projects follows a three-phase design process that begins with planning/design, followed by implementation and finally completion when all items have been delivered and installed.



Blanche Ely High School

1201 NW 6 AVENUE, POMPANO BEACH 33060

Location Num	0361
Board District	7
Board Member	Nora Rupert
ADEFP Budget*	\$23,335,150
Total Facilities Budget	\$21,665,436

***NOTE** This quarter reflects the Adopted District Educational Facilities Plan total budget as approved by SBBC in September 2019. This budget includes Technology improvements and Musical Instruments Replacements which are not included in this section of the report.

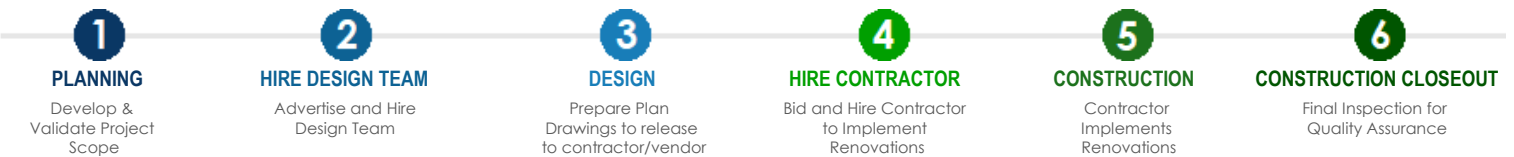
- All dates are based on calendar year. SMART funded projects are included. Only
- Projects without expenditures to date may not show up in the "Financially Active Project Detail Schedule".

PRIMARY PROJECTS CURRENT STATUS: **Construction**

Primary Renovation: Construction in progress. Building 14 renovations are complete in the restrooms and concession areas. Building 2 STEM labs are nearing completion. Pending electrical closet design revisions and construction to address code compliance issues. Shower installation is pending for completion of the restroom scope of work. Building 1 HVAC work is nearing completion. Building 26 Science Lab work is in progress. Roofing renovations on Building 1 and 2 in progress.

School Choice Enhancements: COMPLETED 03/2020 - Voting authorized 4/6/2018 - Media Backdrop delivered 07/2018. Indoor tables and Bracket Kits with Activeboards delivered 01/2019. Projectors, tables and chairs delivered 08/2018. Science equipment delivered 11/2018. Digital Classroom Upgrades, (4) heart Models, and Podium delivered and installation complete 12/2018. , (117) laptops and adaptors delivered 6/2019. (1) Laptop 100e delivered 06/2020

SMART Facilities Update By Project



Primary Renovation

Phase: **75% Complete**

SCHEDULE: (Calendar Year)	1: Planning	2: Hire A/E	3: Design	4: Hire Contractor	5: Construction	6: Closeout
Planned	Q2 2015	Q2 2016	Q4 2016	Q3 2017	Q1 2018	Q1 2019
New Planned	Q2 2015	Q2 2016	Q4 2016	Q3 2017	Q1 2018	Q3 2020
Actual/Forecast	6/1/2015	5/3/2016	11/2/2016	8/15/2018	10/5/2018	7/30/2021

SCOPE:	BUDGET:
ADA Stage Lift	\$239,290
Additional Funding - Board Approved 04/17/18 (Item 1)	\$7,310,000
Bldg Envelope Impr. (Roof, Window, Ext Wall, etc.) incl. bldg #4	\$1,089,000
Fire Sprinklers	\$152,000
Gymnasium Accessibility	\$1,152,260
HVAC Improvements	\$6,202,000
IAQ & Fascia Replacement	\$2,791,886
Media Center improvements	\$668,000
Outdoor Dining Renovation	\$700,000
STEM Lab improvements	\$1,140,000

FLAG: S - Project Delayed

COMMENTS:

Original contractual date of substantial completion is 8/1/2020. Delays continue to grow without a roofing sub-permit being approved. Without the roofing sub-permit, the project is forecasted to be completed December 2021. Update: New roofing sub-consultant is on board and has received an approved roofing sub-permit.

Blanche Ely High School

SMART Facilities Update by Project Cont.

Weight Room

 Phase: **100%** Complete

SCHEDULE: (Calendar Year)	1: Planning	2: Hire A/E	3: Design	4: Hire Contractor	5: Construction	6: Closeout
Planned	Q1 2017	Q1 2017	Q2 2017	Q2 2017	Q3 2017	Q4 2017
Actual/Forecast	3/8/2017	3/15/2017	4/4/2017	6/19/2017	7/20/2017	12/15/2017

SCOPE: Weight Room Renovation	BUDGET: \$121,000	FLAG: COMMENTS:
---	-----------------------------	----------------------------------

School Choice Enhancements*

 Phase: **100%** Complete

SCHEDULE:	PH:1 Planning/Design	PH:2 Implement	PH:3 Complete
Planned	Q1 2015	Q2 2018	Q1 2020
Actual	11/2015	06/2018	03/2020

SCOPE: School Choice Enhancement	BUDGET: \$100,000	FLAG: COMMENTS:
--	-----------------------------	----------------------------------

*SCEP projects follows a three-phase design process that begins with planning/design, followed by implementation and finally completion when all items have been delivered and installed.



Boulevard Heights Elementary School

7201 JOHNSON STREET, HOLLYWOOD 33024

Location Num	0971
Board District	1
Board Member	Ann Murray
ADEFP Budget*	\$4,070,000
Total Facilities Budget	\$3,890,000

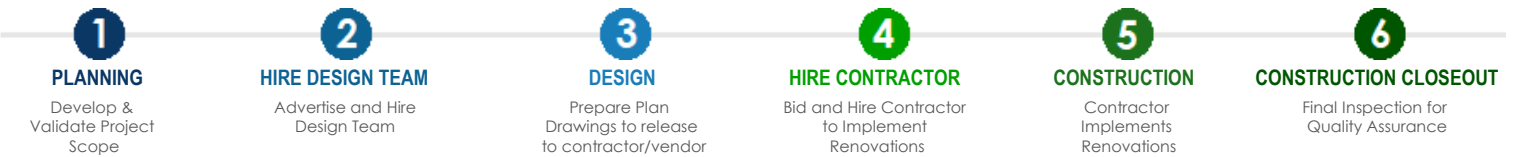
***NOTE** This quarter reflects the Adopted District Educational Facilities Plan total budget as approved by SBBC in September 2019. This budget includes Technology improvements and Musical Instruments Replacements which are not included in this section of the report.
 - All dates are based on calendar year. SMART funded projects are included. Only
 - Projects without expenditures to date may not show up in the "Financially Active Project Detail Schedule".

PRIMARY PROJECTS CURRENT STATUS: Hire Contractor

Primary Renovation: Contractor procurement in progress. Bid advertisement is pending revision to the bid schedule.

School Choice Enhancements: Voting completed 5/7/18 - Two-way radios and a Poster Maker delivered 06/2018. Laptops carts, Printers, Outdoor Rugs and Laminator delivered 07/2018. (50) Laptops, (22) Mimio boards, Facilities Equipment and (2) electric strikes delivered and installed 08/2018. Marquee permitted 7/2/2019; pre-construction meeting held 10/14/2019; construction completed 01/2020. (30) Lenovo 100E - 2nd Gen, (3) Lenovo ThinkPad L390 i5, (1 - 30 units) EarthWalk Cart, (30) Cable Management on order.

SMART Facilities Update By Project



Primary Renovation

Phase: **5% Complete**

SCHEDULE: (Calendar Year)	1: Planning	2: Hire A/E	3: Design	4: Hire Contractor	5: Construction	6: Closeout
Planned	Q4 2017	Q1 2018	Q3 2018	Q2 2019	Q4 2019	Q2 2020 Q3 2020
New Planned	Q4 2017	Q1 2018	Q3 2018	Q4 2019	Q2 2020	Q2 2021 Q2 2021
Actual/Forecast	10/2/2017	1/12/2018	3/14/2018	8/27/2019	Q2 2021	

SCOPE:	BUDGET:
Art Room Renovation and Equipment	\$65,000
Bldg Envelope Impr. (Roof, Window, Ext Wall, etc.)	\$1,514,000
HVAC Improvements	\$1,596,000
Improvements to or Replacement of building 1	\$188,000
Improvements to or Replacement of building 4	\$291,000
Music Room Renovation	\$136,000

FLAG: S - Project Delayed

COMMENTS:
 Funding Year 1 thru 3 projects are to take priority for advertisement of bid. The project is funded under Year 4 and will be advertised after the funding Year 1 thru 3 projects that are prepared for advertisement.

Boulevard Heights Elementary School

SMART Facilities Update by Project Cont.

School Choice Enhancements*

 Phase: **90% Complete**

SCHEDULE:	PH:1 Planning/Design	PH:2 Implement	PH:3 Complete
Planned	Q4 2017	Q2 2018	Q4 2018
Actual	11/2017	05/2018	Q4 2018

SCOPE:

School Choice Enhancement

BUDGET:

\$100,000

FLAG: S - Project Delayed
COMMENTS:

Marquee initially caused delays but it is now complete. Remaining items are on order and pending delivery.

*SCEP projects follows a three-phase design process that begins with planning/design, followed by implementation and finally completion when all items have been delivered and installed.



Boyd H. Anderson High School

3050 NW 41 STREET, LAUDERDALE LAKES 33309

Location Num	1741
Board District	5
Board Member	Dr. Rosalind Osgood
ADEFP Budget*	\$8,209,340
Total Facilities Budget	\$7,513,340

***NOTE** This quarter reflects the Adopted District Educational Facilities Plan total budget as approved by SBBC in September 2019. This budget includes Technology improvements and Musical Instruments Replacements which are not included in this section of the report.

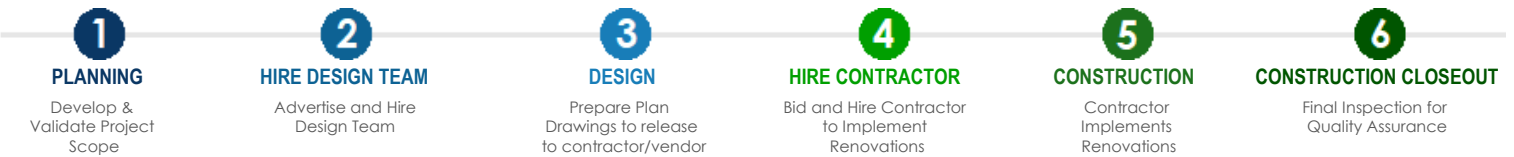
- All dates are based on calendar year. SMART funded projects are included. Only
- Projects without expenditures to date may not show up in the "Financially Active Project Detail Schedule".

PRIMARY PROJECTS CURRENT STATUS: Hire Contractor

Primary Renovation: Contractor procurement in progress. Pending Board approval to award, scheduled for November 2020.

School Choice Enhancements: COMPLETED 10/2018 - Voting authorized 2/1/18. Voting completed 3/8/18 - Recordex delivered and installed 06/2018. Sound system for the Gymnasium and laptop cart with 30 laptops delivered 06/2018. Portable Sound System, and roof for visitor's dugout delivered 07/2018. Lockers and Golf Carts delivered 08/2018. Gym Wall Pads delivered 10/2018.

SMART Facilities Update By Project



Primary Renovation

Phase: **25% Complete**

SCHEDULE: (Calendar Year)	1: Planning	2: Hire A/E	3: Design	4: Hire Contractor	5: Construction	6: Closeout
Planned	Q3 2016	Q4 2016	Q2 2017	Q1 2018	Q3 2018	Q3 2019
New Planned	Q3 2016	Q4 2016	Q2 2017	Q2 2019	Q4 2019	Q2 2021
Actual/Forecast	9/19/2016	11/1/2016	4/25/2017	2/10/2020	Q4 2020	

SCOPE:	BUDGET:
ADA renovations related to educational adequacy	\$388,000
Bldg Envelope Impr. (Roof, Window, Ext Wall, etc.)	\$2,580,000
HVAC Improvements	\$543,508
Safety / Security Upgrade	\$77,000
STEM Lab improvements	\$1,380,000

FLAG: S - Project Delayed

COMMENTS:

Reason: Delays have occurred in the permitting process of the design phase. The design firm had taken an average of two months to submit each of the first two design drawing sets and the fifth set for review by the Building Department. The design firm took three months to submit the fourth revision. Remedy: The owner will be enforcing terms of the contract for delays and multiple resubmissions. The project has received a Letter of Recommendation to Permit. Delays from the design phase are not forecasted to be recovered.

Boyd H. Anderson High School

SMART Facilities Update by Project Cont.

Media Center Demolition

Phase: **100% Complete**

SCHEDULE: (Calendar Year)	1: Planning	2: Hire A/E	3: Design	4: Hire Contractor	5: Construction	6: Closeout	
Planned	Q2 2015	Q2 2015	Q2 2015	Q3 2015	Q3 2015	Q4 2015	Q4 2016
Actual/Forecast	5/8/2015	5/21/2015	6/18/2015	6/29/2015	6/29/2015	8/16/2016	11/10/2016

SCOPE: Renovation of the existing Media Center - Demolition phase	BUDGET: \$245,792	FLAG: COMMENTS:
---	-----------------------------	----------------------------------

Chiller Replacement

Phase: **100% Complete**

SCHEDULE: (Calendar Year)	1: Planning	2: Hire A/E	3: Design	4: Hire Contractor	5: Construction	6: Closeout	
Planned	N/A	N/A	N/A	N/A	N/A	N/A	N/A
Actual/Forecast	N/A	N/A	N/A	N/A	N/A	N/A	N/A

SCOPE: HVAC Improvements - Chiller Replacement	BUDGET: \$305,492	FLAG: COMMENTS:
--	-----------------------------	----------------------------------

Weight Room

Phase: **100% Complete**

SCHEDULE: (Calendar Year)	1: Planning	2: Hire A/E	3: Design	4: Hire Contractor	5: Construction	6: Closeout	
Planned	Q2 2017	Q2 2017	Q3 2017	Q3 2017	Q3 2017	Q2 2018	Q2 2018
Actual/Forecast	5/5/2017	5/12/2017	7/13/2017	1/12/2018	1/19/2018	4/22/2018	4/23/2018

SCOPE: Weight Room Renovation	BUDGET: \$121,000	FLAG: COMMENTS:
---	-----------------------------	----------------------------------

Media Center Reconstruction

Phase: **100% Complete**

SCHEDULE: (Calendar Year)	1: Planning	2: Hire A/E	3: Design	4: Hire Contractor	5: Construction	6: Closeout	
Planned	Q2 2015	Q2 2015	Q2 2015	Q3 2015	Q3 2016	Q1 2017	Q3 2017
Actual/Forecast	5/8/2015	5/21/2015	6/18/2015	6/29/2015	8/31/2016	3/6/2017	8/16/2017

SCOPE: Renovation of the existing Media Center - re-Construction Phase	BUDGET: \$1,772,548	FLAG: COMMENTS:
--	-------------------------------	----------------------------------

Boyd H. Anderson High School

SMART Facilities Update by Project Cont.

School Choice Enhancements*

 Phase: **100%** Complete

SCHEDULE:	PH:1 Planning/Design	PH:2 Implement	PH:3 Complete
Planned	Q4 2016	Q1 2018	Q4 2018
Actual	12/2016	03/2018	10/2018

SCOPE:

School Choice Enhancement

BUDGET:

\$100,000

FLAG:
COMMENTS:

*SCEP projects follows a three-phase design process that begins with planning/design, followed by implementation and finally completion when all items have been delivered and installed.



Bright Horizons Center

3901 NE 1ST TERRACE, DEERFIELD BEACH 33064

Location Num	0871
Board District	7
Board Member	Nora Rupert
ADEFP Budget*	\$4,046,871
Total Facilities Budget	\$3,839,766

***NOTE** This quarter reflects the Adopted District Educational Facilities Plan total budget as approved by SBBC in September 2019. This budget includes Technology improvements and Musical Instruments Replacements which are not included in this section of the report.

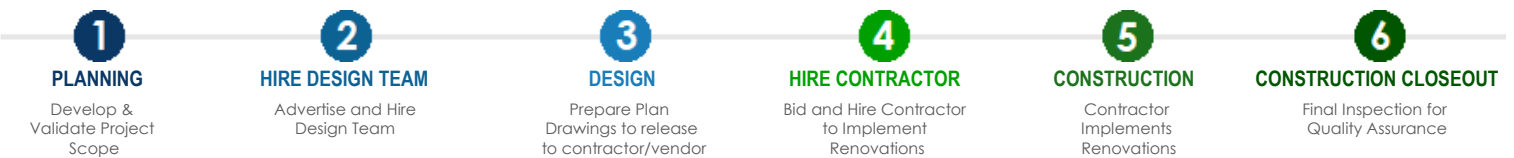
- All dates are based on calendar year. SMART funded projects are included. Only
- Projects without expenditures to date may not show up in the "Financially Active Project Detail Schedule".

PRIMARY PROJECTS CURRENT STATUS: Construction

Primary Renovation: Construction in progress. Fire Alarm and Fire Sprinkler scope are nearing completion. Roofing renovations are in progress.

School Choice Enhancements: Voting completed 5/3/2018 - Items voted - Technology (7 Recordex) delivered 06/2018. Preliminary approvals received from District ADA Manager and playground Inspector for the shade; vendor did not deliver, PO cancelled on 8/2019; proposals are in progress. New PO request issued 10/31/2019 for another vendor. Digital Marquee permit received 11/2019; construction and training completed 07/2020.

SMART Facilities Update By Project



Primary Renovation

Phase: **88% Complete**

SCHEDULE: (Calendar Year)	1: Planning	2: Hire A/E	3: Design	4: Hire Contractor	5: Construction	6: Closeout
Planned	Q4 2016	Q4 2016	Q2 2017	Q3 2017	Q2 2018	Q2 2019
New Planned	Q4 2016	Q4 2016	Q2 2017	Q1 2019	Q3 2019	Q4 2020
Actual/Forecast	10/20/2016	11/25/2016	7/26/2017	2/4/2019	8/29/2019	2/27/2021

SCOPE:	BUDGET:
Additional Funding - Board Approved 07/23/19 (JJ-4)	\$1,893,100
Bldg Envelope Impr. (Roof, Window, Ext Wall, etc.)	\$864,000
Fire Alarm	\$42,000
Fire Sprinklers	\$654,000
Funding from Pool Renovation Project - Board Approved 07/21/20 (JJ-14)	\$183,666
HVAC Improvements	\$103,000

FLAG:

COMMENTS:

Original contractual date of substantial completion is 3/2/2020. Project is delayed by 11 months due to multiple revisions to the roofing submittals. Roofing sub-permit has been received and the roofing renovations are in progress.

Bright Horizons Center

SMART Facilities Update by Project Cont.

School Choice Enhancements*

 Phase: **48% Complete**

SCHEDULE:	PH:1 Planning/Design	PH:2 Implement	PH:3 Complete
Planned	Q4 2017	Q2 2018	Q4 2018
Actual	11/2017	05/2018	Q4 2018

SCOPE:

School Choice Enhancement

BUDGET:

\$100,000

FLAG: S - Project Delayed
COMMENTS:

Pending closeout of the marquee sign.

*SCEP projects follows a three-phase design process that begins with planning/design, followed by implementation and finally completion when all items have been delivered and installed.



Broadview Elementary School

1800 SW 62 AVENUE, NORTH LAUDERDALE 33068

Location Num	0811
Board District	4
Board Member	Lori Alhadeff
ADEFP Budget*	\$6,071,130
Total Facilities Budget	\$5,575,130

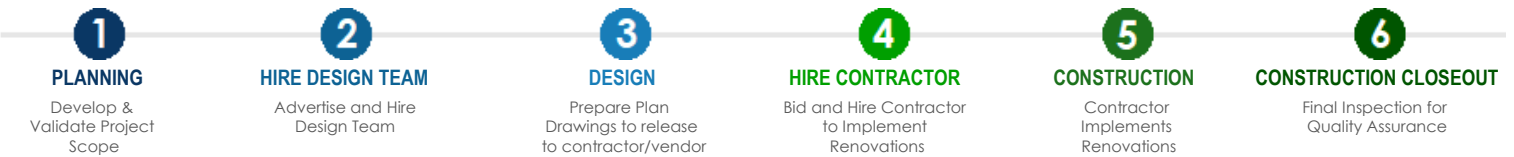
***NOTE** This quarter reflects the Adopted District Educational Facilities Plan total budget as approved by SBBC in September 2019. This budget includes Technology improvements and Musical Instruments Replacements which are not included in this section of the report.
 - All dates are based on calendar year. SMART funded projects are included. Only
 - Projects without expenditures to date may not show up in the "Financially Active Project Detail Schedule".

PRIMARY PROJECTS CURRENT STATUS: Hire Contractor

Primary Renovation: Contractor procurement in progress. Notice to Proceed is pending final signatures.

School Choice Enhancements: COMPLETED 02/2020 - Voting completed 11/17/16. Proposals for additional rugs will be finalized once the playground upgrades are delivered and installed. Digital Marquee delivered and installed 09/2018. Classroom rugs delivered 03/2019. Playground upgrades' permit issued 1/2019. Pre-Construction meeting held 3/4/2019; playground equipment delivered to the site; construction complete 6/2019. (32) Laptops, (10) Mini HDMI, (20) Adapters delivered 02/2020.

SMART Facilities Update By Project



Primary Renovation

Phase: **95% Complete**

SCHEDULE: (Calendar Year)	1: Planning	2: Hire A/E	3: Design	4: Hire Contractor	5: Construction	6: Closeout
Planned	Q2 2015	Q4 2015	Q3 2016	Q4 2017	Q2 2018	Q2 2020
New Planned	Q2 2015	Q4 2015	Q3 2016	Q2 2019	Q4 2019	Q1 2021
Actual/Forecast	5/2/2015	12/8/2015	8/9/2016	2/6/2020	Q4 2020	

SCOPE:	BUDGET:
Additional Funding - Board Approved 7/21/20 (JJ-3)	\$2,683,744
Bldg Envelope Impr. (Roof, Window, Ext Wall, etc.)	\$63,228
Bldg Envelope Impr. (Roof, Window, Ext Wall, etc.) - Roofing	\$945,772
Conversion of Existing Space to Music and/or Art Lab(s)	\$169,000
Electrical Improvements	\$56,329
Fire Alarm	\$252,578
Fire Sprinklers	\$718,479
HVAC Improvements	\$264,000
Media Center improvements	\$186,000
Music Room Renovation	\$136,000

FLAG: SB - Project Delayed

COMMENTS:
 Reason: Delays have occurred in the permitting phase of the design process. Multiple revisions have been required by the design firm in order to achieve a permit. Remedy: The owner will be enforcing terms of the contract for delays and multiple resubmissions. The project has received a Letter of Recommendation to Permit. Delays from the design phase are not forecasted to be recovered. Budget: Additional funding of \$2,683,744 was approved by the Board on 7/21/2020 in conjunction with the approval to award the construction agreement for the project.

Broadview Elementary School

SMART Facilities Update by Project Cont.

School Choice Enhancements*

 Phase: **100%** Complete

SCHEDULE:	PH:1 Planning/Design	PH:2 Implement	PH:3 Complete
Planned	Q1 2015	Q4 2016	Q1 2020
Actual	01/2015	11/2016	02/2020

SCOPE:

School Choice Enhancement

BUDGET:

\$100,000

FLAG:
COMMENTS:

*SCEP projects follows a three-phase design process that begins with planning/design, followed by implementation and finally completion when all items have been delivered and installed.



Broward Estates Elementary School

441 NW 35 AVENUE, LAUDERHILL 33311

Location Num	0501
Board District	5
Board Member	Dr. Rosalind Osgood
ADEFP Budget*	\$7,005,168
Total Facilities Budget	\$6,852,168

***NOTE** This quarter reflects the Adopted District Educational Facilities Plan total budget as approved by SBBC in September 2019. This budget includes Technology improvements and Musical Instruments Replacements which are not included in this section of the report.

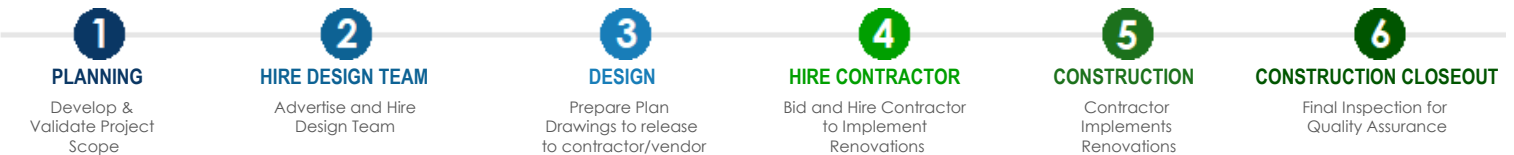
- All dates are based on calendar year. SMART funded projects are included. Only
- Projects without expenditures to date may not show up in the "Financially Active Project Detail Schedule".

PRIMARY PROJECTS CURRENT STATUS: Hire Contractor

Primary Renovation: Contractor procurement in progress. Pending execution of the Notice to Proceed.

School Choice Enhancements: Meeting held with staff, ballot development in progress.

SMART Facilities Update By Project



Primary Renovation

Phase: **75% Complete**

SCHEDULE: (Calendar Year)	1: Planning	2: Hire A/E	3: Design	4: Hire Contractor	5: Construction	6: Closeout
Planned	Q3 2017	Q3 2017	Q2 2018	Q1 2019	Q2 2019	Q1 2020 Q2 2020
New Planned	Q3 2017	Q3 2017	Q2 2018	Q3 2019	Q1 2020	Q1 2021 Q1 2021
Actual/Forecast	5/1/2017	7/20/2017	3/12/2018	7/29/2019	Q4 2020	

SCOPE:	BUDGET:
Additional Funding - Board Approved 7/21/20 (JJ-1)	\$3,989,168
Bldg Envelope Impr. (Roof, Window, Ext Wall, etc.)	\$1,812,000
HVAC Improvements	\$951,000

FLAG: SB - Project Delayed

COMMENTS:

Funding Year 1 thru 3 projects are to take priority for advertisement of bid. The project is funded under Year 4. Advertisement for bids took place in March 2020 with all available Year 1 thru 3 projects already advertised. Budget: Additional funding of \$3,989,168 was approved by the Board on 7/21/2020 in conjunction with the approval to award the construction agreement for the project.

Broward Estates Elementary School

SMART Facilities Update by Project Cont.

School Choice Enhancements*

 Phase: **50% Complete**

SCHEDULE:	PH:1 Planning/Design	PH:2 Implement	PH:3 Complete
Planned	Q4 2017	TBD	TBD
Actual	11/2017		

SCOPE:	BUDGET:	FLAG:
School Choice Enhancement	\$100,000	COMMENTS: Planned date for Implementation phase shown as TBD will be provided after voting process has been completed by the school community.

*SCEP projects follows a three-phase design process that begins with planning/design, followed by implementation and finally completion when all items have been delivered and installed.



C. Robert Markham Elementary School

1501 NW 15 AVENUE, POMPANO BEACH 33069

Location Num	1671
Board District	7
Board Member	Nora Rupert
ADEFP Budget*	\$8,264,830
Total Facilities Budget	\$8,013,830

***NOTE** This quarter reflects the Adopted District Educational Facilities Plan total budget as approved by SBBC in September 2019. This budget includes Technology improvements and Musical Instruments Replacements which are not included in this section of the report.

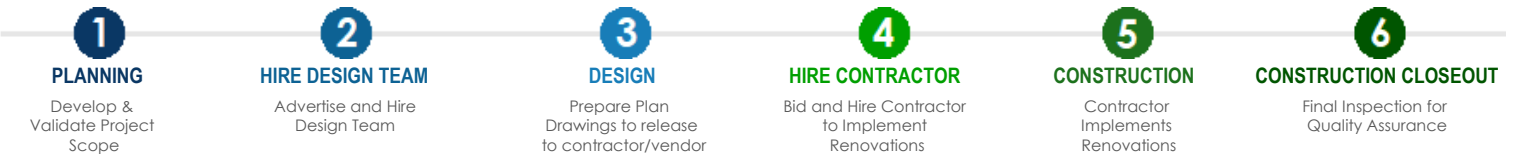
- All dates are based on calendar year. SMART funded projects are included. Only
- Projects without expenditures to date may not show up in the "Financially Active Project Detail Schedule".

PRIMARY PROJECTS CURRENT STATUS: Hire Contractor

Primary Renovation: Contractor procurement in progress. CM firm has been terminated due to inability to reach an agreement. Bid advertisement has taken place. Pending execution of the Notice to Proceed with Construction.

School Choice Enhancements: COMPLETED 08/2019 - Voting authorized 5/8/2018 - Voting completed 6/2/18 - The majority of the office furniture delivered 09/2018 (students desks, chairs, cafeteria tables, front office). Remaining office furniture (students desks, chairs, cafeteria tables, front office and more) delivered 10/2018. Water bottle filling stations construction completed 10/2018. Extra (13) Chairs and (8) Tables delivered 02/2019. (2) chairs delivered 08/2019.

SMART Facilities Update By Project



Primary Renovation

Phase: **50% Complete**

SCHEDULE: (Calendar Year)	1: Planning	2: Hire A/E	3: Design	4: Hire Contractor	5: Construction	6: Closeout
Planned	Q1 2017	Q1 2017	Q4 2017	Q3 2018	Q1 2019	Q1 2020
New Planned	Q1 2017	Q1 2017	Q4 2017	Q3 2019	Q4 2019	Q3 2021
Actual/Forecast	1/10/2017	2/7/2017	11/15/2017	7/30/2019	Q4 2020	

SCOPE:	BUDGET:
Bldg Envelope Impr. (Roof, Window, Ext Wall, etc.)	\$656,000
Deduction of Funding - Board Approved 9/15/20 (JJ-3)	(\$1,245,170)
Fire Alarm	\$294,000
Fire Sprinklers	\$310,000
HVAC Improvements	\$303,000
Improvements to or Replacement of building 1	\$7,440,000

FLAG: SB - Project Delayed

COMMENTS:

Reason: Delays occurred during the bid and award phase. Extensive negotiations were required in order to provide a quality GMP acceptable to the District. Remedy: The CM firm has been terminated due to inability to reach an agreement, and the project will progress with a Design/Bid/Build delivery method. Budget: There is a positive financial impact approved by the Board on 9/15/2020 to the project budget in the amount of \$1,245,170, which will be placed in the SMART Program Reserve.

C. Robert Markham Elementary School

SMART Facilities Update by Project Cont.

Chiller Replacement

 Phase: **100%** Complete

SCHEDULE: (Calendar Year)	1: Planning	2: Hire A/E	3: Design	4: Hire Contractor	5: Construction	6: Closeout	
Planned	N/A	N/A	N/A	N/A	N/A	N/A	N/A
Actual/Forecast	N/A	N/A	N/A	N/A	N/A	N/A	3/21/2018

SCOPE: HVAC Improvements - Chiller Replacement	BUDGET: \$156,000	FLAG: COMMENTS:
--	-----------------------------	----------------------------------

School Choice Enhancements*

 Phase: **100%** Complete

SCHEDULE:	PH:1 Planning/Design	PH:2 Implement	PH:3 Complete	
Planned	Q4 2017	Q2 2018	Q1 2019	Q1 2019
Actual	11/2017	06/2018	08/2019	08/2019

SCOPE: School Choice Enhancement	BUDGET: \$100,000	FLAG: COMMENTS:
--	-----------------------------	----------------------------------

*SCEP projects follows a three-phase design process that begins with planning/design, followed by implementation and finally completion when all items have been delivered and installed.



Castle Hill Elementary School

2640 NW 46 AVENUE, LAUDERHILL 33313

Location Num	1461
Board District	5
Board Member	Dr. Rosalind Osgood
ADEFP Budget*	\$4,059,030
Total Facilities Budget	\$3,776,030

***NOTE** This quarter reflects the Adopted District Educational Facilities Plan total budget as approved by SBBC in September 2019. This budget includes Technology improvements and Musical Instruments Replacements which are not included in this section of the report.

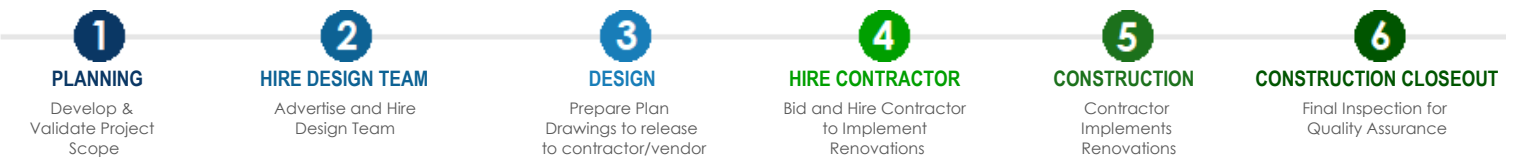
- All dates are based on calendar year. SMART funded projects are included. Only
- Projects without expenditures to date may not show up in the "Financially Active Project Detail Schedule".

PRIMARY PROJECTS CURRENT STATUS: **Construction**

Primary Renovation: Construction in progress. Roofing, Media Center, and Fire Alarm scope is in progress. A Notice of Non-Conformance and a Notice to Cure has been issued. The contractor is currently behind schedule.

School Choice Enhancements: COMPLETED 03/2020 - Voting completed 12/2016. Mimio boards delivered 3/2017. Murals completed 09/2017. Cafeteria Sound system, projector delivered 08/2017. (4)TVs, and a TV Production studio delivered and installed 01/2018. Classroom furniture delivered 06/2018. Marquee installation completed 08/2018. Projector screen delivered 8/2019.

SMART Facilities Update By Project



Primary Renovation

Phase: **75% Complete**

SCHEDULE: (Calendar Year)	1: Planning	2: Hire A/E	3: Design	4: Hire Contractor	5: Construction	6: Closeout
Planned	Q1 2017	Q1 2017	Q2 2017	Q4 2017	Q2 2018	Q2 2019
New Planned	Q1 2017	Q1 2017	Q2 2017	Q4 2017	Q2 2018	Q2 2019
Actual/Forecast	3/6/2017	3/10/2017	4/20/2017	3/19/2018	7/18/2018	1/31/2021

SCOPE:	BUDGET:
Additional Funding - Board Approved 05/22/18 (JJ-1)	\$1,567,030
Bldg Envelope Impr. (Roof, Window, Ext Wall, etc.)	\$1,141,000
Fire Alarm	\$293,000
Fire Sprinklers	\$13,000
HVAC Improvements	\$279,950
Media Center improvements	\$282,000

FLAG: S - Project Delayed

COMMENTS:

Original contractual date of substantial completion is 1/25/2019. Reason: Delays have occurred during the construction phase. The contractor was delayed for a month at the principal's request. Additionally, there were delays of six months in receiving a roofing sub-permit. Remedy: A Notice to Cure has been issued. Currently re-evaluating the contractor performance. Update: The contractor continues to be delayed. Contractor is progressing though with Roofing of Building 1 beginning.

Castle Hill Elementary School

SMART Facilities Update by Project Cont.

Cooling Tower Replacement

 Phase: **100% Complete**

SCHEDULE: (Calendar Year)	1: Planning	2: Hire A/E	3: Design	4: Hire Contractor	5: Construction	6: Closeout
Planned	N/A	N/A	N/A	N/A	N/A	N/A
Actual/Forecast	N/A	N/A	N/A	N/A	6/1/2016	7/1/2016

SCOPE: HVAC Improvements - Cooling Tower Replacement	BUDGET: \$100,050	FLAG: COMMENTS:
--	-----------------------------	----------------------------------

School Choice Enhancements*

 Phase: **99% Complete**

SCHEDULE:	PH:1 Planning/Design	PH:2 Implement	PH:3 Complete
Planned	Q1 2015	Q4 2016	Q1 2020
Actual	11/2015	12/2016	03/2020

SCOPE: School Choice Enhancement	BUDGET: \$100,000	FLAG: COMMENTS: All items approved by voting process have been delivered and installed. School is determining how to spend the remaining funding from the contingency portion of the SCEP funding.
--	-----------------------------	--

*SCEP projects follows a three-phase design process that begins with planning/design, followed by implementation and finally completion when all items have been delivered and installed.



Central Park Elementary School

777 N NOB HILL ROAD, PLANTATION 33322

Location Num	2641
Board District	6
Board Member	Laurie Rich Levinson
ADEFP Budget*	\$8,539,000
Total Facilities Budget	\$8,073,000

***NOTE** This quarter reflects the Adopted District Educational Facilities Plan total budget as approved by SBBC in September 2019. This budget includes Technology improvements and Musical Instruments Replacements which are not included in this section of the report.

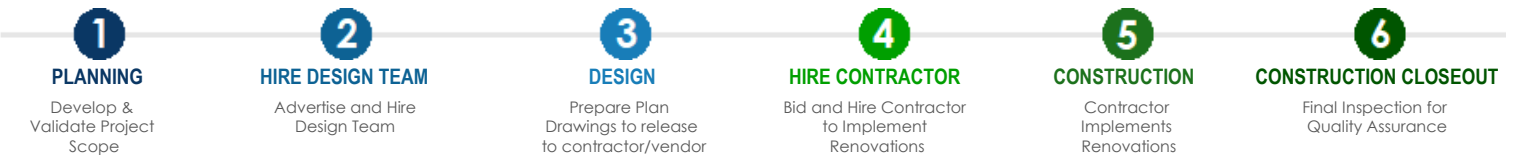
- All dates are based on calendar year. SMART funded projects are included. Only
- Projects without expenditures to date may not show up in the "Financially Active Project Detail Schedule".

PRIMARY PROJECTS CURRENT STATUS: **Construction**

Primary Renovation: Construction in progress. Submittals are being prepared.

School Choice Enhancements: Voting completed on 11/28/16. Computer carts and printers delivered on 3/2017. Classroom furniture delivered 4/2017. Science lab materials delivered 06/2017. Classroom furniture and bulletin boards delivered and installed 8/9/17. Carpet replaced in FISH 301 and completed 08/2019. Blinds completed 09/2019. Coordinating additional proposals.

SMART Facilities Update By Project



Primary Renovation

Phase: **2% Complete**

SCHEDULE: (Calendar Year)	1: Planning	2: Hire A/E	3: Design	4: Hire Contractor	5: Construction	6: Closeout
Planned	Q2 2016	Q3 2016	Q1 2017	Q4 2017	Q1 2018	Q1 2019
New Planned	Q2 2016	Q3 2016	Q1 2017	Q1 2019	Q2 2019	Q4 2020
Actual/Forecast	5/2/2016	7/26/2016	1/13/2017	10/1/2019	9/2/2020	11/7/2021

SCOPE:	BUDGET:
ADA Stage Lift	\$119,475
Additional Funding - Board Approved 04/14/20 (13)	\$3,045,525
Bldg Envelope Impr. (Roof, Window, Ext Wall, etc.)	\$1,361,000
Conversion of Existing Space to Music and/or Art Lab(s)	\$169,000
Fire Sprinklers	\$982,000
HVAC Improvements	\$2,100,000
Music Room Renovation	\$136,000
Safety / Security Upgrade	\$60,000

FLAG: S - Project Delayed

COMMENTS:
 Original contractual date of substantial completion is 11/7/2021. Project is currently on pace. Delays experienced during design and bid and award will not be recovered.

Central Park Elementary School

SMART Facilities Update by Project Cont.

School Choice Enhancements*

 Phase: **79% Complete**

SCHEDULE:	PH:1 Planning/Design	PH:2 Implement	PH:3 Complete
Planned	Q1 2016	Q4 2016	TBD
Actual	01/2016	11/2016	TBD

SCOPE:	BUDGET:	FLAG:
School Choice Enhancement	\$100,000	COMMENTS: Planned dates shown as TBD will be provided after all items have been ordered and funds allocated.

*SCEP projects follows a three-phase design process that begins with planning/design, followed by implementation and finally completion when all items have been delivered and installed.



Challenger Elementary School

5703 NW 94 AVENUE, TAMARAC 33321

Location Num	3771
Board District	4
Board Member	Lori Alhadeff
ADEFP Budget*	\$4,041,100
Total Facilities Budget	\$3,655,100

***NOTE** This quarter reflects the Adopted District Educational Facilities Plan total budget as approved by SBBC in September 2019. This budget includes Technology improvements and Musical Instruments Replacements which are not included in this section of the report.

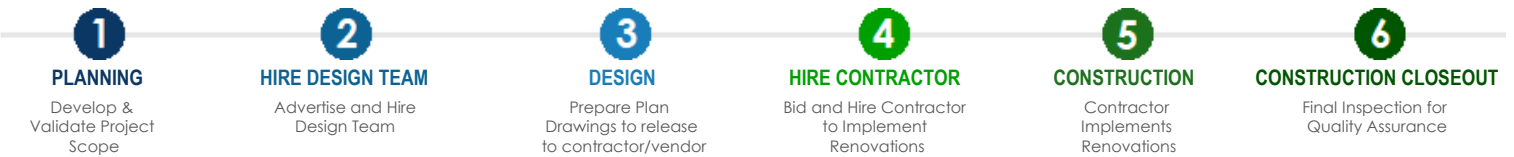
- All dates are based on calendar year. SMART funded projects are included. Only
- Projects without expenditures to date may not show up in the "Financially Active Project Detail Schedule".

PRIMARY PROJECTS CURRENT STATUS: Construction

Primary Renovation: Construction in progress. Submittals are being prepared.

School Choice Enhancements: Voting authorized 5/13/18 - Voting results received 7/2/18 - (5) iPads delivered 01/2019. (2) Playground Shades covering and Marquee are on order. (40) Lenovo 300e - (3) Lenovo ThinkPad - (2) Lenovo M820z delivered 03/2019. Marquee permitted 7/8/2019; pre-construction meeting held 10/14/2019; construction completed 02/2020. Shade structures submitted for permit 08/2020.

SMART Facilities Update By Project



Primary Renovation

Phase: **1% Complete**

SCHEDULE: (Calendar Year)	1: Planning	2: Hire A/E	3: Design	4: Hire Contractor	5: Construction	6: Closeout
Planned	Q3 2017	Q3 2017	Q2 2018	Q4 2018	Q2 2019	Q1 2020
New Planned	Q3 2017	Q3 2017	Q2 2018	Q3 2019	Q1 2020	Q1 2021
Actual/Forecast	5/1/2017	7/20/2017	2/6/2018	8/16/2019	8/14/2020	9/19/2021

SCOPE:	BUDGET:
Additional Funding - Board Approved 05/19/20 (JJ-15)	\$2,206,100
Bldg Envelope Impr. (Roof, Window, Ext Wall, etc.)	\$857,000
Conversion of Existing Space to Music and/or Art Lab(s)	\$169,000
Fire Alarm	\$42,000
HVAC Improvements	\$145,000
Music Room Renovation	\$136,000

FLAG: S - Project Delayed

COMMENTS:

Original contractual date of substantial completion is 9/19/2021. Project is currently on pace. Previous delays experienced during bid and award have not been recovered.

Challenger Elementary School

SMART Facilities Update by Project Cont.

School Choice Enhancements*

 Phase: **47% Complete**

SCHEDULE:	PH:1 Planning/Design	PH:2 Implement	PH:3 Complete
Planned	Q4 2017	Q3 2018	TBD
Actual	11/2017	07/2018	TBD

SCOPE:	BUDGET:	FLAG:
School Choice Enhancement	\$100,000	COMMENTS: Planned dates shown as TBD will be provided after all items have been ordered and funds allocated.

*SCEP projects follows a three-phase design process that begins with planning/design, followed by implementation and finally completion when all items have been delivered and installed.



Chapel Trail Elementary School

19595 TAFT STREET, PEMBROKE PINES 33029

Location Num	2961
Board District	2
Board Member	Patricia Good
ADEFP Budget*	\$5,146,650
Total Facilities Budget	\$4,638,436

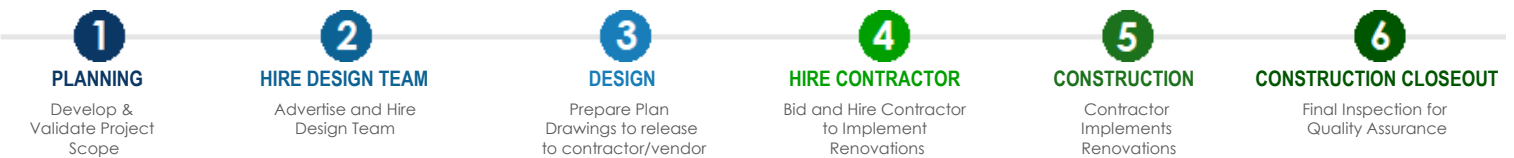
***NOTE** This quarter reflects the Adopted District Educational Facilities Plan total budget as approved by SBBC in September 2019. This budget includes Technology improvements and Musical Instruments Replacements which are not included in this section of the report.
 - All dates are based on calendar year. SMART funded projects are included. Only
 - Projects without expenditures to date may not show up in the "Financially Active Project Detail Schedule".

PRIMARY PROJECTS CURRENT STATUS: **Construction**

Primary Renovation: Construction in progress. Submittals in progress. Roofing sub-permit application is in the second review by the Building Department.

School Choice Enhancements: COMPLETED 05/2020 - Voting completed 10/13/16. Student laptops and stage curtains delivered 2/2017. Playground shades permitted; construction began 10/2018. (1) bus loop shade completed 12/2018. Plan change submitted and approved for the second shade structure 12/2018; construction scheduled for 03/2019. Plan change permitted 04/2019. Shades completed 05/2020.

SMART Facilities Update By Project



Primary Renovation

Phase: **35% Complete**

SCHEDULE: (Calendar Year)	1: Planning	2: Hire A/E	3: Design	4: Hire Contractor	5: Construction	6: Closeout
Planned	Q1 2017	Q1 2017	Q1 2017	Q3 2017	Q2 2018	Q1 2019
New Planned	Q1 2017	Q1 2017	Q1 2017	Q2 2019	Q3 2019	Q3 2020
Actual/Forecast	1/11/2017	1/11/2017	3/15/2017	5/22/2019	1/22/2020	1/2/2021

SCOPE:	BUDGET:
Additional Funding - Board Approved 11/06/19 (JJ-2)	\$2,850,436
Bldg Envelope Impr. (Roof, Window, Ext Wall, etc.)	\$1,169,000
Fire Alarm	\$42,000
HVAC Improvements	\$172,000

FLAG: S - Delay Possible

COMMENTS:
 Delays occurred during bid and award. Funding Year 1 thru 3 projects are to take priority for advertisement of bid. The project is funded under Year 5 and was advertised after the available Funding Year 1 thru 3 projects were advertised. Original contractual date of substantial completion is 1/27/2021. Project is currently on pace.

Chapel Trail Elementary School

SMART Facilities Update by Project Cont.

Chiller Replacement

 Phase: **100%** Complete

SCHEDULE: (Calendar Year)	1: Planning	2: Hire A/E	3: Design	4: Hire Contractor	5: Construction	6: Closeout
Planned	N/A	N/A	N/A	N/A	N/A	N/A
Actual/Forecast	N/A	N/A	N/A	N/A	N/A	N/A
						3/23/2018

SCOPE: HVAC Improvements - Chiller Replacement	BUDGET: \$305,000	FLAG: COMMENTS:
--	-----------------------------	----------------------------------

School Choice Enhancements*

 Phase: **100%** Complete

SCHEDULE:	PH:1 Planning/Design	PH:2 Implement	PH:3 Complete
Planned	Q1 2016	Q4 2016	Q2 2018
Actual	01/2016	10/2016	05/2020
			Q2 2018
			05/2020

SCOPE: School Choice Enhancement	BUDGET: \$100,000	FLAG: COMMENTS:
--	-----------------------------	----------------------------------

*SCEP projects follows a three-phase design process that begins with planning/design, followed by implementation and finally completion when all items have been delivered and installed.



Charles Drew Elementary School

1000 NW 31 AVENUE, POMPANO BEACH 33060

Location Num	3221
Board District	7
Board Member	Nora Rupert
ADEFP Budget*	\$3,310,000
Total Facilities Budget	\$3,117,000

***NOTE** This quarter reflects the Adopted District Educational Facilities Plan total budget as approved by SBBC in September 2019. This budget includes Technology improvements and Musical Instruments Replacements which are not included in this section of the report.

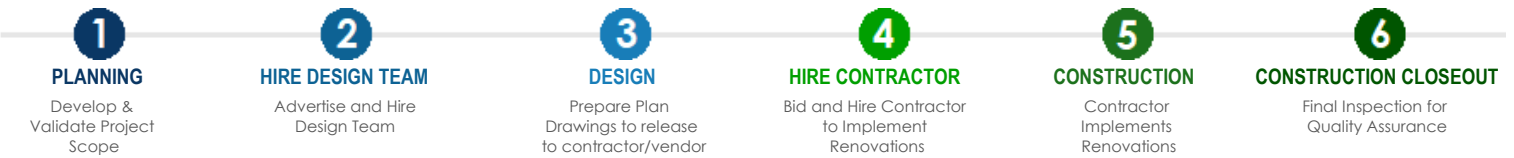
- All dates are based on calendar year. SMART funded projects are included. Only
- Projects without expenditures to date may not show up in the "Financially Active Project Detail Schedule".

PRIMARY PROJECTS CURRENT STATUS: Design

Primary Renovation: 100% Construction Documents in the permitting process. Design firm currently addressing Building Department review comments in order to submit for a fourth time to permit application.

School Choice Enhancements: COMPLETED 01/2019 - Voting completed 11/16/17 - Portable PA system and trash cans delivered 01/2018. Murals complete 02/2018. Two-way radios and (20) Projectors delivered 2/2018. Golf carts, Cafeteria sound system, floor mats, traffic cones and stage curtains delivered 03/2018. Office Furniture delivered 05/2018. Picnic Tables delivered 01/2019.

SMART Facilities Update By Project



Primary Renovation

Phase: **97% Complete**

SCHEDULE: (Calendar Year)	1: Planning	2: Hire A/E	3: Design	4: Hire Contractor	5: Construction	6: Closeout
Planned	Q3 2016	Q3 2016	Q2 2017	Q4 2017	Q3 2018	Q3 2019
New Planned	Q3 2016	Q3 2016	Q2 2017	Q3 2019	Q4 2019	Q1 2021
Actual/Forecast	8/8/2016	9/7/2016	3/30/2017	Q4 2020		

SCOPE:	BUDGET:
Bldg Envelope Impr. (Roof, Window, Ext Wall, etc.)	\$138,000
Fire Alarm	\$293,000
Fire Sprinklers	\$694,000
HVAC Improvements	\$1,892,000

FLAG: S - Project Delayed

COMMENTS:

Reason: Delays have occurred during design due to multiple submissions to close review comments prior to permit review. Remedy: Comments have been closed and the project has been submitted for permit review. The owner will be enforcing terms of the contract for delays.

Charles Drew Elementary School

SMART Facilities Update by Project Cont.

School Choice Enhancements*

 Phase: **100%** Complete

SCHEDULE:	PH:1 Planning/Design	PH:2 Implement	PH:3 Complete
Planned	Q1 2015	Q4 2017	Q2 2018
Actual	11/2015	11/2017	01/2019

SCOPE:

School Choice Enhancement

BUDGET:

\$100,000

FLAG:
COMMENTS:

*SCEP projects follows a three-phase design process that begins with planning/design, followed by implementation and finally completion when all items have been delivered and installed.



Charles Drew Family Resource Center

2600 NW 9TH COURT, POMPANO BEACH 33060

Location Num	0301
Board District	7
Board Member	Nora Rupert
ADEFP Budget*	\$3,496,000
Total Facilities Budget	\$3,378,000

***NOTE** This quarter reflects the Adopted District Educational Facilities Plan total budget as approved by SBBC in September 2019. This budget includes Technology improvements and Musical Instruments Replacements which are not included in this section of the report.

- All dates are based on calendar year. SMART funded projects are included. Only

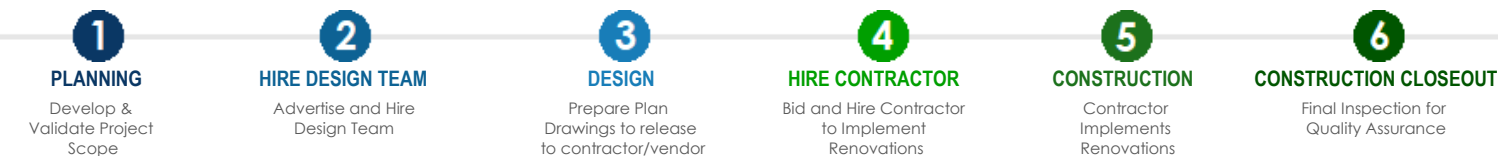
- Projects without expenditures to date may not show up in the "Financially Active Project Detail Schedule".

PRIMARY PROJECTS CURRENT STATUS: **Design**

Primary Renovation: 100% Construction Documents in the permitting process. Design firm currently addressing Building Department review comments in order to submit for a fifth time to permit application.

School Choice Enhancements: COMPLETED 05/2018 - Voting results received 6/1/17. Voting was completed prior to OFC's approval. Budget evaluated and approved. Front Office Renovation, Microphones and office furniture. (8) Elmo Boards, (6) speakers, printers and outdoor benches complete 08/17. Twelve (12) ThinkPad's and a printer delivered 10/2017.

SMART Facilities Update By Project



Primary Renovation

Phase: **97% Complete**

SCHEDULE: (Calendar Year)	1: Planning	2: Hire A/E	3: Design	4: Hire Contractor	5: Construction	6: Closeout
Planned	Q3 2016	Q3 2016	Q2 2017	Q2 2017	Q3 2018	Q3 2019
New Planned	Q3 2016	Q3 2016	Q2 2017	Q3 2019	Q4 2019	Q1 2021
Actual/Forecast	9/19/2016	11/1/2016	4/6/2017	Q4 2020		

SCOPE:	BUDGET:
Bldg Envelope Impr. (Roof, Window, Ext Wall, etc.)	\$1,173,000
HVAC Improvements	\$225,000
Improvements to or Replacement of building 3	\$557,000
Improvements to or Replacement of building 5	\$575,000
Improvements to or Replacement of building 6	\$557,000
Media Center improvements	\$191,000

FLAG: S - Project Delayed

COMMENTS:

Reason: Delays have occurred during design due to multiple submissions to close review comments prior to permit review. Remedy: Comments have been closed and the project has been submitted for permit review. The owner will be enforcing terms of the contract for delays.

Charles Drew Family Resource Center

SMART Facilities Update by Project Cont.

School Choice Enhancements*

 Phase: **100%** Complete

SCHEDULE:	PH:1 Planning/Design	PH:2 Implement	PH:3 Complete
Planned	Q4 2016	Q2 2017	Q1 2018
Actual	12/2016	06/2017	05/2018

SCOPE:

School Choice Enhancement

BUDGET:

\$100,000

FLAG:
COMMENTS:

*SCEP projects follows a three-phase design process that begins with planning/design, followed by implementation and finally completion when all items have been delivered and installed.



Charles W. Flanagan High School

12800 TAFT STREET, PEMBROKE PINES 33028

Location Num	3391
Board District	2
Board Member	Patricia Good
ADEFP Budget*	\$17,029,361
Total Facilities Budget	\$15,847,361

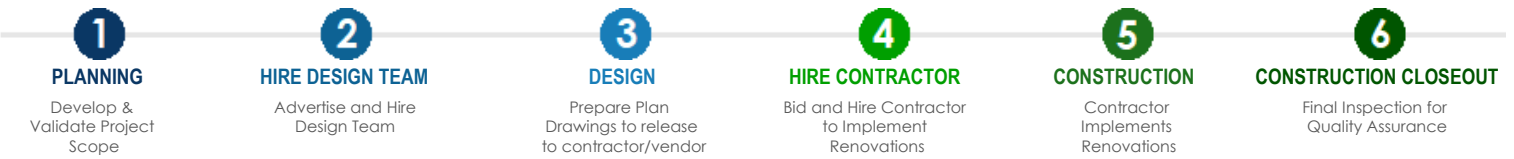
***NOTE** This quarter reflects the Adopted District Educational Facilities Plan total budget as approved by SBBC in September 2019. This budget includes Technology improvements and Musical Instruments Replacements which are not included in this section of the report.
 - All dates are based on calendar year. SMART funded projects are included. Only
 - Projects without expenditures to date may not show up in the "Financially Active Project Detail Schedule".

PRIMARY PROJECTS CURRENT STATUS: Complete

Primary Renovation: Complete.

School Choice Enhancements: Voting authorized 3/20/2019. Voting results received 8/29/2019. Floor scrubber, hedger, trimmer, blower, (2) ID machines, (5) recordex, digital 4'x8' marquee, (4) gold carts, (15) two-way radios delivered 11/2019. (10) Two-way radio batteries delivered 11/2019. (4) Golf Carts delivered 01/2020.

SMART Facilities Update By Project



Primary Renovation

Phase: 100% Complete

SCHEDULE: (Calendar Year)	1: Planning	2: Hire A/E	3: Design	4: Hire Contractor	5: Construction	6: Closeout
Planned	Q3 2016	Q4 2016	Q2 2017	Q1 2018	Q4 2018	Q4 2019
New Planned	Q3 2016	Q4 2016	Q2 2017	Q1 2018	Q4 2018	Q4 2019
Actual/Forecast	9/9/2016	11/1/2016	4/27/2017	8/7/2018	10/19/2018	1/3/2020

SCOPE:	BUDGET:
Additional Funding - Board Approved 09/05/18 (JJ-2)	\$6,793,361
Bldg Envelope Impr. (Roof, Window, Ext Wall, etc.)	\$1,357,000
CR Addition to allow for removal of portable bldgs	\$6,124,000
HVAC Improvements	\$1,052,000

FLAG:
COMMENTS:

Track

Phase: 100% Complete

SCHEDULE: (Calendar Year)	1: Planning	2: Hire A/E	3: Design	4: Hire Contractor	5: Construction	6: Closeout
Planned	N/A	N/A	N/A	N/A	N/A	N/A
Actual/Forecast	N/A	N/A	N/A	N/A	10/3/2016	11/18/2016

SCOPE:	BUDGET:
Track Resurfacing	\$300,000

FLAG:
COMMENTS:

Charles W. Flanagan High School

SMART Facilities Update by Project Cont.

Weight Room

 Phase: **100% Complete**

SCHEDULE: (Calendar Year)	1: Planning	2: Hire A/E	3: Design	4: Hire Contractor	5: Construction	6: Closeout
Planned	Q2 2017	Q2 2017	Q3 2017	Q3 2017	Q4 2017	Q1 2018
Actual/Forecast	5/5/2017	5/12/2017	7/13/2017	12/8/2017	1/10/2018	2/4/2018

SCOPE: Weight Room Renovation	BUDGET: \$121,000	FLAG: COMMENTS:
---	-----------------------------	----------------------------------

School Choice Enhancements*

 Phase: **70% Complete**

SCHEDULE:	PH:1 Planning/Design	PH:2 Implement	PH:3 Complete
Planned	Q4 2016	Q3 2019	TBD
Actual	12/2016	08/2019	TBD

SCOPE: School Choice Enhancement	BUDGET: \$100,000	FLAG: COMMENTS: Planned dates shown as TBD will be provided after all items have been ordered and funds allocated.
--	-----------------------------	--

*SCEP projects follows a three-phase design process that begins with planning/design, followed by implementation and finally completion when all items have been delivered and installed.



Coconut Creek Elementary School

500 NW 45 AVENUE, COCONUT CREEK 33066

Location Num	1421
Board District	7
Board Member	Nora Rupert
ADEFP Budget*	\$5,503,761
Total Facilities Budget	\$5,144,761

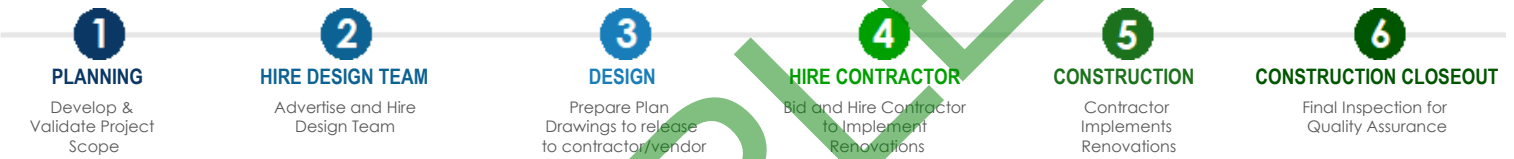
***NOTE** This quarter reflects the Adopted District Educational Facilities Plan total budget as approved by SBBC in September 2019. This budget includes Technology improvements and Musical Instruments Replacements which are not included in this section of the report.
 - All dates are based on calendar year. SMART funded projects are included. Only
 - Projects without expenditures to date may not show up in the "Financially Active Project Detail Schedule".

PRIMARY PROJECTS CURRENT STATUS: Complete

Primary Renovation: Complete.

School Choice Enhancements: COMPLETED 02/2019 - Voting completed 2/19/16 - 38 TVs delivered 12/2017; installed 02/2018. Additional TV delivered 02/2018. Playground installation completed 04/2018. TV delivered 08/2018; installed 11/2018. Outdoor benches delivered 09/2018. Table on order 02/2019.

SMART Facilities Update By Project



Primary Renovation

Phase: 100% Complete

SCHEDULE: (Calendar Year)	1: Planning	2: Hire A/E	3: Design	4: Hire Contractor	5: Construction	6: Closeout
Planned	Q4 2015	Q4 2015	Q3 2016	Q1 2017	Q3 2017	Q3 2018
New Planned	Q4 2015	Q4 2015	Q3 2016	Q1 2017	Q3 2017	Q1 2019
Actual/Forecast	10/29/2015	12/8/2015	8/25/2016	5/4/2017	2/26/2018	2/28/2020

SCOPE:	BUDGET:
Additional Funding - Board Approved 12/19/17 (JJ-14)	\$517,143
Bldg Envelope Impr. (Roof, Window, Ext Wall, etc.)	\$1,055,000
Fire Alarm	\$294,000
Fire Sprinklers	\$699,000
Media Center improvements	\$274,000
Replace existing unit ventilators (appr. 43 CRs) with new unit ventilators.	\$2,205,618

FLAG:
COMMENTS:

Coconut Creek Elementary School

SMART Facilities Update by Project Cont.

School Choice Enhancements*

 Phase: **100%** Complete

SCHEDULE:	PH:1 Planning/Design	PH:2 Implement	PH:3 Complete
Planned	Q1 2015	Q1 2016	Q1 2018
Actual	11/2015	02/2016	02/2019

SCOPE:

School Choice Enhancement

BUDGET:

\$100,000

FLAG:
COMMENTS:

*SCEP projects follows a three-phase design process that begins with planning/design, followed by implementation and finally completion when all items have been delivered and installed.



Coconut Creek High School

1400 NW 44 AVENUE, COCONUT CREEK 33066

Location Num	1681
Board District	7
Board Member	Nora Rupert
ADEFP Budget*	\$5,985,907
Total Facilities Budget	\$4,523,000

***NOTE** This quarter reflects the Adopted District Educational Facilities Plan total budget as approved by SBBC in September 2019. This budget includes Technology improvements and Musical Instruments Replacements which are not included in this section of the report.

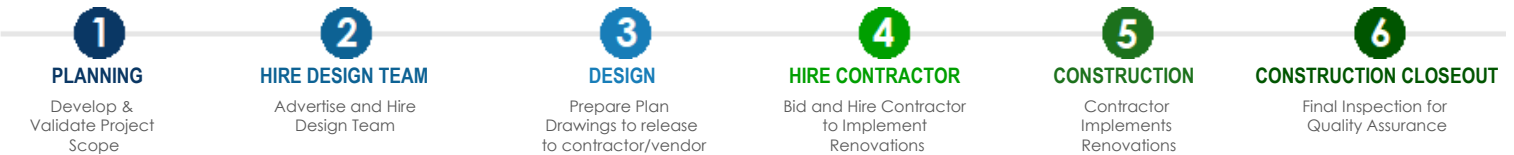
- All dates are based on calendar year. SMART funded projects are included. Only
- Projects without expenditures to date may not show up in the "Financially Active Project Detail Schedule".

PRIMARY PROJECTS CURRENT STATUS: Design

Primary Renovation: 100% Construction Documents in the permitting process. Building Department is currently reviewing the second submission.

School Choice Enhancements: COMPLETED 03/2020 - Voting authorized 2/9/2018. Voting completed 3/2/2018. Projectors delivered 05/2018. Auditorium Sound System, Cafeteria Tables delivered and installed 08/2018. Laptops carts and (30) laptops delivered 09/2018. Projector screen delivered 03/2019. Additional Cafeteria Tables on order. Auditorium Projector delivered 06/2019. (4) additional cafeteria tables delivered 8/2019. (1) Laptop 100E ordered with the remaining funds.

SMART Facilities Update By Project



Primary Renovation

Phase: **96% Complete**

SCHEDULE: (Calendar Year)	1: Planning	2: Hire A/E	3: Design	4: Hire Contractor	5: Construction	6: Closeout
Planned	Q1 2016	Q2 2016	Q3 2016	Q4 2017	Q2 2018	Q2 2019
New Planned	Q1 2016	Q2 2016	Q3 2016	Q4 2019	Q2 2020	Q3 2021
Actual/Forecast	2/10/2016	4/19/2016	9/23/2016	Q4 2020		

SCOPE:	BUDGET:
Auditorium Accessibility	\$250,000
Bldg Envelope Impr. (Roof, Window, Ext Wall, etc.)	\$686,000
Fire Alarm	\$1,174,000
HVAC Improvements	\$814,000
Media Center improvements	\$600,000
Safety / Security Upgrade	\$53,000
STEM Lab improvements	\$725,000

FLAG: S - Project Delayed

COMMENTS:

Reason: Delays have occurred during the design phase. The design firm has not met the deadlines of the design deliverables. Remedy: The owner will be enforcing terms of the contract for delays.

Coconut Creek High School

SMART Facilities Update by Project Cont.

Weight Room

 Phase: **100%** Complete

SCHEDULE: (Calendar Year)	1: Planning	2: Hire A/E	3: Design	4: Hire Contractor	5: Construction	6: Closeout
Planned	Q2 2017	Q2 2017	Q3 2017	Q3 2017	Q3 2017	Q1 2018
Actual/Forecast	4/14/2017	4/21/2017	7/13/2017	8/1/2017	10/19/2017	1/17/2018

SCOPE: Weight Room Renovation	BUDGET: \$121,000	FLAG: COMMENTS:
---	-----------------------------	----------------------------------

School Choice Enhancements*

 Phase: **99%** Complete

SCHEDULE:	PH:1 Planning/Design	PH:2 Implement	PH:3 Complete
Planned	Q1 2016	Q1 2018	Q3 2020
Actual	01/2016	03/2018	03/2020

SCOPE: School Choice Enhancement	BUDGET: \$100,000	FLAG: COMMENTS:
--	-----------------------------	----------------------------------

*SCEP projects follows a three-phase design process that begins with planning/design, followed by implementation and finally completion when all items have been delivered and installed.



Coconut Palm Elementary School

13601 MONARCH LAKES BOULEVARD, MIRAMAR 33027

Location Num	3741
Board District	2
Board Member	Patricia Good
ADEFP Budget*	\$1,599,000
Total Facilities Budget	\$1,156,000

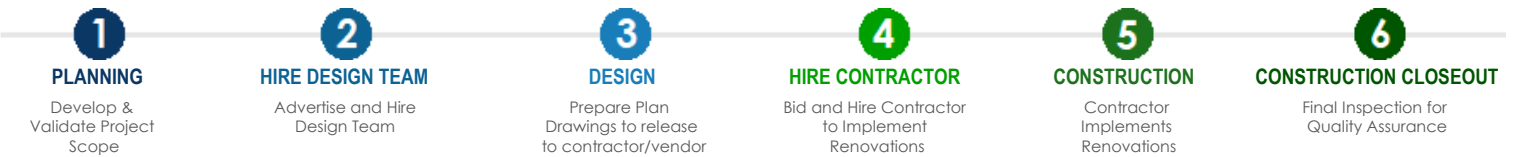
***NOTE** This quarter reflects the Adopted District Educational Facilities Plan total budget as approved by SBBC in September 2019. This budget includes Technology improvements and Musical Instruments Replacements which are not included in this section of the report.
 - All dates are based on calendar year. SMART funded projects are included. Only
 - Projects without expenditures to date may not show up in the "Financially Active Project Detail Schedule".

PRIMARY PROJECTS CURRENT STATUS: Hire Contractor

Primary Renovation: Contractor procurement in progress. Pending roof reality check prior to advertisement for bids.

School Choice Enhancements: Voting completed 9/20/16. PIP rubber surfacing completed 02/2017. Basketball shade structure permitted 07/2018; installed 01/2019. Aiphone submaster station installed 04/2019. (1) Recordex and (2) AC adapters delivered 04/2019. Laptops delivered 06/2019. (9) 300e Laptops delivered 09/2020.

SMART Facilities Update By Project



Primary Renovation

Phase: **5% Complete**

SCHEDULE: (Calendar Year)	1: Planning	2: Hire A/E	3: Design	4: Hire Contractor	5: Construction	6: Closeout
Planned	Q1 2018	Q2 2018	Q1 2019	Q2 2019	Q1 2020	Q2 2020
New Planned	Q1 2018	Q2 2018	Q1 2019	Q1 2020	Q2 2020	Q2 2021
Actual/Forecast	8/1/2017	10/6/2017	3/22/2018	6/4/2020	Q3 2021	

SCOPE:	BUDGET:
Bldg Envelope Impr. (Roof, Window, Ext Wall, etc.)	\$746,000
Fire Alarm	\$42,000
HVAC Improvements	\$268,000

FLAG: S - Project Delayed

COMMENTS:

Reason: Delays occurred during the design phase related to permitting. Additional testing on the roofing system was required in order to submit for a sixth review to the Building Department.
 Remedy: Letter of Recommendation to Permit has been received.
 Pending roof reality check prior to advertisement for bids.

Coconut Palm Elementary School

SMART Facilities Update by Project Cont.

School Choice Enhancements*

 Phase: **100%** Complete

SCHEDULE:	PH:1 Planning/Design	PH:2 Implement	PH:3 Complete
Planned	Q1 2015	Q3 2016	Q2 2018
Actual	11/2015	09/2016	07/2019

SCOPE:	BUDGET:	FLAG:
School Choice Enhancement	\$100,000	COMMENTS: <div style="border: 1px solid black; height: 30px; width: 100%;"></div>

*SCEP projects follows a three-phase design process that begins with planning/design, followed by implementation and finally completion when all items have been delivered and installed.



Colbert Museum Magnet (f.k.a. Colbert Elementary School)

2702 FUNSTON ST., HOLLYWOOD 33020

Location Num	0231
Board District	1
Board Member	Ann Murray
ADEFP Budget*	\$1,921,903
Total Facilities Budget	\$1,690,903

***NOTE** This quarter reflects the Adopted District Educational Facilities Plan total budget as approved by SBBC in September 2019. This budget includes Technology improvements and Musical Instruments Replacements which are not included in this section of the report.

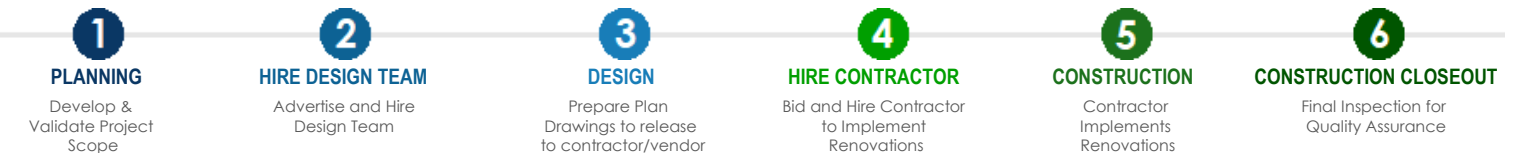
- All dates are based on calendar year. SMART funded projects are included. Only
- Projects without expenditures to date may not show up in the "Financially Active Project Detail Schedule".

PRIMARY PROJECTS CURRENT STATUS: **Construction**

Primary Renovation: Construction in progress. Roofing renovations are in progress. Lighting installation is complete, and the fire alarm panel is on order.

School Choice Enhancements: COMPLETED 08/2020 - Principal advised that the voting was completed prior to her transfer on July 1st, 2017. Laptops and laptop carts delivered 11/2017. Recordex, Camera, Microphone, and Media Center chairs final delivered 01/2018. Shade structure permitted 09/2018; construction began 02/2019; plan change permitted 03/2019, resuming of construction TBD. Digital marquee: permit issued 03/2019; marquee in fabrication. Pre-construction meeting held 5/7/2019; permit issued 3/2020. Marquee installation complete 08/2020.

SMART Facilities Update By Project



Primary Renovation

Phase: **65% Complete**

SCHEDULE: (Calendar Year)	1: Planning	2: Hire A/E	3: Design	4: Hire Contractor	5: Construction	6: Closeout
Planned	Q1 2017	Q1 2017	Q2 2017	Q4 2017	Q3 2018	Q2 2019
New Planned	Q1 2017	Q1 2017	Q2 2017	Q1 2019	Q2 2019	Q1 2020
Actual/Forecast	2/1/2017	2/1/2017	4/19/2017	12/18/2018	4/18/2019	2/28/2021

SCOPE:	BUDGET:
Additional Funding - Board Approved 02/20/19 (JJ-3)	\$834,903
Bldg Envelope Impr. (Roof, Window, Ext Wall, etc.)	\$323,000
HVAC Improvements	\$368,000
Safety / Security Upgrade	\$65,000

FLAG: S - Project Delayed

COMMENTS:

Original contractual date of substantial completion is 12/5/2019. Reason: Delays occurred during construction related to the roofing sub-permit. The project continues to be delayed until the roofing sub-permit is received. Remedy: The roofing sub-permit has been received. Construction is estimated to be finished Q1 2021.

Colbert Museum Magnet (f.k.a. Colbert Elementary School)

SMART Facilities Update by Project Cont.

School Choice Enhancements*

 Phase: **100% Complete**

SCHEDULE:	PH:1 Planning/Design	PH:2 Implement	PH:3 Complete
Planned	Q1 2015	Q2 2017	Q1 2018
Actual	01/2015	06/2017	08/2020
SCOPE:	BUDGET:	FLAG:	COMMENTS:
School Choice Enhancement	\$100,000		

*SCEP projects follows a three-phase design process that begins with planning/design, followed by implementation and finally completion when all items have been delivered and installed.



Collins Elementary School

1050 NW 2 STREET, DANIA 33004

Location Num	0331
Board District	1
Board Member	Ann Murray
ADEFP Budget*	\$2,718,300
Total Facilities Budget	\$2,552,300

***NOTE** This quarter reflects the Adopted District Educational Facilities Plan total budget as approved by SBBC in September 2019. This budget includes Technology improvements and Musical Instruments Replacements which are not included in this section of the report.

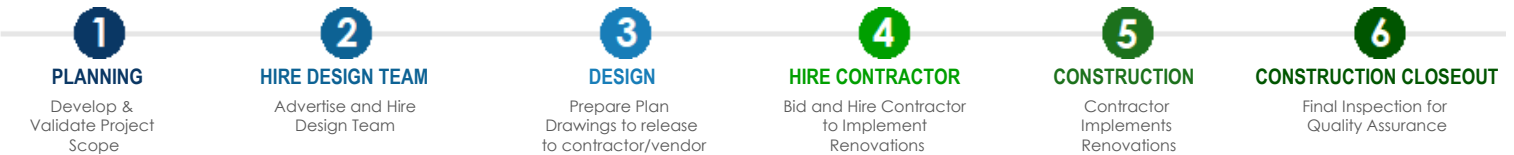
- All dates are based on calendar year. SMART funded projects are included. Only
- Projects without expenditures to date may not show up in the "Financially Active Project Detail Schedule".

PRIMARY PROJECTS CURRENT STATUS: Hire Contractor

Primary Renovation: Contractor procurement in progress. Initial CM firm subcontractor bids came in over the continuing contract construction cost limits. The CM firm has received new subcontractor bids. Negotiations have been completed and the GMP is pending Board approval.

School Choice Enhancements: COMPLETED 03/2020 - Voting authorized 3/20/18 - Voting completed 05/2018 - Document Cameras delivered 06/2018. (10) Printers, (1) Recordex and outdoor bulleting boards delivered and installed 08/2018. Two-way radios, projector screen, Murals, (100) laptops, (7) ThinkPad's delivered and installed 09/2018. Recordex delivered 5/2019. Digital marquee permit issued 7/2/2019; pre-construction meeting held 8/2019; Construction began 12/2019; construction complete 01/2020.

SMART Facilities Update By Project



Primary Renovation

Phase: **30% Complete**

SCHEDULE: (Calendar Year)	1: Planning	2: Hire A/E	3: Design	4: Hire Contractor	5: Construction	6: Closeout
Planned	Q3 2017	Q3 2017	Q3 2017	Q2 2018	Q3 2018	Q3 2019 Q4 2019
New Planned	Q3 2017	Q3 2017	Q3 2017	Q2 2019	Q4 2019	Q4 2020 Q1 2021
Actual/Forecast	8/1/2017	8/18/2017	10/31/2017	8/27/2019	Q2 2021	

SCOPE:	BUDGET:
Additional Funding - Board Approved 7/21/20 (JJ-10)	\$678,300
Bldg Envelope Impr. (Roof, Window, Ext Wall, etc.)	\$473,000
Electrical Improvements	\$281,000
Fire Alarm	\$294,000
Fire Sprinklers	\$10,000
HVAC Improvements	\$378,000
Media Center improvements	\$77,000
Restroom Renovations	\$119,000
Safety / Security Upgrade	\$142,000

FLAG: SB - Project Delayed

COMMENTS:
 Reason: Delays occurred during Bid and Award. The CM firm received bids which are over the \$2,000,000 threshold for continuing contracts. Remedy: The Board rejected the separation of the Fire Alarm scope of work. Due to the additional cost for design services to change the delivery method to advertise for bids, negotiations with the CM firm have been completed. Budget: Additional funding of \$678,300 was approved by the Board on 7/21/2020 in conjunction with the approval of the CM Firm proposal.

Collins Elementary School

SMART Facilities Update by Project Cont.

School Choice Enhancements*

 Phase: **98%** Complete

SCHEDULE:	PH:1 Planning/Design	PH:2 Implement	PH:3 Complete
Planned	Q4 2017	Q2 2018	Q1 2019
Actual	11/2017	05/2018	03/2020

SCOPE:

School Choice Enhancement

BUDGET:

\$100,000

FLAG:
COMMENTS:

All items approved by voting process have been delivered and installed. Budget reconciliation is in progress.

*SCEP projects follows a three-phase design process that begins with planning/design, followed by implementation and finally completion when all items have been delivered and installed.



Cooper City Elementary School

5080 SW 92 AVENUE, COOPER CITY 33328

Location Num	1211
Board District	6
Board Member	Laurie Rich Levinson
ADEFP Budget*	\$1,350,000
Total Facilities Budget	\$967,000

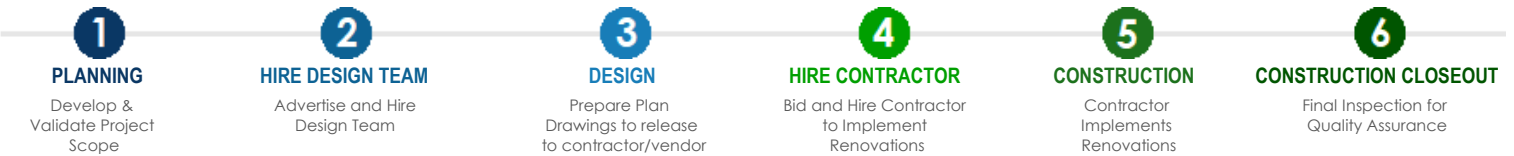
***NOTE** This quarter reflects the Adopted District Educational Facilities Plan total budget as approved by SBBC in September 2019. This budget includes Technology improvements and Musical Instruments Replacements which are not included in this section of the report.
 - All dates are based on calendar year. SMART funded projects are included. Only
 - Projects without expenditures to date may not show up in the "Financially Active Project Detail Schedule".

PRIMARY PROJECTS CURRENT STATUS: Hire Contractor

Primary Renovation: Contractor procurement in progress. Bid opening has occurred. Pending Board approval to award.

School Choice Enhancements: Originally a Year 5 school accelerated to Year 4 following Board approval. Kick-off meeting held with 2/6/2018 - SAC meeting attended 12/28/18 - Voting completed 2/1/2019. (1) Golf cart delivered 04/2019. Waterproof Vinyl floor installation complete. Furniture for the reception area, Principal's office and chairs on order. Wind screen, (80) Lenovo 300e, (4) EarthWalk Cart, (540) New Cart Cable Management, (10) Motorola Digital Portable Radios, FISH 101 delivered 02/2020. Playground windscreen installed 03/2020. Signage TV delivered and installed 04/2020. (2) Desktops delivered 04/2020. Exterior water fountain outside FISH 162, (28) Motorola 3300e 4 Watt Digital Portable Radios on order.

SMART Facilities Update By Project



Primary Renovation

Phase: **25% Complete**

SCHEDULE: (Calendar Year)	1: Planning	2: Hire A/E	3: Design	4: Hire Contractor	5: Construction	6: Closeout
Planned	Q1 2018	Q2 2018	Q1 2019	Q3 2019	Q1 2020	Q3 2020
New Planned	Q1 2018	Q2 2018	Q1 2019	Q4 2019	Q1 2020	Q2 2021
Actual/Forecast	9/28/2017	2/6/2018	8/7/2018	2/12/2020	Q1 2021	

SCOPE:	BUDGET:
Bldg Envelope Impr. (Roof, Window, Ext Wall, etc.)	\$118,000
Fire Alarm	\$294,000
Fire Sprinklers	\$10,000
HVAC Improvements	\$163,000
Media Center improvements	\$282,000

FLAG: S - Project Delayed

COMMENTS:
 Reason: Delays occurred in design due to an above average amount of submissions to the Building Department for permit review. Remedy: The Letter of Recommendation for Permit has been received.

Cooper City Elementary School

SMART Facilities Update by Project Cont.

School Choice Enhancements*

 Phase: **77% Complete**

SCHEDULE:	PH:1 Planning/Design	PH:2 Implement	PH:3 Complete
Planned	Q4 2018	Q1 2019	TBD
Actual	03/2018	02/2019	TBD

SCOPE:

School Choice Enhancement

BUDGET:

\$100,000

FLAG:
COMMENTS:

Planned dates shown as TBD will be provided after all items have been ordered and funds allocated.

*SCEP projects follows a three-phase design process that begins with planning/design, followed by implementation and finally completion when all items have been delivered and installed.



Cooper City High School

9401 STIRLING ROAD, COOPER CITY 33328

Location Num	1931
Board District	6
Board Member	Laurie Rich Levinson
ADEFP Budget*	\$12,055,872
Total Facilities Budget	\$8,830,000

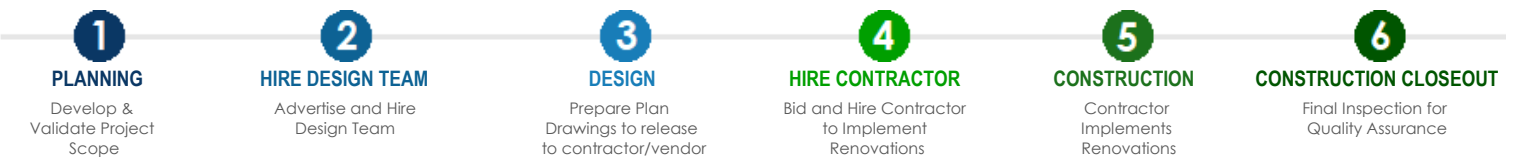
***NOTE** This quarter reflects the Adopted District Educational Facilities Plan total budget as approved by SBBC in September 2019. This budget includes Technology improvements and Musical Instruments Replacements which are not included in this section of the report.
 - All dates are based on calendar year. SMART funded projects are included. Only
 - Projects without expenditures to date may not show up in the "Financially Active Project Detail Schedule".

PRIMARY PROJECTS CURRENT STATUS: Design

Primary Renovation: 100% Construction Drawings in review. Meeting required to close final open comments prior to submission for permit review.

School Choice Enhancements: Principal's letter initiated 11/30/2018 for Year 5 group. Kick-off meeting held 2/12/2019. Ballot approved for voting 02/2020. Voting results received 04/27/2020. (2) EarthWalk Cart 30 Unit, (6) New Laptop Cart Cable Management, (60) Lenovo ThinkPad E14 i3, (50) Lenovo ThinkPad L13 i5 on order.

SMART Facilities Update By Project



Primary Renovation

Phase: **94% Complete**

SCHEDULE: (Calendar Year)	1: Planning	2: Hire A/E	3: Design	4: Hire Contractor	5: Construction	6: Closeout
Planned	Q4 2017	Q4 2017	Q3 2018	Q1 2019	Q4 2019	Q2 2021
New Planned	Q4 2017	Q4 2017	Q3 2018	Q2 2020	Q4 2020	Q2 2022
Actual/Forecast	11/13/2017	12/13/2017	7/17/2018	Q4 2020		

SCOPE:	BUDGET:
Auditorium Accessibility	\$250,000
Bldg Envelope Impr. (Roof, Window, Ext Wall, etc.)	\$844,000
Electrical Improvements	\$428,000
Fire Sprinklers	\$3,583,000
HVAC Improvements	\$2,208,000
Improvements to or Replacement of building 5	\$238,000
Safety / Security Upgrade	\$57,000
STEM Lab improvements	\$1,001,000

FLAG: S - Project Delayed

COMMENTS:

Delays are being experienced during design due to scope verification that was required. The project is experiencing additional delays to close out comments prior to permit review.

Cooper City High School

SMART Facilities Update by Project Cont.

Weight Room

 Phase: **100%** Complete

SCHEDULE: (Calendar Year)	1: Planning	2: Hire A/E	3: Design	4: Hire Contractor	5: Construction	6: Closeout
Planned	Q4 2017	Q4 2017	Q4 2017	Q2 2018	Q2 2018	Q3 2018
Actual/Forecast	1/2/2018	1/9/2018	2/5/2018	6/26/2018	7/25/2018	11/1/2018

SCOPE: Weight Room Renovation	BUDGET: \$121,000	FLAG: COMMENTS:
---	-----------------------------	----------------------------------

School Choice Enhancements*

 Phase: **10%** Complete

SCHEDULE:	PH:1 Planning/Design	PH:2 Implement	PH:3 Complete
Planned	Q4 2018	Q2 2020	TBD
Actual	11/2018	04/2020	TBD

SCOPE: School Choice Enhancement	BUDGET: \$100,000	FLAG: COMMENTS: Planned dates shown as TBD will be provided after all items have been ordered and funds allocated.
--	-----------------------------	--

*SCEP projects follows a three-phase design process that begins with planning/design, followed by implementation and finally completion when all items have been delivered and installed.



Coral Cove Elementary School

5100 SW 148 AVENUE, MIRAMAR 33027

Location Num	2011
Board District	2
Board Member	Patricia Good
ADEFP Budget*	\$698,000
Total Facilities Budget	\$248,000

***NOTE** This quarter reflects the Adopted District Educational Facilities Plan total budget as approved by SBBC in September 2019. This budget includes Technology improvements and Musical Instruments Replacements which are not included in this section of the report.

- All dates are based on calendar year. SMART funded projects are included. Only
- Projects without expenditures to date may not show up in the "Financially Active Project Detail Schedule".

PRIMARY PROJECTS CURRENT STATUS: Complete

Primary Renovation: Test and Balance services is completed by a licensed contractor without standard design services. Test and Balance report submitted. Final repairs are pending prior to completion of the project.

School Choice Enhancements: COMPLETED 01/2017. Voting completed 10/12/16. (46) LCD projectors delivered and ceiling mounted. Projects complete 1/25/17.

SMART Facilities Update By Project



Primary Renovation

Phase: 10% Complete

SCHEDULE: (Calendar Year)	1: Planning	2: Hire A/E	3: Design	4: Hire Contractor	5: Construction	6: Closeout
Planned	Q4 2017	N/A	N/A	Q2 2019	Q4 2019	Q1 2020
New Planned	Q4 2017	N/A	N/A	Q2 2019	Q4 2019	Q1 2020
Actual/Forecast	5/1/2017	N/A	N/A	1/10/2018	4/27/2018	7/1/2019

SCOPE: HVAC Improvements	BUDGET: \$148,000	FLAG: COMMENTS: Substantial completion percentage was reduced to 10% from 90%. Additional repairs are required that will delay the completion of the project.
------------------------------------	-----------------------------	---

School Choice Enhancements*

Phase: 100% Complete

SCHEDULE:	PH:1 Planning/Design	PH:2 Implement	PH:3 Complete
Planned	Q1 2015	Q4 2016	Q1 2017
Actual	11/2015	10/2016	01/2017

SCOPE: School Choice Enhancement	BUDGET: \$100,000	FLAG: COMMENTS:
--	-----------------------------	----------------------------------

*SCEP projects follows a three-phase design process that begins with planning/design, followed by implementation and finally completion when all items have been delivered and installed.



Coral Glades High School

2700 SPORTSPLEX DRIVE, CORAL SPRINGS 33065

Location Num	3861
Board District	4
Board Member	Lori Alhadeff
ADEFP Budget*	\$3,621,000
Total Facilities Budget	\$2,587,000

***NOTE** This quarter reflects the Adopted District Educational Facilities Plan total budget as approved by SBBC in September 2019. This budget includes Technology improvements and Musical Instruments Replacements which are not included in this section of the report.

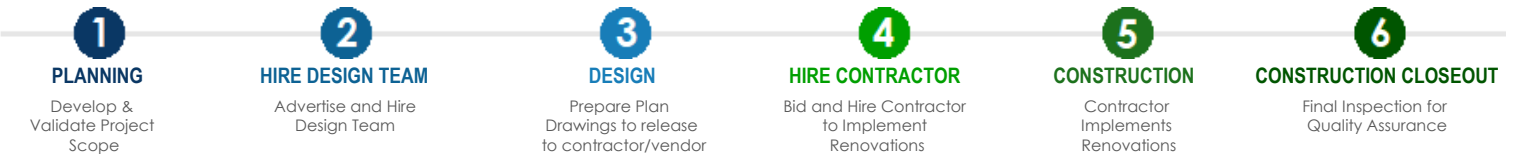
- All dates are based on calendar year. SMART funded projects are included. Only
- Projects without expenditures to date may not show up in the "Financially Active Project Detail Schedule".

PRIMARY PROJECTS CURRENT STATUS: Hire Contractor

Primary Renovation: Contractor procurement in progress. Bid advertisement is pending revision to the bid schedule.

School Choice Enhancements: Voting authorized 9/19/2019. Voting complete 10/15/2019. Coordinating proposals. (2) Laptop Carts, (50) Laptop 300e, (60) cart cable management delivered 01/2020. Media Center Furniture on order.

SMART Facilities Update By Project



Primary Renovation

Phase: **5% Complete**

SCHEDULE: (Calendar Year)	1: Planning	2: Hire A/E	3: Design	4: Hire Contractor	5: Construction	6: Closeout
Planned	Q1 2018	Q2 2018	Q4 2018	Q3 2019	Q1 2020	Q3 2020
New Planned	Q1 2018	Q2 2018	Q4 2018	Q4 2019	Q3 2020	Q4 2021
Actual/Forecast	8/1/2017	10/6/2017	3/28/2018	4/14/2020	Q3 2021	

SCOPE:	BUDGET:
Bldg Envelope Impr. (Roof, Window, Ext Wall, etc.)	\$1,941,000
Fire Alarm	\$50,000
HVAC Improvements	\$375,000

FLAG: **S - Delay Possible**

COMMENTS:

Reason: Clarification regarding a new fire alarm panel vs. a new fire alarm system has caused delays to the LOR delivery date. Remedy: Letter of Recommendation to Permit has been received. Pending advertisement for bids.

Weight Room

Phase: **100% Complete**

SCHEDULE: (Calendar Year)	1: Planning	2: Hire A/E	3: Design	4: Hire Contractor	5: Construction	6: Closeout
Planned	Q4 2017	Q4 2017	Q4 2017	Q2 2018	Q2 2018	Q3 2018
Actual/Forecast	12/19/2017	1/5/2018	2/5/2018	4/5/2018	4/25/2018	7/25/2018

SCOPE:	BUDGET:
Weight Room Renovation	\$121,000

FLAG:

COMMENTS:

Coral Glades High School

SMART Facilities Update by Project Cont.

School Choice Enhancements*

 Phase: **15%** Complete

SCHEDULE:	PH:1 Planning/Design	PH:2 Implement	PH:3 Complete
Planned	Q4 2018	Q4 2019	TBD
Actual	11/2018	10/2019	TBD

SCOPE:	BUDGET:	FLAG:
School Choice Enhancement	\$100,000	COMMENTS: Planned dates shown as TBD will be provided after all items have been ordered and funds allocated.

*SCEP projects follows a three-phase design process that begins with planning/design, followed by implementation and finally completion when all items have been delivered and installed.



Coral Park Elementary School

8401 WESTVIEW DRIVE, CORAL SPRINGS 33067

Location Num	3041
Board District	4
Board Member	Lori Alhadeff
ADEFP Budget*	\$5,312,071
Total Facilities Budget	\$1,432,450

***NOTE** This quarter reflects the Adopted District Educational Facilities Plan total budget as approved by SBBC in September 2019. This budget includes Technology improvements and Musical Instruments Replacements which are not included in this section of the report.

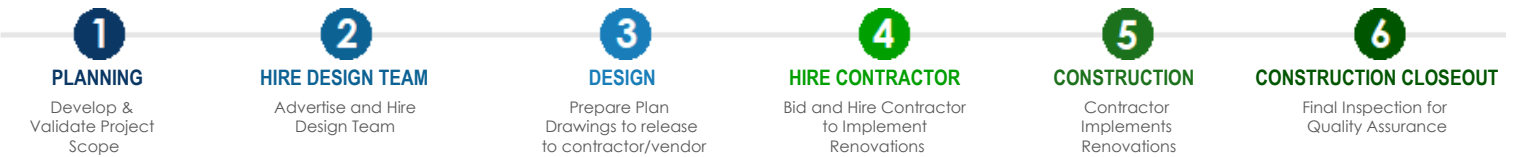
- All dates are based on calendar year. SMART funded projects are included. Only
- Projects without expenditures to date may not show up in the "Financially Active Project Detail Schedule".

PRIMARY PROJECTS CURRENT STATUS: Hire Contractor

Primary Renovation: Contractor procurement in progress. Pending execution of the Notice to Proceed with Construction.

School Choice Enhancements: Voting completed 6/1/16. Classroom chairs delivered 01/2017. Coral Park repurposed the allocated funds for the marquee to enhance security on campus. Storefront and electric strike: permit issued; work completed 07/2018. Wind screen for the playground delivered 09/2018. New K-2 and 3-5 playground structure permitted 8/2019; pre-construction meeting held 9/25/2019; construction completed 12/2019.

SMART Facilities Update By Project



Primary Renovation

Phase: **55% Complete**

SCHEDULE: (Calendar Year)	1: Planning	2: Hire A/E	3: Design	4: Hire Contractor	5: Construction	6: Closeout
Planned	Q3 2017	Q4 2017	Q2 2018	Q4 2018	Q2 2019	Q1 2020 Q1 2020
New Planned	Q3 2017	Q4 2017	Q2 2018	Q4 2019	Q2 2020	Q2 2021 Q3 2021
Actual/Forecast	5/1/2017	7/20/2017	2/6/2018	4/30/2020	Q4 2020	

SCOPE:	BUDGET:
Bldg Envelope Impr. (Roof, Window, Ext Wall, etc.)	\$266,000
Deduction of Funding - Board Approved 8/19/20 (JJ-4)	(\$348,550)
Health & Safety/Fire Sprinkler Protection Exterior	\$1,415,000

FLAG: SB - Project Delayed

COMMENTS:

Reason: Delays have occurred during the design process. The design firm didn't submit the 90% and 100% submittals within the time frame per the professional service agreement. Remedy: The owner will be enforcing the terms of the contract for delays. Budget: There is a positive financial impact approved by the Board on 8/19/2020 to the project budget in the amount of \$348,550, which will be placed in the SMART Program Reserve.

Coral Park Elementary School

SMART Facilities Update by Project Cont.

School Choice Enhancements*

 Phase: **85% Complete**

SCHEDULE:	PH:1 Planning/Design	PH:2 Implement	PH:3 Complete
Planned	Q1 2015	Q2 2016	TBD
Actual	11/2015	06/2016	TBD

SCOPE:

School Choice Enhancement

BUDGET:

\$100,000

FLAG:
COMMENTS:

The school's decision to repurposed the allocated funds for the marquee to enhance security on campus has further impacted the schedule. Planned dates shown as TBD will be provided after all items have been ordered and funds allocated.

*SCEP projects follows a three-phase design process that begins with planning/design, followed by implementation and finally completion when all items have been delivered and installed.



Coral Springs High School

7201 W SAMPLE ROAD, CORAL SPRINGS 33065

Location Num	1151
Board District	4
Board Member	Lori Alhadeff
ADEFP Budget*	\$15,921,000
Total Facilities Budget	\$14,683,000

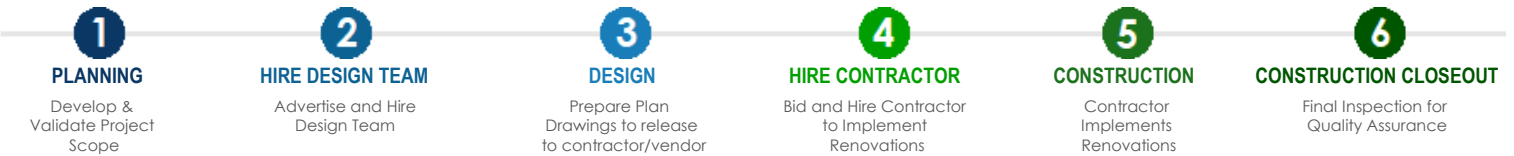
***NOTE** This quarter reflects the Adopted District Educational Facilities Plan total budget as approved by SBBC in September 2019. This budget includes Technology improvements and Musical Instruments Replacements which are not included in this section of the report.
 - All dates are based on calendar year. SMART funded projects are included. Only
 - Projects without expenditures to date may not show up in the "Financially Active Project Detail Schedule".

PRIMARY PROJECTS CURRENT STATUS: Hire Contractor

Primary Renovation: Contractor procurement in progress. Pending execution of the Notice to Proceed with construction.

School Choice Enhancements: COMPLETED 10/2016. Voting completed 6/2/16. ThinkPad's, earth walk carts, printers delivered 07/2016. Projectors received.

SMART Facilities Update By Project



Primary Renovation

Phase: **50% Complete**

SCHEDULE: (Calendar Year)	1: Planning	2: Hire A/E	3: Design	4: Hire Contractor	5: Construction	6: Closeout
Planned	Q4 2015	Q1 2016	Q3 2016	Q1 2018	Q2 2018	Q4 2019
New Planned	Q4 2015	Q1 2016	Q3 2016	Q2 2019	Q4 2019	Q4 2021
Actual/Forecast	11/30/2015	2/9/2016	9/23/2016	2/11/2020	Q4 2020	

SCOPE:	BUDGET:
Additional Funding - Board Approved 9/15/20 (JJ-4)	\$3,831,000
Bldg Envelope Impr. (Roof, Window, Ext Wall, etc.)	\$3,396,000
Electrical Improvements	\$458,000
Fire Sprinklers	\$7,000
HVAC Improvements	\$5,029,000
Media Center improvements	\$598,000
STEM Lab improvements	\$1,143,000

FLAG: SB - Project Delayed

COMMENTS:
 Reason: Delays occurred in the permitting process of the design phase. The design firm took an above average amount of time to complete each submission for the Building Department on multiple occasions. Remedy: The owner will be enforcing terms of the contract for delays and multiple resubmissions. Budget: Additional funding of \$3,831,000 was approved by the Board on 9/15/2020 in conjunction with the approval to award the construction agreement.

Coral Springs High School

SMART Facilities Update by Project Cont.

Weight Room

 Phase: **100%** Complete

SCHEDULE: (Calendar Year)	1: Planning	2: Hire A/E	3: Design	4: Hire Contractor	5: Construction	6: Closeout
Planned	Q2 2017	Q2 2017	Q3 2017	Q1 2018	Q2 2018	Q3 2018
Actual/Forecast	4/14/2017	4/21/2017	7/13/2017	1/8/2018	7/25/2018	11/1/2018

SCOPE: Weight Room Renovation	BUDGET: \$121,000	FLAG: COMMENTS:
---	-----------------------------	----------------------------------

School Choice Enhancements*

 Phase: **100%** Complete

SCHEDULE:	PH:1 Planning/Design	PH:2 Implement	PH:3 Complete
Planned	Q1 2016	Q2 2016	Q4 2016
Actual	01/2016	06/2016	10/2016

SCOPE: School Choice Enhancement	BUDGET: \$100,000	FLAG: COMMENTS:
--	-----------------------------	----------------------------------

*SCEP projects follows a three-phase design process that begins with planning/design, followed by implementation and finally completion when all items have been delivered and installed.



Coral Springs Middle School

10300 W WILES ROAD, CORAL SPRINGS 33076

Location Num	2561
Board District	4
Board Member	Lori Alhadeff
ADEFP Budget*	\$12,886,223
Total Facilities Budget	\$10,602,000

***NOTE** This quarter reflects the Adopted District Educational Facilities Plan total budget as approved by SBBC in September 2019. This budget includes Technology improvements and Musical Instruments Replacements which are not included in this section of the report.

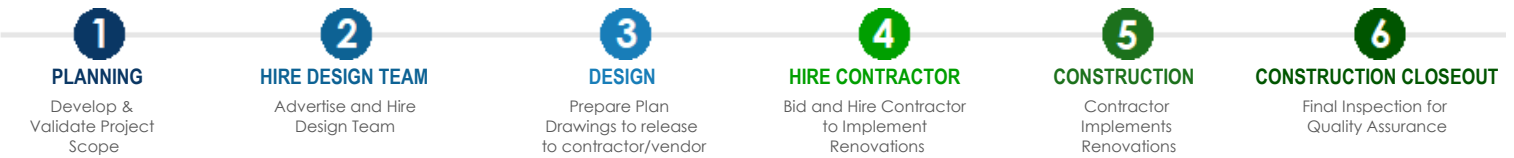
- All dates are based on calendar year. SMART funded projects are included. Only
- Projects without expenditures to date may not show up in the "Financially Active Project Detail Schedule".

PRIMARY PROJECTS CURRENT STATUS: Design

Primary Renovation: 100% Construction Documents in the permitting process. Design firm currently addressing Building Department comments prior to resubmitting for the second permit review.

School Choice Enhancements: Voting authorized 2/16/18. - Voting completed 6/11/18 - (3) Recordex delivered and installed 09/2018. . (72) student Laptops, adaptors and (6) Carts delivered 11/2018. Aiphone at the main entrance installed 12/2018. Golf cart delivered 02/2019. Marquee permit issued 6/2019; pre-construction meeting held 10/17/2019; construction start date TBD.

SMART Facilities Update By Project



Primary Renovation

Phase: **96% Complete**

SCHEDULE: (Calendar Year)	1: Planning	2: Hire A/E	3: Design	4: Hire Contractor	5: Construction	6: Closeout
Planned	Q3 2017	Q4 2017	Q2 2018	Q1 2019	Q3 2019	Q1 2021
New Planned	Q3 2017	Q4 2017	Q2 2018	Q4 2019	Q1 2020	Q4 2021
Actual/Forecast	5/1/2017	7/18/2017	1/30/2018	Q4 2020		

SCOPE:	BUDGET:
Bldg Envelope Impr. (Roof, Window, Ext Wall, etc.)	\$2,369,000
HVAC Improvements	\$7,299,000
Media Center improvements	\$640,000

FLAG: S - Project Delayed

COMMENTS:
 Reason: Delays have occurred during the design phase. A delay was experienced due to required decisions by the District for the fire sprinkler scope of work. Additional delays took place due to multiple backcheck reviews prior to submitting for permit review. Remedy: All activities related to delays have been overcome and the project is in the permitting process.

Chiller Replacement

Phase: **95% Complete**

SCHEDULE: (Calendar Year)	1: Planning	2: Hire A/E	3: Design	4: Hire Contractor	5: Construction	6: Closeout
Planned	N/A	N/A	N/A	N/A	N/A	N/A
Actual/Forecast	N/A	N/A	N/A	N/A	N/A	N/A

SCOPE:	BUDGET:
HVAC Improvements - Chiller Replacement	\$194,000

FLAG:

COMMENTS:

Coral Springs Middle School

SMART Facilities Update by Project Cont.

School Choice Enhancements*

 Phase: **57% Complete**

SCHEDULE:	PH:1 Planning/Design				PH:2 Implement		PH:3 Complete	
Planned	Q4 2017		Q2 2018				Q2 2019	Q2 2019
Actual	11/2017		06/2018					
SCOPE:	School Choice Enhancement		BUDGET:	\$100,000		FLAG: S - Project Delayed		
						COMMENTS:		
						Delays in permitting of the marquee sign.		

*SCEP projects follows a three-phase design process that begins with planning/design, followed by implementation and finally completion when all items have been delivered and installed.



Coral Springs Pre-K - 8 (f.k.a. Coral Springs Elementary)

3601 NW 110 AVENUE, CORAL SPRINGS 33065

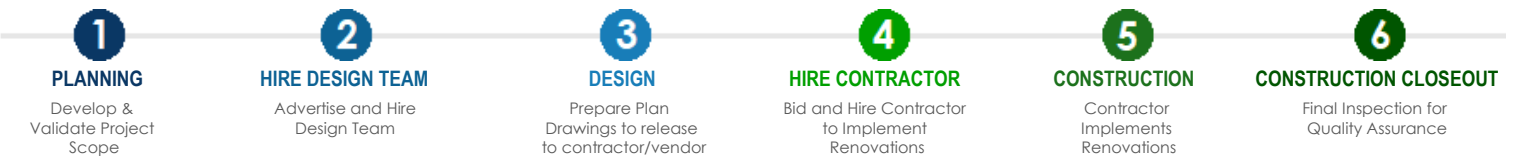
Location Num	2551
Board District	4
Board Member	Lori Alhadeff
ADEFP Budget*	\$4,627,262
Total Facilities Budget	\$2,638,000

***NOTE** This quarter reflects the Adopted District Educational Facilities Plan total budget as approved by SBBC in September 2019. This budget includes Technology improvements and Musical Instruments Replacements which are not included in this section of the report.
 - All dates are based on calendar year. SMART funded projects are included. Only
 - Projects without expenditures to date may not show up in the "Financially Active Project Detail Schedule".

PRIMARY PROJECTS CURRENT STATUS: Design

Primary Renovation: 100% Construction Documents in the permitting process. Design firm currently addressing Building Department comments prior to submitting the third time for permit application.
 School Choice Enhancements: Principal's letter initiated 11/30/2018 for Year 5 group. Voting authorized 09/2020.

SMART Facilities Update By Project



Primary Renovation

Phase: **96% Complete**

SCHEDULE: (Calendar Year)	1: Planning	2: Hire A/E	3: Design	4: Hire Contractor	5: Construction	6: Closeout
Planned	Q1 2018	Q2 2018	Q1 2019	Q3 2019	Q1 2020	Q3 2020
New Planned	Q1 2018	Q2 2018	Q1 2019	Q1 2020	Q3 2020	Q3 2021
Actual/Forecast	11/13/2017	12/19/2017	7/9/2018	Q4 2020		

SCOPE:	BUDGET:
Bldg Envelope Impr. (Roof, Window, Ext Wall, etc.)	\$190,000
HVAC Improvements	\$2,039,000
Media Center improvements	\$184,000

FLAG: S - Project Delayed

COMMENTS:
 Delays have occurred during the backcheck review of the Construction Documents prior to submitting for permit review. Multiple submissions were required in order to close out comments made by the review team. The project is currently delayed by 4 months. It is anticipated these delays could extend if the design requires multiple submissions to the Building Department to receive a Letter of Recommendation to Permit.

Coral Springs Pre-K - 8 (f.k.a. Coral Springs Elementary)

SMART Facilities Update by Project Cont.

Chiller Replacement

 Phase: **100% Complete**

SCHEDULE: (Calendar Year)	1: Planning	2: Hire A/E	3: Design	4: Hire Contractor	5: Construction	6: Closeout
Planned	N/A	N/A	N/A	N/A	N/A	N/A
Actual/Forecast	N/A	N/A	N/A	N/A	10/1/2016	12/1/2016

SCOPE: HVAC Improvements - Chiller Replacement
BUDGET: \$125,000

FLAG:
COMMENTS:

School Choice Enhancements*

 Phase: **75% Complete**

SCHEDULE:	PH:1 Planning/Design	PH:2 Implement	PH:3 Complete
Planned	Q4 2018	TBD	TBD
Actual	11/2018		

SCOPE: School Choice Enhancement
BUDGET: \$100,000

FLAG:
COMMENTS:
 Planned date for Implementation phase shown as TBD will be provided after voting process has been completed by the school community.

*SCEP projects follows a three-phase design process that begins with planning/design, followed by implementation and finally completion when all items have been delivered and installed.



Country Hills Elementary School

10550 WESTVIEW DRIVE, CORAL SPRINGS 33076

Location Num	3111
Board District	4
Board Member	Lori Alhadeff
ADEFP Budget*	\$5,148,310
Total Facilities Budget	\$4,513,000

***NOTE** This quarter reflects the Adopted District Educational Facilities Plan total budget as approved by SBBC in September 2019. This budget includes Technology improvements and Musical Instruments Replacements which are not included in this section of the report.

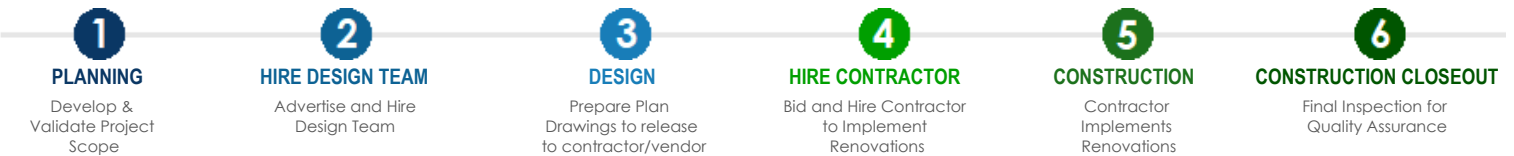
- All dates are based on calendar year. SMART funded projects are included. Only
- Projects without expenditures to date may not show up in the "Financially Active Project Detail Schedule".

PRIMARY PROJECTS CURRENT STATUS: Design

Primary Renovation: 100% Construction Documents in the permitting process. Building Department currently reviewing the fourth submittal.

School Choice Enhancements: Voting authorized 5/28/2019. Voting completed 6/10/2019 - P-number requested. (15) Motorola two-way radios delivered 11/2019. (10) Radio Batteries, Tables for the additional Kidergarten section delivered 01/2020. Aiphone at main entrance completed 08/2020.

SMART Facilities Update By Project



Primary Renovation

Phase: **98% Complete**

SCHEDULE: (Calendar Year)	1: Planning	2: Hire A/E	3: Design	4: Hire Contractor	5: Construction	6: Closeout
Planned	Q4 2017	Q1 2018	Q4 2018	Q2 2019	Q4 2019	Q3 2020
New Planned	Q4 2017	Q1 2018	Q4 2018	Q1 2020	Q3 2020	Q1 2022
Actual/Forecast	7/1/2017	9/20/2017	5/3/2018	Q4 2020		

SCOPE:	BUDGET:
Bldg Envelope Impr. (Roof, Window, Ext Wall, etc.)	\$1,696,000
Fire Sprinklers	\$120,000
HVAC Improvements	\$2,597,000

FLAG: S - Project Delayed

COMMENTS:

Reason: Delays have occurred during the design phase. The design firm has not met the deadlines of the design deliverables. Remedy: The owner will be enforcing terms of the contract for delays.

Country Hills Elementary School

SMART Facilities Update by Project Cont.

School Choice Enhancements*

 Phase: **23% Complete**

SCHEDULE:	PH:1 Planning/Design	PH:2 Implement	PH:3 Complete
Planned	Q4 2018	Q2 2019	TBD
Actual	11/2018	06/2019	TBD

SCOPE:	BUDGET:	FLAG:
School Choice Enhancement	\$100,000	COMMENTS: Planned dates shown as TBD will be provided after all items have been ordered and funds allocated.

*SCEP projects follows a three-phase design process that begins with planning/design, followed by implementation and finally completion when all items have been delivered and installed.



Country Isles Elementary School

2300 COUNTRY ISLES ROAD, WESTON 33326

Location Num	2981
Board District	6
Board Member	Laurie Rich Levinson
ADEFP Budget*	\$1,759,660
Total Facilities Budget	\$1,339,660

***NOTE** This quarter reflects the Adopted District Educational Facilities Plan total budget as approved by SBBC in September 2019. This budget includes Technology improvements and Musical Instruments Replacements which are not included in this section of the report.

- All dates are based on calendar year. SMART funded projects are included. Only

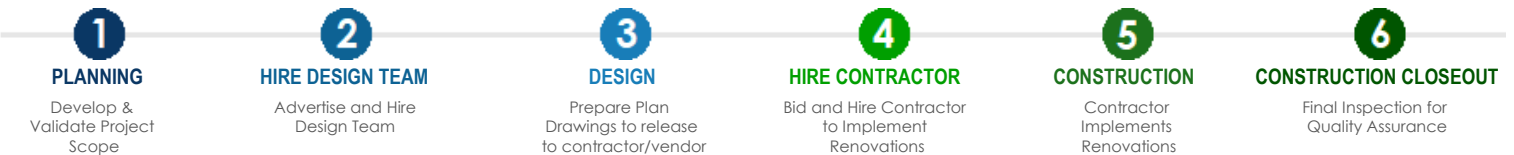
- Projects without expenditures to date may not show up in the "Financially Active Project Detail Schedule".

PRIMARY PROJECTS CURRENT STATUS: Hire Contractor

Primary Renovation: Contractor procurement in progress. New CSMP contractor is preparing a proposal.

School Choice Enhancements: COMPLETED 12/2016 - Sand replacement with PIP surfacing in K-2 and 3-5 play areas.

SMART Facilities Update By Project



Primary Renovation

Phase: **15% Complete**

SCHEDULE: (Calendar Year)	1: Planning	2: Hire A/E	3: Design	4: Hire Contractor	5: Construction	6: Closeout
Planned	Q2 2017	Q2 2017	Q1 2018	Q3 2018	Q1 2019	Q1 2020
New Planned	Q2 2017	Q2 2017	Q1 2018	Q3 2019	Q1 2020	Q1 2021
Actual/Forecast	4/1/2017	6/22/2017	1/18/2018	3/29/2019	Q1 2021	

SCOPE:	BUDGET:
Additional Funding - Board Approved 01/14/20 (JJ-3)	\$681,660
Fire Alarm	\$294,000
HVAC Improvements	\$104,000
Media Center improvements	\$160,000

FLAG: S - Project Delayed

COMMENTS:

Reason: Delays have occurred during bid and award due to contractor preparation of documentation for execution of the Notice to Proceed. Remedy: New CSMP firm has been identified and a proposal is being prepared.

School Choice Enhancements*

Phase: **100% Complete**

SCHEDULE:	PH:1 Planning/Design	PH:2 Implement	PH:3 Complete
Planned	Q1 2015	Q1 2016	Q1 2017
Actual	11/2015	02/2016	12/2016

SCOPE:	BUDGET:
School Choice Enhancement	\$100,000

FLAG:

COMMENTS:

*SCEP projects follows a three-phase design process that begins with planning/design, followed by implementation and finally completion when all items have been delivered and installed.



Cresthaven Elementary School

801 NE 25 STREET, POMPANO BEACH 33064

Location Num	0901
Board District	7
Board Member	Nora Rupert
ADEFP Budget*	\$4,862,123
Total Facilities Budget	\$4,516,123

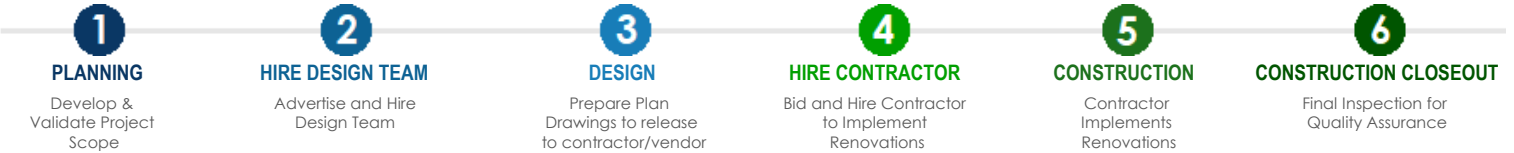
***NOTE** This quarter reflects the Adopted District Educational Facilities Plan total budget as approved by SBBC in September 2019. This budget includes Technology improvements and Musical Instruments Replacements which are not included in this section of the report.
 - All dates are based on calendar year. SMART funded projects are included. Only
 - Projects without expenditures to date may not show up in the "Financially Active Project Detail Schedule".

PRIMARY PROJECTS CURRENT STATUS: Design

Primary Renovation: Design Development Documents are in review.

School Choice Enhancements: Principal's letter initiated 11/30/2018 for Year 5 group. Kick-off meeting has been held. Ballot development is in progress.

SMART Facilities Update By Project



Primary Renovation

Phase: **30% Complete**

SCHEDULE: (Calendar Year)	1: Planning	2: Hire A/E	3: Design	4: Hire Contractor	5: Construction	6: Closeout
Planned	Q3 2018	Q3 2018	Q4 2018	Q2 2019	Q3 2019	Q4 2020
New Planned	Q3 2018	Q3 2018	Q2 2019	Q4 2020	Q3 2021	Q4 2022
Actual/Forecast	9/28/2017	6/27/2018	5/13/2020	Q2 2021		

SCOPE:	BUDGET:
ADA Restrooms	\$592,123
Bldg Envelope Impr. (Roof, Window, Ext Wall, etc.)	\$1,193,000
HVAC Improvements	\$2,631,000

FLAG: S - Delay Possible

COMMENTS:
 Reason: Delays occurred due to additional review of the delivery method and Board approval to perform the project using CMAR services. Remedy: Authorization to Proceed has been executed and the design is in progress.

Cresthaven Elementary School

SMART Facilities Update by Project Cont.

School Choice Enhancements*

 Phase: **10%** Complete

SCHEDULE:	PH:1 Planning/Design	PH:2 Implement	PH:3 Complete
Planned	Q4 2018	TBD	TBD
Actual	11/2018		

SCOPE:	BUDGET:	FLAG:
School Choice Enhancement	\$100,000	COMMENTS: Planned date for Implementation phase shown as TBD will be provided after voting process has been completed by the school community.

*SCEP projects follows a three-phase design process that begins with planning/design, followed by implementation and finally completion when all items have been delivered and installed.



Croissant Park Elementary School

1800 SW 4 AVENUE, FORT LAUDERDALE 33315

Location Num	0221
Board District	3
Board Member	Heather P. Brinkworth
ADEFP Budget*	\$4,123,000
Total Facilities Budget	\$3,761,000

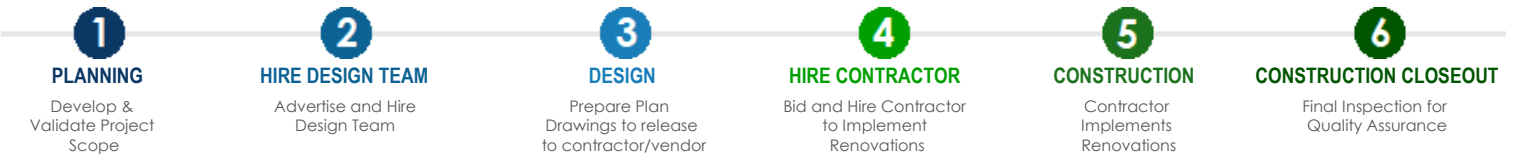
***NOTE** This quarter reflects the Adopted District Educational Facilities Plan total budget as approved by SBBC in September 2019. This budget includes Technology improvements and Musical Instruments Replacements which are not included in this section of the report.
 - All dates are based on calendar year. SMART funded projects are included. Only
 - Projects without expenditures to date may not show up in the "Financially Active Project Detail Schedule".

PRIMARY PROJECTS CURRENT STATUS: Hire Contractor

Primary Renovation: Contractor procurement in progress. Pending roof reality check prior to advertisement for bids.

School Choice Enhancements: Voting completed 6/3/2019 - Facilities equipment delivered 09/2019. (1) Blower, (1) Pressure Cleaner and (1) Surface Cleaner delivered 12/2019. (3) Vacuums, (1) buffer, and digital marquee on order.

SMART Facilities Update By Project



Primary Renovation

Phase: **5% Complete**

SCHEDULE: (Calendar Year)	1: Planning	2: Hire A/E	3: Design	4: Hire Contractor	5: Construction	6: Closeout
Planned	Q4 2017	Q1 2018	Q4 2018	Q2 2019	Q1 2020	Q3 2020
New Planned	Q4 2017	Q1 2018	Q4 2018	Q1 2020	Q3 2020	Q1 2022
Actual/Forecast	8/1/2017	10/6/2017	3/28/2018	4/20/2020	Q2 2021	

SCOPE:	BUDGET:
Bldg Envelope Impr. (Roof, Window, Ext Wall, etc.)	\$851,000
Fire Alarm	\$294,000
Fire Sprinklers	\$812,000
HVAC Improvements	\$1,704,000

FLAG: **S - Delay Possible**

COMMENTS:
 Reason: Delays have occurred during the design phase. The design firm has required additional time to address all review comments during permitting. Remedy: Letter of Recommendation has been received. Pending roof reality check.

School Choice Enhancements*

Phase: **10% Complete**

SCHEDULE:	PH:1 Planning/Design	PH:2 Implement	PH:3 Complete
Planned	Q4 2018	Q2 2019	TBD
Actual	11/2018	06/2019	

SCOPE:	BUDGET:
School Choice Enhancement	\$100,000

FLAG:

COMMENTS:
 Planned dates shown as TBD will be provided after all items have been ordered and funds allocated.

*SCEP projects follows a three-phase design process that begins with planning/design, followed by implementation and finally completion when all items have been delivered and installed.



Cross Creek School

1010 NW 31ST AVENUE, POMPANO BEACH 33069

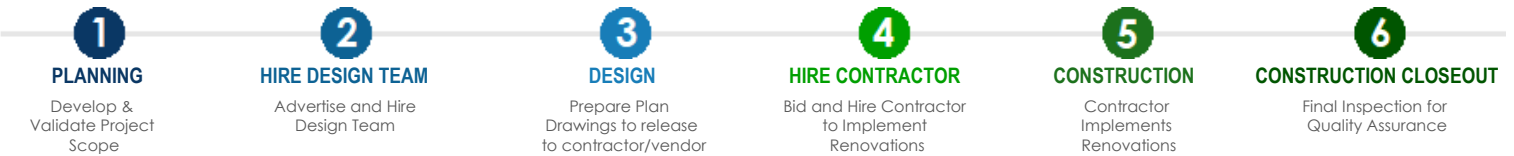
Location Num	3222
Board District	7
Board Member	Nora Rupert
ADEFP Budget*	\$1,500,000
Total Facilities Budget	\$1,360,000

***NOTE** This quarter reflects the Adopted District Educational Facilities Plan total budget as approved by SBBC in September 2019. This budget includes Technology improvements and Musical Instruments Replacements which are not included in this section of the report.
 - All dates are based on calendar year. SMART funded projects are included. Only
 - Projects without expenditures to date may not show up in the "Financially Active Project Detail Schedule".

PRIMARY PROJECTS CURRENT STATUS: Hire Contractor

Primary Renovation: Contractor procurement in progress. CSMP contracts have expired. New CSMP contracts are to be used for emergency projects only. Project will be advertised for bids.
 School Choice Enhancements: Kick-off meeting scheduled for 4/3/2019; ballot development in progress.

SMART Facilities Update By Project



Primary Renovation

Phase: **5% Complete**

SCHEDULE: (Calendar Year)	1: Planning	2: Hire A/E	3: Design	4: Hire Contractor	5: Construction	6: Closeout
Planned	Q4 2017	Q1 2018	Q4 2018	Q2 2019	Q1 2020	Q3 2020
New Planned	Q4 2017	Q1 2018	Q4 2018	Q4 2019	Q1 2020	Q1 2021
Actual/Forecast	8/1/2017	10/6/2017	5/3/2018	1/7/2020	Q1 2021	

SCOPE:	BUDGET:
Bldg Envelope Impr. (Roof, Window, Ext Wall, etc.)	\$405,000
Fire Alarm	\$420,000
HVAC Improvements	\$435,000

FLAG: S - Project Delayed

COMMENTS:

Reason: Delays have occurred throughout the design process.
 Remedy: All discipline reviews have been approved by the Building Department. The current CSMP contract has expired. New CSMP contracts are to be used for emergency projects only. Project will be advertised for bids. Project phase percent complete has been reset to 5% due to the change in procurement method of the contractor.

Cross Creek School

SMART Facilities Update by Project Cont.

School Choice Enhancements*

 Phase: **25%** Complete

SCHEDULE:	PH:1 Planning/Design	PH:2 Implement	PH:3 Complete
Planned	Q4 2018	TBD	TBD
Actual	11/2018		

SCOPE:	BUDGET:	FLAG:
School Choice Enhancement	\$100,000	COMMENTS: Planned date for Implementation phase shown as TBD will be provided after voting process has been completed by the school community.

*SCEP projects follows a three-phase design process that begins with planning/design, followed by implementation and finally completion when all items have been delivered and installed.



Crystal Lake Middle School

3551 NE 3 AVENUE, POMPANO BEACH 33064

Location Num	1871
Board District	7
Board Member	Nora Rupert
ADEFP Budget*	\$2,760,525
Total Facilities Budget	\$2,335,525

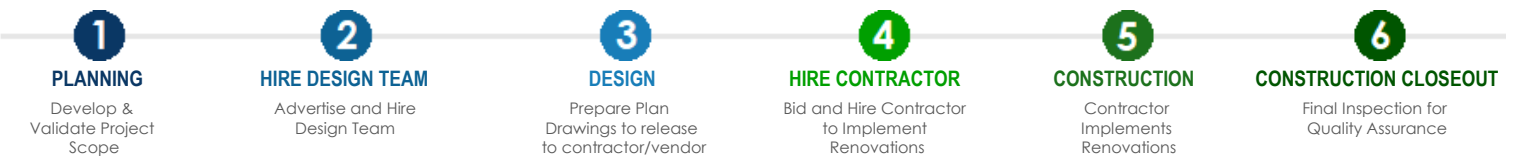
***NOTE** This quarter reflects the Adopted District Educational Facilities Plan total budget as approved by SBBC in September 2019. This budget includes Technology improvements and Musical Instruments Replacements which are not included in this section of the report.
 - All dates are based on calendar year. SMART funded projects are included. Only
 - Projects without expenditures to date may not show up in the "Financially Active Project Detail Schedule".

PRIMARY PROJECTS CURRENT STATUS: Design

Primary Renovation: 100% Construction Documents in the permitting process. Design firm currently addressing Building Department comments prior to submitting for the sixth time.

School Choice Enhancements: Ballot approved for voting. Voting authorized 5/3/2019. Voting completed 02/2020. (80) Cafeteria Tables on order. Broadcasting equipment, Front Office Furniture, Marquee on order.

SMART Facilities Update By Project



Primary Renovation

Phase: **99% Complete**

SCHEDULE: (Calendar Year)	1: Planning	2: Hire A/E	3: Design	4: Hire Contractor	5: Construction	6: Closeout
Planned	Q1 2018	Q2 2018	Q1 2019	Q3 2019	Q1 2020	Q3 2020
New Planned	Q1 2018	Q2 2018	Q1 2019	Q1 2020	Q2 2020	Q2 2021
Actual/Forecast	11/13/2017	12/19/2017	8/20/2018	Q4 2020		

SCOPE:	BUDGET:
Art Room Renovation and Equipment	\$85,000
Bldg Envelope Impr. (Roof, Window, Ext Wall, etc.)	\$812,000
Conversion of Existing Space to Music and/or Art Lab(s)	\$284,000
HVAC Improvements	\$244,000
Install Fire Alarm	\$472,525
Media Center improvements	\$338,000

FLAG: S - Project Delayed

COMMENTS:

Reason: Delays occurred during the design phase. The design firm has taken an above average amount of time to resubmit plans for permit review. The design firm took four months to resubmit the second time for review, and three months to resubmit the third time for review. Remedy: The owner will be enforcing terms of the agreement for delays.

Crystal Lake Middle School

SMART Facilities Update by Project Cont.

School Choice Enhancements*

 Phase: **47% Complete**

SCHEDULE:	PH:1 Planning/Design	PH:2 Implement	PH:3 Complete
Planned	Q4 2018	Q1 2020	TBD
Actual	11/2018	02/2020	TBD

SCOPE:	BUDGET:	FLAG:
School Choice Enhancement	\$100,000	COMMENTS: Planned date for Implementation phase shown as TBD will be provided after voting process has been completed by the school community.

*SCEP projects follows a three-phase design process that begins with planning/design, followed by implementation and finally completion when all items have been delivered and installed.



Cypress Bay High School

18600 VISTA PARK BOULEVARD, WESTON 33332

Location Num	3623
Board District	6
Board Member	Laurie Rich Levinson
ADEFP Budget*	\$35,428,323
Total Facilities Budget	\$33,144,000

***NOTE** This quarter reflects the Adopted District Educational Facilities Plan total budget as approved by SBBC in September 2019. This budget includes Technology improvements and Musical Instruments Replacements which are not included in this section of the report.

- All dates are based on calendar year. SMART funded projects are included. Only
- Projects without expenditures to date may not show up in the "Financially Active Project Detail Schedule".

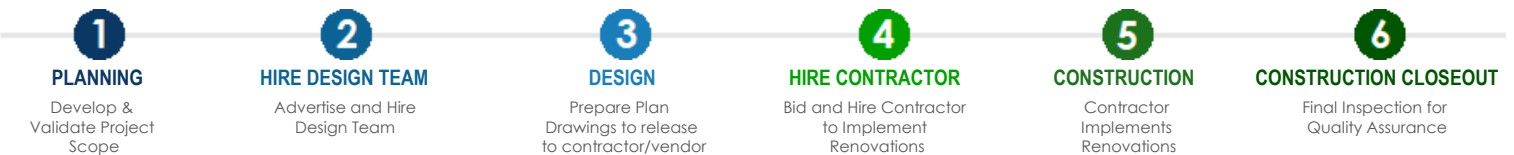
PRIMARY PROJECTS CURRENT STATUS: **Construction**

Primary Renovation: Construction is in progress. Roofing renovations are complete. HVAC work is complete except one condensing unit on Building 3 roof and test and balance. Roof stand is in fabrication for final condensing unit.

Classroom Addition: Construction in progress. Rough-ins are complete with drywall hanging in progress. Pending revisions of the fire sprinkler and fire alarm shop drawings.

School Choice Enhancements: COMPLETED 02/2017. Voting completed 5/26/2017. Projectors delivered 08/2016. (112) Printers delivered 07/2016. Projector in auditorium installed 09/2016. (4) Recordex delivered and installed 11/2016. Office furniture delivered 02/2017.

SMART Facilities Update By Project



Primary Renovation

SCHEDULE: (Calendar Year)	1: Planning	2: Hire A/E	3: Design	4: Hire Contractor	5: Construction	6: Closeout
Planned	Q2 2016	Q3 2016	Q1 2017	Q1 2018	Q3 2018	Q4 2019
Actual/Forecast	6/27/2016	8/2/2016	2/22/2017	9/25/2018	3/21/2019	11/30/2020

Phase: **90% Complete**

SCOPE:	BUDGET:
Bldg Envelope Impr. (Roof, Window, Ext Wall, etc.)	\$652,000
HVAC Improvements	\$580,000
Safety / Security Upgrade	\$107,000

FLAG: S - Project Delayed

COMMENTS:
Original contractual date of substantial completion is 12/26/2019. Reason: Delays were experienced in construction related to roof mounting of HVAC equipment. Remedy: Pending decision of the roof stand prior to completion of the roofing work and HVAC stand installation. Substantial completion is scheduled for Q4 2020.

Cypress Bay High School

SMART Facilities Update by Project Cont.

Classroom Addition

Phase: **67% Complete**

SCHEDULE: (Calendar Year)	1: Planning	2: Hire A/E	3: Design	4: Hire Contractor	5: Construction	6: Closeout
Planned	Q2 2016	Q3 2016	Q1 2017	Q4 2018	Q1 2019	Q2 2020
Actual/Forecast	6/27/2016	8/2/2016	2/22/2017	3/8/2019	6/27/2019	3/21/2021

SCOPE:	BUDGET:
Additional Funding - Board Approved 06/11/19 (JJ-11)	\$18,839,000
CR Addition - Prep Work	\$0
CR Addition to allow for removal of portable buildings	\$12,400,000

FLAG: **S - Project Delayed**

COMMENTS:
 Original contractual date of substantial completion is 12/6/2020. Project is currently delayed by 3 months due to shop drawings and pace of work during the health crisis. Delays were experienced during the design phase that were not recovered in bid and award or construction. Multiple backcheck reviews were required to closeout comments before the design firm submitted for permit review.

Track

Phase: **100% Complete**

SCHEDULE: (Calendar Year)	1: Planning	2: Hire A/E	3: Design	4: Hire Contractor	5: Construction	6: Closeout
Planned	N/A	N/A	Q1 2017	Q2 2017	Q4 2017	Q1 2018
Actual/Forecast	8/22/2017	8/29/2017	8/30/2017	10/14/2017	10/22/2017	3/30/2018

SCOPE:	BUDGET:
Track Resurfacing	\$345,000

FLAG:

COMMENTS:

Weight Room

Phase: **100% Complete**

SCHEDULE: (Calendar Year)	1: Planning	2: Hire A/E	3: Design	4: Hire Contractor	5: Construction	6: Closeout
Planned	Q2 2017	Q2 2017	Q3 2017	Q3 2017	Q3 2017	Q4 2017
Actual/Forecast	4/14/2017	4/21/2017	7/13/2017	8/1/2017	10/19/2017	12/17/2017

SCOPE:	BUDGET:
Weight Room Renovation	\$121,000

FLAG:

COMMENTS:

Cypress Bay High School

SMART Facilities Update by Project Cont.

School Choice Enhancements*

 Phase: **100%** Complete

SCHEDULE:	PH:1 Planning/Design	PH:2 Implement	PH:3 Complete
Planned	Q1 2016	Q2 2016	Q1 2017
Actual	01/2016	05/2016	02/2017
SCOPE:	BUDGET:		FLAG:
School Choice Enhancement	\$100,000		COMMENTS:

*SCEP projects follows a three-phase design process that begins with planning/design, followed by implementation and finally completion when all items have been delivered and installed.



Cypress Elementary School

851 SW 3 AVENUE, POMPANO BEACH 33060

Location Num	1781
Board District	3
Board Member	Heather P. Brinkworth
ADEFP Budget*	\$4,311,982
Total Facilities Budget	\$3,857,982

***NOTE** This quarter reflects the Adopted District Educational Facilities Plan total budget as approved by SBBC in September 2019. This budget includes Technology improvements and Musical Instruments Replacements which are not included in this section of the report.
 - All dates are based on calendar year. SMART funded projects are included. Only
 - Projects without expenditures to date may not show up in the "Financially Active Project Detail Schedule".

PRIMARY PROJECTS CURRENT STATUS: Complete

Primary Renovation: Complete.

School Choice Enhancements: COMPLETED 01/2020 - Voting completed 5/17/2016. Picnic tables delivered 7/2016. Furniture for student service area, teacher workroom renovation delivered and installed 9/2016. PIP project completed 12/2016. Marquee PO canceled for Robson Corporation; District is no longer using this vendor due to lack of performance. Marquee permitted 9/12/2019; pre-construction meeting held 10/22/2019; installation complete 01/2020.

SMART Facilities Update By Project



Primary Renovation

Phase: 100% Complete

SCHEDULE: (Calendar Year)	1: Planning	2: Hire A/E	3: Design	4: Hire Contractor	5: Construction	6: Closeout
Planned	Q4 2015	Q4 2015	Q3 2016	Q1 2017	Q3 2017	Q2 2018
New Planned	Q4 2015	Q4 2015	Q3 2016	Q1 2017	Q3 2017	Q1 2019
Actual/Forecast	10/19/2015	12/8/2015	8/31/2016	5/8/2017	2/21/2018	3/3/2020

SCOPE:	BUDGET:
Additional Funding - Board Approved 12/19/17 (JJ-15)	\$452,897
Bldg Envelope Impr. (Roof, Window, Ext Wall, etc.)	\$637,564
Fire Sprinklers	\$634,000
Media Center improvements	\$177,000
Replace existing unit ventilators (appr. 42) with new unit ventilators, duct and diffusers.	\$1,747,603
Safety / Security Upgrade	\$103,000

FLAG:
COMMENTS:

Cypress Elementary School

SMART Facilities Update by Project Cont.

School Choice Enhancements*

 Phase: **100%** Complete

SCHEDULE:	PH:1 Planning/Design	PH:2 Implement	PH:3 Complete
Planned	Q1 2015	Q2 2016	Q1 2018
Actual	11/2015	05/2016	01/2020

SCOPE:	BUDGET:	FLAG:
Additional Funding - Board Approved 04/23/19 (JJ-14)	\$5,918	COMMENTS:
School Choice Enhancement	\$100,000	

*SCEP projects follows a three-phase design process that begins with planning/design, followed by implementation and finally completion when all items have been delivered and installed.



Cypress Run Education Center

2800 NW 30TH AVENUE, POMPANO BEACH 33069

Location Num	2123
Board District	7
Board Member	Nora Rupert
ADEFP Budget*	\$248,000
Total Facilities Budget	\$177,000

***NOTE** This quarter reflects the Adopted District Educational Facilities Plan total budget as approved by SBBC in September 2019. This budget includes Technology improvements and Musical Instruments Replacements which are not included in this section of the report.

- All dates are based on calendar year. SMART funded projects are included. Only
- Projects without expenditures to date may not show up in the "Financially Active Project Detail Schedule".

PRIMARY PROJECTS CURRENT STATUS: Complete

Primary Renovation: Complete - Test and Balance services is completed by a licensed contractor without standard design services.

School Choice Enhancements: COMPLETED 01/2017. Voting completed 5/16/16. Staff and student laptops - Computers for other areas such as computer lab, TV production, laptops and USB drives delivered 01/2017.

SMART Facilities Update By Project



Primary Renovation

Phase: **100% Complete**

SCHEDULE: (Calendar Year)	1: Planning	2: Hire A/E	3: Design	4: Hire Contractor	5: Construction	6: Closeout
Planned	Q1 2017	N/A	N/A	Q3 2018	Q1 2019	Q2 2019
New Planned	Q1 2017	N/A	N/A	Q3 2018	Q1 2019	Q2 2019
Actual/Forecast	11/3/2016	N/A	N/A	1/10/2018	4/10/2018	6/19/2019
SCOPE:	HVAC Improvements		BUDGET:	\$77,000		FLAG:
COMMENTS:						

School Choice Enhancements*

Phase: **100% Complete**

SCHEDULE:	PH:1 Planning/Design	PH:2 Implement	PH:3 Complete
Planned	Q1 2015	Q2 2016	Q1 2017
Actual	11/2015	05/2016	01/2017
SCOPE:	School Choice Enhancement		BUDGET:
			\$100,000
COMMENTS:			

*SCEP projects follows a three-phase design process that begins with planning/design, followed by implementation and finally completion when all items have been delivered and installed.



Dania Elementary School

300 SE 2 AVENUE, DANIA 33004

Location Num	0101
Board District	1
Board Member	Ann Murray
ADEFP Budget*	\$2,861,000
Total Facilities Budget	\$2,602,000

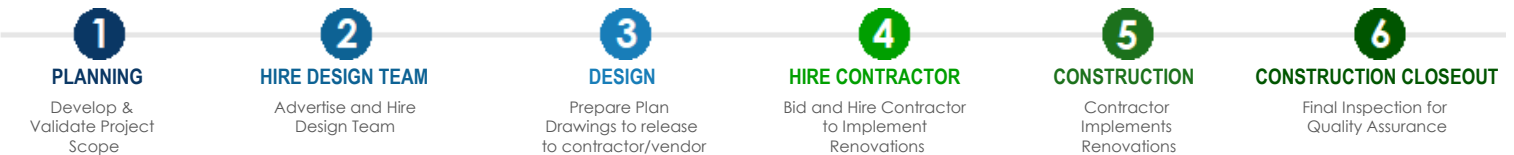
***NOTE** This quarter reflects the Adopted District Educational Facilities Plan total budget as approved by SBBC in September 2019. This budget includes Technology improvements and Musical Instruments Replacements which are not included in this section of the report.
 - All dates are based on calendar year. SMART funded projects are included. Only
 - Projects without expenditures to date may not show up in the "Financially Active Project Detail Schedule".

PRIMARY PROJECTS CURRENT STATUS: Design

Primary Renovation: 90% Construction Documents are in progress with revised scope.

School Choice Enhancements: Voting authorized 04/2020. Scope and budget evaluation in progress.

SMART Facilities Update By Project



Primary Renovation

Phase: **60% Complete**

SCHEDULE: (Calendar Year)	1: Planning	2: Hire A/E	3: Design	4: Hire Contractor	5: Construction	6: Closeout
Planned	Q1 2018	Q2 2018	Q1 2019	Q3 2019	Q1 2020	Q2 2020
New Planned	Q1 2018	Q2 2018	Q1 2019	Q4 2019	Q3 2020	Q1 2022
Actual/Forecast	7/1/2017	9/20/2017	5/4/2018	Q3 2021		

SCOPE:	BUDGET:
Art Room Renovation and Equipment	\$65,000
Bldg Envelope Impr. (Roof, Window, Ext Wall, etc.)	\$266,000
Electrical Improvements	\$610,000
Improvements to or Replacement of building 2	\$1,065,000
Media Center improvements	\$213,000
Music Room Renovation	\$136,000
Safety / Security Upgrade	\$147,000

FLAG: S - Project Delayed

COMMENTS:

The design process is now forecasted for completion in Q3 2021 due to the revision in scope related to right sizing Building 2. The project design schedule is being closely monitored due to the delays in scope revisions.

Dania Elementary School

SMART Facilities Update by Project Cont.

School Choice Enhancements*

 Phase: **75% Complete**

SCHEDULE:	PH:1 Planning/Design	PH:2 Implement	PH:3 Complete
Planned	Q4 2018	TBD	TBD
Actual	11/2018		

SCOPE:	BUDGET:	FLAG:
School Choice Enhancement	\$100,000	COMMENTS: Planned date for Implementation phase shown as TBD will be provided after voting process has been completed by the school community.

*SCEP projects follows a three-phase design process that begins with planning/design, followed by implementation and finally completion when all items have been delivered and installed.



Dave Thomas Education Center - East

180 SW 2ND STREET, POMPANO BEACH 33060

Location Num	3651
Board District	7
Board Member	Nora Rupert
ADEFP Budget*	\$2,876,494
Total Facilities Budget	\$2,719,494

***NOTE** This quarter reflects the Adopted District Educational Facilities Plan total budget as approved by SBBC in September 2019. This budget includes Technology improvements and Musical Instruments Replacements which are not included in this section of the report.

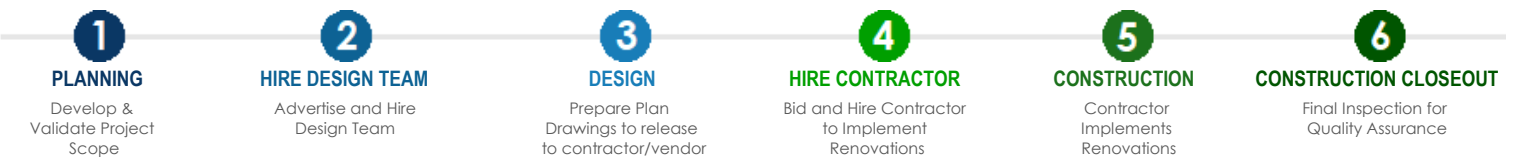
- All dates are based on calendar year. SMART funded projects are included. Only
- Projects without expenditures to date may not show up in the "Financially Active Project Detail Schedule".

PRIMARY PROJECTS CURRENT STATUS: **Construction**

Primary Renovation: Construction is in progress. The roofing sub-permit has been issued. The HVAC interior unit removal will sequence with the roofing work. The interior rooms have been prepared for teaching with the exception of those containing HVAC systems which the Administration has reviewed and accepted. Temporary cooling has been placed for the front office.

School Choice Enhancements: COMPLETED 06/2018. Voting completed 6/2/17. Lenovo laptops delivered 08/2017. Marquee installed, electrical tie-in completed 02/2018. Front office furniture delivered 05/2018.

SMART Facilities Update By Project



Primary Renovation

Phase: **40% Complete**

SCHEDULE: (Calendar Year)	1: Planning	2: Hire A/E	3: Design	4: Hire Contractor	5: Construction	6: Closeout
Planned	Q2 2017	Q2 2017	Q1 2018	Q3 2018	Q1 2019	Q4 2019
New Planned	Q2 2017	Q2 2017	Q1 2018	Q1 2019	Q3 2019	Q3 2020
Actual/Forecast	4/6/2017	4/19/2017	11/17/2017	2/27/2019	9/6/2019	2/1/2021

SCOPE:	BUDGET:
Additional Funding - Board Approved 07/23/19 (JJ-3)	\$1,861,494
Bldg Envelope Impr. (Roof, Window, Ext Wall, etc.)	\$373,000
HVAC Improvements	\$385,000

FLAG: S - Project Delayed

COMMENTS:

Original contractual date of substantial completion is 9/27/2020. Project is currently delayed by four months due to the roofing sub-permit. The sub-permit has been received and roofing work is beginning.

Dave Thomas Education Center - East

SMART Facilities Update by Project Cont.

School Choice Enhancements*

 Phase: **100%** Complete

SCHEDULE:	PH:1 Planning/Design	PH:2 Implement	PH:3 Complete
Planned	Q1 2016	Q2 2017	Q1 2018
Actual	01/2016	06/2017	06/2018

SCOPE:	BUDGET:	FLAG:
School Choice Enhancement	\$100,000	COMMENTS: <div style="border: 1px solid black; height: 30px; width: 100%;"></div>

*SCEP projects follows a three-phase design process that begins with planning/design, followed by implementation and finally completion when all items have been delivered and installed.



Dave Thomas Education Center - West

4690 COCONUT CREEK PARKWAY, COCONUT CREEK 33066

Location Num	2031
Board District	7
Board Member	Nora Rupert
ADEFP Budget*	\$212,000
Total Facilities Budget	\$100,000

***NOTE** This quarter reflects the Adopted District Educational Facilities Plan total budget as approved by SBBC in September 2019. This budget includes Technology improvements and Musical Instruments Replacements which are not included in this section of the report.

- All dates are based on calendar year. SMART funded projects are included. Only
- Projects without expenditures to date may not show up in the "Financially Active Project Detail Schedule".

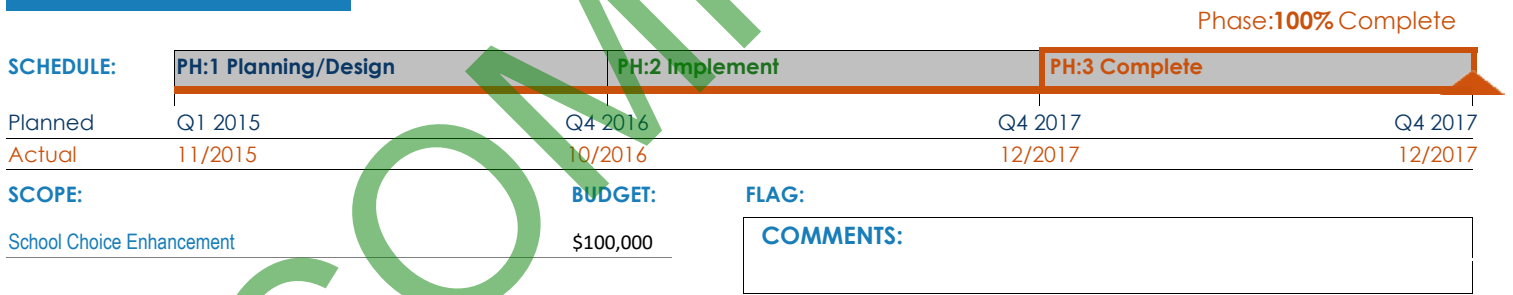
PRIMARY PROJECTS CURRENT STATUS: N/A

School Choice Enhancements: COMPLETED 12/2017 - Voting completed 10/11/16. Reconstructing of Room 202 is completed. Technology items and outdoor furniture delivered and installed 02/2017. Recordex delivered 03/2017. Wall wraps delivered 12/2017.

SMART Facilities Update By Project



School Choice Enhancements*



*SCEP projects follows a three-phase design process that begins with planning/design, followed by implementation and finally completion when all items have been delivered and installed.



Davie Elementary School

7025 SW 39 STREET, DAVIE 33314

Location Num	2801
Board District	6
Board Member	Laurie Rich Levinson
ADEFP Budget*	\$5,536,700
Total Facilities Budget	\$5,196,700

***NOTE** This quarter reflects the Adopted District Educational Facilities Plan total budget as approved by SBBC in September 2019. This budget includes Technology improvements and Musical Instruments Replacements which are not included in this section of the report.

- All dates are based on calendar year. SMART funded projects are included. Only

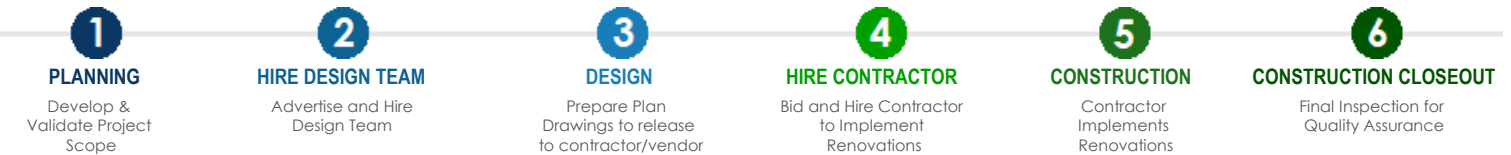
- Projects without expenditures to date may not show up in the "Financially Active Project Detail Schedule".

PRIMARY PROJECTS CURRENT STATUS: **Construction**

Primary Renovation: Construction in progress. Roofing demolition is complete. Building 85 roofing work is in progress. HVAC and electrical work is in progress. Fire Sprinkler installation in Buildign 1 is in progress.

School Choice Enhancements: COMPLETED 02/2020 - Voting authorized 2/21/2018 - Voting completed 3/30/18 - (50) Laptops, (25) Desktops, (2) Earthwalk carts, (8) Printers, Reading tables, Cafeteria system upgrades, stage curtains, teacher lounge upgrade, classroom rugs, and (3) Recordex delivered and installed 09/2018. Teacher lounge updates - (Conference table, cabinets, presentation board, 2 leather seating, 6 black leather chairs, 5 leather fabric) delivered 06/2019. (4) iPads delivered 10/2019. (6) HDMI cables delivered 02/2020.

SMART Facilities Update By Project



Primary Renovation

Phase: **28% Complete**

SCHEDULE: (Calendar Year)	1: Planning	2: Hire A/E	3: Design	4: Hire Contractor	5: Construction	6: Closeout
Planned	Q4 2016	Q1 2017	Q4 2017	Q2 2018	Q4 2018	Q4 2019
New Planned	Q4 2016	Q1 2017	Q4 2017	Q2 2019	Q3 2019	Q4 2020
Actual/Forecast	11/18/2016	3/13/2017	8/28/2017	4/11/2019	5/20/2020	8/28/2021

SCOPE:	BUDGET:
Additional Funding - Board Approved 03/03/20 (JJ-2)	\$2,220,700
Bldg Envelope Impr. (Roof, Window, Ext Wall, etc.)	\$1,074,000
Fire Sprinklers	\$685,000
HVAC Improvements	\$809,000
Media Center improvements	\$235,000
Safety / Security Upgrade	\$73,000

FLAG: S - Delay Possible

COMMENTS:
Original contractual date of substantial completion is 8/29/2021. Project is currently on pace. Previous delays experienced during bid and award will not be recovered.

Davie Elementary School

SMART Facilities Update by Project Cont.

School Choice Enhancements*

 Phase: **100%** Complete

SCHEDULE:	PH:1 Planning/Design	PH:2 Implement	PH:3 Complete
Planned	Q4 2016	Q1 2018	Q1 2020
Actual	12/2016	03/2018	02/2020

SCOPE:

School Choice Enhancement

BUDGET:

\$100,000

FLAG:
COMMENTS:

*SCEP projects follows a three-phase design process that begins with planning/design, followed by implementation and finally completion when all items have been delivered and installed.



Deerfield Beach Elementary School

650 NE 1 STREET, DEERFIELD BEACH 33441

Location Num	0011
Board District	7
Board Member	Nora Rupert
ADEFP Budget*	\$6,053,445
Total Facilities Budget	\$5,711,445

***NOTE** This quarter reflects the Adopted District Educational Facilities Plan total budget as approved by SBBC in September 2019. This budget includes Technology improvements and Musical Instruments Replacements which are not included in this section of the report.

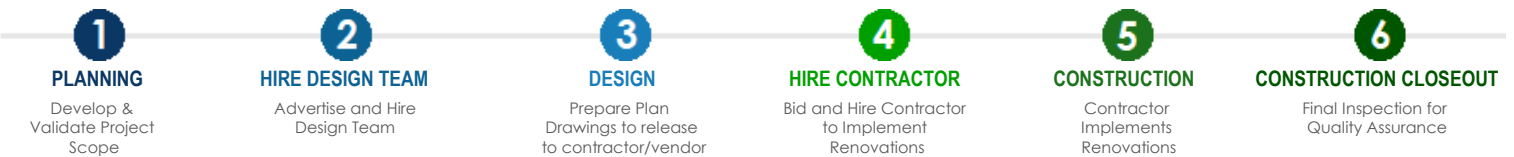
- All dates are based on calendar year. SMART funded projects are included. Only
- Projects without expenditures to date may not show up in the "Financially Active Project Detail Schedule".

PRIMARY PROJECTS CURRENT STATUS: Hire Contractor

Primary Renovation: Contractor procurement in progress. Board approval to award has been received. A review of the project by the State Division of Historical Resources is required. The review has been completed with comments being addressed in the design prior to submitting to the Building Department for approval.

School Choice Enhancements: COMPLETED 05/2020 - Voting completed 3/21/17. Fence around the butterfly garden installed, Tables and Stools delivered on 11/2018. (2) bookcases on order. Outdoor Classroom permitted on 05/2018 - plan change approved 12/2018; construction began 1/14/2019; construction completed 03/2019. (15) 8x12 classroom rugs delivered 03/2020. (301) chairs delivered 05/2020.

SMART Facilities Update By Project



Primary Renovation

Phase: **95% Complete**

SCHEDULE: (Calendar Year)	1: Planning	2: Hire A/E	3: Design	4: Hire Contractor	5: Construction	6: Closeout
Planned	Q3 2016	Q4 2016	Q3 2017	Q2 2018	Q4 2018	Q4 2019 / Q1 2020
New Planned	Q3 2016	Q4 2016	Q3 2017	Q1 2019	Q3 2019	Q4 2020 / Q4 2020
Actual/Forecast	9/12/2016	10/18/2016	5/15/2017	2/6/2019	Q1 2021	

SCOPE:	BUDGET:
Bldg Envelope Impr. (Roof, Window, Ext Wall, etc.)	\$369,000
Deduction of Funding - Board Approved 4/14/20 (9)	(\$622,000)
Fire Alarm	\$294,000
Fire Sprinklers	\$725,000
HVAC Improvements	\$529,000
Lead Base Paint Abatement	\$326,445
Media Center improvements	\$378,000
Renovations to Building 1 (Historic)	\$2,862,000
Replacement of wood windows at Building #1 - Auditorium.	\$750,000

FLAG: S - Project Delayed

COMMENTS:

Reason: Delays have occurred in the Bid and Award phase. The window replacement and lead based paint abatement is being included in the bid documents. The project was delayed twice during the bid advertisement due to advertisement extension caused by necessary responses to RFI's that would ensure the quality of bidding. Remedy: Pending correction to the design based on historical review prior to submitting to the Building Department for review. Then execution of the NTP will begin.

Deerfield Beach Elementary School

SMART Facilities Update by Project Cont.

School Choice Enhancements*

 Phase: **100%** Complete

SCHEDULE:	PH:1 Planning/Design	PH:2 Implement	PH:3 Complete
Planned	Q1 2015	Q1 2017	Q2 2020
Actual	11/2015	03/2017	05/2020

SCOPE:

School Choice Enhancement

BUDGET:

\$100,000

FLAG:
COMMENTS:

*SCEP projects follows a three-phase design process that begins with planning/design, followed by implementation and finally completion when all items have been delivered and installed.



Deerfield Beach High School

910 SW 15 STREET, DEERFIELD BEACH 33441

Location Num	1711
Board District	7
Board Member	Nora Rupert
ADEFP Budget*	\$12,535,400
Total Facilities Budget	\$11,492,400

***NOTE** This quarter reflects the Adopted District Educational Facilities Plan total budget as approved by SBBC in September 2019. This budget includes Technology improvements and Musical Instruments Replacements which are not included in this section of the report.
 - All dates are based on calendar year. SMART funded projects are included. Only
 - Projects without expenditures to date may not show up in the "Financially Active Project Detail Schedule".

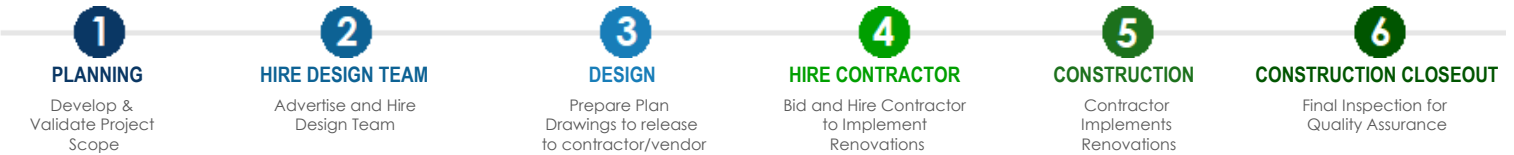
PRIMARY PROJECTS CURRENT STATUS: Hire Contractor

Primary Renovation - Phase 1: Contractor procurement in progress. Notice to Proceed is pending final signatures.

Primary Renovation - Phase 2: Design Development Documents in review.

School Choice Enhancements: Kick-off meeting held 12/6/2019. Ballot reviewed, in compliance 4/29/2019. Voting results received 9/19/2019. Aiphone at the Single Point of Entry, (2) Gym scoreboards, Gator on order. NTP for installation of scoreboards issued 08/2020.

SMART Facilities Update By Project



Primary Renovation - Phase 1

Phase: **90% Complete**

SCHEDULE: (Calendar Year)	1: Planning	2: Hire A/E	3: Design	4: Hire Contractor	5: Construction	6: Closeout
Planned	Q4 2015	Q1 2016	Q4 2016	Q2 2017	Q4 2017	Q1 2019
New Planned	Q4 2015	Q1 2016	Q4 2016	Q1 2019	Q2 2019	Q4 2020
Actual/Forecast	11/5/2015	1/20/2016	10/19/2016	1/8/2020	Q4 2020	

SCOPE:	BUDGET:
Deduction of Funding - Board Approved 8/19/20 (JJ-5)	(\$1,414,600)
Fire Sprinklers	\$22,000
Roof Repairs and HVAC	\$8,617,899

FLAG: SB - Project Delayed

COMMENTS:

Reason: Delays have occurred during the permitting process. The design firm was non-responsive after the second submission was reviewed and the Building Department provided comments. Remedy: The Letter of Recommendation to Permit has been received. Delays from the design phase are not forecasted to be recovered. Budget: There is a positive financial impact approved by the Board on 8/19/2020 to the project budget in the amount of \$1,414,600, which will be placed in the SMART Program Reserve.

Deerfield Beach High School

SMART Facilities Update by Project Cont.

Primary Renovation - Phase 2

Phase: **30% Complete**

SCHEDULE: (Calendar Year)	1: Planning	2: Hire A/E	3: Design	4: Hire Contractor	5: Construction	6: Closeout
Planned	Q1 2018	Q2 2018	Q1 2019	Q3 2019	Q1 2020	Q4 2020
New Planned	Q1 2018	Q2 2018	Q2 2019	Q4 2020	Q1 2021	Q3 2022
Actual/Forecast	11/13/2017	12/13/2017	6/7/2020	Q2 2021		

SCOPE:	BUDGET:
Bldg Envelope Impr. (Roof, Window, Ext Wall, etc.)	\$836,000
Electrical Improvements	\$303,000
Media Center improvements	\$688,000
Safety / Security Upgrade	\$114,000
STEM Lab improvements	\$1,971,000

FLAG: **S - Delay Possible**

COMMENTS:

Reason: Delays occurred due to additional review of the delivery method and Board approval to perform the project using CMAR services. Remedy: Authorization to Proceed has been executed and the design has begun.

Weight Room

Phase: **100% Complete**

SCHEDULE: (Calendar Year)	1: Planning	2: Hire A/E	3: Design	4: Hire Contractor	5: Construction	6: Closeout
Planned	Q4 2017	Q4 2017	Q4 2017	Q2 2018	Q2 2018	Q3 2018
Actual/Forecast	12/31/2017	1/17/2018	2/5/2018	5/31/2018	6/1/2018	11/19/2018

SCOPE:	BUDGET:
Weight Room Renovation	\$121,000

FLAG:

COMMENTS:

Cooling Tower Replacement

Phase: **100% Complete**

SCHEDULE: (Calendar Year)	1: Planning	2: Hire A/E	3: Design	4: Hire Contractor	5: Construction	6: Closeout
Planned	N/A	N/A	N/A	N/A	N/A	N/A
Actual/Forecast	N/A	N/A	N/A	N/A	7/1/2016	8/1/2016

SCOPE:	BUDGET:
Roof Repairs and HVAC - Cooling tower replacement	\$134,101

FLAG:

COMMENTS:

Deerfield Beach High School

SMART Facilities Update by Project Cont.

School Choice Enhancements*

 Phase: **28%** Complete

SCHEDULE:	PH:1 Planning/Design	PH:2 Implement	PH:3 Complete
Planned	Q4 2018	Q3 2019	TBD
Actual	11/2018	09/2019	TBD

SCOPE:	BUDGET:	FLAG:
School Choice Enhancement	\$100,000	COMMENTS: Planned dates shown as TBD will be provided after all items have been ordered and funds allocated.

*SCEP projects follows a three-phase design process that begins with planning/design, followed by implementation and finally completion when all items have been delivered and installed.



Deerfield Beach Middle School

701 SE 6 AVENUE, DEERFIELD BEACH 33441

Location Num	0911
Board District	7
Board Member	Nora Rupert
ADEFP Budget*	\$4,757,000
Total Facilities Budget	\$4,433,000

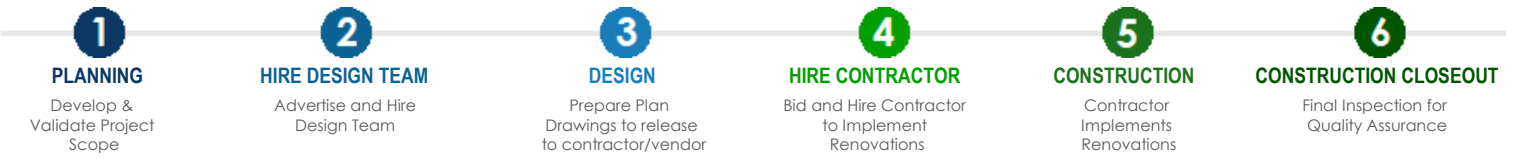
***NOTE** This quarter reflects the Adopted District Educational Facilities Plan total budget as approved by SBBC in September 2019. This budget includes Technology improvements and Musical Instruments Replacements which are not included in this section of the report.
 - All dates are based on calendar year. SMART funded projects are included. Only
 - Projects without expenditures to date may not show up in the "Financially Active Project Detail Schedule".

PRIMARY PROJECTS CURRENT STATUS: Design

Primary Renovation: Design Development is in progress.

School Choice Enhancements: COMPLETED 09/2020 - Ballot approved for voting; voting authorized 5/22/2019. Voting completed 6/6/2019. Broadcasting equipment delivered 11/2019. (32) High student desks, (46) Armless chairs, (7) table tops, (7) flip down table base, (1) teachers desk and (4) Colison tables for STEM Lab room and more furniture for Room 212 Medical and Rooms 301E - 301F - 302, (4) Zenergy stools, (16) armless chairs delivered 12/2019. (3) Makerbot 3D Printers delivered 03/2020. Window Wraps delivered 04/2020. (4) Pressure Kits delivered 05/2020. Washer and Dryer delivered 09/2020.

SMART Facilities Update By Project



Primary Renovation

Phase: **20% Complete**

SCHEDULE: (Calendar Year)	1: Planning	2: Hire A/E	3: Design	4: Hire Contractor	5: Construction	6: Closeout
Planned	Q1 2018	Q2 2018	Q1 2019	Q3 2019	Q2 2020	Q4 2020
New Planned	Q1 2018	Q2 2018	Q2 2019	Q4 2020	Q3 2021	Q4 2022
Actual/Forecast	9/28/2017	6/27/2018	6/22/2020	Q4 2021		

SCOPE:	BUDGET:
Bldg Envelope Impr. (Roof, Window, Ext Wall, etc.)	\$2,227,000
Fire Alarm	\$461,000
Fire Sprinklers	\$632,000
HVAC Improvements	\$714,000
Media Center improvements	\$299,000

FLAG: S - Project Delayed

COMMENTS:
 Reason: Delays occurred due to additional review of the delivery method and Board approval to perform the project using CMAR services. Remedy: Board approval of the CM firm and ATP execution has taken place.

Deerfield Beach Middle School

SMART Facilities Update by Project Cont.

School Choice Enhancements*

 Phase: **98%** Complete

SCHEDULE:	PH:1 Planning/Design	PH:2 Implement	PH:3 Complete
Planned	Q4 2018	Q2 2019	Q3 2020
Actual	11/2018	06/2019	09/2020

SCOPE:

School Choice Enhancement

BUDGET:

\$100,000

FLAG:
COMMENTS:

All items approved by voting process have been delivered and installed. School is determining how to spend the remaining contingency portion of the SCEP funding.

*SCEP projects follows a three-phase design process that begins with planning/design, followed by implementation and finally completion when all items have been delivered and installed.



Deerfield Park Elementary School

650 SW 3 AVENUE, DEERFIELD BEACH 33441

Location Num	0391
Board District	7
Board Member	Nora Rupert
ADEFP Budget*	\$6,585,840
Total Facilities Budget	\$6,324,840

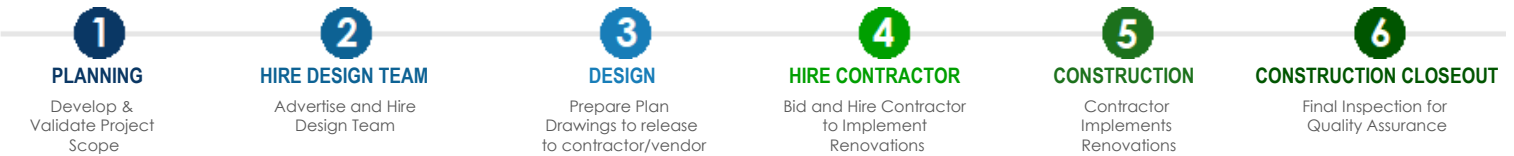
***NOTE** This quarter reflects the Adopted District Educational Facilities Plan total budget as approved by SBBC in September 2019. This budget includes Technology improvements and Musical Instruments Replacements which are not included in this section of the report.
 - All dates are based on calendar year. SMART funded projects are included. Only
 - Projects without expenditures to date may not show up in the "Financially Active Project Detail Schedule".

PRIMARY PROJECTS CURRENT STATUS: **Construction**

Primary Renovation: Construction in progress. Submittals are being prepared.

School Choice Enhancements: Voting completed 10/11/2018. Marquee permitted 7/19/2019; pre-construction meeting held 10/17/2019; installation complete 05/2020. Proposals for the TVs and production studio are being coordinated.

SMART Facilities Update By Project



Primary Renovation

Phase: **1% Complete**

SCHEDULE: (Calendar Year)	1: Planning	2: Hire A/E	3: Design	4: Hire Contractor	5: Construction	6: Closeout
Planned	Q3 2017	Q4 2017	Q3 2018	Q1 2019	Q4 2019	Q3 2020
New Planned	Q3 2017	Q4 2017	Q3 2018	Q1 2019	Q3 2019	Q3 2020
Actual/Forecast	5/1/2017	7/18/2017	1/8/2018	3/4/2019	8/4/2020	10/27/2021

SCOPE:	BUDGET:
Additional Funding - Board Approved 05/19/20 (JJ-21)	\$984,840
Bldg Envelope Impr. (Roof, Window, Ext Wall, etc.)	\$1,236,000
Fire Alarm	\$293,000
Fire Sprinklers	\$808,000
HVAC Improvements	\$2,893,000
PE/Athletic Improvements	\$10,000

FLAG: S - Project Delayed

COMMENTS:

Original contractual date of substantial completion is 10/27/2021. Project is on pace. Delays from bid and award will not be recovered.

Deerfield Park Elementary School

SMART Facilities Update by Project Cont.

School Choice Enhancements*

 Phase: **34% Complete**

SCHEDULE:	PH:1 Planning/Design	PH:2 Implement	PH:3 Complete
Planned	Q4 2017	Q3 2018	TBD
Actual	11/2017	10/2018	TBD

SCOPE:	BUDGET:	FLAG:
School Choice Enhancement	\$100,000	COMMENTS: Planned dates shown as TBD will be provided after all items have been ordered and funds allocated.

*SCEP projects follows a three-phase design process that begins with planning/design, followed by implementation and finally completion when all items have been delivered and installed.



Dillard 6-12 School

2501 NW 11 STREET, FORT LAUDERDALE 33311

Location Num	0371
Board District	5
Board Member	Dr. Rosalind Osgood
ADEFP Budget*	\$8,929,232
Total Facilities Budget	\$8,179,232

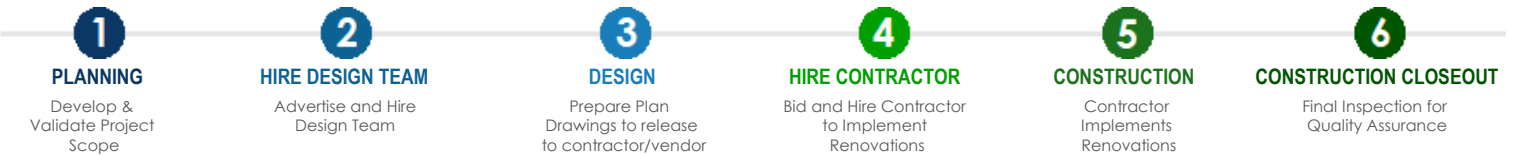
***NOTE** This quarter reflects the Adopted District Educational Facilities Plan total budget as approved by SBBC in September 2019. This budget includes Technology improvements and Musical Instruments Replacements which are not included in this section of the report.
 - All dates are based on calendar year. SMART funded projects are included. Only
 - Projects without expenditures to date may not show up in the "Financially Active Project Detail Schedule".

PRIMARY PROJECTS CURRENT STATUS: **Construction**

Primary Renovation: Construction in progress. Site lighting installation requires concrete light pole repairs prior to inspection approval. HVAC in Building 8 is in progress. Exit signage installation is complete. Chiller installation at Building 12 is complete with minor details remaining. Buildings 3 and 9 power supply installation is complete.

School Choice Enhancements: COMPLETED 03/2020 - Voting completed 9/25/17 - Poster Maker and 3D Printer delivered and training completed 11/2017. Student laptops, and chairs delivered 12/2017. Additional furniture and golf carts delivered 01/2018. Additional chairs delivered 03/2018. Marquee permitted 08/18 and sign is in fabrication. Marquee Pre-construction meeting held 10/9/2018; Art work confirmed by the school 1/31/2019. Marquee installation completed 05/2019.

SMART Facilities Update By Project



Primary Renovation

Phase: **47% Complete**

SCHEDULE: (Calendar Year)	1: Planning	2: Hire A/E	3: Design	4: Hire Contractor	5: Construction	6: Closeout
Planned	Q1 2016	Q2 2016	Q4 2016	Q4 2017	Q1 2018	Q1 2019
New Planned	Q1 2016	Q2 2016	Q4 2016	Q1 2019	Q2 2019	Q1 2021
Actual/Forecast	2/24/2016	5/3/2016	12/13/2016	12/21/2018	5/3/2019	2/27/2021

SCOPE:	BUDGET:
Additional Funding - Board Approved 4/23/19 (JJ-2)	\$4,266,232
Bldg Envelope Impr. (Roof, Window, Ext Wall, etc.)	\$2,441,000
Electrical Improvements	\$522,000
Fire Sprinklers	\$375,000
HVAC Improvements	\$282,000
Safety / Security Upgrade	\$72,000

FLAG:

COMMENTS:

Original contractual date of substantial completion is 11/24/2020. Project is currently delayed by 3 months due to pace of work during the health crisis.

Dillard 6-12 School

SMART Facilities Update by Project Cont.

Weight Room

 Phase: **100%** Complete

SCHEDULE: (Calendar Year)	1: Planning	2: Hire A/E	3: Design	4: Hire Contractor	5: Construction	6: Closeout
Planned	Q1 2017	Q1 2017	Q3 2017	Q3 2017	Q3 2017	Q4 2017
Actual/Forecast	3/3/2017	3/10/2017	8/17/2017	8/18/2017	8/23/2017	12/15/2017

SCOPE: Weight Room Renovation	BUDGET: \$121,000	FLAG: COMMENTS:
---	-----------------------------	----------------------------------

School Choice Enhancements*

 Phase: **99%** Complete

SCHEDULE:	PH:1 Planning/Design	PH:2 Implement	PH:3 Complete
Planned	Q1 2015	Q3 2017	Q1 2020
Actual	11/2015	09/2017	03/2020

SCOPE: School Choice Enhancement	BUDGET: \$100,000	FLAG: COMMENTS: All items approved by voting process have been delivered and installed. School is determining how to spend the remaining contingency portion of the SCEP funding.
--	-----------------------------	---

*SCEP projects follows a three-phase design process that begins with planning/design, followed by implementation and finally completion when all items have been delivered and installed.



Dillard Elementary School

2330 NW 12 COURT, FORT LAUDERDALE 33311

Location Num	0271
Board District	5
Board Member	Dr. Rosalind Osgood
ADEFP Budget*	\$1,900,000
Total Facilities Budget	\$1,777,000

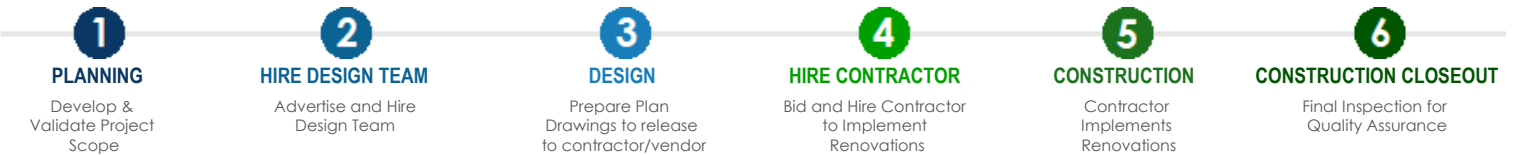
***NOTE** This quarter reflects the Adopted District Educational Facilities Plan total budget as approved by SBBC in September 2019. This budget includes Technology improvements and Musical Instruments Replacements which are not included in this section of the report.
 - All dates are based on calendar year. SMART funded projects are included. Only
 - Projects without expenditures to date may not show up in the "Financially Active Project Detail Schedule".

PRIMARY PROJECTS CURRENT STATUS: Hire Contractor

Primary Renovation: Contractor procurement in progress. Readvertisement and new bid opening has taken place. Pending Board approval to award.

School Choice Enhancements: Voting completed 6/14/18 - Outdoor mats, classroom rugs, (2) flat screen TVs, Window Wraps and Custodial Equipment delivered and installed 08/2018. (10) Two-way radios delivered 09/2018. Golf Cart accessories and stage curtains installed 10/2018. Media Center Furniture TV and (22) Window wraps delivered 02/2019. Additional window wraps delivered 06/2019. (1) Used Golf Cart delivered 01/2020.

SMART Facilities Update By Project



Primary Renovation

Phase: **25% Complete**

SCHEDULE: (Calendar Year)	1: Planning	2: Hire A/E	3: Design	4: Hire Contractor	5: Construction	6: Closeout
Planned	Q1 2017	Q2 2017	Q1 2018	Q3 2018	Q2 2019	Q1 2020
New Planned	Q1 2017	Q2 2017	Q1 2018	Q3 2019	Q1 2020	Q1 2021
Actual/Forecast	4/1/2017	6/22/2017	12/19/2017	4/9/2019	Q4 2020	

SCOPE:	BUDGET:
Bldg Envelope Impr. (Roof, Window, Ext Wall, etc.)	\$851,000
HVAC Improvements	\$672,000

FLAG: S - Project Delayed

COMMENTS:

Reason: Delays have occurred during bid and award. Funding Year 1 thru 3 projects are to take priority for advertisement of bid.
 Remedy: The project is funded under Year 4 and was advertised after the available funding Year 1 thru 3 projects were advertised.
 Bids have been rejected due to cost discrepancies. Board approval to award the new contractor is pending.

Dillard Elementary School

SMART Facilities Update by Project Cont.

Chiller Replacement

 Phase: **100% Complete**

SCHEDULE: (Calendar Year)	1: Planning	2: Hire A/E	3: Design	4: Hire Contractor	5: Construction	6: Closeout	
Planned	N/A	N/A	N/A	N/A	N/A	N/A	N/A
Actual/Forecast	N/A	N/A	N/A	N/A	N/A	N/A	N/A

SCOPE: HVAC Improvements - Chiller Replacement	BUDGET: \$154,000	FLAG: COMMENTS:
--	-----------------------------	----------------------------------

School Choice Enhancements*

 Phase: **93% Complete**

SCHEDULE:	PH:1 Planning/Design	PH:2 Implement	PH:3 Complete	
Planned	Q4 2017	Q2 2018	TBD	TBD
Actual	11/2017	06/2018		

SCOPE: School Choice Enhancement	BUDGET: \$100,000	FLAG: COMMENTS: Planned dates shown as TBD will be provided after all items have been ordered and funds allocated.
--	-----------------------------	--

*SCEP projects follows a three-phase design process that begins with planning/design, followed by implementation and finally completion when all items have been delivered and installed.



Discovery Elementary School

8800 NW 54 COURT, SUNRISE 33351

Location Num	3962
Board District	5
Board Member	Dr. Rosalind Osgood
ADEFP Budget*	\$613,000
Total Facilities Budget	\$250,000

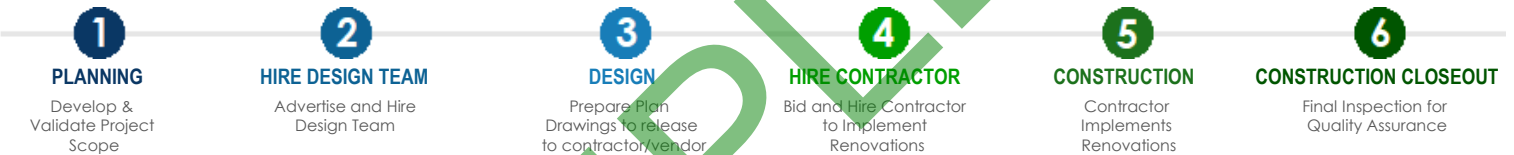
***NOTE** This quarter reflects the Adopted District Educational Facilities Plan total budget as approved by SBBC in September 2019. This budget includes Technology improvements and Musical Instruments Replacements which are not included in this section of the report.
 - All dates are based on calendar year. SMART funded projects are included. Only
 - Projects without expenditures to date may not show up in the "Financially Active Project Detail Schedule".

PRIMARY PROJECTS CURRENT STATUS: Complete

Primary Renovation: Test and Balance services is completed by a licensed contractor without standard design services. Test and Balance report submitted. Final repairs are pending prior to completion of the project.

School Choice Enhancements: COMPLETED 09/2020 - Voting completed 6/8/16. PE equipment, classroom carpets and books delivered 09/2016. Stage curtains, furniture, two portable sound systems delivered 11/2016. Cabinets, podiums, outdoor benches and tables delivered 03/2017. Tricaster delivered 06/2017. TVs delivered 12/2017. Cafeteria Sound System and projector delivered and installed 02/2018. Murals completed 12/2018. (2) golf carts delivered 01/2020. Front office furniture and fabric for chairs delivered 09/2020.

SMART Facilities Update By Project



Primary Renovation

Phase: **10% Complete**

SCHEDULE: (Calendar Year)	1: Planning	2: Hire A/E	3: Design	4: Hire Contractor	5: Construction	6: Closeout
Planned	Q3 2018	N/A	N/A	Q4 2019	Q2 2020	Q3 2020
New Planned	Q3 2018	N/A	N/A	Q4 2019	Q2 2020	Q3 2020
Actual/Forecast	5/1/2017	N/A	N/A	5/29/2018	10/1/2018	3/27/2020

SCOPE:	BUDGET:
HVAC Improvements	\$150,000

FLAG:
COMMENTS:

Discovery Elementary School

SMART Facilities Update by Project Cont.

School Choice Enhancements*

 Phase: **99%** Complete

SCHEDULE:	PH:1 Planning/Design	PH:2 Implement	PH:3 Complete
Planned	Q1 2015	Q2 2016	Q3 2020
Actual	11/2015	06/2016	09/2020

SCOPE:

School Choice Enhancement

BUDGET:

\$100,000

FLAG:
COMMENTS:

All items approved by voting process have been delivered and installed. School is determining how to spend the remaining contingency portion of the SCEP funding.

*SCEP projects follows a three-phase design process that begins with planning/design, followed by implementation and finally completion when all items have been delivered and installed.



Dolphin Bay Elementary School

16450 MIRAMAR PARKWAY, MIRAMAR 33027

Location Num	3751
Board District	2
Board Member	Patricia Good
ADEFP Budget*	\$307,000
Total Facilities Budget	\$100,000

***NOTE** This quarter reflects the Adopted District Educational Facilities Plan total budget as approved by SBBC in September 2019. This budget includes Technology improvements and Musical Instruments Replacements which are not included in this section of the report.
 - All dates are based on calendar year. SMART funded projects are included. Only
 - Projects without expenditures to date may not show up in the "Financially Active Project Detail Schedule".

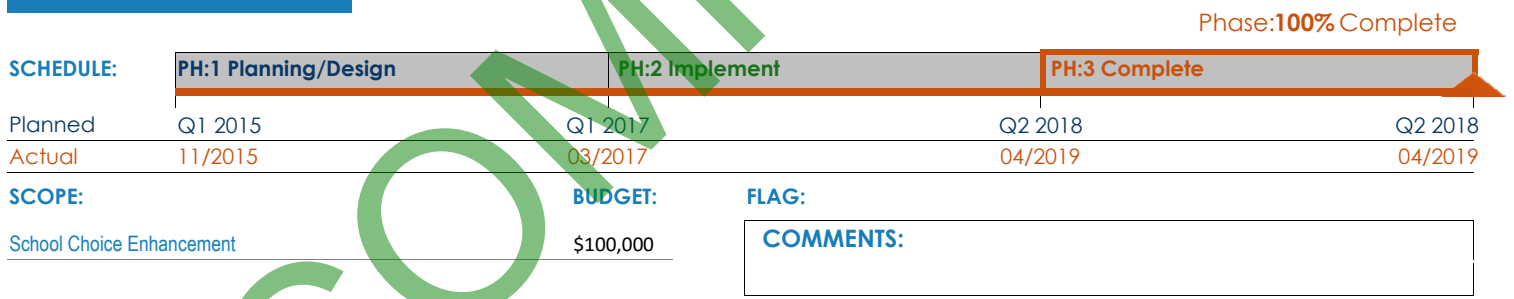
PRIMARY PROJECTS CURRENT STATUS: N/A

School Choice Enhancements: COMPLETED 04/2019 - Voting completed 3/24/17. Projectors delivered 05/2017. Morning Announcement Studio Equipment, Recordex, Laptops delivered 8/2017. Playground upgrades, new play equipment Pre-K installed 12/2018. (1) Laptop, (8) Projectors and (1) ThinkPad delivered 04/2019.

SMART Facilities Update By Project



School Choice Enhancements*



*SCEP projects follows a three-phase design process that begins with planning/design, followed by implementation and finally completion when all items have been delivered and installed.



Dr. Martin Luther King, Jr. Montessori Academy

591 NW 31 AVENUE, LAUDERHILL 33311

Location Num	1611
Board District	5
Board Member	Dr. Rosalind Osgood
ADEFP Budget*	\$1,348,615
Total Facilities Budget	\$1,161,000

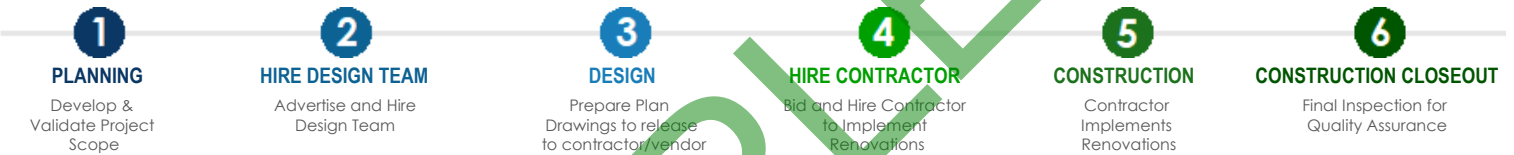
***NOTE** This quarter reflects the Adopted District Educational Facilities Plan total budget as approved by SBBC in September 2019. This budget includes Technology improvements and Musical Instruments Replacements which are not included in this section of the report.
 - All dates are based on calendar year. SMART funded projects are included. Only
 - Projects without expenditures to date may not show up in the "Financially Active Project Detail Schedule".

PRIMARY PROJECTS CURRENT STATUS: Complete

Primary Renovation: Project is in substantial completion. Close-out in progress.

School Choice Enhancements: COMPLETED 09/2019 - Voting completed 8/25/17. Interiors murals delivered 9/2016. Outdoor benches delivered 11/2016. Laptop computers, teachers' laptops, printers, Think Pads and Promethean boards delivered 01/2017. Marquee permit issued 12/27/2018; Marquee completed 03/2019. (1) Lenovo laptop delivered 09/2019.

SMART Facilities Update By Project



Primary Renovation

Phase: **50%**Complete

SCHEDULE: (Calendar Year)	1: Planning	2: Hire A/E	3: Design	4: Hire Contractor	5: Construction	6: Closeout
Planned	Q4 2016	Q4 2016	Q2 2017	Q3 2017	Q2 2018	Q1 2019
New Planned	Q4 2016	Q4 2016	Q2 2017	Q3 2017	Q4 2018	Q4 2019
Actual/Forecast	11/7/2016	11/7/2016	4/10/2017	10/3/2018	11/15/2018	3/30/2020

SCOPE:	BUDGET:	FLAG:
Bldg Envelope Impr. (Roof, Window, Ext Wall, etc.)	\$86,000	COMMENTS:
Fire Sprinklers	\$762,000	

Chiller Replacement

Phase: **100%**Complete

SCHEDULE: (Calendar Year)	1: Planning	2: Hire A/E	3: Design	4: Hire Contractor	5: Construction	6: Closeout
Planned	N/A	N/A	N/A	N/A	N/A	N/A
Actual/Forecast	N/A	N/A	N/A	N/A	N/A	3/21/2018

SCOPE:	BUDGET:	FLAG:
HVAC Improvements - Chiller Replacement	\$146,175	COMMENTS:
HVAC Improvements - Other	\$66,825	

Dr. Martin Luther King, Jr. Montessori Academy

SMART Facilities Update by Project Cont.

School Choice Enhancements*

 Phase: **100%** Complete

SCHEDULE:	PH:1 Planning/Design	PH:2 Implement	PH:3 Complete
Planned	Q1 2015	Q3 2016	Q1 2018
Actual	11/2015	08/2016	09/2019

SCOPE:

School Choice Enhancement

BUDGET:

\$100,000

FLAG:
COMMENTS:

*SCEP projects follows a three-phase design process that begins with planning/design, followed by implementation and finally completion when all items have been delivered and installed.



Driftwood Elementary School

2700 NW 69 AVENUE, HOLLYWOOD 33024

Location Num	0721
Board District	1
Board Member	Ann Murray
ADEFP Budget*	\$2,080,000
Total Facilities Budget	\$1,835,000

***NOTE** This quarter reflects the Adopted District Educational Facilities Plan total budget as approved by SBBC in September 2019. This budget includes Technology improvements and Musical Instruments Replacements which are not included in this section of the report.

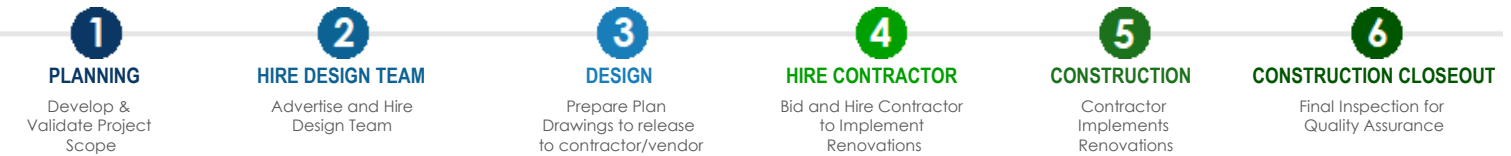
- All dates are based on calendar year. SMART funded projects are included. Only
- Projects without expenditures to date may not show up in the "Financially Active Project Detail Schedule".

PRIMARY PROJECTS CURRENT STATUS: Design

Primary Renovation: 100% Construction Documents in progress. Addendum to Professional Service Agreement for supplemental services has been approved. Pending resubmital of construction documents.

School Choice Enhancements: Kick-off meeting held during SAC on 1/15/2019. Ballot Development in progress.

SMART Facilities Update By Project



Primary Renovation

Phase: **90% Complete**

SCHEDULE: (Calendar Year)	1: Planning	2: Hire A/E	3: Design	4: Hire Contractor	5: Construction	6: Closeout
Planned	Q1 2018	Q2 2018	Q1 2019	Q3 2019	Q2 2020	Q2 2020
New Planned	Q1 2018	Q2 2018	Q1 2019	Q4 2019	Q3 2020	Q2 2021
Actual/Forecast	7/1/2017	9/20/2017	5/3/2018	Q4 2020		

SCOPE:	BUDGET:
Bldg Envelope Impr. (Roof, Window, Ext Wall, etc.)	\$1,428,000
Fire Sprinklers	\$7,000
HVAC Improvements	\$300,000

FLAG: S - Project Delayed

COMMENTS:

Reason: Delays have occurred during the design phase related to clarification in fire sprinkler scope of services and additional civil scope requirements. Remedy: Decision has been made on the fire sprinkler scope of work, and the civil scope of work has been added.

Driftwood Elementary School

SMART Facilities Update by Project Cont.

School Choice Enhancements*

 Phase: **25%** Complete

SCHEDULE:	PH:1 Planning/Design	PH:2 Implement	PH:3 Complete
Planned	Q4 2018	TBD	TBD
Actual	11/2018		

SCOPE:	BUDGET:	FLAG:
School Choice Enhancement	\$100,000	COMMENTS: Planned date for Implementation phase shown as TBD will be provided after voting process has been completed by the school community.

*SCEP projects follows a three-phase design process that begins with planning/design, followed by implementation and finally completion when all items have been delivered and installed.



Driftwood Middle School

2751 NW 70 TERRACE, HOLLYWOOD 33024

Location Num	0861
Board District	1
Board Member	Ann Murray
ADEFP Budget*	\$8,930,700
Total Facilities Budget	\$8,445,700

***NOTE** This quarter reflects the Adopted District Educational Facilities Plan total budget as approved by SBBC in September 2019. This budget includes Technology improvements and Musical Instruments Replacements which are not included in this section of the report.

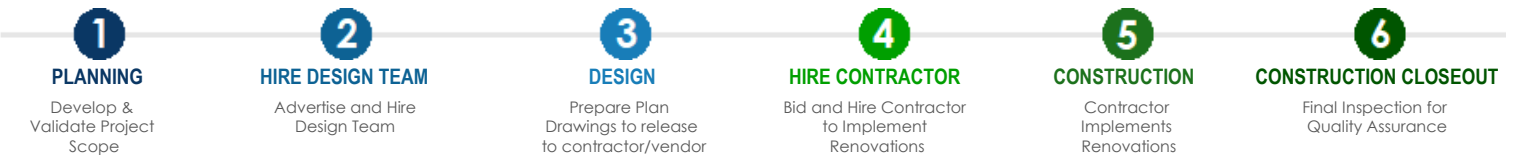
- All dates are based on calendar year. SMART funded projects are included. Only
- Projects without expenditures to date may not show up in the "Financially Active Project Detail Schedule".

PRIMARY PROJECTS CURRENT STATUS: **Construction**

Primary Renovation: Construction in progress. Submittals are being prepared.

School Choice Enhancements: COMPLETE - Voting authorized 11/28/17 - Voting completed 1/31/18. Golf Carts delivered 04/2018. Indoor furniture for the computer lab, including tables, chairs, storage cabinets, bookcases, delivered 11/2018. Athletic equipment will be delivered once the floor in the weight room is replaced. (1) Vacuum delivered 4/2019. Athletic equipment delivered 9/2019.

SMART Facilities Update By Project



Primary Renovation

Phase: **5% Complete**

SCHEDULE: (Calendar Year)	1: Planning	2: Hire A/E	3: Design	4: Hire Contractor	5: Construction	6: Closeout
Planned	Q3 2016	Q3 2016	Q2 2017	Q1 2018	Q3 2018	Q4 2019
New Planned	Q3 2016	Q3 2016	Q2 2017	Q1 2019	Q3 2019	Q4 2020
Actual/Forecast	8/12/2016	9/20/2016	5/2/2017	8/7/2019	8/4/2020	12/8/2021

SCOPE:	BUDGET:
Additional Funding - Board Approved 04/21/20 (JJ-4)	\$2,801,700
Art Room Renovation and Equipment	\$85,000
Bldg Envelope Impr. (Roof, Window, Ext Wall, etc.)	\$2,332,000
Conversion of Existing Space to Music and/or Art Lab(s)	\$284,000
Electrical Improvements	\$675,000
Fire Sprinklers	\$18,000
HVAC Improvements	\$1,808,000
Media Center improvements	\$293,000
Safety / Security Upgrade	\$49,000

FLAG: S - Project Delayed

COMMENTS:
 Original contractual date of substantial completion is 12/8/2021. Contractor is on pace. Delays that occurred during design and bid and award have not been recovered.

Driftwood Middle School

SMART Facilities Update by Project Cont.

School Choice Enhancements*

 Phase: **100%** Complete

SCHEDULE:	PH:1 Planning/Design	PH:2 Implement	PH:3 Complete
Planned	Q1 2016	Q1 2018	Q3 2019
Actual	01/2016	01/2018	09/2019

SCOPE:

School Choice Enhancement

BUDGET:

\$100,000

FLAG:
COMMENTS:

*SCEP projects follows a three-phase design process that begins with planning/design, followed by implementation and finally completion when all items have been delivered and installed.



Eagle Point Elementary School

100 INDIAN TRACE, WESTON 33326

Location Num	3461
Board District	6
Board Member	Laurie Rich Levinson
ADEFP Budget*	\$6,813,450
Total Facilities Budget	\$6,245,450

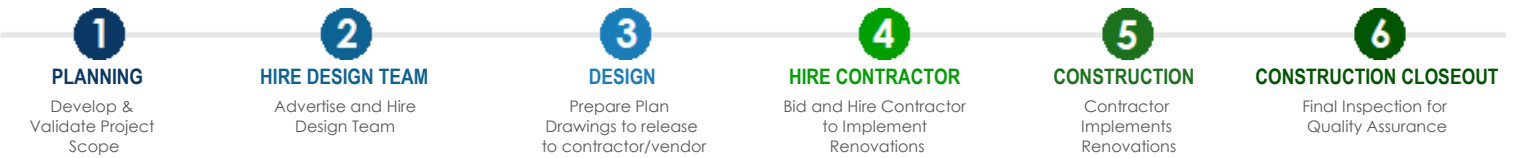
***NOTE** This quarter reflects the Adopted District Educational Facilities Plan total budget as approved by SBBC in September 2019. This budget includes Technology improvements and Musical Instruments Replacements which are not included in this section of the report.
 - All dates are based on calendar year. SMART funded projects are included. Only
 - Projects without expenditures to date may not show up in the "Financially Active Project Detail Schedule".

PRIMARY PROJECTS CURRENT STATUS: **Construction**

Primary Renovation: Construction in progress. Demolition has begun in Building 80. Roofing sub-permit are being revised. Work has halted on Building 80, pending redesign. Notice of Concern has been issued due to work being done without coordination and/or inspections.

School Choice Enhancements: COMPLETED 01/2018 - Voting completed 1/11/16. Portable PA system delivered 12/2016. PIP rubber surfacing project completed 12/2016. Recordex ordered 8/2017, delivered 01/2018.

SMART Facilities Update By Project



Primary Renovation

Phase: **9% Complete**

SCHEDULE: (Calendar Year)	1: Planning	2: Hire A/E	3: Design	4: Hire Contractor	5: Construction	6: Closeout
Planned	Q1 2016	Q1 2016	Q3 2016	Q3 2017	Q1 2018	Q1 2019 Q2 2019
New Planned	Q1 2016	Q1 2016	Q3 2016	Q2 2019	Q4 2019	Q1 2021 Q1 2021
Actual/Forecast	1/6/2016	3/15/2016	9/26/2016	7/1/2019	5/20/2020	7/21/2021

SCOPE:	BUDGET:
Additional Funding - Board Approved 2/4/20 (JJ-1)	\$1,325,450
Art Room Renovation and Equipment	\$65,000
Bldg Envelope Impr. (Roof, Window, Ext Wall, etc.)	\$1,383,000
Conversion of Existing Space to Music and/or Art Lab(s)	\$339,000
Fire Alarm	\$50,000
HVAC Improvements	\$2,847,000
Music Room Renovation	\$136,000

FLAG: S - Delay Possible

COMMENTS:
 Original contractual date of substantial completion is 6/20/2021. Project is currently on pace. Reason: Minor delays have occurred during the design phase and bid and award phase. The design firm took an above average amount of submissions in order to receive a Letter of Recommendation to Permit. The project also required a roofing reality check which caused a delay. Remedy: Construction has begun and is forecasted to result in a five month delay of the entire project schedule.

Eagle Point Elementary School

SMART Facilities Update by Project Cont.

School Choice Enhancements*

 Phase: **100%** Complete

SCHEDULE:	PH:1 Planning/Design	PH:2 Implement	PH:3 Complete
Planned	Q1 2015	Q1 2016	Q4 2017
Actual	11/2015	01/2016	01/2018

SCOPE:

School Choice Enhancement

BUDGET:

\$100,000

FLAG:
COMMENTS:

*SCEP projects follows a three-phase design process that begins with planning/design, followed by implementation and finally completion when all items have been delivered and installed.



Eagle Ridge Elementary School

11 500 WESTVIEW DRIVE, CORAL SPRINGS 33076

Location Num	3441
Board District	4
Board Member	Lori Alhadeff
ADEFP Budget*	\$3,718,383
Total Facilities Budget	\$3,406,383

***NOTE** This quarter reflects the Adopted District Educational Facilities Plan total budget as approved by SBBC in September 2019. This budget includes Technology improvements and Musical Instruments Replacements which are not included in this section of the report.

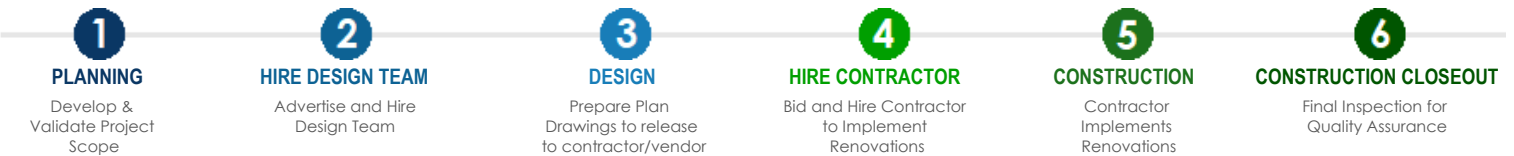
- All dates are based on calendar year. SMART funded projects are included. Only
- Projects without expenditures to date may not show up in the "Financially Active Project Detail Schedule".

PRIMARY PROJECTS CURRENT STATUS: **Construction**

Primary Renovation: Construction in progress. Substantial completion is pending an AC unit installed in one electrical room, training for Fire Alarm Panel maintenance and repair, and the final Mechanical and Fire inspections. Change Order for the A/C in the electrical room has been approved and the design firm is revising the construction documents.

School Choice Enhancements: COMPLETED 01/2018 - Voting completed 09/16. PIP resurfacing completed 01/2017. Morning show equipment delivered 01/2018.

SMART Facilities Update By Project



Primary Renovation

Phase: **99% Complete**

SCHEDULE: (Calendar Year)	1: Planning	2: Hire A/E	3: Design	4: Hire Contractor	5: Construction	6: Closeout
Planned	Q1 2016	Q2 2016	Q4 2016	Q3 2017	Q1 2018	Q1 2019
New Planned	Q1 2016	Q2 2016	Q4 2016	Q3 2017	Q1 2018	Q1 2019
Actual/Forecast	3/9/2016	5/17/2016	11/16/2016	11/16/2017	5/3/2018	3/4/2021

SCOPE:	BUDGET:
Additional Funding - Board Approved 03/20/18 (JJ-4)	\$1,047,383
Fire Alarm	\$294,000
HVAC Improvements	\$1,664,300

FLAG: S - Project Delayed

COMMENTS:

Original contractual date of substantial completion is 7/29/2019. Reason: Delays occurred in Design, and Bid and Award that were not regained during construction. A change order is forthcoming to provide the contractor a time extension. Delays in construction were due to fire alarm scope changes required to comply with the new fire alarm requirements. These delays were not the contractor's fault. Update: Fire Alarm Panel training is required for PPO and revisions to the construction documents are required prior to A/C installation in the electrical room.

Eagle Ridge Elementary School

SMART Facilities Update by Project Cont.

Chiller Replacement

 Phase: **100%** Complete

SCHEDULE: (Calendar Year)	1: Planning	2: Hire A/E	3: Design	4: Hire Contractor	5: Construction	6: Closeout	
Planned	N/A	N/A	N/A	N/A	N/A	N/A	N/A
Actual/Forecast	N/A	N/A	N/A	N/A	N/A	N/A	3/23/2018

SCOPE: HVAC Improvements - Chiller Replacement	BUDGET: \$300,700	FLAG: COMMENTS:
--	-----------------------------	----------------------------------

School Choice Enhancements*

 Phase: **100%** Complete

SCHEDULE:	PH:1 Planning/Design	PH:2 Implement	PH:3 Complete	
Planned	Q1 2015	Q4 2016	Q4 2017	Q4 2017
Actual	11/2015	09/2016	01/2018	01/2018

SCOPE: School Choice Enhancement	BUDGET: \$100,000	FLAG: COMMENTS:
--	-----------------------------	----------------------------------

*SCEP projects follows a three-phase design process that begins with planning/design, followed by implementation and finally completion when all items have been delivered and installed.



Embassy Creek Elementary School

10905 SE LAKE BOULEVARD, COOPER CITY 33026

Location Num	3191
Board District	6
Board Member	Laurie Rich Levinson
ADEFP Budget*	\$5,493,700
Total Facilities Budget	\$4,964,700

***NOTE** This quarter reflects the Adopted District Educational Facilities Plan total budget as approved by SBBC in September 2019. This budget includes Technology improvements and Musical Instruments Replacements which are not included in this section of the report.

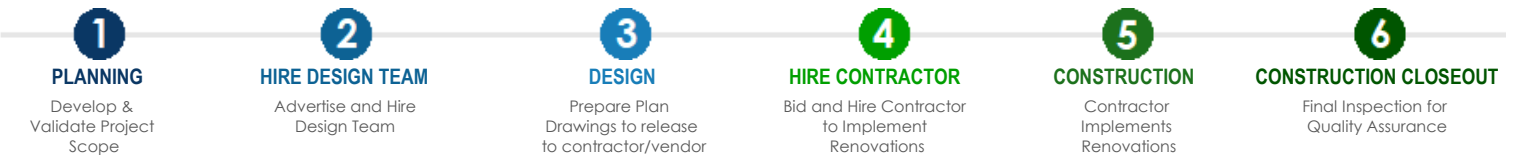
- All dates are based on calendar year. SMART funded projects are included. Only
- Projects without expenditures to date may not show up in the "Financially Active Project Detail Schedule".

PRIMARY PROJECTS CURRENT STATUS: **Construction**

Primary Renovation: Construction in progress. Contractor is revising the roofing submittal in order to receive a roofing sub-permit prior to starting construction. HVAC work is in progress. Demolition of the Art and Music room is in progress.

School Choice Enhancements: COMPLETED 07/2018 - Voting completed 5/10/17. Student laptops delivered 08/2017. Classroom projectors ceiling mounted 10/2017. Cafeteria Partitions permit received 10/2017; construction completed 02/2018. Window blinds installed 02/2018. (7) Laptops delivered 07/2018.

SMART Facilities Update By Project



Primary Renovation

Phase: **45% Complete**

SCHEDULE: (Calendar Year)	1: Planning	2: Hire A/E	3: Design	4: Hire Contractor	5: Construction	6: Closeout
Planned	Q4 2016	Q1 2017	Q4 2017	Q2 2018	Q4 2018	Q4 2019
New Planned	Q4 2016	Q1 2017	Q4 2017	Q2 2019	Q4 2019	Q4 2020
Actual/Forecast	11/18/2016	3/13/2017	8/28/2017	2/19/2019	10/29/2019	3/31/2021

SCOPE:	BUDGET:
Additional Funding - Board Approved 08/06/19 (JJ-1)	\$1,340,700
Art Room Renovation and Equipment	\$65,000
Bldg Envelope Impr. (Roof, Window, Ext Wall, etc.)	\$770,000
Conversion of Existing Space to Music and/or Art Lab(s)	\$339,000
Fire Alarm	\$294,000
HVAC Improvements	\$1,920,000
Music Room Renovation	\$136,000

FLAG: S - Delay Possible

COMMENTS:

Original contractual date of substantial completion is 11/3/2020. Project is currently delayed due to roofing and fire alarm submittal approvals. Fire Alarm submittal has been approved, but the roofing submittal requires additional revisions.

Embassy Creek Elementary School

SMART Facilities Update by Project Cont.

School Choice Enhancements*

 Phase: **100%** Complete

SCHEDULE:	PH:1 Planning/Design	PH:2 Implement	PH:3 Complete
Planned	Q4 2016	Q2 2017	Q2 2018
Actual	12/2016	05/2017	07/2018

SCOPE:

School Choice Enhancement

BUDGET:

\$100,000

FLAG:
COMMENTS:

*SCEP projects follows a three-phase design process that begins with planning/design, followed by implementation and finally completion when all items have been delivered and installed.



Endeavour Primary Learning Center

2701 NW 56 AVENUE, LAUDERHILL 33313

Location Num	3301
Board District	5
Board Member	Dr. Rosalind Osgood
ADEFP Budget*	\$2,612,790
Total Facilities Budget	\$2,460,790

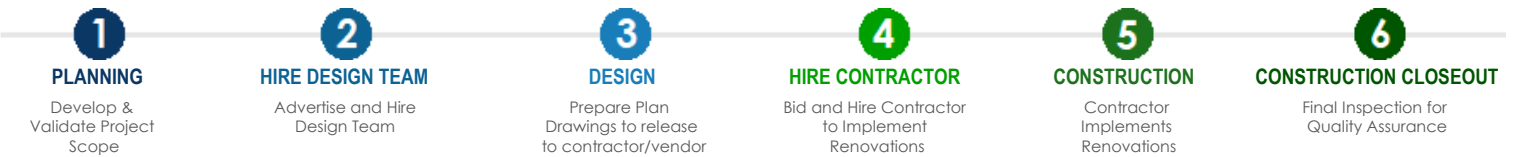
***NOTE** This quarter reflects the Adopted District Educational Facilities Plan total budget as approved by SBBC in September 2019. This budget includes Technology improvements and Musical Instruments Replacements which are not included in this section of the report.
 - All dates are based on calendar year. SMART funded projects are included. Only
 - Projects without expenditures to date may not show up in the "Financially Active Project Detail Schedule".

PRIMARY PROJECTS CURRENT STATUS: **Construction**

Primary Renovation: Construction in progress. Submittals being prepared.

School Choice Enhancements: Kick-off meeting held on 01/07/2018. Ballot received 02/2020. Ballot complies with District Standards. Voting completed 3/2020. Strike for the Main Entrance (Single Point of Entry), Video Equipment for Broadcasting Studio, and a Poster Maker, and playground upgrades (K-2) are on order.

SMART Facilities Update By Project



Primary Renovation

Phase: **15% Complete**

SCHEDULE: (Calendar Year)	1: Planning	2: Hire A/E	3: Design	4: Hire Contractor	5: Construction	6: Closeout
Planned	Q1 2018	Q2 2018	Q4 2018	Q2 2019	Q4 2019	Q2 2020
New Planned	Q1 2018	Q2 2018	Q4 2018	Q3 2019	Q4 2019	Q4 2020
Actual/Forecast	9/1/2017	11/13/2017	4/18/2018	6/3/2019	9/1/2020	6/28/2021

SCOPE:	BUDGET:
Additional Funding - Board Approved 01/14/20 (JJ-5)	\$1,403,790
Bldg Envelope Impr. (Roof, Window, Ext Wall, etc.)	\$599,000
HVAC Improvements	\$358,000

FLAG: **S - Delay Possible**

COMMENTS:
 Original contractual date of substantial completion is 6/28/2021. Project is currently on pace. Delays in bid and award will not be recovered.

School Choice Enhancements*

Phase: **10% Complete**

SCHEDULE:	PH:1 Planning/Design	PH:2 Implement	PH:3 Complete
Planned	Q4 2018	Q1 2020	TBD
Actual	11/2018	03/2020	TBD

SCOPE:	BUDGET:
School Choice Enhancement	\$100,000

FLAG:

COMMENTS:
 Planned dates shown as TBD will be provided after all items have been ordered and funds allocated.

*SCEP projects follows a three-phase design process that begins with planning/design, followed by implementation and finally completion when all items have been delivered and installed.



Everglades Elementary School

2900 BONAVENTURE BOULEVARD, WESTON 33331

Location Num	2942
Board District	6
Board Member	Laurie Rich Levinson
ADEFP Budget*	\$2,941,500
Total Facilities Budget	\$2,444,500

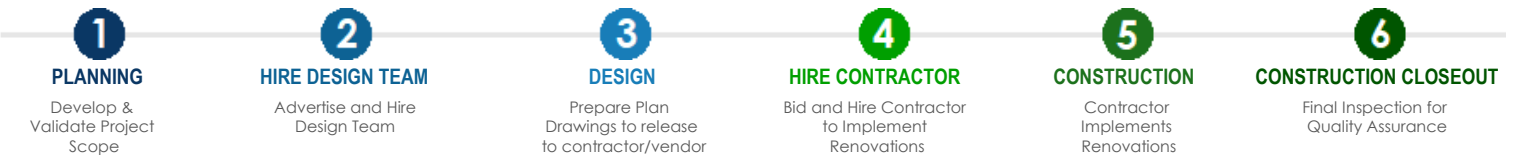
***NOTE** This quarter reflects the Adopted District Educational Facilities Plan total budget as approved by SBBC in September 2019. This budget includes Technology improvements and Musical Instruments Replacements which are not included in this section of the report.
 - All dates are based on calendar year. SMART funded projects are included. Only
 - Projects without expenditures to date may not show up in the "Financially Active Project Detail Schedule".

PRIMARY PROJECTS CURRENT STATUS: **Construction**

Primary Renovation: Construction in progress. Installation of HVAC pumps has been completed. Roofing insulation is 90% complete.

School Choice Enhancements: Voting completed 4/19/17. Student laptops delivered 09/2017. Scholastic Resource Room Upgrade (Media Center) delivered 11/2017. Playground upgrades cancelled due to repurposing of the funds to enhance security 5/2018. Windscreen for the playground delivered 09/2018. Aiphone, Proximity card reader and an Aiphone sub-master installed 6/2019.

SMART Facilities Update By Project



Primary Renovation

Phase: **81% Complete**

SCHEDULE: (Calendar Year)	1: Planning	2: Hire A/E	3: Design	4: Hire Contractor	5: Construction	6: Closeout
Planned	Q4 2016	Q4 2016	Q2 2017	Q4 2017	Q2 2018	Q2 2019
New Planned	Q4 2016	Q4 2016	Q2 2017	Q4 2018	Q2 2019	Q1 2020
Actual/Forecast	10/20/2016	10/20/2016	4/5/2017	11/27/2018	6/19/2019	11/26/2020

SCOPE:	BUDGET:
Additional Funding - Board Approved 05/07/19 (JJ-1)	\$1,132,500
Bldg Envelope Impr. (Roof, Window, Ext Wall, etc.)	\$1,033,000
HVAC Improvements	\$179,000

FLAG: S - Project Delayed

COMMENTS:

Original contractual date of substantial completion is 4/14/2020. Delay Reason: Delays occurred during construction related to the roofing sub-permit process. The roofing sub-permit required multiple submissions for the sub-contractor to receive approval. The sub-permit was received in February 2020. A delay of two months was experienced in bid and award due to the roofing reality check. The roofing sub-permit process has delayed the project an additional five months with an estimated Substantial Completion date in Q4 2020.

Everglades Elementary School

SMART Facilities Update by Project Cont.

School Choice Enhancements*

 Phase: **68% Complete**

SCHEDULE:	PH:1 Planning/Design		PH:2 Implement		PH:3 Complete	
Planned	Q1 2015		Q2 2017		TBD	TBD
Actual	11/2015		04/2017			

SCOPE:	School Choice Enhancement	BUDGET:	\$100,000	FLAG:		COMMENTS:	Planned dates shown as TBD will be provided after all items have been ordered and funds allocated.
---------------	---------------------------	----------------	-----------	--------------	--	------------------	--

*SCEP projects follows a three-phase design process that begins with planning/design, followed by implementation and finally completion when all items have been delivered and installed.



Everglades High School

17100 SW 48 COURT, MIRAMAR 33027

Location Num	3731
Board District	2
Board Member	Patricia Good
ADEFP Budget*	\$8,040,254
Total Facilities Budget	\$6,597,254

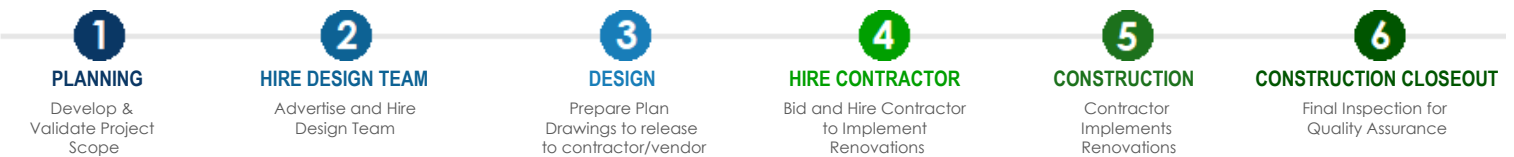
***NOTE** This quarter reflects the Adopted District Educational Facilities Plan total budget as approved by SBBC in September 2019. This budget includes Technology improvements and Musical Instruments Replacements which are not included in this section of the report.
 - All dates are based on calendar year. SMART funded projects are included. Only
 - Projects without expenditures to date may not show up in the "Financially Active Project Detail Schedule".

PRIMARY PROJECTS CURRENT STATUS: **Construction**

Primary Renovation: Construction in progress. Test and Balance is in progress. Roofing and HVAC upgrades are complete. Leak detection system has been installed.

School Choice Enhancements: COMPLETED 03/2018 - Voting authorized 11/28/17 - Voting completed 12/19/17 - (330) laptops delivered 03/2018. (6) Printers delivered 02/2018.

SMART Facilities Update By Project



Primary Renovation

Phase: **98% Complete**

SCHEDULE: (Calendar Year)	1: Planning	2: Hire A/E	3: Design	4: Hire Contractor	5: Construction	6: Closeout
Planned	Q2 2017	Q2 2017	Q1 2018	Q3 2018	Q1 2019	Q1 2020
New Planned	Q2 2017	Q2 2017	Q1 2018	Q2 2019	Q3 2019	Q3 2021
Actual/Forecast	4/14/2017	5/19/2017	12/4/2017	4/3/2019	8/30/2019	11/30/2020

SCOPE:

Additional Funding - Board Approved 08/06/19 (JJ-3)
 Bldg Envelope Impr. (Roof, Window, Ext Wall, etc.)
 HVAC Improvements

BUDGET:

\$2,707,254
 \$2,794,000
 \$875,000

FLAG:

COMMENTS:

Original contractual date of substantial completion is 1/2/2021. Project is currently on pace.

Weight Room

Phase: **100% Complete**

SCHEDULE: (Calendar Year)	1: Planning	2: Hire A/E	3: Design	4: Hire Contractor	5: Construction	6: Closeout
Planned	Q2 2017	Q2 2017	Q3 2017	Q3 2017	Q3 2017	Q4 2017
Actual/Forecast	5/5/2017	5/12/2017	7/13/2017	8/2/2017	11/12/2017	1/10/2018

SCOPE:

Weight Room Renovation

BUDGET:

\$121,000

FLAG:

COMMENTS:

Everglades High School

SMART Facilities Update by Project Cont.

School Choice Enhancements*

 Phase: **100%** Complete

SCHEDULE:	PH:1 Planning/Design	PH:2 Implement	PH:3 Complete
Planned	Q1 2015	Q4 2017	Q1 2018
Actual	11/2015	12/2017	03/2018

SCOPE:

School Choice Enhancement

BUDGET:

\$100,000

FLAG:
COMMENTS:

*SCEP projects follows a three-phase design process that begins with planning/design, followed by implementation and finally completion when all items have been delivered and installed.



Fairway Elementary School

7850 FAIRWAY BOULEVARD, MIRAMAR 33023

Location Num	1641
Board District	2
Board Member	Patricia Good
ADEFP Budget*	\$7,891,900
Total Facilities Budget	\$7,610,900

***NOTE** This quarter reflects the Adopted District Educational Facilities Plan total budget as approved by SBBC in September 2019. This budget includes Technology improvements and Musical Instruments Replacements which are not included in this section of the report.

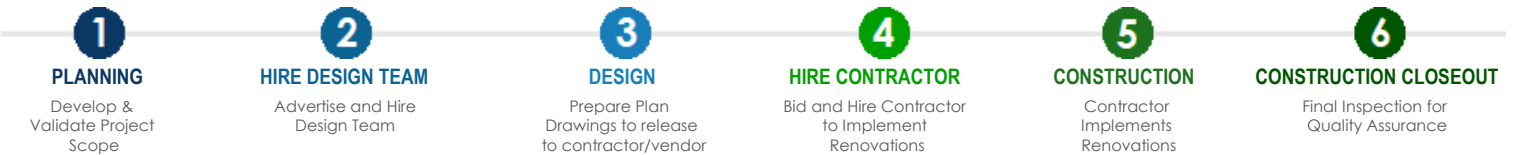
- All dates are based on calendar year. SMART funded projects are included. Only
- Projects without expenditures to date may not show up in the "Financially Active Project Detail Schedule".

PRIMARY PROJECTS CURRENT STATUS: **Construction**

Primary Renovation: Construction in progress. Site lighting and courtyard area sitework is complete. Stucco work for Building 75 is complete. HVAC renovations in cafeteria is nearing completion. Roofing work is in progress.

School Choice Enhancements: COMPLETED 03/2020 - Voting completed 9/2/16. Color poster maker delivered 10/2016. Two-way radios, projectors and document cameras delivered 12/2016. Morning show equipment delivered 01/2017. Sound Stage Projector delivered 11/2017. Cafeteria Sound system delivered 01/2018. Microphones for the sound system installed 02/2018. (30) laptops delivered 04/2018. Marquee completed 08/2018. (3) ThinkPads delivered 12/2018, One laptop and adaptors delivered 08/2019. TV installation completed 05/2019. (1) Desktop M820z delivered 02/2020.

SMART Facilities Update By Project



Primary Renovation

Phase: **73% Complete**

SCHEDULE: (Calendar Year)	1: Planning	2: Hire A/E	3: Design	4: Hire Contractor	5: Construction	6: Closeout
Planned	Q2 2016	Q2 2016	Q1 2017	Q4 2017	Q1 2018	Q1 2019
New Planned	Q2 2016	Q2 2016	Q1 2017	Q1 2019	Q2 2019	Q4 2020
Actual/Forecast	4/18/2016	6/15/2016	2/6/2017	1/18/2019	6/25/2019	12/19/2020

SCOPE:	BUDGET:
Additional Funding - Board Approved 05/07/19 (JJ-2)	\$3,507,900
Bldg Envelope Impr. (Roof, Window, Ext Wall, etc.)	\$1,408,000
Electrical Improvements	\$366,000
Fire Alarm	\$294,000
HVAC Improvements	\$1,570,000
Media Center improvements	\$172,000
Safety / Security Upgrade	\$193,000

FLAG: S - Delay Possible

COMMENTS:
Original contractual date of substantial completion is 8/14/2020. Project is currently delayed by 4 months due to the pace of work during the health crisis.

Fairway Elementary School

SMART Facilities Update by Project Cont.

School Choice Enhancements*

 Phase: **100%** Complete

SCHEDULE:	PH:1 Planning/Design	PH:2 Implement	PH:3 Complete
Planned	Q1 2016	Q4 2016	Q1 2020
Actual	01/2016	09/2016	02/2020

SCOPE:	BUDGET:	FLAG:
School Choice Enhancement	\$100,000	COMMENTS: <div style="border: 1px solid black; height: 30px; width: 100%;"></div>

*SCEP projects follows a three-phase design process that begins with planning/design, followed by implementation and finally completion when all items have been delivered and installed.



Falcon Cove Middle School

4251 BONAVENTURE BOULEVARD, WESTON 33332

Location Num	3622
Board District	6
Board Member	Laurie Rich Levinson
ADEFP Budget*	\$23,566,000
Total Facilities Budget	\$22,888,000

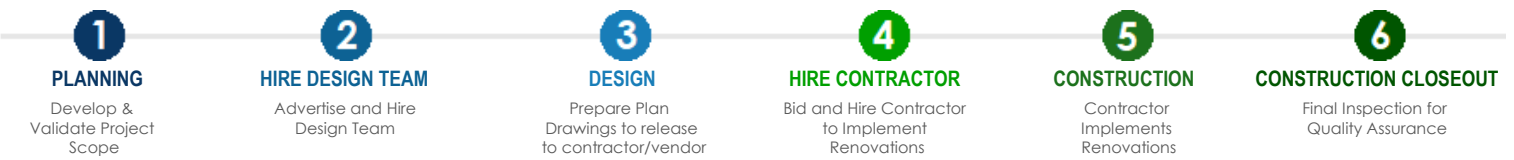
***NOTE** This quarter reflects the Adopted District Educational Facilities Plan total budget as approved by SBBC in September 2019. This budget includes Technology improvements and Musical Instruments Replacements which are not included in this section of the report.
 - All dates are based on calendar year. SMART funded projects are included. Only
 - Projects without expenditures to date may not show up in the "Financially Active Project Detail Schedule".

PRIMARY PROJECTS CURRENT STATUS: **Construction**

Primary Renovation: Construction is in progress. Site drainage work and foundation work is complete. Sheer wall installation in progress. 2nd and 3rd floor build up is in progress.

School Choice Enhancements: COMPLETED 09/2017 - Voting completed 5/26/17. Student laptops delivered 08/2017. Recordex delivered 09/2017.

SMART Facilities Update By Project



Primary Renovation

Phase: **33% Complete**

SCHEDULE: (Calendar Year)	1: Planning	2: Hire A/E	3: Design	4: Hire Contractor	5: Construction	6: Closeout
Planned	Q4 2016	Q4 2016	Q3 2017	Q4 2018	Q3 2019	Q3 2020 Q4 2020
New Planned	Q4 2016	Q4 2016	Q3 2017	Q4 2018	Q3 2019	Q3 2020 Q4 2020
Actual/Forecast	12/5/2016	12/20/2016	6/2/2017	6/20/2019	6/26/2019	3/26/2021

SCOPE:	BUDGET:
Additional Funding - Board Approved 06/11/19 (JJ-10)	\$12,047,000
Bldg Envelope Impr. (Roof, Window, Ext Wall, etc.)	\$880,000
CR Addition to allow for removal of portable buildings	\$9,546,000
HVAC Improvements	\$315,000

FLAG: S - Delay Possible

COMMENTS:
 Original contractual date of substantial completion is 6/30/2020. The project has experienced delays due to as-built conditions in the field differing from the as-built plans for the campus. Additional time was needed to locate and redesign conditions for the water line and sanitary line locations below grade.

Falcon Cove Middle School

SMART Facilities Update by Project Cont.

School Choice Enhancements*

 Phase: **100%** Complete

SCHEDULE:	PH:1 Planning/Design	PH:2 Implement	PH:3 Complete
Planned	Q4 2016	Q2 2017	Q1 2018
Actual	12/2016	05/2017	09/2017

SCOPE:

School Choice Enhancement

BUDGET:

\$100,000

FLAG:
COMMENTS:

*SCEP projects follows a three-phase design process that begins with planning/design, followed by implementation and finally completion when all items have been delivered and installed.



Flamingo Elementary School

1130 SW 133 AVENUE, DAVIE 33325

Location Num	2541
Board District	6
Board Member	Laurie Rich Levinson
ADEFP Budget*	\$5,393,630
Total Facilities Budget	\$2,260,000

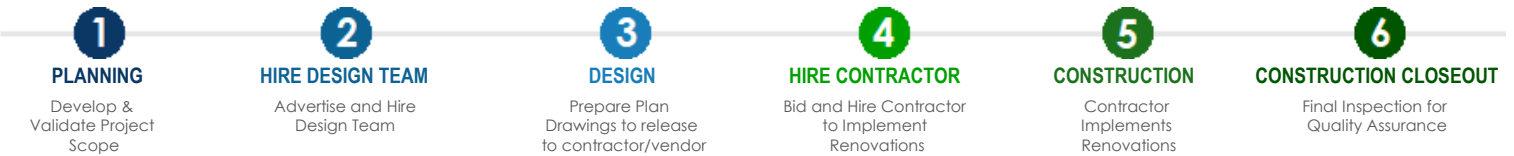
***NOTE** This quarter reflects the Adopted District Educational Facilities Plan total budget as approved by SBBC in September 2019. This budget includes Technology improvements and Musical Instruments Replacements which are not included in this section of the report.
 - All dates are based on calendar year. SMART funded projects are included. Only
 - Projects without expenditures to date may not show up in the "Financially Active Project Detail Schedule".

PRIMARY PROJECTS CURRENT STATUS: **Construction**

Primary Renovation: Construction is in progress. Submittals are being prepared.

School Choice Enhancements: COMPLETED 03/2018 - Voting completed 11/10/2017 - Partial Replacement of sand with PIP Rubber in the playground completed 3/2018. Golf Cart delivered 12/2017. iPad and laptops delivered 01/2018.

SMART Facilities Update By Project



Primary Renovation

Phase: **1% Complete**

SCHEDULE: (Calendar Year)	1: Planning	2: Hire A/E	3: Design	4: Hire Contractor	5: Construction	6: Closeout
Planned	Q2 2017	Q2 2017	Q4 2017	Q3 2018	Q1 2019	Q4 2019
New Planned	Q2 2017	Q2 2017	Q4 2017	Q3 2019	Q4 2019	Q4 2020
Actual/Forecast	12/6/2017	12/6/2017	4/19/2018	11/13/2019	8/24/2020	5/28/2021

SCOPE:	BUDGET:
Additional Funding - Board Approved 05/19/20 (JJ-12)	\$205,000
Bldg Envelope Impr. (Roof, Window, Ext Wall, etc.)	\$227,000
HVAC Improvements	\$1,443,000
Media Center improvements	\$285,000

FLAG: S - Project Delayed

COMMENTS:
 Original contractual date of substantial completion is 5/28/2021. Project is currently on pace. Delays were experienced during the design phase and the bid and award phase which have not been recovered.

School Choice Enhancements*

Phase: **100% Complete**

SCHEDULE:	PH:1 Planning/Design	PH:2 Implement	PH:3 Complete
Planned	Q4 2016	Q4 2017	Q1 2018
Actual	12/2016	11/2017	03/2018

SCOPE:	BUDGET:
School Choice Enhancement	\$100,000

COMMENTS:

*SCEP projects follows a three-phase design process that begins with planning/design, followed by implementation and finally completion when all items have been delivered and installed.



Floranada Elementary School

5251 NE 14 WAY, FORT LAUDERDALE 33334

Location Num	0851
Board District	3
Board Member	Heather P. Brinkworth
ADEFP Budget*	\$3,301,520
Total Facilities Budget	\$2,946,520

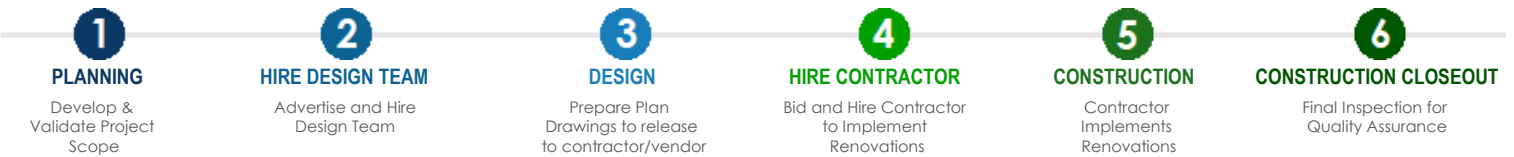
***NOTE** This quarter reflects the Adopted District Educational Facilities Plan total budget as approved by SBBC in September 2019. This budget includes Technology improvements and Musical Instruments Replacements which are not included in this section of the report.
 - All dates are based on calendar year. SMART funded projects are included. Only
 - Projects without expenditures to date may not show up in the "Financially Active Project Detail Schedule".

PRIMARY PROJECTS CURRENT STATUS: Hire Contractor

Primary Renovation: Contractor procurement in progress. Pending execution of the Notice to Proceed.

School Choice Enhancements: COMPLETED 06/2020 - Re-voting completed 05/2017. Due to the delays in procuring the playground, Floranada decided to cancel the playground upgrades. Thirty (30) interactive projectors delivered 07/2017, and installed 08/2017. Digital Marquee submitted for permitting; revise and resubmit on 02/2020. Construction / Installation began 06/2020.

SMART Facilities Update By Project



Primary Renovation

Phase: **75% Complete**

SCHEDULE: (Calendar Year)	1: Planning	2: Hire A/E	3: Design	4: Hire Contractor	5: Construction	6: Closeout
Planned	Q2 2017	Q2 2017	Q1 2018	Q3 2018	Q1 2019	Q1 2020
New Planned	Q2 2017	Q2 2017	Q1 2018	Q3 2019	Q2 2020	Q1 2021
Actual/Forecast	4/1/2017	6/22/2017	12/22/2017	5/31/2019	Q4 2020	

SCOPE:	BUDGET:
Additional Funding - Board Approved 06/23/20 (JJ-2)	\$2,062,840
Bldg Envelope Impr. (Roof, Window, Ext Wall, etc.)	\$718,000
HVAC Improvements	\$58,000

FLAG: **S - Project Delayed**

COMMENTS:

Funding Year 1 thru 3 projects are to take priority for advertisement of bid. The project is funded under Year 4 and has been advertised after the available funding Year 1 thru 3 projects were advertised.

School Choice Enhancements*

Phase: **100% Complete**

SCHEDULE:	PH:1 Planning/Design	PH:2 Implement	PH:3 Complete
Planned	Q1 2015	Q2 2017	Q4 2017
Actual	11/2015	05/2017	06/2020

SCOPE:	BUDGET:
Additional Funding - Board Approved 04/23/19 (JJ-13)	\$7,680
School Choice Enhancement	\$100,000

FLAG:

COMMENTS:

*SCEP projects follows a three-phase design process that begins with planning/design, followed by implementation and finally completion when all items have been delivered and installed.



Forest Glen Middle School

6501 TURTLE RUN BOULEVARD, CORAL SPRINGS 33067

Location Num	3051
Board District	4
Board Member	Lori Alhadeff
ADEFP Budget*	\$9,790,800
Total Facilities Budget	\$9,147,800

***NOTE** This quarter reflects the Adopted District Educational Facilities Plan total budget as approved by SBBC in September 2019. This budget includes Technology improvements and Musical Instruments Replacements which are not included in this section of the report.

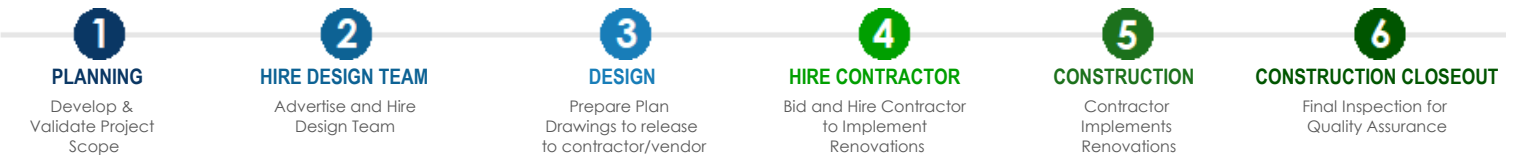
- All dates are based on calendar year. SMART funded projects are included. Only
- Projects without expenditures to date may not show up in the "Financially Active Project Detail Schedule".

PRIMARY PROJECTS CURRENT STATUS: **Construction**

Primary Renovation: Construction in progress. Roofing demolition is complete with renovations in progress. Campus painting scope is in progress. HVAC installation is in progress. Contractor assembling change order for HVAC roofing upgrades.

School Choice Enhancements: COMPLETED 01/2019 - Voting completed 10/11/17 - Murals completed 12/2017. Computer Lab furniture and a TV Studio equipment delivered 03/2018. Computer lab furniture delivered 06/2018. Library Remodeling delivered 06/2018. Gym, bleachers permit issued 12/2018; bleachers installed 01/2019.

SMART Facilities Update By Project



Primary Renovation

Phase: **88% Complete**

SCHEDULE: (Calendar Year)	1: Planning	2: Hire A/E	3: Design	4: Hire Contractor	5: Construction	6: Closeout
Planned	Q4 2016	Q4 2016	Q2 2017	Q1 2018	Q4 2018	Q1 2020
New Planned	Q4 2016	Q4 2016	Q2 2017	Q1 2019	Q2 2019	Q4 2020
Actual/Forecast	10/21/2016	12/6/2016	5/25/2017	1/31/2019	9/13/2019	12/22/2020

SCOPE:	BUDGET:
Additional Funding - Board Approved 06/11/19 (JJ-2)	\$3,858,800
Bldg Envelope Impr. (Roof, Window, Ext Wall, etc.)	\$2,690,000
Fire Sprinklers	\$16,000
HVAC Improvements	\$2,179,739

FLAG: **S - Delay Possible**

COMMENTS:

Original contractual date of substantial completion is 11/22/2020. Project is currently delayed by 3 months due to unforeseen conditions related to the existing conditions of HVAC equipment on site. Update: 2 months of the delays has been recovered with expected substantial completion in December 2020.

Chiller Replacement

Phase: **100% Complete**

SCHEDULE: (Calendar Year)	1: Planning	2: Hire A/E	3: Design	4: Hire Contractor	5: Construction	6: Closeout
Planned	N/A	N/A	N/A	N/A	N/A	N/A
Actual/Forecast	N/A	N/A	N/A	N/A	N/A	N/A

SCOPE:	BUDGET:
HVAC Improvements - Chiller Replacement	\$303,261

FLAG:

COMMENTS:

Forest Glen Middle School

SMART Facilities Update by Project Cont.

School Choice Enhancements*

 Phase: **100%** Complete

SCHEDULE:	PH:1 Planning/Design	PH:2 Implement	PH:3 Complete
Planned	Q4 2016	Q4 2017	Q1 2018
Actual	12/2016	10/2017	01/2019

SCOPE:	BUDGET:	FLAG:
School Choice Enhancement	\$100,000	COMMENTS: <div style="border: 1px solid black; height: 30px; width: 100%;"></div>

*SCEP projects follows a three-phase design process that begins with planning/design, followed by implementation and finally completion when all items have been delivered and installed.



Forest Hills Elementary School

3100 NW 85 AVENUE, CORAL SPRINGS 33065

Location Num	2631
Board District	4
Board Member	Lori Alhadeff
ADEFP Budget*	\$5,097,601
Total Facilities Budget	\$4,912,601

***NOTE** This quarter reflects the Adopted District Educational Facilities Plan total budget as approved by SBBC in September 2019. This budget includes Technology improvements and Musical Instruments Replacements which are not included in this section of the report.

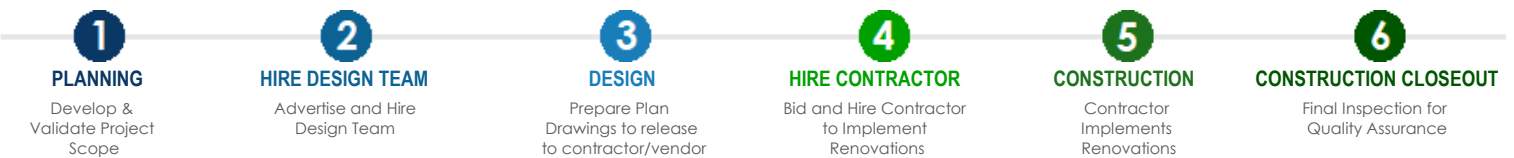
- All dates are based on calendar year. SMART funded projects are included. Only
- Projects without expenditures to date may not show up in the "Financially Active Project Detail Schedule".

PRIMARY PROJECTS CURRENT STATUS: **Construction**

Primary Renovation: Construction is in progress. All work completed, except the roofing renovations. The District has decided to remove the roofing portion of the work from the contractor's scope. Upon approved change order the contractor will begin closeout.

School Choice Enhancements: COMPLETED 06/2019 - PIP rubber surfacing project completed 12/2016. Digital marquee permitted; installation completed 01/2019. Internal Cell Battery delivered 04/2019. (3) Lenovo laptops delivered 06/2019.

SMART Facilities Update By Project



Primary Renovation

Phase: **25% Complete**

SCHEDULE: (Calendar Year)	1: Planning	2: Hire A/E	3: Design	4: Hire Contractor	5: Construction	6: Closeout
Planned	Q4 2016	Q4 2016	Q2 2017	Q4 2017	Q3 2018	Q2 2019
New Planned	Q4 2016	Q4 2016	Q2 2017	Q4 2017	Q3 2018	Q2 2019
Actual/Forecast	10/20/2016	10/20/2016	4/10/2017	3/27/2018	8/1/2018	1/31/2021

SCOPE:	BUDGET:
Additional Funding - Board Approved 06/26/18 (JJ-5)	\$1,083,601
Bldg Envelope Impr. (Roof, Window, Ext Wall, etc.)	\$1,071,000
Fire Sprinklers	\$81,000
Media Center improvements	\$184,000

FLAG: S - Project Delayed

COMMENTS:

Original contractual date of substantial completion is 2/2/2019. Reason: Delays occurred during construction related to the roofing sub-permit. Remedy: The District has decided to remove the roofing portion from the contractors scope of work. The contractor will begin closeout once the change order is approved.

Forest Hills Elementary School

SMART Facilities Update by Project Cont.

Fire Alarm

Phase: **94% Complete**

SCHEDULE: (Calendar Year)	1: Planning	2: Hire A/E	3: Design	4: Hire Contractor	5: Construction	6: Closeout
Planned	Q4 2016	Q4 2016	Q2 2017	Q4 2017	Q3 2018	Q2 2019
New Planned	Q4 2016	Q4 2016	Q2 2017	Q4 2017	Q3 2018	Q2 2019
Actual/Forecast	10/20/2016	10/20/2016	4/10/2017	Q4 2020		

SCOPE: Fire Alarm	BUDGET: \$293,000	FLAG: S - Project Delayed
COMMENTS: Reason: Previous delays in the design phase occurred when the project was put on hold for coordination with the Primary Renovation. At this time the delays are now the requirement for additional funding to add a voice activation system to the Fire Alarm. Multiple bids have been required to receive a competitive cost for design and construction by a CSMP Fire Alarm Contractor. Remedy Update: The project is pending Board approval for additional funding prior to finishing design and having the contractor perform with the Primary Renovation.		

AHU Replacement

Phase: **100% Complete**

SCHEDULE: (Calendar Year)	1: Planning	2: Hire A/E	3: Design	4: Hire Contractor	5: Construction	6: Closeout
Planned	N/A	N/A	N/A	N/A	N/A	N/A
Actual/Forecast	N/A	N/A	N/A	N/A	N/A	7/12/2017

SCOPE: Replace existing AHUs with new.	BUDGET: \$2,100,000	FLAG:
COMMENTS:		

School Choice Enhancements*

Phase: **100% Complete**

SCHEDULE:	PH:1 Planning/Design	PH:2 Implement	PH:3 Complete
Planned	Q1 2015	N/A	Q1 2018
Actual	11/2015	N/A	06/2019

SCOPE: School Choice Enhancement	BUDGET: \$100,000	FLAG:
COMMENTS:		

*SCEP projects follows a three-phase design process that begins with planning/design, followed by implementation and finally completion when all items have been delivered and installed.



Fort Lauderdale High School

1600 NE 4 AVENUE, FORT LAUDERDALE 33305

Location Num	0951
Board District	3
Board Member	Heather P. Brinkworth
ADEFP Budget*	\$7,061,415
Total Facilities Budget	\$3,993,887

***NOTE** This quarter reflects the Adopted District Educational Facilities Plan total budget as approved by SBBC in September 2019. This budget includes Technology improvements and Musical Instruments Replacements which are not included in this section of the report.

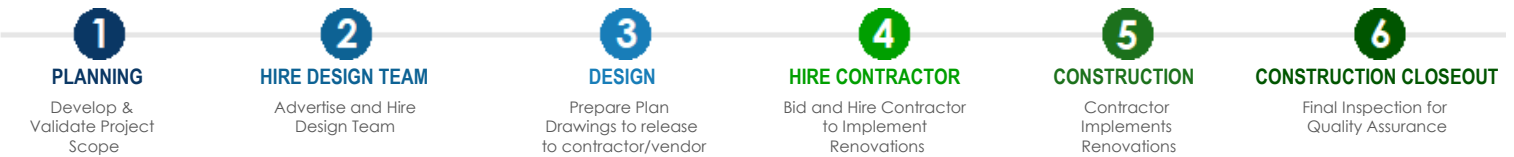
- All dates are based on calendar year. SMART funded projects are included. Only
- Projects without expenditures to date may not show up in the "Financially Active Project Detail Schedule".

PRIMARY PROJECTS CURRENT STATUS: **Construction**

Primary Renovation: Construction in progress. Submittals are in progress. Roofing renovations are in progress.

School Choice Enhancements: COMPLETED 09/2018 - Voting completed 10/9/17 - Golf carts delivered 02/2018. New digital scoreboard tables delivered 04/2018. New Digital Marquee completed 08/2018. Outdoor concrete patio tables delivered and installed 09/2018.

SMART Facilities Update By Project



Primary Renovation

Phase: **70% Complete**

SCHEDULE: (Calendar Year)	1: Planning	2: Hire A/E	3: Design	4: Hire Contractor	5: Construction	6: Closeout
Planned	Q3 2016	Q4 2016	Q2 2017	Q1 2018	Q3 2018	Q3 2019
New Planned	Q3 2016	Q4 2016	Q2 2017	Q2 2019	Q3 2019	Q3 2020
Actual/Forecast	9/2/2016	10/18/2016	4/27/2017	3/22/2019	10/17/2019	2/28/2021

SCOPE:	BUDGET:
Additional Funding - Board Approved 08/06/19 (JJ-2)	\$1,363,887
Bldg Envelope Impr. (Roof, Window, Ext Wall, etc.)	\$556,000
Electrical Improvements	\$692,000
HVAC Improvements	\$1,161,000

FLAG: S - Project Delayed

COMMENTS:
 Original contractual date of substantial completion is 10/7/2020. Project is delayed by four months due to the submittal process and pace of work during the health crisis.

Weight Room

Phase: **100% Complete**

SCHEDULE: (Calendar Year)	1: Planning	2: Hire A/E	3: Design	4: Hire Contractor	5: Construction	6: Closeout
Planned	Q4 2017	Q4 2017	Q4 2017	Q2 2018	Q2 2018	Q3 2018
Actual/Forecast	9/18/2017	10/26/2017	11/16/2017	2/26/2018	3/15/2018	7/25/2018

SCOPE:	BUDGET:
Weight Room Renovation	\$121,000

FLAG:

COMMENTS:

Fort Lauderdale High School

SMART Facilities Update by Project Cont.

School Choice Enhancements*

 Phase: **100% Complete**

SCHEDULE:	PH:1 Planning/Design	PH:2 Implement	PH:3 Complete
Planned	Q1 2015	Q4 2017	Q2 2018
Actual	11/2015	10/2017	09/2018

SCOPE:

School Choice Enhancement

BUDGET:

\$100,000

FLAG:
COMMENTS:

*SCEP projects follows a three-phase design process that begins with planning/design, followed by implementation and finally completion when all items have been delivered and installed.



Fox Trail Elementary School

1250 NOB HILL ROAD, DAVIE 33324

Location Num	3531
Board District	6
Board Member	Laurie Rich Levinson
ADEFP Budget*	\$1,969,150
Total Facilities Budget	\$1,497,150

***NOTE** This quarter reflects the Adopted District Educational Facilities Plan total budget as approved by SBBC in September 2019. This budget includes Technology improvements and Musical Instruments Replacements which are not included in this section of the report.

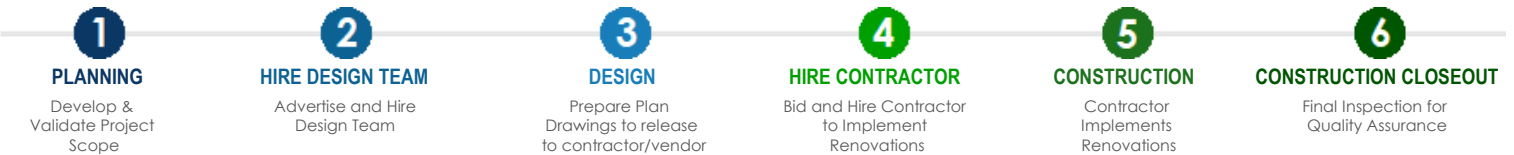
- All dates are based on calendar year. SMART funded projects are included. Only
- Projects without expenditures to date may not show up in the "Financially Active Project Detail Schedule".

PRIMARY PROJECTS CURRENT STATUS: **Construction**

Primary Renovation: Construction in progress. The installation of the window sealant, interior floor joint expansion in Building 80 has been completed. The flooring and installation of the cabinets in the Art and Music rooms has been completed. The roofing installation for Building 80 has begun.

School Choice Enhancements: COMPLETED 08/2020 - Voting authorized 1/16/18 - Voting completed 1/31/18 - (47) laptops delivered 07/2018. Desk and drawer file delivered 09/2018. Front office desk, office chairs delivered 01/2019. Playground upgrades permitted 01/2019; fabrication in progress. Pre-construction meeting scheduled 05/09/2019. Construction began 12/2019. Completed 04/2020. Murals completed 08/2020.

SMART Facilities Update By Project



Primary Renovation

Phase: **25% Complete**

SCHEDULE: (Calendar Year)	1: Planning	2: Hire A/E	3: Design	4: Hire Contractor	5: Construction	6: Closeout
Planned	Q2 2017	Q2 2017	Q1 2018	Q3 2018	Q1 2019	Q4 2019
New Planned	Q2 2017	Q2 2017	Q1 2018	Q2 2019	Q4 2019	Q4 2020
Actual/Forecast	4/6/2017	4/19/2017	11/17/2017	2/21/2019	7/14/2020	2/1/2021

SCOPE:	BUDGET:
Additional Funding - Board Approved 04/14/20 (15)	\$627,150
Art Room Renovation and Equipment	\$65,000
Bldg Envelope Impr. (Roof, Window, Ext Wall, etc.)	\$154,000
Conversion of Existing Space to Music and/or Art Lab(s)	\$339,000
HVAC Improvements	\$76,000
Music Room Renovation	\$136,000

FLAG: **S** - Delay Possible

COMMENTS:
 Original contractual date of substantial completion is 2/1/2021. Project is on pace. Delays from bid and award will not be recovered.

Fox Trail Elementary School

SMART Facilities Update by Project Cont.

School Choice Enhancements*

 Phase: **96%** Complete

SCHEDULE:	PH:1 Planning/Design	PH:2 Implement	PH:3 Complete
Planned	Q1 2015	Q1 2018	Q3 2018
Actual	11/2016	01/2018	08/2020
SCOPE:	BUDGET:		
School Choice Enhancement	\$100,000		
FLAG:			
COMMENTS:			

*SCEP projects follows a three-phase design process that begins with planning/design, followed by implementation and finally completion when all items have been delivered and installed.



Gator Run Elementary School

1101 GLADES PARKWAY, WESTON 33327

Location Num	3642
Board District	6
Board Member	Laurie Rich Levinson
ADEFP Budget*	\$6,781,323
Total Facilities Budget	\$4,206,323

***NOTE** This quarter reflects the Adopted District Educational Facilities Plan total budget as approved by SBBC in September 2019. This budget includes Technology improvements and Musical Instruments Replacements which are not included in this section of the report.

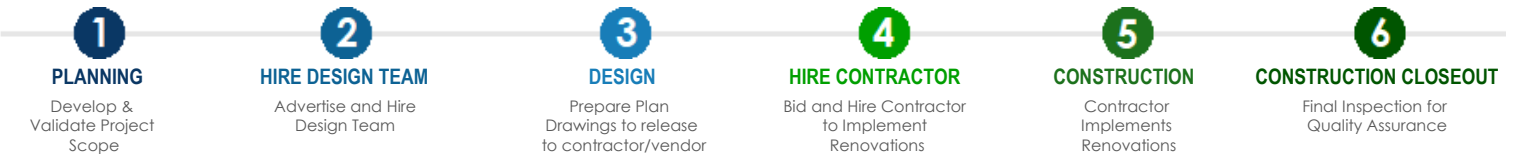
- All dates are based on calendar year. SMART funded projects are included. Only
- Projects without expenditures to date may not show up in the "Financially Active Project Detail Schedule".

PRIMARY PROJECTS CURRENT STATUS: Construction

Primary Renovation: Construction in progress. HVAC scope of work in Buildings 1, 3 and 80 is complete. Art lab renovations are complete. Music room renovations in progress. Light Weight Insulating Concrete pour is in progress for roofing renovations at Building 1.

School Choice Enhancements: COMPLETED 12/2018 - Voting completed 5/23/17. Apple iPad, furniture for the media center, Kindle Fire for classroom use, media center furniture and teacher chairs delivered 08/2017. Recordex Interactive Systems delivered 10/2017. Media Center furniture delivered and installed 01/2018. Covered outdoor classroom has been cancelled; the school repurposed the funds to implement minor security enhancements. Electric door strikes, and proximity pads installed 12/2018.

SMART Facilities Update By Project



Primary Renovation

Phase: **70% Complete**

SCHEDULE: (Calendar Year)	1: Planning	2: Hire A/E	3: Design	4: Hire Contractor	5: Construction	6: Closeout
Planned	Q4 2016	Q4 2016	Q3 2017	Q2 2018	Q4 2018	Q4 2019
New Planned	Q4 2016	Q4 2016	Q3 2017	Q1 2019	Q2 2019	Q2 2020
Actual/Forecast	10/21/2016	12/6/2016	5/23/2017	1/4/2019	5/20/2019	11/22/2020

SCOPE:	BUDGET:
Additional Funding - Board Approved 4/23/19 (JJ-4)	\$1,535,323
Art Room Renovation and Equipment	\$65,000
Bldg Envelope Impr. (Roof, Window, Ext Wall, etc.)	\$1,428,000
Conversion of Existing Space to Music and/or Art Lab(s)	\$339,000
HVAC Improvements	\$603,000
Music Room Renovation	\$136,000

FLAG: S - Project Delayed

COMMENTS:

Original contractual date of substantial completion is 5/26/2020. Project is currently delayed 6 months due to multiple submissions of the roofing sub-permit.

Gator Run Elementary School

SMART Facilities Update by Project Cont.

School Choice Enhancements*

Phase: **100%** Complete

SCHEDULE:	PH:1 Planning/Design	PH:2 Implement	PH:3 Complete
Planned	Q1 2015	Q2 2017	Q1 2018
Actual	11/2015	05/2017	12/2018

SCOPE:

School Choice Enhancement

BUDGET:

\$100,000

FLAG:

COMMENTS:

*SCEP projects follows a three-phase design process that begins with planning/design, followed by implementation and finally completion when all items have been delivered and installed.



Glades Middle School

16700 SW 48 COURT, MIRAMAR 33027

Location Num	2021
Board District	2
Board Member	Patricia Good
ADEFP Budget*	\$892,000
Total Facilities Budget	\$486,000

***NOTE** This quarter reflects the Adopted District Educational Facilities Plan total budget as approved by SBBC in September 2019. This budget includes Technology improvements and Musical Instruments Replacements which are not included in this section of the report.

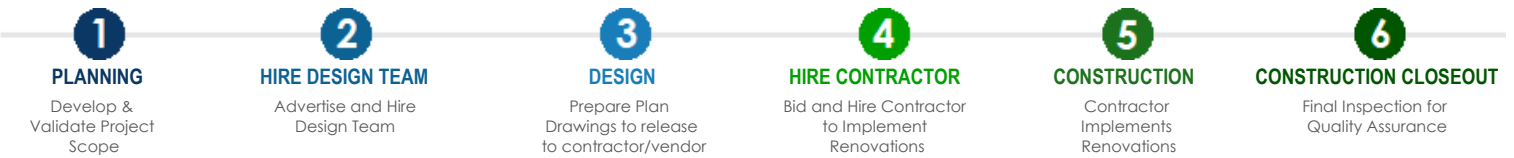
- All dates are based on calendar year. SMART funded projects are included. Only
- Projects without expenditures to date may not show up in the "Financially Active Project Detail Schedule".

PRIMARY PROJECTS CURRENT STATUS: Hire Contractor

Primary Renovation: Contractor procurement in progress. Pending scope decisions by the District prior to continuing with the contractor procurement.

School Choice Enhancements: COMPLETED 05/2018 - Voting completed 1/23/17. Apple iPads, books delivered 08/2017. Tablets delivered 09/2017. Recordex, Laptops and P.E. Equipment delivered 10/2017. Camera for TV Production system delivered 11/2017. Technology supplies delivered 03/2018. HDMI cables delivered 05/2018.

SMART Facilities Update By Project



Primary Renovation

Phase: **50% Complete**

SCHEDULE: (Calendar Year)	1: Planning	2: Hire A/E	3: Design	4: Hire Contractor	5: Construction	6: Closeout
Planned	Q2 2017	Q2 2017	Q1 2018	Q3 2018	Q1 2019	Q4 2019
New Planned	Q2 2017	Q2 2017	Q1 2018	Q1 2019	Q3 2019	Q3 2020
Actual/Forecast	4/6/2017	4/19/2017	11/17/2017	1/25/2019	Q2 2021	

SCOPE:	BUDGET:
Bldg Envelope Impr. (Roof, Window, Ext Wall, etc.)	\$78,000
HVAC Improvements	\$308,000

FLAG: S - Project Delayed

COMMENTS:

Reason: Delays have occurred during the Bid and Award phase due to difficulties in receiving correct quotes from multiple contractors. Remedy: Decisions will be required by the District related to the scope of the project. There is a potential cost savings thru value engineering of the design.

Glades Middle School

SMART Facilities Update by Project Cont.

School Choice Enhancements*

 Phase: **100%** Complete

SCHEDULE:	PH:1 Planning/Design	PH:2 Implement	PH:3 Complete
Planned	Q1 2015	Q1 2017	Q4 2017
Actual	11/2015	01/2017	05/2018

SCOPE:

School Choice Enhancement

BUDGET:

\$100,000

FLAG:
COMMENTS:

*SCEP projects follows a three-phase design process that begins with planning/design, followed by implementation and finally completion when all items have been delivered and installed.



Griffin Elementary School

5050 SW 116 AVENUE, COOPER CITY 33330

Location Num	2851
Board District	6
Board Member	Laurie Rich Levinson
ADEFP Budget*	\$4,868,143
Total Facilities Budget	\$4,226,208

***NOTE** This quarter reflects the Adopted District Educational Facilities Plan total budget as approved by SBBC in September 2019. This budget includes Technology improvements and Musical Instruments Replacements which are not included in this section of the report.

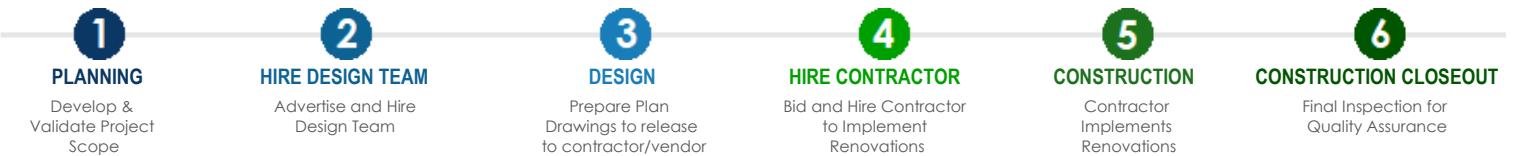
- All dates are based on calendar year. SMART funded projects are included. Only
- Projects without expenditures to date may not show up in the "Financially Active Project Detail Schedule".

PRIMARY PROJECTS CURRENT STATUS: **Construction**

Primary Renovation: Construction in progress. Pending final roofing and fire alarm inspections. Test and Balance report pending. Processing change orders prior to substantial completion.

School Choice Enhancements: COMPLETED 03/2020 - Voting completed on 6/13/16. (20) projectors, (30) student computers and (20) document cameras delivered and installed 8/2016. Marquee completed 05/2018. New structure for Pre K-2 playground permitted 03/2019; construction complete 06/2019. (2) tables, (4) café stack chairs, (2) 2-seat sofa arm chairs delivered 03/2020.

SMART Facilities Update By Project



Primary Renovation

Phase: **98% Complete**

SCHEDULE: (Calendar Year)	1: Planning	2: Hire A/E	3: Design	4: Hire Contractor	5: Construction	6: Closeout
Planned	Q1 2016	Q1 2016	Q3 2016	Q2 2017	Q4 2017	Q4 2018
New Planned	Q1 2016	Q1 2016	Q3 2016	Q2 2017	Q4 2017	Q4 2019
Actual/Forecast	1/6/2016	3/15/2016	9/23/2016	5/4/2018	9/4/2018	3/26/2021

SCOPE:	BUDGET:
Additional Funding - Board Approved 07/24/18 (JJ-1)	\$1,868,208
Bldg Envelope Impr. (Roof, Window, Ext Wall, etc.)	\$958,000
Fire Alarm	\$294,000
HVAC Improvements	\$585,000
Media Center improvements	\$313,000
PE/Athletic Improvements	\$10,000
Safety / Security Upgrade	\$98,000

FLAG: S - Project Delayed

COMMENTS:

Original contractual date of substantial completion is 10/29/2019. Reason: Delays occurred during construction related to the roofing sub-permit. Additional delays were experienced during roofing inspections. The contractor was requiring additional improvements to pass inspections. Remedy: Pending change order prior to final inspections.

Griffin Elementary School

SMART Facilities Update by Project Cont.

School Choice Enhancements*

 Phase: **100%** Complete

SCHEDULE:	PH:1 Planning/Design	PH:2 Implement	PH:3 Complete
Planned	Q1 2016	Q2 2016	Q1 2020
Actual	01/2016	06/2016	03/2020
SCOPE:	BUDGET:		FLAG:
School Choice Enhancement	\$100,000		COMMENTS:

*SCEP projects follows a three-phase design process that begins with planning/design, followed by implementation and finally completion when all items have been delivered and installed.



Gulfstream Academy of Hallandale Beach K-8 (f.k.a. Hallandale Adult & Community Center)

1000 SW 3RD STREET, HALLANDALE 33009

Location Num	0592
Board District	1
Board Member	Ann Murray
ADEFP Budget*	\$5,973,700
Total Facilities Budget	\$5,644,700

***NOTE** This quarter reflects the Adopted District Educational Facilities Plan total budget as approved by SBBC in September 2019. This budget includes Technology improvements and Musical Instruments Replacements which are not included in this section of the report.

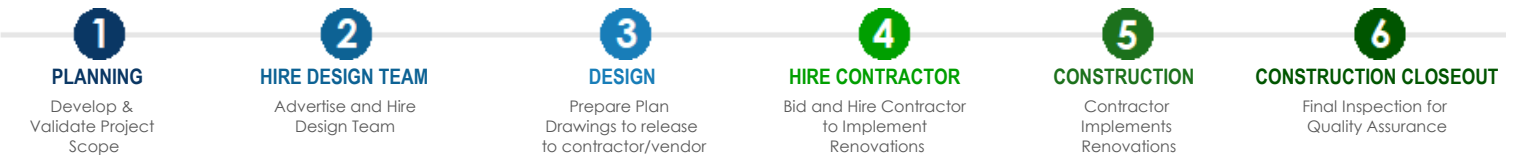
- All dates are based on calendar year. SMART funded projects are included. Only
- Projects without expenditures to date may not show up in the "Financially Active Project Detail Schedule".

PRIMARY PROJECTS CURRENT STATUS: **Construction**

Primary Renovation: Construction in progress. All buildings have received Certificate of Occupancy except Building 12. Electrical work and coordination with FPL on going to finish work at Building 12. Pending District decision on wood canopy demolition at Building 12.

School Choice Enhancements: COMPLETED 02/2018 - Voting completed 11/14/16. Student laptops and carts delivered 03/2017. Phase 1 for murals completed 01/2018. Phase two for murals completed 02/2018.

SMART Facilities Update By Project



Primary Renovation

Phase: **95% Complete**

SCHEDULE: (Calendar Year)	1: Planning	2: Hire A/E	3: Design	4: Hire Contractor	5: Construction	6: Closeout
Planned	Q3 2016	Q3 2016	Q3 2017	Q2 2018	Q3 2018	Q4 2019
New Planned	Q3 2016	Q3 2016	Q3 2017	Q1 2019	Q2 2019	Q4 2020
Actual/Forecast	8/1/2016	9/20/2016	5/22/2017	12/20/2018	5/20/2019	11/30/2020

SCOPE:	BUDGET:
Bldg Envelope Impr. (Roof, Window, Ext Wall, etc.)	\$199,700
Electrical Improvements	\$319,000
Fire Sprinklers	\$692,000
HVAC Improvements	\$1,374,158
Improvements to or Replacement of building 1	\$436,000
Improvements to or Replacement of building 12	\$267,000
Improvements to or Replacement of building 7	\$270,000
Improvements to or Replacement of building 9	\$1,301,000
Media Center improvements	\$133,000
Safety / Security Upgrade	\$131,000

FLAG:

COMMENTS:
 Original contractual date of substantial completion is 6/26/2020. Project is currently delayed by five months due to health crisis. Last portion of work is nearing completion.

Gulfstream Academy of Hallandale Beach K-8 (f.k.a. Hallandale Adult & Community Center)

SMART Facilities Update by Project Cont.

FCU Replacement

 Phase: **100% Complete**

SCHEDULE: (Calendar Year)	1: Planning	2: Hire A/E	3: Design	4: Hire Contractor	5: Construction	6: Closeout
Planned	N/A	N/A	N/A	N/A	N/A	N/A
Actual/Forecast	N/A	N/A	N/A	N/A	N/A	N/A

SCOPE: HVAC Improvements - FCU Replacement	BUDGET: \$38,842	FLAG: <input type="text" value="COMMENTS:"/>
--	----------------------------	--

Roofing

 Phase: **100% Complete**

SCHEDULE: (Calendar Year)	1: Planning	2: Hire A/E	3: Design	4: Hire Contractor	5: Construction	6: Closeout
Planned	N/A	N/A	N/A	N/A	N/A	N/A
Actual/Forecast	N/A	N/A	N/A	N/A	N/A	10/12/2015

SCOPE: Re-Roof Buildings #13 & 14	BUDGET: \$383,000	FLAG: <input type="text" value="COMMENTS:"/>
---	-----------------------------	--

School Choice Enhancements*

 Phase: **100% Complete**

SCHEDULE:	PH:1 Planning/Design	PH:2 Implement	PH:3 Complete
Planned	Q1 2016	Q4 2016	Q3 2017
Actual	01/2016	11/2016	02/2018

SCOPE: School Choice Enhancement	BUDGET: \$100,000	FLAG: <input type="text" value="COMMENTS:"/>
--	-----------------------------	--

*SCEP projects follows a three-phase design process that begins with planning/design, followed by implementation and finally completion when all items have been delivered and installed.



Gulfstream Academy of Hallandale Beach K-8 (f.k.a. Hallandale Elementary)

900 SW 8TH STREET, HALLANDALE 33009

Location Num	0131
Board District	1
Board Member	Ann Murray
ADEFP Budget*	\$1,665,000
Total Facilities Budget	\$1,190,000

***NOTE** This quarter reflects the Adopted District Educational Facilities Plan total budget as approved by SBBC in September 2019. This budget includes Technology improvements and Musical Instruments Replacements which are not included in this section of the report.

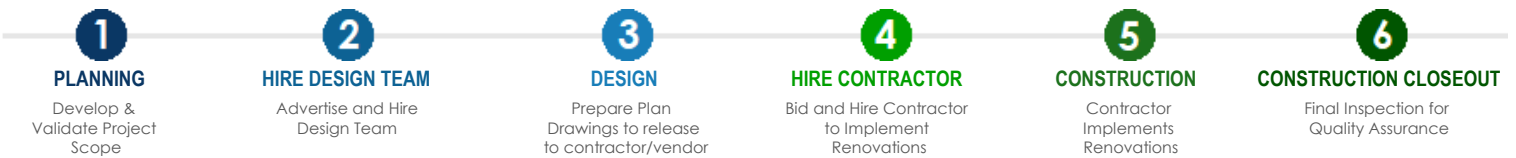
- All dates are based on calendar year. SMART funded projects are included. Only
- Projects without expenditures to date may not show up in the "Financially Active Project Detail Schedule".

PRIMARY PROJECTS CURRENT STATUS: Hire Contractor

Primary Renovation: Contractor procurement is in progress. Board approval to award contract scheduled for October 2020.

School Choice Enhancements: This \$100k will not be disbursed since Gulfstream Academy (formerly know as Hallandale Adult Center) is using the \$100k allocated for the campus.

SMART Facilities Update By Project



Primary Renovation

Phase: **30% Complete**

SCHEDULE: (Calendar Year)	1: Planning	2: Hire A/E	3: Design	4: Hire Contractor	5: Construction	6: Closeout
Planned	Q1 2018	Q2 2018	Q2 2018	Q1 2019	Q3 2019	Q3 2020
New Planned	Q1 2018	Q2 2018	Q2 2018	Q4 2019	Q1 2020	Q1 2021
Actual/Forecast	6/1/2017	8/30/2017	4/18/2018	10/28/2019	Q1 2021	

SCOPE:	BUDGET:
Bldg Envelope Impr. (Roof, Window, Ext Wall, etc.)	\$414,000
HVAC Improvements	\$676,000

FLAG: S - Project Delayed

COMMENTS:
 Funding Year 1 thru 3 projects are to take priority for advertisement of bid. The project is funded under Year 4 and will be advertised after the funding Year 1 thru 3 projects that are prepared for advertisement.

Gulfstream Academy of Hallandale Beach K-8 (f.k.a. Hallandale Elementary)

SMART Facilities Update by Project Cont.

School Choice Enhancements*

SCHEDULE:	PH:1 Planning/Design	PH:2 Implement	PH:3 Complete
Planned	N/A	N/A	N/A
Actual			

SCOPE:	BUDGET:	FLAG:
School Choice Enhancement	\$100,000	COMMENTS: The campus was created by combining Hallandale Elementary School with Hallandale Adult and Community Center. The \$100,000 associated with Hallandale ES (Yr 5 funds) will not be used since Gulfstream Academy of Hallandale Beach K-8 used the SCEP Funds.

*SCEP projects follows a three-phase design process that begins with planning/design, followed by implementation and finally completion when all items have been delivered and installed.



Gulfstream Early Learning Center of Excellence (f.k.a. Gulfstream Middle School)

120 SW 4 AVENUE, HALLANDALE 33009

Location Num	3931
Board District	1
Board Member	Ann Murray
ADEFP Budget*	\$6,713,492
Total Facilities Budget	\$6,430,000

***NOTE** This quarter reflects the Adopted District Educational Facilities Plan total budget as approved by SBBC in September 2019. This budget includes Technology improvements and Musical Instruments Replacements which are not included in this section of the report.

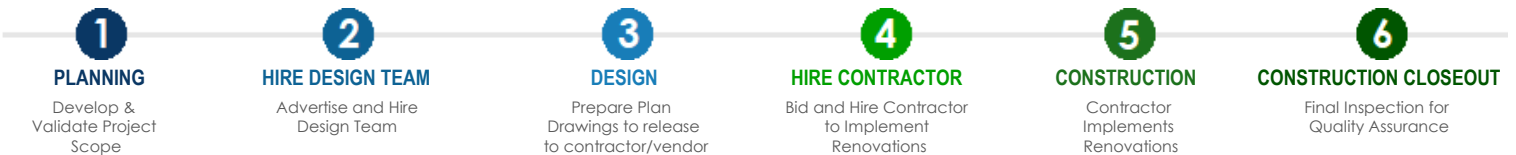
- All dates are based on calendar year. SMART funded projects are included. Only
- Projects without expenditures to date may not show up in the "Financially Active Project Detail Schedule".

PRIMARY PROJECTS CURRENT STATUS: Hire Contractor

Primary Renovation: Contractor procurement in progress. Pending final signatures for the Notice to Proceed with Construction.

School Choice Enhancements: Principal's letter initiated 11/30/2018 for Year 5 group. Funding for this school was approved 10/2018. Kick-off meeting held on 2/26/2019. Voting authorized 3/21/2019. P-Number requested 4/19/2019. Bathroom renovation drawings submitted for permitting 7/23/2019. Gator delivered 8/2019. Outdoor benches and (5) two-way radios delivered 12/2019. Bathroom renovation (two stalls) LOR issued; acquiring a contractor.

SMART Facilities Update By Project



Primary Renovation

Phase: **95% Complete**

SCHEDULE: (Calendar Year)	1: Planning	2: Hire A/E	3: Design	4: Hire Contractor	5: Construction	6: Closeout
Planned	Q2 2017	Q3 2017	Q1 2018	Q4 2018	Q2 2019	Q2 2020
New Planned	Q2 2017	Q3 2017	Q1 2018	Q4 2019	Q2 2020	Q2 2021
Actual/Forecast	5/1/2017	7/24/2017	1/17/2018	2/14/2020	Q4 2020	

SCOPE:	BUDGET:
Additional Funding - Board Approved 8/19/20 (JJ-2)	\$1,584,000
Bldg Envelope Impr. (Roof, Window, Ext Wall, etc.)	\$946,264
Fire Alarm	\$487,000
Funding Repurposed - Board Approved 8/19/2020 (JJ-2)	\$1,674,637
HVAC Improvements	\$1,556,099
Improvements to or Replacement of building 4	\$82,000

FLAG: SB - Project Delayed

COMMENTS:

Reason: Delays have occurred during the design phase related to the backcheck review and permitting process. The design firm has taken an above average number of submissions in the backcheck review and additional time in the permitting process to progress to a Letter of Recommendation to Permit. Remedy: Pending final signatures for the Notice to Proceed with Construction. Budget: Additional funding of \$1,584,000 was approved by the Board on 8/19/2020 in conjunction with the approval to award the construction agreement for the project.

Gulfstream Early Learning Center of Excellence (f.k.a. Gulfstream Middle School)

SMART Facilities Update by Project Cont.

School Choice Enhancements*

 Phase: **25% Complete**

SCHEDULE:	PH:1 Planning/Design	PH:2 Implement	PH:3 Complete
Planned	Q1 2016	Q2 2019	TBD
Actual	01/2016	04/2019	TBD

SCOPE:	BUDGET:	FLAG:
School Choice Enhancement	\$100,000	COMMENTS: Planned dates shown as TBD will be provided after all items have been ordered and funds allocated.

*SCEP projects follows a three-phase design process that begins with planning/design, followed by implementation and finally completion when all items have been delivered and installed.



Hallandale Magnet High School (f.k.a. Hallandale High School)

720 NW 9 AVENUE, HALLANDALE 33009

Location Num	0403
Board District	1
Board Member	Ann Murray
ADEFP Budget*	\$7,946,666
Total Facilities Budget	\$7,476,000

***NOTE** This quarter reflects the Adopted District Educational Facilities Plan total budget as approved by SBBC in September 2019. This budget includes Technology improvements and Musical Instruments Replacements which are not included in this section of the report.

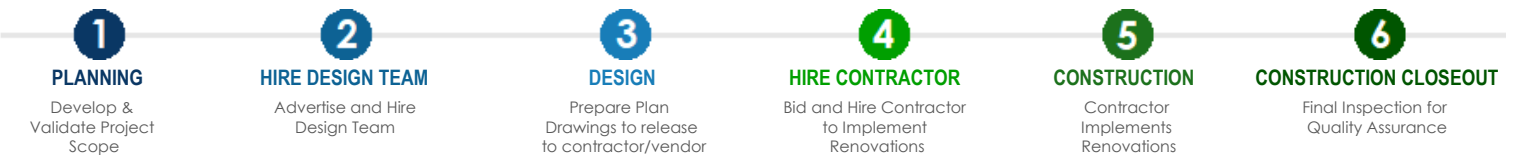
- All dates are based on calendar year. SMART funded projects are included. Only
- Projects without expenditures to date may not show up in the "Financially Active Project Detail Schedule".

PRIMARY PROJECTS CURRENT STATUS: Design

Primary Renovation: 100% Construction Documents in the permitting process. Design firm currently revising the construction drawings prior to resubmitting to the Building Department for a fourth review.

School Choice Enhancements: Ballot developed 7/23/2019; it complies with District guidelines. Ballot approved 7/23/2019. Voting completed 9/24/2019. Gym floor covering delivered 11/2019. Smart TV's Promethean Bundle, (5) ActivePanels delivered 11/2019. (1) golf cart delivered 12/2019. Jazz band instruments delivered 02/2020. (2) Basketball Gym Scoreboards, demo of old, and install of new; scoreboards delivered 07/2020, installation completed 09/2020.

SMART Facilities Update By Project



Primary Renovation

Phase: **97% Complete**

SCHEDULE: (Calendar Year)	1: Planning	2: Hire A/E	3: Design	4: Hire Contractor	5: Construction	6: Closeout
Planned	Q4 2017	Q1 2018	Q4 2018	Q2 2019	Q1 2020	Q4 2020
New Planned	Q4 2017	Q1 2018	Q4 2018	Q4 2019	Q2 2020	Q1 2022
Actual/Forecast	9/1/2017	11/13/2017	5/15/2018	Q4 2020		

SCOPE:	BUDGET:
Bldg Envelope Impr. (Roof, Window, Ext Wall, etc.)	\$977,000
Electrical Improvements	\$653,000
Fire Alarm	\$1,006,000
Fire Sprinklers	\$2,130,000
HVAC Improvements	\$559,000
Media Center improvements	\$382,000
STEM Lab improvements	\$1,248,000

FLAG: S - Project Delayed

COMMENTS:

Reason: Delays have occurred during the design phase. The design firm has missed multiple submission deadlines throughout the design process. Remedy: The owner will be enforcing terms of the contract for delays.

Hallandale Magnet High School (f.k.a. Hallandale High School)

SMART Facilities Update by Project Cont.

Weight Room

Phase: **100% Complete**

SCHEDULE: (Calendar Year)	1: Planning	2: Hire A/E	3: Design	4: Hire Contractor	5: Construction	6: Closeout
Planned	Q4 2017	Q4 2017	Q4 2017	Q2 2018	Q2 2018	Q3 2018
Actual/Forecast	1/2/2018	1/9/2018	2/5/2018	4/17/2018	4/25/2018	9/21/2018

SCOPE: Weight Room Renovation	BUDGET: \$121,000	FLAG: COMMENTS:
---	-----------------------------	----------------------------------

Track

Phase: **100% Complete**

SCHEDULE: (Calendar Year)	1: Planning	2: Hire A/E	3: Design	4: Hire Contractor	5: Construction	6: Closeout
Planned	N/A	N/A	N/A	N/A	N/A	N/A
Actual/Forecast	10/17/2016	N/A	N/A	N/A	10/17/2016	12/7/2016

SCOPE: Track Resurfacing	BUDGET: \$300,000	FLAG: COMMENTS:
------------------------------------	-----------------------------	----------------------------------

School Choice Enhancements*

Phase: **65% Complete**

SCHEDULE:	PH:1 Planning/Design	PH:2 Implement	PH:3 Complete
Planned	Q4 2018	Q3 2019	TBD
Actual	11/2018	09/2019	TBD

SCOPE: School Choice Enhancement	BUDGET: \$100,000	FLAG: COMMENTS: Planned date for Implementation phase shown as TBD will be provided after voting process has been completed by the school community.
--	-----------------------------	--

*SCEP projects follows a three-phase design process that begins with planning/design, followed by implementation and finally completion when all items have been delivered and installed.



Harbordale Elementary School

900 SE 15 STREET, FORT LAUDERDALE 33316

Location Num	0491
Board District	3
Board Member	Heather P. Brinkworth
ADEFP Budget*	\$1,384,000
Total Facilities Budget	\$1,149,000

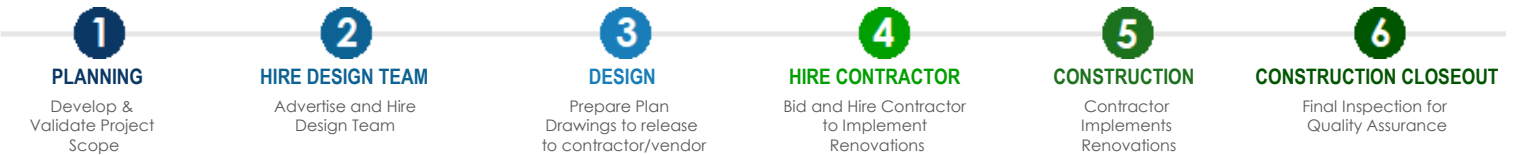
***NOTE** This quarter reflects the Adopted District Educational Facilities Plan total budget as approved by SBBC in September 2019. This budget includes Technology improvements and Musical Instruments Replacements which are not included in this section of the report.
 - All dates are based on calendar year. SMART funded projects are included. Only
 - Projects without expenditures to date may not show up in the "Financially Active Project Detail Schedule".

PRIMARY PROJECTS CURRENT STATUS: Hire Contractor

Primary Renovation: Contractor procurement in progress. Selected CM firm is declining the project. Termination of the contractor is in progress. Negotiations with design firm is in progress due to change of delivery method to Invitation to Bid.

School Choice Enhancements: Voting authorized 04/05/2019. Voting completed 5/15/2019. Shade voted on in the first round did not meet ADA compliance. School developed another ballot, and the voting was authorized 8/28/2019. Voting completed 10/14/2019. (10-pack) ipad 32 GB, iPad cases, (1) iPad cart delivered 11/2019. (1) Recordex delivered and installed 01/2020. (150) Lenovo 100e laptops, (4) EarthWalk carts, (174) Pre-existing laptop cart cables delivered 02/2020. Stage curtains delivered and installed 08/2020. Marquee in design.

SMART Facilities Update By Project



Primary Renovation

Phase: **15% Complete**

SCHEDULE: (Calendar Year)	1: Planning	2: Hire A/E	3: Design	4: Hire Contractor	5: Construction	6: Closeout
Planned	Q4 2017	Q1 2018	Q4 2018	Q1 2019	Q4 2019	Q3 2020
New Planned	Q4 2017	Q1 2018	Q4 2018	Q4 2019	Q1 2020	Q2 2021
Actual/Forecast	6/1/2017	8/30/2017	3/22/2018	8/15/2019	Q1 2021	

SCOPE:	BUDGET:
Bldg Envelope Impr. (Roof, Window, Ext Wall, etc.)	\$190,000
HVAC Improvements	\$859,000

FLAG: S - Project Delayed

COMMENTS:

Reason: Delays occurred during bid and award phase due to the need for a roofing reality check. Remedy: The project has concluded the roofing reality check. Update: CM firm is declining to continue with the project. Negotiating additional services with design firm for delivery method change.

Harbordale Elementary School

SMART Facilities Update by Project Cont.

School Choice Enhancements*

 Phase: **58% Complete**

SCHEDULE:	PH:1 Planning/Design	PH:2 Implement	PH:3 Complete
Planned	Q4 2018	Q2 2019	TBD
Actual	11/2018	05/2019	TBD

SCOPE:	BUDGET:	FLAG:
School Choice Enhancement	\$100,000	COMMENTS: Planned dates shown as TBD will be provided after all items have been ordered and funds allocated.

*SCEP projects follows a three-phase design process that begins with planning/design, followed by implementation and finally completion when all items have been delivered and installed.



Hawkes Bluff Elementary School

5900 SW 160 AVENUE, DAVIE 33331

Location Num	3131
Board District	2
Board Member	Patricia Good
ADEFP Budget*	\$7,352,437
Total Facilities Budget	\$6,909,437

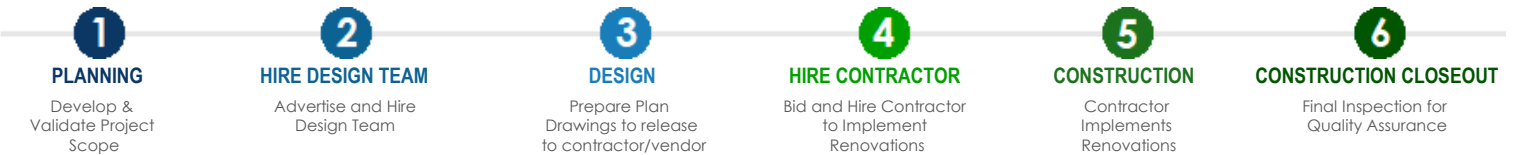
***NOTE** This quarter reflects the Adopted District Educational Facilities Plan total budget as approved by SBBC in September 2019. This budget includes Technology improvements and Musical Instruments Replacements which are not included in this section of the report.
 - All dates are based on calendar year. SMART funded projects are included. Only
 - Projects without expenditures to date may not show up in the "Financially Active Project Detail Schedule".

PRIMARY PROJECTS CURRENT STATUS: **Construction**

Primary Renovation: Construction in progress. Two chillers have been installed. Chiller startup is in progress. The chiller pumps are installed and currently working with the existing chillers. Additional HVAC improvements and roofing work is in progress.

School Choice Enhancements: COMPLETED 09/2019 - Voting completed 10/13/16. Student chairs delivered 12/2016. LCD projector delivered 2/2017. Primary Playground Upgrades completed 12/2017. Classroom blinds complete 10/2018. Shade structure construction began 1/15/2019. Shade Structure construction began 01/2019; construction completed 03/2019. Additional blinds order processed and PO issued 7/2019; installation complete 09/2019.

SMART Facilities Update By Project



Primary Renovation

Phase: **54% Complete**

SCHEDULE: (Calendar Year)	1: Planning	2: Hire A/E	3: Design	4: Hire Contractor	5: Construction	6: Closeout
Planned	Q2 2016	Q2 2016	Q1 2017	Q4 2017	Q2 2018	Q1 2019
New Planned	Q2 2016	Q2 2016	Q1 2017	Q1 2019	Q2 2019	Q3 2020
Actual/Forecast	4/22/2016	6/21/2016	2/6/2017	1/2/2019	6/25/2019	6/18/2021

SCOPE:	BUDGET:
Additional Funding - Board Approved 05/07/19 (JJ-4)	\$3,906,437
Bldg Envelope Impr. (Roof, Window, Ext Wall, etc.)	\$1,234,000
HVAC Improvements	\$1,669,000

FLAG: S - Delay Possible

COMMENTS:

Original contractual date of substantial completion is 6/20/2020. Project is currently delayed due to roofing sub-permit and initial HVAC submittal revisions that were required. Construction is being closely watched to avoid additional delays.

Hawkes Bluff Elementary School

SMART Facilities Update by Project Cont.


School Choice Enhancements*

 Phase: **100%** Complete

SCHEDULE:	PH:1 Planning/Design	PH:2 Implement	PH:3 Complete
Planned	Q1 2016	Q4 2016	Q2 2018
Actual	01/2016	10/2016	09/2019

SCOPE:	BUDGET:	FLAG:
School Choice Enhancement	\$100,000	COMMENTS: <div style="border: 1px solid black; height: 30px; width: 100%;"></div>

*SCEP projects follows a three-phase design process that begins with planning/design, followed by implementation and finally completion when all items have been delivered and installed.



Henry D. Perry Education Center

3400 WILDCAT WAY, MIRAMAR 33023

Location Num	1011
Board District	1
Board Member	Ann Murray
ADEFP Budget*	\$9,720,580
Total Facilities Budget	\$9,408,580

***NOTE** This quarter reflects the Adopted District Educational Facilities Plan total budget as approved by SBBC in September 2019. This budget includes Technology improvements and Musical Instruments Replacements which are not included in this section of the report.

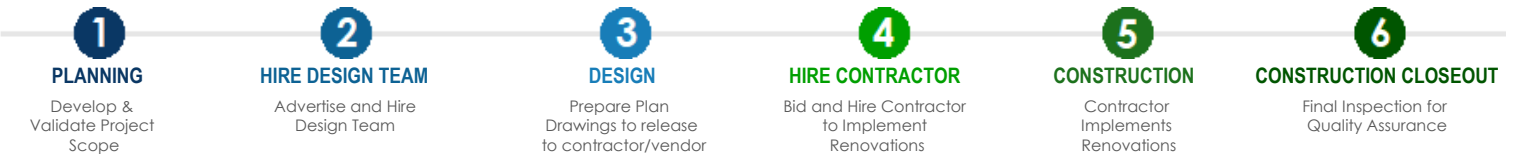
- All dates are based on calendar year. SMART funded projects are included. Only
- Projects without expenditures to date may not show up in the "Financially Active Project Detail Schedule".

PRIMARY PROJECTS CURRENT STATUS: Hire Contractor

Primary Renovation: Contractor procurement in progress. Pending final signatures for the Notice to Proceed with Construction.

School Choice Enhancements: Voting completed 2/15/2019 - Indoor furniture, cafeteria tables delivered 08/2019. Students chairs and desks delivered 08/2019. Laptop carts delivered 10/2019.

SMART Facilities Update By Project



Primary Renovation

Phase: **95% Complete**

SCHEDULE: (Calendar Year)	1: Planning	2: Hire A/E	3: Design	4: Hire Contractor	5: Construction	6: Closeout
Planned	Q2 2017	Q2 2017	Q1 2018	Q3 2018	Q1 2019	Q2 2020
New Planned	Q2 2017	Q2 2017	Q1 2018	Q3 2019	Q1 2020	Q2 2021
Actual/Forecast	4/14/2017	5/19/2017	12/7/2017	5/20/2019	Q4 2020	

SCOPE:	BUDGET:
Additional Funding - Board Approved 8/19/20 (JJ-6)	\$3,501,580
Bldg Envelope Impr. (Roof, Window, Ext Wall, etc.)	\$2,145,000
Fire Alarm	\$461,000
Fire Sprinklers	\$15,000
HVAC Improvements	\$3,186,000

FLAG: SB - Project Delayed

COMMENTS:

Funding Year 1 thru 3 projects are to take priority for advertisement of bid. The project is funded under Year 4. Advertisement for bids took place with all available Year 1 thru 3 projects already advertised. Pending final signatures for the Notice to Proceed with Construction. Budget: Additional funding of \$3,501,580 was approved by the Board on 8/19/2020 in conjunction with the approval to award the construction agreement for the project.

Henry D. Perry Education Center

SMART Facilities Update by Project Cont.

School Choice Enhancements*

 Phase: **100%** Complete

SCHEDULE:	PH:1 Planning/Design	PH:2 Implement	PH:3 Complete
Planned	Q4 2017	Q1 2019	Q3 2020
Actual	11/2017	02/2019	10/2019

SCOPE:

School Choice Enhancement

BUDGET:

\$100,000

FLAG:
COMMENTS:

*SCEP projects follows a three-phase design process that begins with planning/design, followed by implementation and finally completion when all items have been delivered and installed.



Heron Heights Elementary School

11010 NOB HILL ROAD, PARKLAND 33076

Location Num	3961
Board District	4
Board Member	Lori Alhadeff
ADEFP Budget*	\$2,160,694
Total Facilities Budget	\$757,000

***NOTE** This quarter reflects the Adopted District Educational Facilities Plan total budget as approved by SBBC in September 2019. This budget includes Technology improvements and Musical Instruments Replacements which are not included in this section of the report.

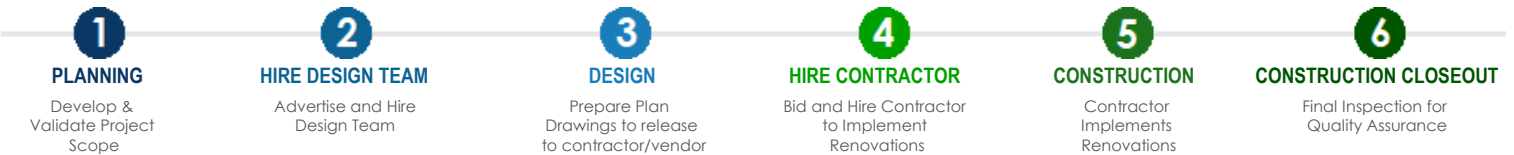
- All dates are based on calendar year. SMART funded projects are included. Only
- Projects without expenditures to date may not show up in the "Financially Active Project Detail Schedule".

PRIMARY PROJECTS CURRENT STATUS: Hire Contractor

Primary Renovation: Contractor procurement in progress. Negotiations failed with the CM firm. The project has received Board approval to advertise for bid. Negotiations with the design firm are in progress to resubmit the design, due to the permit for the CM firm being voided.

School Choice Enhancements: Principal's letter initiated 11/30/2018 for Year 5 group. Kick-off meeting held during SAC on 12/17/18. Voting authorized 3/18/2019. Ballot revised, voting authorized 4/22/2019. Voting completed 5/29/2019. Marquee in design. (190) Lenovo laptops delivered 02/2020.

SMART Facilities Update By Project



Primary Renovation

Phase: **5% Complete**

SCHEDULE: (Calendar Year)	1: Planning	2: Hire A/E	3: Design	4: Hire Contractor	5: Construction	6: Closeout
Planned	Q2 2018	Q3 2018	Q1 2019	Q4 2019	Q2 2020	Q3 2020
New Planned	Q2 2018	Q3 2018	Q1 2019	Q1 2020	Q2 2020	Q2 2021
Actual/Forecast	12/13/2017	2/6/2018	8/7/2018	12/19/2019	Q2 2021	

SCOPE:	BUDGET:
Bldg Envelope Impr. (Roof, Window, Ext Wall, etc.)	\$200,000
Conversion of Existing Space to Music and/or Art Lab(s)	\$169,000
HVAC Improvements	\$152,000
Music Room Renovation	\$136,000

FLAG: S - Project Delayed

COMMENTS:

Reason: Delays were experienced during bid and award due to the required roofing reality check and negotiations with the CM firm. Remedy: Roofing reality check has been completed and the Notice to Proceed is being executed. Update: Additional delays were experienced when negotiations failed with the CM firm. The project will be advertised for bid. Completion percentage has been changed to reflect the change in delivery method.

Heron Heights Elementary School

SMART Facilities Update by Project Cont.

School Choice Enhancements*

 Phase: **45% Complete**

SCHEDULE:	PH:1 Planning/Design	PH:2 Implement	PH:3 Complete
Planned	Q4 2018	Q2 2019	TBD
Actual	11/2018	05/2019	TBD

SCOPE:	BUDGET:	FLAG:
School Choice Enhancement	\$100,000	COMMENTS: Planned dates shown as TBD will be provided after all items have been ordered and funds allocated.

*SCEP projects follows a three-phase design process that begins with planning/design, followed by implementation and finally completion when all items have been delivered and installed.



Hollywood Central Elementary School

1700 MONROE STREET, HOLLYWOOD 33020

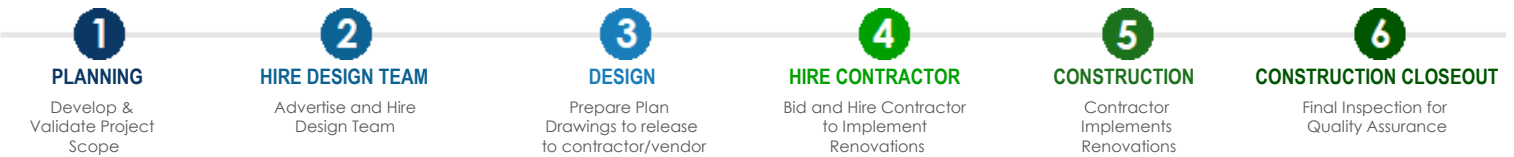
Location Num	0121
Board District	1
Board Member	Ann Murray
ADEFP Budget*	\$9,029,350
Total Facilities Budget	\$8,758,350

***NOTE** This quarter reflects the Adopted District Educational Facilities Plan total budget as approved by SBBC in September 2019. This budget includes Technology improvements and Musical Instruments Replacements which are not included in this section of the report.
 - All dates are based on calendar year. SMART funded projects are included. Only
 - Projects without expenditures to date may not show up in the "Financially Active Project Detail Schedule".

PRIMARY PROJECTS CURRENT STATUS: **Construction**

Primary Renovation: Construction in progress. Submittals are being prepared. Pre-Construction meeting has been held.
 School Choice Enhancements: Kick-off meeting held 4/5/2018. Ballot development in progress.

SMART Facilities Update By Project



Primary Renovation

Phase: **5% Complete**

SCHEDULE: (Calendar Year)	1: Planning	2: Hire A/E	3: Design	4: Hire Contractor	5: Construction	6: Closeout
Planned	Q2 2017	Q3 2017	Q1 2018	Q3 2018	Q1 2019	Q1 2020 Q2 2020
New Planned	Q2 2017	Q3 2017	Q1 2018	Q2 2019	Q4 2019	Q1 2021 Q1 2021
Actual/Forecast	4/14/2017	5/19/2017	12/4/2017	2/26/2019	8/10/2020	10/11/2021

SCOPE:	BUDGET:
Additional Funding - Board Approved 05/19/20 (JJ-20)	\$3,841,350
Bldg Envelope Impr. (Roof, Window, Ext Wall, etc.)	\$2,155,000
Electrical Improvements	\$676,000
HVAC Improvements	\$1,887,000
Safety / Security Upgrade	\$99,000

FLAG: S - Project Delayed

COMMENTS:

Reason: Funding Year 1 thru 3 projects are to take priority for advertisement of bid. The project is funded under Year 4 and was advertised after the available Funding Year 1 thru 3 projects were advertised. Remedy: The Board approval to award has taken place with Notice to Proceed being executed.

Hollywood Central Elementary School

SMART Facilities Update by Project Cont.

School Choice Enhancements*

 Phase: **25%** Complete

SCHEDULE:	PH:1 Planning/Design	PH:2 Implement	PH:3 Complete
Planned	Q4 2017	TBD	TBD
Actual	11/2017		

SCOPE:	BUDGET:	FLAG:
School Choice Enhancement	\$100,000	COMMENTS: Planned date for Implementation phase shown as TBD will be provided after voting process has been completed by the school community.

*SCEP projects follows a three-phase design process that begins with planning/design, followed by implementation and finally completion when all items have been delivered and installed.



Hollywood Hills Elementary School

3501 TAFT STREET, HOLLYWOOD 33021

Location Num	0111
Board District	1
Board Member	Ann Murray
ADEFP Budget*	\$3,464,000
Total Facilities Budget	\$3,099,000

***NOTE** This quarter reflects the Adopted District Educational Facilities Plan total budget as approved by SBBC in September 2019. This budget includes Technology improvements and Musical Instruments Replacements which are not included in this section of the report.

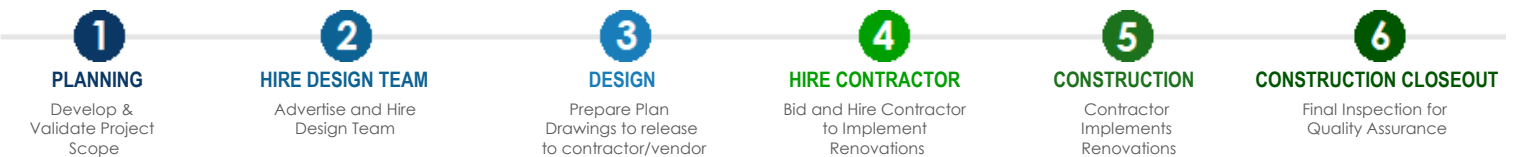
- All dates are based on calendar year. SMART funded projects are included. Only
- Projects without expenditures to date may not show up in the "Financially Active Project Detail Schedule".

PRIMARY PROJECTS CURRENT STATUS: Design

Primary Renovation: 100% Construction Documents in permit review. Building Department currently reviewing the first submission.

School Choice Enhancements: Voting authorized 10/2019. Voting completed 01/2020. - Fencing for the bus loop area, (22) Novo Pros delivered 02/2020. (20) iPads, Outdoor Wireless Network Access Point, and Refurbishing the existing marquee on order. (2) iPad charging carts delivered 02/2020. (42) student laptop 300e, (10) ThinkPads L390 I5, (2) Earthwalk carts, (60) wiring the carts, Aiphone at the SPE complete 08/2020.

SMART Facilities Update By Project



Primary Renovation

Phase: **95% Complete**

SCHEDULE: (Calendar Year)	1: Planning	2: Hire A/E	3: Design	4: Hire Contractor	5: Construction	6: Closeout
Planned	Q4 2017	Q1 2018	Q3 2018	Q2 2019	Q4 2019	Q2 2020
New Planned	Q4 2017	Q1 2018	Q3 2018	Q2 2020	Q4 2020	Q4 2021
Actual/Forecast	6/1/2017	8/30/2017	3/5/2018	Q4 2020		

SCOPE:	BUDGET:
Bldg Envelope Impr. (Roof, Window, Ext Wall, etc.)	\$915,000
Electrical Improvements	\$400,000
Fire Sprinklers	\$329,000
HVAC Improvements	\$1,255,000
Safety / Security Upgrade	\$84,000

FLAG: **S - Project Delayed**

COMMENTS:
 Delays are occurring during the design phase. The original design firm was terminated.

Pump Replacement

Phase: **100% Complete**

SCHEDULE: (Calendar Year)	1: Planning	2: Hire A/E	3: Design	4: Hire Contractor	5: Construction	6: Closeout
Planned	N/A	N/A	N/A	N/A	N/A	N/A
Actual/Forecast	N/A	N/A	N/A	N/A	6/1/2017	6/30/2017

SCOPE:	BUDGET:
HVAC Improvements - Pump Replacement	\$16,000

FLAG:

COMMENTS:

Hollywood Hills Elementary School

SMART Facilities Update by Project Cont.

School Choice Enhancements*

 Phase: **51% Complete**

SCHEDULE:	PH:1 Planning/Design	PH:2 Implement	PH:3 Complete
Planned	Q4 2018	Q1 2020	TBD
Actual	11/2018	01/2020	TBD

SCOPE:

School Choice Enhancement

BUDGET:

\$100,000

FLAG:
COMMENTS:

Planned dates shown as TBD will be provided after all items have been ordered and funds allocated.

*SCEP projects follows a three-phase design process that begins with planning/design, followed by implementation and finally completion when all items have been delivered and installed.



Hollywood Hills High School

5400 STIRLING ROAD, HOLLYWOOD 33021

Location Num	1661
Board District	1
Board Member	Ann Murray
ADEFP Budget*	\$23,262,351
Total Facilities Budget	\$22,196,351

***NOTE** This quarter reflects the Adopted District Educational Facilities Plan total budget as approved by SBBC in September 2019. This budget includes Technology improvements and Musical Instruments Replacements which are not included in this section of the report.

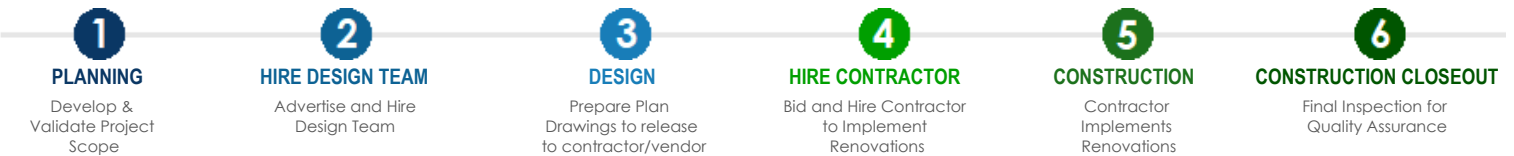
- All dates are based on calendar year. SMART funded projects are included. Only
- Projects without expenditures to date may not show up in the "Financially Active Project Detail Schedule".

PRIMARY PROJECTS CURRENT STATUS: **Construction**

Primary Renovation: Construction in progress. Electrical, and interior improvements are in progress. Fire sprinkler work is 75% complete. Roofing demolition is in progress. Bathroom renovations are half complete.

School Choice Enhancements: COMPLETED 05/2018 - Voting completed 12/21/16. Two-way radios, front office furniture, chairs, plastic tables, trophy cases, delivered 10/2017. Conference, chairs and guidance rooms furniture, completed 05/2018. Additional two-way radios delivered 05/2018.

SMART Facilities Update By Project



Primary Renovation

Phase: **42% Complete**

SCHEDULE: (Calendar Year)	1: Planning	2: Hire A/E	3: Design	4: Hire Contractor	5: Construction	6: Closeout
Planned	Q2 2016	Q3 2016	Q1 2017	Q4 2017	Q3 2018	Q4 2019
New Planned	Q2 2016	Q3 2016	Q1 2017	Q1 2019	Q1 2019	Q2 2021
Actual/Forecast	5/19/2016	7/26/2016	3/3/2017	1/2/2019	6/12/2019	12/14/2021

SCOPE:	BUDGET:
Additional Funding - Board Approved 03/19/2019 (JJ-2)	\$7,154,351
Electrical Improvements	\$1,689,000
Fire Alarm	\$1,007,000
Fire Sprinklers	\$1,678,000
HVAC Improvements	\$3,861,000
Media Center improvements	\$505,000
Roof Replacement	\$3,568,000
Safety / Security Upgrade	\$47,000
STEM Lab improvements	\$2,166,000

FLAG: S - Delay Possible

COMMENTS:

Original contractual date of substantial completion is 5/18/2021. Project is currently delayed by 7 months due to delays in the pace during the health crisis.

Hollywood Hills High School

SMART Facilities Update by Project Cont.

Weight Room

 Phase: **100%** Complete

SCHEDULE: (Calendar Year)	1: Planning	2: Hire A/E	3: Design	4: Hire Contractor	5: Construction	6: Closeout
Planned	Q2 2017	Q2 2017	Q3 2017	Q3 2017	Q3 2017	Q4 2017
Actual/Forecast	4/14/2017	4/21/2017	7/13/2017	8/2/2017	1/5/2018	2/23/2018

SCOPE:	BUDGET:	FLAG:
Weight Room Renovation	\$121,000	COMMENTS:

Track

 Phase: **100%** Complete

SCHEDULE: (Calendar Year)	1: Planning	2: Hire A/E	3: Design	4: Hire Contractor	5: Construction	6: Closeout
Planned	N/A	N/A	N/A	N/A	N/A	N/A
Actual/Forecast	10/3/2016	N/A	N/A	N/A	10/3/2016	11/30/2016

SCOPE:	BUDGET:	FLAG:
Track Resurfacing	\$300,000	COMMENTS:

School Choice Enhancements*

 Phase: **100%** Complete

SCHEDULE:	PH:1 Planning/Design	PH:2 Implement	PH:3 Complete
Planned	Q1 2016	Q4 2016	Q1 2018
Actual	01/2016	12/2016	05/2018

SCOPE:	BUDGET:	FLAG:
School Choice Enhancement	\$100,000	COMMENTS:

*SCEP projects follows a three-phase design process that begins with planning/design, followed by implementation and finally completion when all items have been delivered and installed.



Hollywood Park Elementary School

901 N 69 WAY, HOLLYWOOD 33024

Location Num	1761
Board District	1
Board Member	Ann Murray
ADEFP Budget*	\$7,308,250
Total Facilities Budget	\$7,065,250

***NOTE** This quarter reflects the Adopted District Educational Facilities Plan total budget as approved by SBBC in September 2019. This budget includes Technology improvements and Musical Instruments Replacements which are not included in this section of the report.

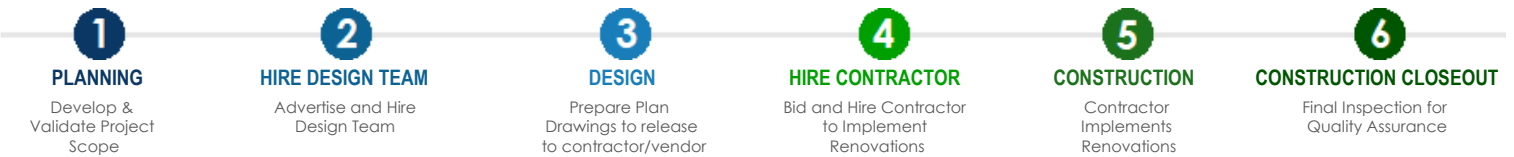
- All dates are based on calendar year. SMART funded projects are included. Only
- Projects without expenditures to date may not show up in the "Financially Active Project Detail Schedule".

PRIMARY PROJECTS CURRENT STATUS: **Construction**

Primary Renovation: Construction in progress. Restroom renovation and Media Center improvements are in progress.

School Choice Enhancements: COMPLETED 03/2020 - Voting completed 6/15/17. Cafeteria LCD Projector and laptops delivered 08/2017. Speakers and Control Center completed 08/2017. Playground upgrades approved by ADA manager and Playground Inspector; permit issued 1/29/2019; plan change permitted 5/23/2019. Construction started 08/2019. Plan change permit issued 10/25/2019; Playground completed 11/2019.

SMART Facilities Update By Project



Primary Renovation

Phase: **12% Complete**

SCHEDULE: (Calendar Year)	1: Planning	2: Hire A/E	3: Design	4: Hire Contractor	5: Construction	6: Closeout
Planned	Q1 2016	Q2 2016	Q1 2017	Q4 2017	Q1 2018	Q1 2019
New Planned	Q1 2016	Q2 2016	Q1 2017	Q1 2019	Q3 2019	Q1 2021
Actual/Forecast	1/6/2016	6/15/2016	1/13/2017	5/24/2019	6/9/2020	12/14/2021

SCOPE:

Additional Funding - Board Approved 2/19/20 (JJ-2)	\$2,780,250
Bldg Envelope Impr. (Roof, Window, Ext Wall, etc.)	\$1,500,000
Electrical Improvements	\$665,000
Fire Sprinklers	\$669,000
HVAC Improvements	\$1,068,000
Media Center improvements	\$283,000

BUDGET:

FLAG: **S - Delay Possible**

COMMENTS:

Original contractual date of substantial completion is 12/13/2021. The project is on pace. The project has experienced delays during design and bid and award which will not be recovered.

Hollywood Park Elementary School

SMART Facilities Update by Project Cont.

School Choice Enhancements*

 Phase: **97% Complete**

SCHEDULE:	PH:1 Planning/Design	PH:2 Implement	PH:3 Complete
Planned	Q1 2016	Q2 2017	Q1 2020
Actual	01/2016	06/2017	03/2020

SCOPE:

School Choice Enhancement

BUDGET:

\$100,000

FLAG:
COMMENTS:

All items approved by voting process have been delivered and installed. (12) Lenovo laptop 100e are on order with remaining contingency portion of the SCEP funding.

*SCEP projects follows a three-phase design process that begins with planning/design, followed by implementation and finally completion when all items have been delivered and installed.



Horizon Elementary School

2101 PINE ISLAND ROAD, SUNRISE 33322

Location Num	2531
Board District	5
Board Member	Dr. Rosalind Osgood
ADEFP Budget*	\$1,889,000
Total Facilities Budget	\$1,639,000

***NOTE** This quarter reflects the Adopted District Educational Facilities Plan total budget as approved by SBBC in September 2019. This budget includes Technology improvements and Musical Instruments Replacements which are not included in this section of the report.

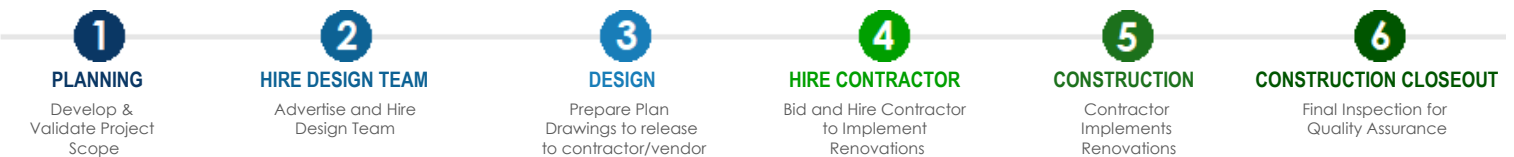
- All dates are based on calendar year. SMART funded projects are included. Only
- Projects without expenditures to date may not show up in the "Financially Active Project Detail Schedule".

PRIMARY PROJECTS CURRENT STATUS: Hire Contractor

Primary Renovation: Contractor procurement in progress. Pending execution of the Notice to Proceed.

School Choice Enhancements: COMPLETED 08/2019 - Voting authorized 5/17/18. Voting Completed 6/1/2018. Badge Maker, Outdoor PA System, Printers and Classroom rugs delivered 07/2018. Recordex and Digital Poster Maker delivered 08/2018. (178) laptops, (10) laptops carts, morning show equipment and (11) reading tables delivered 09/2018. (23) Lenovo 300e delivered 02/2019. (1) Lenovo 100e delivered 08/2019.

SMART Facilities Update By Project



Primary Renovation

Phase: **65%** Complete

SCHEDULE: (Calendar Year)	1: Planning	2: Hire A/E	3: Design	4: Hire Contractor	5: Construction	6: Closeout
Planned	Q3 2017	Q3 2017	Q2 2018	Q4 2018	Q2 2019	Q1 2020 Q1 2020
New Planned	Q3 2017	Q3 2017	Q2 2018	Q3 2019	Q1 2020	Q1 2021 Q1 2021
Actual/Forecast	5/1/2017	7/20/2017	3/14/2018	8/12/2019	Q4 2020	

SCOPE:	BUDGET:
Additional Funding - Board Approved 7/21/20 (JJ-2)	\$726,000
Bldg Envelope Impr. (Roof, Window, Ext Wall, etc.)	\$207,000
HVAC Improvements	\$405,000
Media Center improvements	\$201,000

FLAG: SB - Project Delayed

COMMENTS:

Reason: Funding Year 1 thru 3 projects are to take priority for advertisement of bid. The project is funded under Year 4 and was advertised after the available Funding Year 1 thru 3 projects were advertised. Budget: Additional funding of \$726,000 was approved by the Board on 7/21/2020 in conjunction with the approval to award the construction agreement for the project.

Horizon Elementary School

SMART Facilities Update by Project Cont.

School Choice Enhancements*

 Phase: **100%** Complete

SCHEDULE:	PH:1 Planning/Design	PH:2 Implement	PH:3 Complete
Planned	Q4 2017	Q2 2018	Q2 2019
Actual	11/2017	06/2018	08/2019

SCOPE:

School Choice Enhancement

BUDGET:

\$100,000

FLAG:
COMMENTS:

*SCEP projects follows a three-phase design process that begins with planning/design, followed by implementation and finally completion when all items have been delivered and installed.



Indian Ridge Middle School

1355 NOB HILL ROAD, DAVIE 33324

Location Num	3471
Board District	6
Board Member	Laurie Rich Levinson
ADEFP Budget*	\$6,850,102
Total Facilities Budget	\$6,160,102

***NOTE** This quarter reflects the Adopted District Educational Facilities Plan total budget as approved by SBBC in September 2019. This budget includes Technology improvements and Musical Instruments Replacements which are not included in this section of the report.

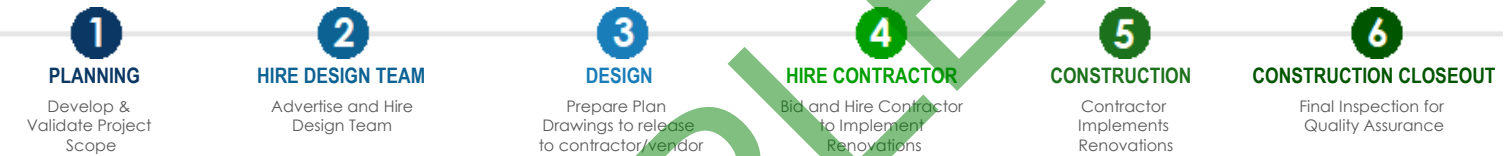
- All dates are based on calendar year. SMART funded projects are included. Only
- Projects without expenditures to date may not show up in the "Financially Active Project Detail Schedule".

PRIMARY PROJECTS CURRENT STATUS: Complete

Primary Renovation: Complete.

School Choice Enhancements: COMPLETED 04/2017 - Printers delivered 09/2016. Computers for both staff and students delivered 04/2017.

SMART Facilities Update By Project



Primary Renovation

Phase: **100% Complete**

SCHEDULE: (Calendar Year)	1: Planning	2: Hire A/E	3: Design	4: Hire Contractor	5: Construction	6: Closeout
Planned	Q1 2016	Q1 2016	Q3 2016	Q2 2017	Q4 2017	Q4 2018
New Planned	Q1 2016	Q1 2016	Q3 2016	Q2 2017	Q4 2017	Q1 2019
Actual/Forecast	1/6/2016	3/15/2016	9/23/2016	6/14/2017	12/1/2017	1/10/2019

SCOPE:	BUDGET:	FLAG:
Additional Funding - Board Approved 11/07/17 (JJ-10)	\$945,102	COMMENTS:
Art Room Renovation and Equipment	\$85,000	
Bldg Envelope Impr. (Roof, Window, Ext Wall, etc.)	\$2,895,000	
Conversion of Existing Space to Music and/or Art Lab(s)	\$606,000	
HVAC Improvements	\$1,008,000	
Music Room Renovation	\$521,000	

Indian Ridge Middle School

SMART Facilities Update by Project Cont.

School Choice Enhancements*

 Phase: **100% Complete**

SCHEDULE:	PH:1 Planning/Design	PH:2 Implement	PH:3 Complete
Planned	Q1 2016	Q3 2016	Q2 2017
Actual	01/2016	08/2016	04/2017

SCOPE:

School Choice Enhancement

BUDGET:

\$100,000

FLAG:
COMMENTS:

*SCEP projects follows a three-phase design process that begins with planning/design, followed by implementation and finally completion when all items have been delivered and installed.



Indian Trace Elementary School

400 INDIAN TRACE, WESTON 33326

Location Num	3181
Board District	6
Board Member	Laurie Rich Levinson
ADEFP Budget*	\$3,889,000
Total Facilities Budget	\$3,630,000

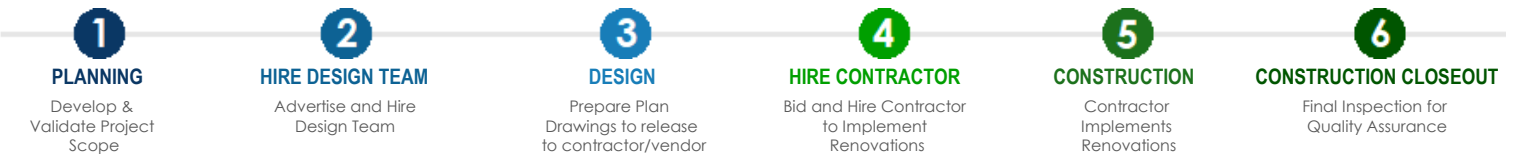
***NOTE** This quarter reflects the Adopted District Educational Facilities Plan total budget as approved by SBBC in September 2019. This budget includes Technology improvements and Musical Instruments Replacements which are not included in this section of the report.
 - All dates are based on calendar year. SMART funded projects are included. Only
 - Projects without expenditures to date may not show up in the "Financially Active Project Detail Schedule".

PRIMARY PROJECTS CURRENT STATUS: Design

Primary Renovation: 100% Construction Documents in review. Multiple revisions have been required to closeout final comments prior to permit review.

School Choice Enhancements: COMPLETED 03/2020 - Voting authorized 5/11/18 - Voting completed 5/31/18. Re-keying of the campus completed 07/2018. Electric strike delivered 09/2018. Playground construction started 8/2019; completed 9/2019.

SMART Facilities Update By Project



Primary Renovation

Phase: **90% Complete**

SCHEDULE: (Calendar Year)	1: Planning	2: Hire A/E	3: Design	4: Hire Contractor	5: Construction	6: Closeout
Planned	Q4 2017	Q1 2018	Q3 2018	Q2 2019	Q4 2019	Q2 2020
New Planned	Q4 2017	Q1 2018	Q3 2018	Q1 2020	Q3 2020	Q3 2021
Actual/Forecast	5/26/2017	7/20/2017	2/12/2018	Q4 2020		

SCOPE:	BUDGET:	FLAG: S - Project Delayed
Bldg Envelope Impr. (Roof, Window, Ext Wall, etc.)	\$1,306,000	COMMENTS: Due to the termination of the original design firm the project was delayed by multiple months.
Fire Alarm	\$269,000	
HVAC Improvements	\$1,658,000	

Chiller Replacement

Phase: **100% Complete**

SCHEDULE: (Calendar Year)	1: Planning	2: Hire A/E	3: Design	4: Hire Contractor	5: Construction	6: Closeout
Planned	N/A	N/A	N/A	N/A	N/A	N/A
Actual/Forecast	N/A	N/A	N/A	N/A	N/A	6/29/2017

SCOPE:	BUDGET:	FLAG:
HVAC Improvements - Chiller Replacement	\$297,000	COMMENTS:

Indian Trace Elementary School

SMART Facilities Update by Project Cont.

School Choice Enhancements*

 Phase: **99%** Complete

SCHEDULE:	PH:1 Planning/Design	PH:2 Implement	PH:3 Complete
Planned	Q4 2017	Q2 2018	Q1 2020
Actual	11/2017	05/2018	03/2020

SCOPE:

School Choice Enhancement

BUDGET:

\$100,000

FLAG:
COMMENTS:

All items approved by voting process have been delivered and installed. Budget reconciliation is in progress.

*SCEP projects follows a three-phase design process that begins with planning/design, followed by implementation and finally completion when all items have been delivered and installed.



J.P. Taravella High School

10600 RIVERSIDE DRIVE, CORAL SPRINGS 33071

Location Num	2751
Board District	4
Board Member	Lori Alhadeff
ADEFP Budget*	\$18,328,554
Total Facilities Budget	\$16,220,000

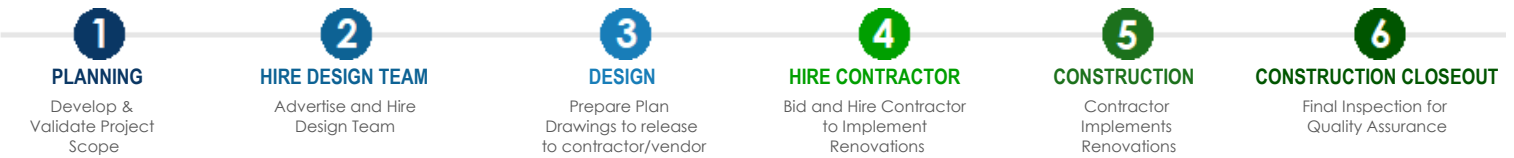
***NOTE** This quarter reflects the Adopted District Educational Facilities Plan total budget as approved by SBBC in September 2019. This budget includes Technology improvements and Musical Instruments Replacements which are not included in this section of the report.
 - All dates are based on calendar year. SMART funded projects are included. Only
 - Projects without expenditures to date may not show up in the "Financially Active Project Detail Schedule".

PRIMARY PROJECTS CURRENT STATUS: Hire Contractor

Primary Renovation: Contractor procurement in progress. Board approval of the contract award has been received. Pending execution of Notice to Proceed.

School Choice Enhancements: Voting authorized 5/11/18 - Voting completed 6/11/18 - Technology, Floor machine, Facilities equipment, Student desks delivered 09/2018. Outdoor benches and cafeteria tables delivered 10/2018. (2) Door Strikes installed 05/2019. Water Bottle Filling Stations permitted; completed 11/2019.

SMART Facilities Update By Project



Primary Renovation

Phase: **30% Complete**

SCHEDULE: (Calendar Year)	1: Planning	2: Hire A/E	3: Design	4: Hire Contractor	5: Construction	6: Closeout
Planned	Q1 2017	Q1 2017	Q3 2017	Q3 2018	Q1 2019	Q2 2020
New Planned	Q1 2017	Q1 2017	Q3 2017	Q2 2019	Q4 2019	Q3 2021
Actual/Forecast	1/9/2017	3/15/2017	10/12/2017	2/7/2020	Q4 2020	

SCOPE:	BUDGET:
Additional Funding - Board Approved 9/15/20 (JJ-1)	\$4,709,000
Bldg Envelope Impr. (Roof, Window, Ext Wall, etc.)	\$1,441,000
Fire Sprinklers	\$2,236,000
HVAC Improvements	\$5,798,000
Media Center improvements	\$406,000
Safety / Security Upgrade	\$65,000
STEM Lab improvements	\$1,044,000

FLAG: SB - Project Delayed

COMMENTS:

Reason: Delays have occurred in the permitting phase of the design process. The design firm took four months to submit to the permit process after the 100% Construction Document review. Remedy: The owner will be enforcing terms of the contract for delays and multiple resubmissions. The project has received a Letter of Recommendation to Permit. The delays during the design phase are not forecasted to be recovered. Budget: Additional funding of \$4,709,000 was approved by the Board on 9/15/2020 in conjunction with the approval of the GMP Amendment of the CM contract.

J.P. Taravella High School

SMART Facilities Update by Project Cont.

Weight Room

 Phase: **100% Complete**

SCHEDULE: (Calendar Year)	1: Planning	2: Hire A/E	3: Design	4: Hire Contractor	5: Construction	6: Closeout
Planned	Q4 2017	Q4 2017	Q4 2017	Q2 2018	Q2 2018	Q3 2018
Actual/Forecast	9/18/2017	10/26/2017	11/16/2017	2/26/2018	3/26/2018	7/25/2018

SCOPE:	BUDGET:	FLAG:
Weight Room Renovation	\$121,000	COMMENTS:

Track

 Phase: **100% Complete**

SCHEDULE: (Calendar Year)	1: Planning	2: Hire A/E	3: Design	4: Hire Contractor	5: Construction	6: Closeout
Planned	N/A	N/A	Q4 2016	N/A	Q4 2017	Q1 2018
Actual/Forecast	4/18/2017	5/1/2017	5/19/2017	11/5/2017	2/1/2018	6/4/2018

SCOPE:	BUDGET:	FLAG:
Track Resurfacing	\$300,000	COMMENTS:

School Choice Enhancements*

 Phase: **82% Complete**

SCHEDULE:	PH:1 Planning/Design	PH:2 Implement	PH:3 Complete
Planned	Q4 2017	Q2 2018	TBD
Actual	11/2017	06/2018	TBD

SCOPE:	BUDGET:	FLAG:
School Choice Enhancement	\$100,000	COMMENTS: Planned dates shown as TBD will be provided after all items have been ordered and funds allocated.

*SCEP projects follows a three-phase design process that begins with planning/design, followed by implementation and finally completion when all items have been delivered and installed.



James S. Hunt Elementary School

7800 NW 35 COURT, CORAL SPRINGS 33065

Location Num	1971
Board District	4
Board Member	Lori Alhadeff
ADEFP Budget*	\$5,267,000
Total Facilities Budget	\$4,933,000

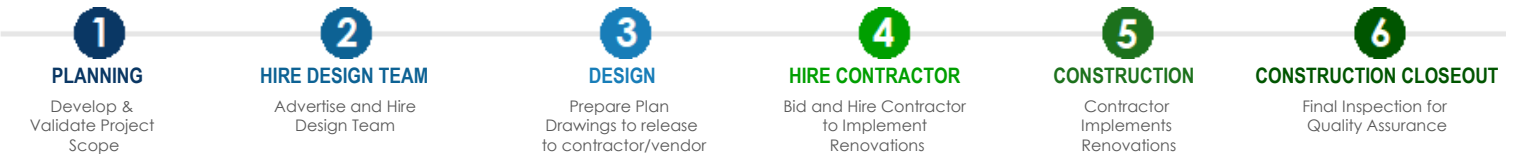
***NOTE** This quarter reflects the Adopted District Educational Facilities Plan total budget as approved by SBBC in September 2019. This budget includes Technology improvements and Musical Instruments Replacements which are not included in this section of the report.
 - All dates are based on calendar year. SMART funded projects are included. Only
 - Projects without expenditures to date may not show up in the "Financially Active Project Detail Schedule".

PRIMARY PROJECTS CURRENT STATUS: Design

Primary Renovation: 100% Construction Documents in the permitting process. Design firm currently addressing Building Department comments prior to submitting for the fourth review.

School Choice Enhancements: COMPLETED 07/2020 - Voting authorized 4/29/2019. Voting completed 5/18/2019. (11) Document Cameras, (8) Two-way radios with earpieces delivered 06/2019. (35) Projectors delivered 07/2019. (30) Power Adaptors, (90) Student Laptops; (25) Staff and (2) Admin Laptops, (3) Laptop Carts, and Laptop Cart Wiring, (30) Laptop carrying case delivered 10/2019. (7) Printers delivered 07/2020.

SMART Facilities Update By Project



Primary Renovation

Phase: **96% Complete**

SCHEDULE: (Calendar Year)	1: Planning	2: Hire A/E	3: Design	4: Hire Contractor	5: Construction	6: Closeout
Planned	Q3 2017	Q4 2017	Q3 2018	Q1 2019	Q4 2019	Q3 2020
New Planned	Q3 2017	Q4 2017	Q3 2018	Q1 2020	Q3 2020	Q1 2022
Actual/Forecast	7/1/2017	9/20/2017	5/3/2018	Q1 2021		

SCOPE:	BUDGET:
Bldg Envelope Impr. (Roof, Window, Ext Wall, etc.)	\$547,000
Fire Alarm	\$293,000
Fire Sprinklers	\$739,000
HVAC Improvements	\$2,722,000
Media Center improvements	\$333,000

FLAG: S - Project Delayed

COMMENTS:
 Reason: Delays have occurred during the design phase. The design firm has not met the deadlines of the design deliverables. Remedy: The owner will be enforcing terms of the contract for delays.

Chiller Replacement

Phase: **95% Complete**

SCHEDULE: (Calendar Year)	1: Planning	2: Hire A/E	3: Design	4: Hire Contractor	5: Construction	6: Closeout
Planned	N/A	N/A	N/A	N/A	N/A	N/A
Actual/Forecast	N/A	N/A	N/A	N/A	N/A	N/A

SCOPE:	BUDGET:
HVAC Improvements - Chiller Replacement	\$199,000

FLAG:

COMMENTS:

James S. Hunt Elementary School

SMART Facilities Update by Project Cont.

School Choice Enhancements*

 Phase: **97% Complete**

SCHEDULE:	PH:1 Planning/Design	PH:2 Implement	PH:3 Complete
Planned	Q4 2018	Q2 2019	Q3 2020
Actual	11/2018	05/2019	07/2020

SCOPE:

School Choice Enhancement

BUDGET:

\$100,000

FLAG:
COMMENTS:

Planned dates shown as TBD will be provided after all items have been ordered and funds allocated.

*SCEP projects follows a three-phase design process that begins with planning/design, followed by implementation and finally completion when all items have been delivered and installed.



James S. Rickards Middle School

6000 NE 9 AVENUE, OAKLAND PARK 33334

Location Num	2121
Board District	3
Board Member	Heather P. Brinkworth
ADEFP Budget*	\$10,981,080
Total Facilities Budget	\$10,558,080

***NOTE** This quarter reflects the Adopted District Educational Facilities Plan total budget as approved by SBBC in September 2019. This budget includes Technology improvements and Musical Instruments Replacements which are not included in this section of the report.

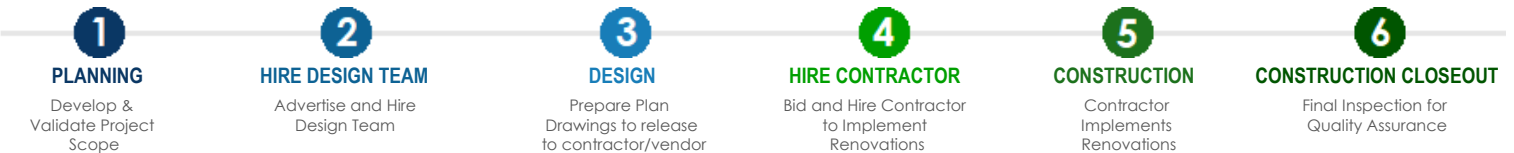
- All dates are based on calendar year. SMART funded projects are included. Only
- Projects without expenditures to date may not show up in the "Financially Active Project Detail Schedule".

PRIMARY PROJECTS CURRENT STATUS: **Construction**

Primary Renovation: Construction in progress. Media Center and Roofing renovations are in progress.

School Choice Enhancements: COMPLETED - Voting completed 4/3/17. Floor mats, outdoor metal bleachers, flat screen TVs, clay extruder and two-way radios delivered 08/2017. Indoor furniture completed 10/2017. (16) Projectors and a dehumidifier delivered 01/2018. TV installed 02/2018. (30) Laptops, Tables for teacher's lounge and chairs delivered 05/2018. Laminator delivered 03/2018. Electric Strike for the Single Point of Entry installed 05/2018. Digital Marquee permitted 08/2018; installation complete 10//2018. Strike installed at the new Single Point of Entry 02/2020.

SMART Facilities Update By Project



Primary Renovation

Phase: **65% Complete**

SCHEDULE: (Calendar Year)	1: Planning	2: Hire A/E	3: Design	4: Hire Contractor	5: Construction	6: Closeout
Planned	Q1 2016	Q2 2016	Q3 2016	Q3 2017	Q4 2017	Q2 2019 Q3 2019
New Planned	Q1 2016	Q2 2016	Q3 2016	Q1 2019	Q2 2019	Q1 2021 Q1 2021
Actual/Forecast	2/3/2016	4/5/2016	9/14/2016	3/14/2019	11/18/2019	2/17/2021

SCOPE:	BUDGET:
Additional Funding - Board Approved 09/17/19 (JJ-1)	\$5,449,080
Bldg Envelope Impr. (Roof, Window, Ext Wall, etc.)	\$2,058,000
Electrical Improvements	\$353,000
Fire Alarm	\$461,000
Fire Sprinklers	\$13,000
HVAC Improvements	\$1,339,654
Media Center improvements	\$441,000
Safety / Security Upgrade	\$108,000

FLAG:	COMMENTS:
	Original contractual date of substantial completion is 2/16/2021. Project is currently on pace.

James S. Rickards Middle School

SMART Facilities Update by Project Cont.

Chiller Replacement

 Phase: **95% Complete**

SCHEDULE: (Calendar Year)	1: Planning	2: Hire A/E	3: Design	4: Hire Contractor	5: Construction	6: Closeout
Planned	N/A	N/A	N/A	N/A	N/A	N/A
Actual/Forecast	N/A	N/A	N/A	N/A	N/A	N/A

SCOPE: HVAC Improvements - Chiller Replacement	BUDGET: \$235,346	FLAG: COMMENTS:
--	-----------------------------	----------------------------------

School Choice Enhancements*

 Phase: **100% Complete**

SCHEDULE:	PH:1 Planning/Design	PH:2 Implement	PH:3 Complete
Planned	Q1 2016	Q2 2017	Q1 2020
Actual	01/2016	04/2017	02/2020

SCOPE: School Choice Enhancement	BUDGET: \$100,000	FLAG: COMMENTS:
--	-----------------------------	----------------------------------

*SCEP projects follows a three-phase design process that begins with planning/design, followed by implementation and finally completion when all items have been delivered and installed.



Lake Forest Elementary School

3550 SW 48 AVENUE, PEMBROKE PARK 33023

Location Num	0831
Board District	1
Board Member	Ann Murray
ADEFP Budget*	\$3,971,142
Total Facilities Budget	\$3,690,142

***NOTE** This quarter reflects the Adopted District Educational Facilities Plan total budget as approved by SBBC in September 2019. This budget includes Technology improvements and Musical Instruments Replacements which are not included in this section of the report.

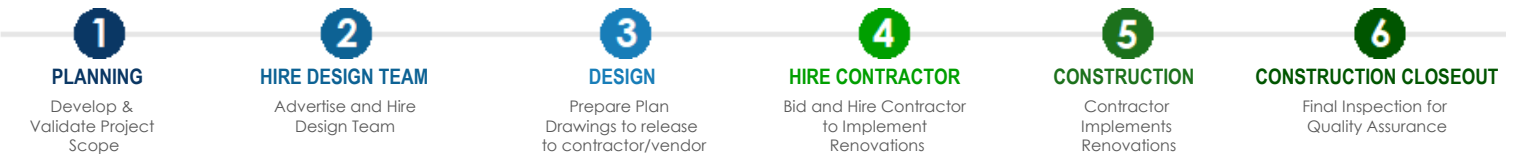
- All dates are based on calendar year. SMART funded projects are included. Only
- Projects without expenditures to date may not show up in the "Financially Active Project Detail Schedule".

PRIMARY PROJECTS CURRENT STATUS: **Construction**

Primary Renovation: Construction in progress. Roofing submittals are being revised. HVAC work in Building 6 is nearing completion. Building 1 HVAC demo and reinstall is in progress. Unforeseen conditions have been experienced. PPO is currently involved to remedy the issues.

School Choice Enhancements: Voting authorized 4/28/18 - Voting completed 5/14/2018 - Projector, New cafeteria Projection system and Teacher Chairs delivered 07/2018. Blinds, studio Equipment and (9) Office chairs delivered and installed 08/2018. (30) Traffic Cones, (10) Cone Bar and (1) Cone Cart delivered 10/2018. (30) Single cassette recorders, (180) Headphones delivered 12/2018. (30) stools delivered 01/2019. (20) Safety cones delivered 04/2019. (1) Portable cooler delivered 10/2019. (1) canopy delivered 11/2019. Digital scanner delivered 01/2020. (1) Teacher Desktop delivered 03/2020. (4) Computers Mice delivered 05/2020. (1) tablet on order.

SMART Facilities Update By Project



Primary Renovation

Phase: **49% Complete**

SCHEDULE: (Calendar Year)	1: Planning	2: Hire A/E	3: Design	4: Hire Contractor	5: Construction	6: Closeout
Planned	Q4 2016	Q4 2016	Q1 2017	Q3 2017	Q1 2018	Q1 2019
New Planned	Q4 2016	Q4 2016	Q1 2017	Q3 2017	Q1 2019	Q2 2020
Actual/Forecast	11/7/2016	11/7/2016	1/24/2017	10/30/2018	4/22/2019	6/21/2021

SCOPE:	BUDGET:
Additional Funding - Board Approved 02/5/19 (JJ-1)	\$1,202,142
Bldg Envelope Impr. (Roof, Window, Ext Wall, etc.)	\$1,198,000
HVAC Improvements	\$715,000

FLAG: S - Project Delayed

COMMENTS:

Original contractual date of substantial completion is 6/21/2020. Project is currently experiencing a two month delay due to roofing sub-permitting. Critical path to achieve contractual substantial completion depends on receiving a roofing sub-permit in a timely manner. This is being closely watched and will be updated accordingly.

Lake Forest Elementary School

SMART Facilities Update by Project Cont.

Re-roof Building 4

 Phase: **100%** Complete

SCHEDULE: (Calendar Year)	1: Planning	2: Hire A/E	3: Design	4: Hire Contractor	5: Construction	6: Closeout
Planned	N/A	N/A	N/A	N/A	N/A	N/A
Actual/Forecast	N/A	N/A	N/A	N/A	N/A	2/24/2016 8/24/2016

SCOPE: Re-roof of Building #4 in accordance with all applicable Codes and Standards.	BUDGET: \$475,000	FLAG: COMMENTS:
--	-----------------------------	----------------------------------

School Choice Enhancements*

 Phase: **86%** Complete

SCHEDULE:	PH:1 Planning/Design	PH:2 Implement	PH:3 Complete
Planned	Q4 2016	Q2 2018	TBD
Actual	12/2016	05/2018	TBD

SCOPE: School Choice Enhancement	BUDGET: \$100,000	FLAG: COMMENTS: Planned dates shown as TBD will be provided after all items have been ordered and funds allocated.
--	-----------------------------	--

*SCEP projects follows a three-phase design process that begins with planning/design, followed by implementation and finally completion when all items have been delivered and installed.



Lakeside Elementary School

900 NW 136 AVENUE, PEMBROKE PINES 33028

Location Num	3591
Board District	2
Board Member	Patricia Good
ADEFP Budget*	\$4,891,240
Total Facilities Budget	\$4,384,240

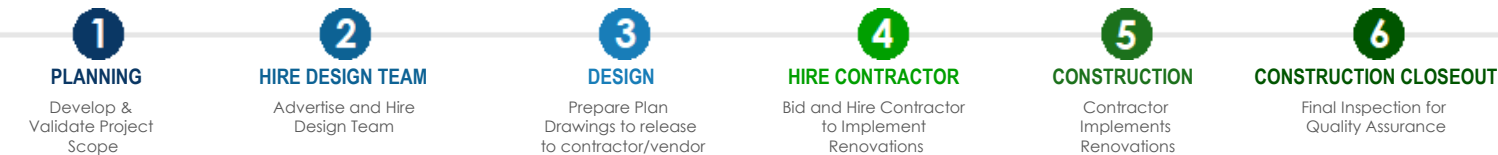
***NOTE** This quarter reflects the Adopted District Educational Facilities Plan total budget as approved by SBBC in September 2019. This budget includes Technology improvements and Musical Instruments Replacements which are not included in this section of the report.
 - All dates are based on calendar year. SMART funded projects are included. Only
 - Projects without expenditures to date may not show up in the "Financially Active Project Detail Schedule".

PRIMARY PROJECTS CURRENT STATUS: Hire Contractor

Primary Renovation: Contractor procurement in progress. Pending execution of the Notice to Proceed.

School Choice Enhancements: Kick-off meeting held 2/25/2019. Voting authorized 10/11/2019. Voting completed 10/31/2019. Voting results received 11/4/2019. (14) Promethean Boards delivered 12/2019. (98) stools, and (10) 10-piece portable work stations delivered 03/2020. (178) flexible chairs delivered 01/2020. Digital marquee in design.

SMART Facilities Update By Project



Primary Renovation

Phase: **85% Complete**

SCHEDULE: (Calendar Year)	1: Planning	2: Hire A/E	3: Design	4: Hire Contractor	5: Construction	6: Closeout
Planned	Q4 2017	Q1 2018	Q3 2018	Q2 2019	Q4 2019	Q2 2020
New Planned	Q4 2017	Q1 2018	Q3 2018	Q3 2019	Q1 2020	Q1 2021
Actual/Forecast	7/1/2017	8/30/2017	3/5/2018	3/26/2019	Q4 2020	

SCOPE:	BUDGET:
Additional Funding - Board Approved 05/19/20 (JJ-17)	\$1,385,240
Bldg Envelope Impr. (Roof, Window, Ext Wall, etc.)	\$1,231,000
HVAC Improvements	\$1,668,000

FLAG: S - Project Delayed

COMMENTS:

Funding Year 1 thru 3 projects are to take priority for advertisement of bid. The project is funded under Year 5 and has been advertised after the available funding Year 1 thru 3 projects that were advertised.

Lakeside Elementary School

SMART Facilities Update by Project Cont.

School Choice Enhancements*

 Phase: **58% Complete**

SCHEDULE:	PH:1 Planning/Design	PH:2 Implement	PH:3 Complete
Planned	Q4 2018	Q4 2019	TBD
Actual	11/2018	11/2019	TBD

SCOPE:	BUDGET:	FLAG:
School Choice Enhancement	\$100,000	COMMENTS: Planned dates shown as TBD will be provided after all items have been ordered and funds allocated.

*SCEP projects follows a three-phase design process that begins with planning/design, followed by implementation and finally completion when all items have been delivered and installed.



Lanier-James Education Center

1050 NW 7TH COURT, HALLANDALE 33009

Location Num	0405
Board District	1
Board Member	Ann Murray
ADEFP Budget*	\$162,000
Total Facilities Budget	\$100,000

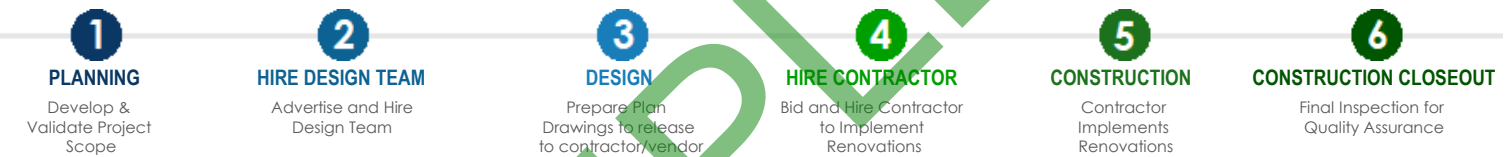
***NOTE** This quarter reflects the Adopted District Educational Facilities Plan total budget as approved by SBBC in September 2019. This budget includes Technology improvements and Musical Instruments Replacements which are not included in this section of the report.

- All dates are based on calendar year. SMART funded projects are included. Only
- Projects without expenditures to date may not show up in the "Financially Active Project Detail Schedule".

PRIMARY PROJECTS CURRENT STATUS: N/A

School Choice Enhancements: COMPLETED 03/2020 - Voting completed 6/13/17. School study carrels delivered 10/2017. Laptops delivered 10/2017. Weight room equipment delivered 11/2017. Media Center Furniture delivered 04/2018. Digital marquee pre-construction meeting held; permit issued 12/27/2018. Electrical underground work for the marquee completed 01/2019. Structural construction completed 8/2019; tie-in the electrical completed 08/2019. (1) Snow Cone Maker, (1) Hot Air Popcorn Maker, (4) Hubsan X4 H107CHD Quadcopter with HD Camera, (1) Inflatable Ball Chair on order.

SMART Facilities Update By Project



School Choice Enhancements*



*SCEP projects follows a three-phase design process that begins with planning/design, followed by implementation and finally completion when all items have been delivered and installed.



Larkdale Elementary School

3250 NW 12 PLACE, LAUDERHILL 33311

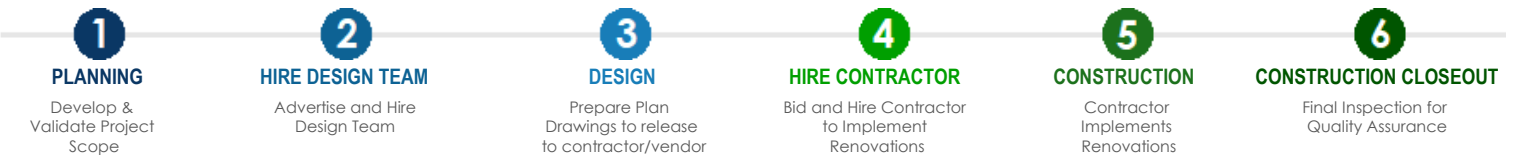
Location Num	0621
Board District	5
Board Member	Dr. Rosalind Osgood
ADEFP Budget*	\$2,899,350
Total Facilities Budget	\$2,790,350

***NOTE** This quarter reflects the Adopted District Educational Facilities Plan total budget as approved by SBBC in September 2019. This budget includes Technology improvements and Musical Instruments Replacements which are not included in this section of the report.
 - All dates are based on calendar year. SMART funded projects are included. Only
 - Projects without expenditures to date may not show up in the "Financially Active Project Detail Schedule".

PRIMARY PROJECTS CURRENT STATUS: Hire Contractor

Primary Renovation: Contractor procurement in progress. Pending execution of the Notice to Proceed.
 School Choice Enhancements: Kick-off meeting held 3/5/2019. Re-voting in progress.

SMART Facilities Update By Project



Primary Renovation

Phase: **55% Complete**

SCHEDULE: (Calendar Year)	1: Planning	2: Hire A/E	3: Design	4: Hire Contractor	5: Construction	6: Closeout
Planned	Q1 2018	Q2 2018	Q1 2019	Q2 2019	Q1 2020	Q3 2020
New Planned	Q1 2018	Q2 2018	Q1 2019	Q4 2019	Q1 2020	Q1 2021
Actual/Forecast	6/1/2017	8/30/2017	3/6/2018	6/19/2019	Q4 2020	

SCOPE:	BUDGET:
Additional Funding - Board Approved 8/19/20 (JJ-3)	\$1,289,350
Bldg Envelope Impr. (Roof, Window, Ext Wall, etc.)	\$331,000
Fire Alarm	\$294,000
HVAC Improvements	\$626,000
Improvements to or Replacement of building 1	\$150,000

FLAG: SB - Project Delayed

COMMENTS:

Reason: Delays have occurred during bid and award. The CM firm was delayed on bidding the project to sub-contractors and preparing the GMP amendment. Remedy: The CM firm has been removed from the project. The project has advertised for bids with bid opening having occurred. Pending execution of the Notice to Proceed. Budget: Additional funding of \$1,289,350 was approved by the Board on 8/19/2020 in conjunction with the approval to award the construction agreement for the project.

Larkdale Elementary School

SMART Facilities Update by Project Cont.

School Choice Enhancements*

 Phase: **75% Complete**

SCHEDULE:	PH:1 Planning/Design	PH:2 Implement	PH:3 Complete
Planned	Q4 2018	TBD	TBD
Actual	11/2018		

SCOPE:	BUDGET:	FLAG:
School Choice Enhancement	\$100,000	COMMENTS: Planned date for Implementation phase shown as TBD will be provided after voting process has been completed by the school community.

*SCEP projects follows a three-phase design process that begins with planning/design, followed by implementation and finally completion when all items have been delivered and installed.



Lauderdale Lakes Middle School

3911 NW 30 AVENUE, LAUDERDALE LAKES 33309

Location Num	1701
Board District	5
Board Member	Dr. Rosalind Osgood
ADEFP Budget*	\$7,024,378
Total Facilities Budget	\$6,758,378

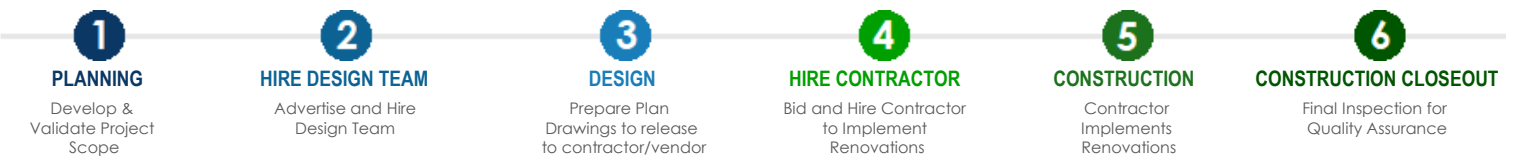
***NOTE** This quarter reflects the Adopted District Educational Facilities Plan total budget as approved by SBBC in September 2019. This budget includes Technology improvements and Musical Instruments Replacements which are not included in this section of the report.
 - All dates are based on calendar year. SMART funded projects are included. Only
 - Projects without expenditures to date may not show up in the "Financially Active Project Detail Schedule".

PRIMARY PROJECTS CURRENT STATUS: **Construction**

Primary Renovation: Construction in progress. Fire Sprinkler work (with the exception of the band room), restroom renovations and Media Center renovations, and the fire alarm installation are complete. Roofing of Buildings 1, 2, 3 and 4 is nearing completion with only metal coping work remaining. Final fire sprinkler scope of work is nearing completion.

School Choice Enhancements: COMPLETED 08/2020 - Voting completed 4/7/17. Digital marquee is in design. Shoot-a-way machine delivered 01/2018. Tour de France bikes and flight simulator delivered 02/2018. Pilot Simulator delivered 03/2018. Dance floor permitted 7/25/2019; construction completed 08/2019. (3) Row machines delivered 08/2019. Digital marquee underground electrical scope completed 11/2019; structural completed 02/2020. (6) Outdoor Benches delivered 07/2020. Window Wraps, Promethean Board delivered 08/2020.

SMART Facilities Update By Project



Primary Renovation

Phase: **98% Complete**

SCHEDULE: (Calendar Year)	1: Planning	2: Hire A/E	3: Design	4: Hire Contractor	5: Construction	6: Closeout
Planned	Q4 2015	Q4 2015	Q3 2016	Q2 2017	Q4 2017	Q4 2018
New Planned	Q4 2015	Q4 2015	Q3 2016	Q2 2017	Q4 2017	Q3 2019
Actual/Forecast	12/8/2015	12/8/2015	8/3/2016	8/3/2017	5/11/2018	11/20/2020

SCOPE:	BUDGET:
Additional Funding - Board Approved 7/21/20 (JJ-21)	\$177,378
Fire Alarm	\$461,000
Fire Sprinklers	\$2,311,000
Media Center improvements	\$363,000
Roof repair, stucco and waterproof, interior repairs, HVAC - evaluation, T&B and repair. Replace 4 AHUs and provide dehumidification.	\$3,346,000

FLAG: SB - Project Delayed

COMMENTS:
 Original contractual date of substantial completion is 7/10/2019. Reason: Previously delays have occurred in the design and bid and award phases. These delays were not recovered. Additional minor delays have occurred during construction. Delays started with replacement of the roofing sub-contractor. Original sub-contractor was not able to obtain a roofing sub-permit. Additional minor delays due to Summer rain that affected the roof work and unforeseen asbestos abatement that was needed in the large mechanical room. Remedy: Roofing sub-permits have been received and the roofing work is progressing. Update: additional delays are being experienced due to the current health crisis. Substantial completion is now scheduled for Q4 2020.

Lauderdale Lakes Middle School

SMART Facilities Update by Project Cont.

School Choice Enhancements*

 Phase: **97% Complete**

SCHEDULE:	PH:1 Planning/Design	PH:2 Implement	PH:3 Complete
Planned	Q1 2015	Q2 2017	Q1 2018
Actual	11/2015	04/2017	08/2020

SCOPE:

School Choice Enhancement

BUDGET:

\$100,000

FLAG:
COMMENTS:

*SCEP projects follows a three-phase design process that begins with planning/design, followed by implementation and finally completion when all items have been delivered and installed.



Lauderdale Manors Early Learning and Resource Center

1400 NW 14 COURT, FORT LAUDERDALE 33311

Location Num	0431
Board District	5
Board Member	Dr. Rosalind Osgood
ADEFP Budget*	\$7,111,500
Total Facilities Budget	\$4,101,672

***NOTE** This quarter reflects the Adopted District Educational Facilities Plan total budget as approved by SBBC in September 2019. This budget includes Technology improvements and Musical Instruments Replacements which are not included in this section of the report.

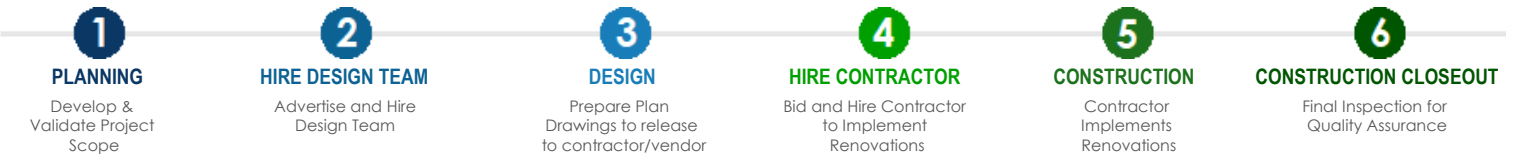
- All dates are based on calendar year. SMART funded projects are included. Only
- Projects without expenditures to date may not show up in the "Financially Active Project Detail Schedule".

PRIMARY PROJECTS CURRENT STATUS: Hire Contractor

Primary Renovation: Contractor procurement in progress. Board approval of additional funding and award of contractor has taken place in March 2020. Pending execution of the NTP. New Letter of Recommendation to Permit requires additional changes to the construction documents.

School Choice Enhancements: COMPLETED 03/2020 - Voting completed 11/28/16. Chairs, tables, two golf carts, cafeteria furniture, laptops, Facilities equipment, marquee sign letters and bulletin boards delivered 03/2017. Outdoor benches delivered 04/2017. A microwave, lectern with mics and a fridge delivered 11/2017. Chairs and Furniture delivered 01/2018. Two-way radios, printer, toner, microwave, fan, table and refrigerator delivered 02/2018. Table and door wraps delivered 03/2018. Power chargers delivered 04/2018. Playground upgrades permit issued 12/2018, construction complete 03/2019. Two-way radios, printer, and picnic table delivered 06/2019. (1) Portable air pump, (1) tire inflator delivered 11/2019.

SMART Facilities Update By Project



Primary Renovation

Phase: **90% Complete**

SCHEDULE: (Calendar Year)	1: Planning	2: Hire A/E	3: Design	4: Hire Contractor	5: Construction	6: Closeout
Planned	Q2 2016	Q2 2016	Q1 2017	Q4 2017	Q1 2018	Q1 2019
New Planned	Q2 2016	Q2 2016	Q1 2017	Q1 2019	Q2 2019	Q2 2020
Actual/Forecast	4/22/2016	6/21/2016	1/30/2017	6/5/2019	Q4 2020	

SCOPE:	BUDGET:
Additional Funding - Board Approved 03/31/20 (10)	\$3,976,444
Bldg Envelope Impr. (Roof, Window, Ext Wall, etc.)	\$1,336,807
HVAC Improvements	\$1,502,000
Renovate Restroom	\$135,249

FLAG: S - Project Delayed

COMMENTS:

Reason: Delay in Design has occurred due to an above average amount of Construction Document submittals to the Building Department. A roofing reality check was completed. There was no scope changes. Remedy: The owner will be enforcing terms of the contract for delays and multiple resubmissions. Update: The Letter of Recommendation to Permit has expired. New Building Department review is in progress prior to receiving a permit with the approved contractor.

Lauderdale Manors Early Learning and Resource Center

SMART Facilities Update by Project Cont.

School Choice Enhancements*

 Phase: **99% Complete**

SCHEDULE:	PH:1 Planning/Design	PH:2 Implement	PH:3 Complete
Planned	Q1 2015	Q4 2016	Q1 2020
Actual	11/2015	11/2016	03/2020

SCOPE:	BUDGET:	FLAG:
School Choice Enhancement	\$100,000	COMMENTS: All items approved by voting process have been delivered and installed. School is determining how to spend the remaining funding from the contingency portion of the SCEP funding.

*SCEP projects follows a three-phase design process that begins with planning/design, followed by implementation and finally completion when all items have been delivered and installed.



Lauderhill 6-12 STEM-MED Magnet School

1901 NW 49 AVENUE, LAUDERHILL 33313

Location Num	1391
Board District	5
Board Member	Dr. Rosalind Osgood
ADEFP Budget*	\$6,658,000
Total Facilities Budget	\$6,226,000

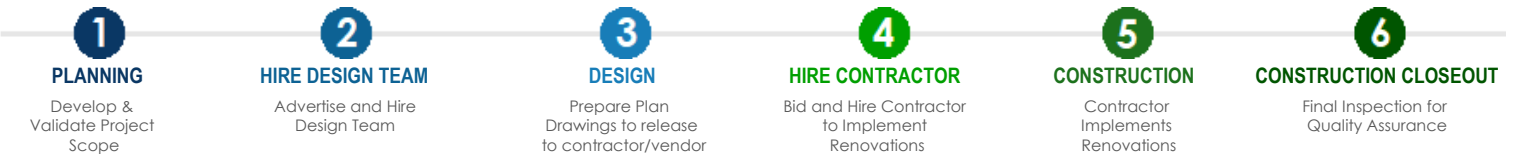
***NOTE** This quarter reflects the Adopted District Educational Facilities Plan total budget as approved by SBBC in September 2019. This budget includes Technology improvements and Musical Instruments Replacements which are not included in this section of the report.
 - All dates are based on calendar year. SMART funded projects are included. Only
 - Projects without expenditures to date may not show up in the "Financially Active Project Detail Schedule".

PRIMARY PROJECTS CURRENT STATUS: Design

Primary Renovation: 100% Construction Documents in the permitting process. Negotiations are in progress with design firm for additional services.

School Choice Enhancements: Voting authorized 5/15/18 - Voting completed 6/6/18 - Coordinating proposals with school. Crowd control items delivered on 10/2018. NTP for gym scoreboards installation executed 02/2019. (149) combination chairs/desks delivered 04/2019. (2) Gym scoreboards delivered and installed 10/2019. (150) chairs on order. Gym bleachers replacement began 04/2020; completed 09/2020. (150) Chairs on order.

SMART Facilities Update By Project



Primary Renovation

Phase: **96% Complete**

SCHEDULE: (Calendar Year)	1: Planning	2: Hire A/E	3: Design	4: Hire Contractor	5: Construction	6: Closeout
Planned	Q3 2016	Q3 2016	Q1 2017	Q4 2017	Q2 2018	Q3 2019
New Planned	Q3 2016	Q3 2016	Q1 2017	Q2 2019	Q4 2019	Q1 2021
Actual/Forecast	8/2/2016	9/7/2016	2/14/2017	Q4 2020		

SCOPE:	BUDGET:
Fire Alarm	\$461,000
Fire Sprinklers	\$1,218,000
HVAC Improvements	\$1,879,000
Media Center improvements	\$579,000
Roof repairs, new elevator, remodel mezzanine, covered walkway, gym lights	\$1,868,000

FLAG: S - Project Delayed

COMMENTS:

Reason: Delays in design due to decisions by the District required to be made related to the scope. Additional delays have occurred in the design process related to the permitting. The design firm has required almost three months to provide a second submission for permit. Remedy: The owner will be enforcing terms of the contract for delays and multiple resubmissions.

Lauderhill 6-12 STEM-MED Magnet School

SMART Facilities Update by Project Cont.

Weight Room

 Phase: **100% Complete**

SCHEDULE: (Calendar Year)	1: Planning	2: Hire A/E	3: Design	4: Hire Contractor	5: Construction	6: Closeout
Planned	Q2 2017	Q2 2017	Q3 2017	Q3 2017	Q3 2017	Q1 2018
Actual/Forecast	5/5/2017	5/12/2017	7/13/2017	8/2/2017	1/18/2018	3/1/2018

SCOPE: Weight Room Renovation	BUDGET: \$121,000	FLAG: COMMENTS:
---	-----------------------------	----------------------------------

School Choice Enhancements*

 Phase: **91% Complete**

SCHEDULE:	PH:1 Planning/Design	PH:2 Implement	PH:3 Complete
Planned	Q1 2016	Q2 2018	TBD
Actual	01/2016	06/2018	TBD

SCOPE: School Choice Enhancement	BUDGET: \$100,000	FLAG: COMMENTS: Planned dates shown as TBD will be provided after all items have been ordered and funds allocated.
--	-----------------------------	--

*SCEP projects follows a three-phase design process that begins with planning/design, followed by implementation and finally completion when all items have been delivered and installed.



Lauderhill Community School at Park Lakes Learning Center (f.k.a. Castle Hill Annex)

4747 NW 14TH STREET, LAUDERHILL 33313

Location Num	1382
Board District	5
Board Member	Dr. Rosalind Osgood
ADEFP Budget*	\$744,000
Total Facilities Budget	\$744,000

***NOTE** This quarter reflects the Adopted District Educational Facilities Plan total budget as approved by SBBC in September 2019. This budget includes Technology improvements and Musical Instruments Replacements which are not included in this section of the report.

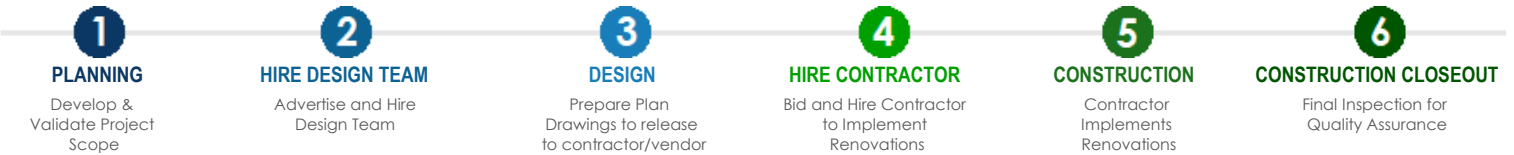
- All dates are based on calendar year. SMART funded projects are included. Only
- Projects without expenditures to date may not show up in the "Financially Active Project Detail Schedule".

PRIMARY PROJECTS CURRENT STATUS: Hire Contractor

Primary Renovation: Contractor procurement in progress. Pending advertisement for bids.

School Choice Enhancements: COMPLETED 09/2019 - Kick-off meeting held 3/4/2019. Voting complete 4/5/2019. (4) radios delivered 06/2019. (32) Lenovo desktop computers and (4) 30 unit L380 laptop carts delivered 09/2019.

SMART Facilities Update By Project



Primary Renovation

Phase: **5% Complete**

SCHEDULE: (Calendar Year)	1: Planning	2: Hire A/E	3: Design	4: Hire Contractor	5: Construction	6: Closeout
Planned	Q1 2018	Q2 2018	Q4 2018	Q2 2019	Q4 2019	Q2 2020
New Planned	Q1 2018	Q2 2018	Q4 2018	Q1 2020	Q2 2020	Q2 2021
Actual/Forecast	8/1/2017	10/6/2017	5/11/2018	4/14/2020	Q1 2021	

SCOPE:	BUDGET:
Bldg Envelope Impr. (Roof, Window, Ext Wall, etc.)	\$203,000
Fire Alarm	\$252,000
HVAC Improvements	\$73,000
Media Center improvements	\$116,000

FLAG: S - Project Delayed

COMMENTS:

Delays occurred in the design process related to approval of the Letter of Recommendation to Permit. The project experienced a delay of 3 months during design. The project was pending a new CSMP contract in order to request proposals. The new CSMP contract are now being used for emergency purposes only. The project has experienced a delay of 3 months while on hold for the new CSMP contracts prior to the direction to advertise for bids.

Lauderhill Community School at Park Lakes Learning Center (f.k.a. Castle Hill Annex)

SMART Facilities Update by Project Cont.

School Choice Enhancements*

 Phase: **100% Complete**

SCHEDULE:	PH:1 Planning/Design	PH:2 Implement	PH:3 Complete	
Planned	Q4 2018	Q2 2019	Q1 2020	Q1 2020
Actual	11/2018	04/2019	09/2019	09/2019

SCOPE:

School Choice Enhancement

BUDGET:

\$100,000

FLAG:
COMMENTS:

*SCEP projects follows a three-phase design process that begins with planning/design, followed by implementation and finally completion when all items have been delivered and installed.



Lauderhill-Paul Turner Elementary School

1500 NW 49 AVENUE, LAUDERHILL 33313

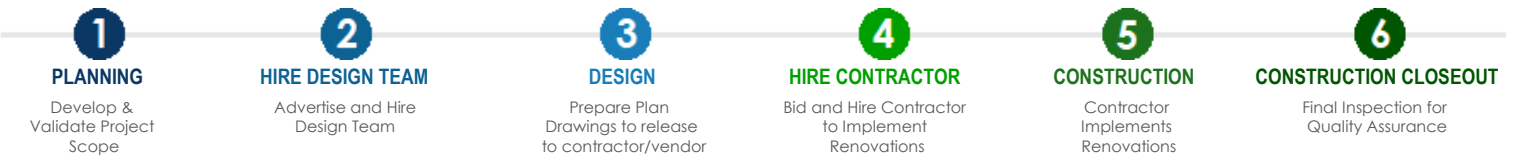
Location Num	1381
Board District	5
Board Member	Dr. Rosalind Osgood
ADEFP Budget*	\$2,791,000
Total Facilities Budget	\$2,395,000

***NOTE** This quarter reflects the Adopted District Educational Facilities Plan total budget as approved by SBBC in September 2019. This budget includes Technology improvements and Musical Instruments Replacements which are not included in this section of the report.
 - All dates are based on calendar year. SMART funded projects are included. Only
 - Projects without expenditures to date may not show up in the "Financially Active Project Detail Schedule".

PRIMARY PROJECTS CURRENT STATUS: Hire Contractor

Primary Renovation: Contractor procurement in progress. Bid advertisement is on hold pending roofing reality check.
 School Choice Enhancements: Kick-off meeting held 12/18/18. Ballot Development in progress.

SMART Facilities Update By Project



Primary Renovation

Phase: **5% Complete**

SCHEDULE: (Calendar Year)	1: Planning	2: Hire A/E	3: Design	4: Hire Contractor	5: Construction	6: Closeout
Planned	Q4 2017	Q1 2018	Q4 2018	Q2 2019	Q1 2020	Q2 2020 Q3 2020
New Planned	Q4 2017	Q1 2018	Q4 2018	Q4 2019	Q3 2020	Q2 2021 Q3 2021
Actual/Forecast	6/1/2017	8/30/2017	3/14/2018	8/23/2019	Q2 2021	

SCOPE:	BUDGET:
Bldg Envelope Impr. (Roof, Window, Ext Wall, etc.)	\$1,235,000
Fire Sprinklers	\$912,000
HVAC Improvements	\$148,000

FLAG: S - Delay Possible

COMMENTS:

The project is pending a roofing reality check before bidding. The purpose of the reality check is to identify opportunities for cost and scope efficiencies. Funding Year 1 thru 3 projects are to take priority for advertisement of bid. The project is funded under Year 5 and will conduct a roofing reality check after the funding Year 1 thru 3 projects that are pending.

Lauderhill-Paul Turner Elementary School

SMART Facilities Update by Project Cont.

School Choice Enhancements*

 Phase: **25%** Complete

SCHEDULE:	PH:1 Planning/Design	PH:2 Implement	PH:3 Complete
Planned	Q4 2018	TBD	TBD
Actual	11/2018		

SCOPE:	BUDGET:	FLAG:
School Choice Enhancement	\$100,000	COMMENTS: Planned date for Implementation phase shown as TBD will be provided after voting process has been completed by the school community.

*SCEP projects follows a three-phase design process that begins with planning/design, followed by implementation and finally completion when all items have been delivered and installed.



Liberty Elementary School

2450 BANKS ROAD, MARGATE 33063

Location Num	3821
Board District	7
Board Member	Nora Rupert
ADEFP Budget*	\$1,008,093
Total Facilities Budget	\$565,093

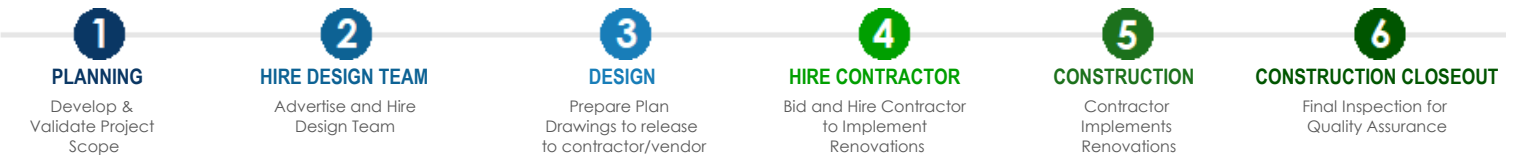
***NOTE** This quarter reflects the Adopted District Educational Facilities Plan total budget as approved by SBBC in September 2019. This budget includes Technology improvements and Musical Instruments Replacements which are not included in this section of the report.
 - All dates are based on calendar year. SMART funded projects are included. Only
 - Projects without expenditures to date may not show up in the "Financially Active Project Detail Schedule".

PRIMARY PROJECTS CURRENT STATUS: **Construction**

Primary Renovation: Construction in progress. Music Room and Art room demo is complete. Art Room electrical is complete. Music Room electrical is pending IT installation of the overhead projector. HVAC work is complete.

School Choice Enhancements: COMPLETED 11/2017 - Voting completed 2/9/16. Chairs delivered 08/2016. (64) TVs for the classrooms delivered 12/2016; installation completed 11/2017. Cafeteria sound system delivered 04/2017. New media TV production system delivered 11/2017. Marquee Installed 10/2017; electrical tie-in complete 11/2017.

SMART Facilities Update By Project



Primary Renovation

Phase: **99% Complete**

SCHEDULE: (Calendar Year)	1: Planning	2: Hire A/E	3: Design	4: Hire Contractor	5: Construction	6: Closeout
Planned	Q2 2017	Q2 2017	Q1 2018	Q3 2018	Q1 2019	Q1 2020
New Planned	Q2 2017	Q2 2017	Q1 2018	Q3 2019	Q1 2020	Q1 2021
Actual/Forecast	4/1/2017	6/22/2017	12/19/2017	3/22/2019	3/4/2020	10/28/2020

SCOPE:	BUDGET:
Additional Funding - Board Approved 12/10/19 (JJ-5)	\$88,093
Conversion of Existing Space to Music and/or Art Lab(s)	\$169,000
HVAC Improvements	\$65,000
Music Room Renovation	\$136,000
PE/Athletic Improvements	\$7,000

FLAG:

COMMENTS:
 Original contractual date of substantial completion is 9/27/2020. Contractor is currently delayed by one month due to coordination with IT for overhead projector installation.

Liberty Elementary School

SMART Facilities Update by Project Cont.

School Choice Enhancements*

 Phase: **100% Complete**

SCHEDULE:	PH:1 Planning/Design	PH:2 Implement	PH:3 Complete
Planned	Q1 2015	Q1 2016	Q2 2018
Actual	11/2015	02/2016	11/2017

SCOPE:	BUDGET:	FLAG:
School Choice Enhancement	\$100,000	COMMENTS: <div style="border: 1px solid black; height: 30px; width: 100%;"></div>

*SCEP projects follows a three-phase design process that begins with planning/design, followed by implementation and finally completion when all items have been delivered and installed.



Lloyd Estates Elementary School

750 NW 41 STREET, OAKLAND PARK 33309

Location Num	1091
Board District	3
Board Member	Heather P. Brinkworth
ADEFP Budget*	\$2,581,000
Total Facilities Budget	\$2,352,000

***NOTE** This quarter reflects the Adopted District Educational Facilities Plan total budget as approved by SBBC in September 2019. This budget includes Technology improvements and Musical Instruments Replacements which are not included in this section of the report.

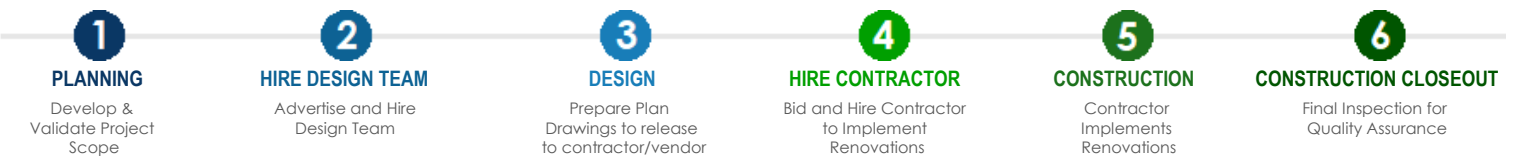
- All dates are based on calendar year. SMART funded projects are included. Only
- Projects without expenditures to date may not show up in the "Financially Active Project Detail Schedule".

PRIMARY PROJECTS CURRENT STATUS: Design

Primary Renovation: 100% Construction Documents in the permitting process. Design firm currently addressing Building Department comments prior to submitting the eighth time for permit application.

School Choice Enhancements: COMPLETE 03/2017 - Voting completed 11/18/16. Two-way radios, poster maker, LCD projectors, digital cameras, (12) Recordex were delivered 03/2017.

SMART Facilities Update By Project



Primary Renovation

Phase: **99% Complete**

SCHEDULE: (Calendar Year)	1: Planning	2: Hire A/E	3: Design	4: Hire Contractor	5: Construction	6: Closeout
Planned	Q2 2016	Q3 2016	Q1 2017	Q4 2017	Q1 2018	Q1 2019
New Planned	Q2 2016	Q3 2016	Q1 2017	Q2 2019	Q4 2019	Q1 2021
Actual/Forecast	6/17/2016	8/16/2016	2/23/2017	Q4 2020		

SCOPE:	BUDGET:
Bldg Envelope Impr. (Roof, Window, Ext Wall, etc.)	\$625,000
Fire Alarm	\$293,000
Fire Sprinklers	\$280,000
HVAC Improvements	\$870,000
Media Center improvements	\$184,000

FLAG: S - Project Delayed

COMMENTS:

Reason: Delays have occurred during the permitting process of the design phase. The design firm has required an above average amount of time to resubmit the second and third submission of construction documents for permitting. Currently pending the seventh submission for permitting. Remedy: The owner will be enforcing terms of the contract for delays and multiple resubmissions.

Lloyd Estates Elementary School

SMART Facilities Update by Project Cont.

School Choice Enhancements*

 Phase: **100%** Complete

SCHEDULE:	PH:1 Planning/Design	PH:2 Implement	PH:3 Complete
Planned	Q1 2016	Q4 2016	Q1 2017
Actual	01/2016	11/2016	03/2017

SCOPE:

School Choice Enhancement

BUDGET:

\$100,000

FLAG:
COMMENTS:

*SCEP projects follows a three-phase design process that begins with planning/design, followed by implementation and finally completion when all items have been delivered and installed.



Lyons Creek Middle School

4333 SOL PRESS BOULEVARD, COCONUT CREEK 33073

Location Num	3101
Board District	7
Board Member	Nora Rupert
ADEFP Budget*	\$3,767,502
Total Facilities Budget	\$3,149,000

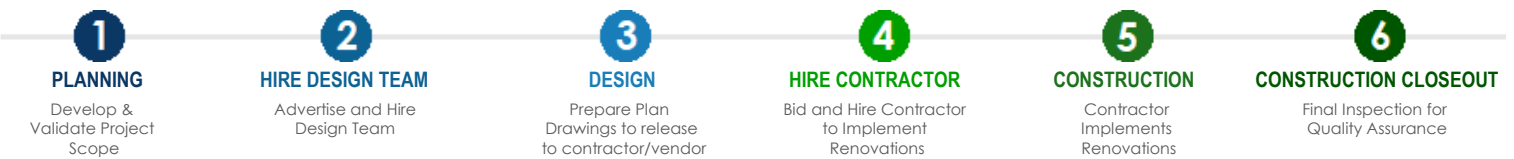
***NOTE** This quarter reflects the Adopted District Educational Facilities Plan total budget as approved by SBBC in September 2019. This budget includes Technology improvements and Musical Instruments Replacements which are not included in this section of the report.
 - All dates are based on calendar year. SMART funded projects are included. Only
 - Projects without expenditures to date may not show up in the "Financially Active Project Detail Schedule".

PRIMARY PROJECTS CURRENT STATUS: Design

Primary Renovation: Design Scope Validation is in progress.

School Choice Enhancements: Principal's letter initiated 11/30/2018 for Year 5 group. Kick-off meeting held 01/11/2018. Ballot developed and waiting for SAC's approval on 2/19/2019. Voting authorized 2/20/2019. Voting completed 3/11/2019. Digital marquee on order. School name on building installed 5/2019. Aiphone for the Single Point of Entry installation completed 03/2020. Marquee is in design.

SMART Facilities Update By Project



Primary Renovation

Phase: **18% Complete**

SCHEDULE: (Calendar Year)	1: Planning	2: Hire A/E	3: Design	4: Hire Contractor	5: Construction	6: Closeout
Planned	Q2 2018	Q3 2018	Q1 2019	Q4 2019	Q2 2020	Q4 2020
New Planned	Q2 2018	Q3 2018	Q2 2019	Q4 2020	Q3 2021	Q3 2022
Actual/Forecast	9/28/2017	6/27/2018	6/24/2020	Q3 2021		

SCOPE:	BUDGET:
Art Room Renovation and Equipment	\$85,000
Bldg Envelope Impr. (Roof, Window, Ext Wall, etc.)	\$1,251,000
Conversion of Existing Space to Music and/or Art Lab(s)	\$928,000
HVAC Improvements	\$264,000
Music Room Renovation	\$521,000

FLAG: S - Delay Possible

COMMENTS:

Reason: Delays occurred due to additional review of the delivery method and Board approval to perform the project using CMAR services. Remedy: Authorization to Proceed has been executed and the design has begun.

Lyons Creek Middle School

SMART Facilities Update by Project Cont.

School Choice Enhancements*

 Phase: **40% Complete**

SCHEDULE:	PH:1 Planning/Design	PH:2 Implement	PH:3 Complete
Planned	Q4 2018	Q1 2019	TBD
Actual	11/2018	03/2019	TBD

SCOPE:	BUDGET:	FLAG:
School Choice Enhancement	\$100,000	COMMENTS: Planned dates shown as TBD will be provided after all items have been ordered and funds allocated.

*SCEP projects follows a three-phase design process that begins with planning/design, followed by implementation and finally completion when all items have been delivered and installed.



Manatee Bay Elementary School

19200 SW 36 STREET, WESTON 33332

Location Num	3841
Board District	6
Board Member	Laurie Rich Levinson
ADEFP Budget*	\$3,093,861
Total Facilities Budget	\$2,484,661

***NOTE** This quarter reflects the Adopted District Educational Facilities Plan total budget as approved by SBBC in September 2019. This budget includes Technology improvements and Musical Instruments Replacements which are not included in this section of the report.
 - All dates are based on calendar year. SMART funded projects are included. Only
 - Projects without expenditures to date may not show up in the "Financially Active Project Detail Schedule".

PRIMARY PROJECTS CURRENT STATUS: Complete

Primary Renovation: Complete.

School Choice Enhancements: COMPLETED 04/2018 - Voting completed 6/10/16. (2) 6' benches with canopies, computers, carts, robotics material, two-way radios, printers, storage shelving delivered and installed between 09/2016 and 11/2016. Media production system delivered 08/2017. Shade structure for the playground permitted on 6/2017; construction completed 11/2017. Media production upgrade delivered 08/2017. Classroom tables delivered 04/2018.

SMART Facilities Update By Project



Primary Renovation

Phase: 100% Complete

SCHEDULE: (Calendar Year)	1: Planning	2: Hire A/E	3: Design	4: Hire Contractor	5: Construction	6: Closeout
Planned	Q1 2016	Q1 2016	Q3 2016	Q2 2017	Q4 2017	Q4 2018
New Planned	Q1 2016	Q1 2016	Q3 2016	Q2 2017	Q4 2017	Q4 2018
Actual/Forecast	1/6/2016	3/15/2016	9/23/2016	5/19/2017	11/15/2017	11/2/2018

SCOPE:	BUDGET:
Additional Funding - Board Approved 10/17/17 (JJ-14)	\$625,661
Art Room Renovation and Equipment	\$65,000
Bldg Envelope Impr. (Roof, Window, Ext Wall, etc.)	\$862,000
Conversion of Existing Space to Music and/or Art Lab(s)	\$339,000
HVAC Improvements	\$357,000
Music Room Renovation	\$136,000

FLAG:
COMMENTS:

Manatee Bay Elementary School

SMART Facilities Update by Project Cont.

School Choice Enhancements*

 Phase: **100%** Complete

SCHEDULE:	PH:1 Planning/Design	PH:2 Implement	PH:3 Complete
Planned	Q1 2016	Q2 2016	Q4 2017
Actual	01/2016	06/2016	04/2018

SCOPE:	BUDGET:	FLAG:
School Choice Enhancement	\$100,000	COMMENTS: <div style="border: 1px solid black; height: 30px; width: 100%;"></div>

*SCEP projects follows a three-phase design process that begins with planning/design, followed by implementation and finally completion when all items have been delivered and installed.



Maplewood Elementary School

9850 RAMBLEWOOD DRIVE, CORAL SPRINGS 33071

Location Num	2741
Board District	4
Board Member	Lori Alhadeff
ADEFP Budget*	\$5,418,455
Total Facilities Budget	\$5,037,455

***NOTE** This quarter reflects the Adopted District Educational Facilities Plan total budget as approved by SBBC in September 2019. This budget includes Technology improvements and Musical Instruments Replacements which are not included in this section of the report.

- All dates are based on calendar year. SMART funded projects are included. Only
- Projects without expenditures to date may not show up in the "Financially Active Project Detail Schedule".

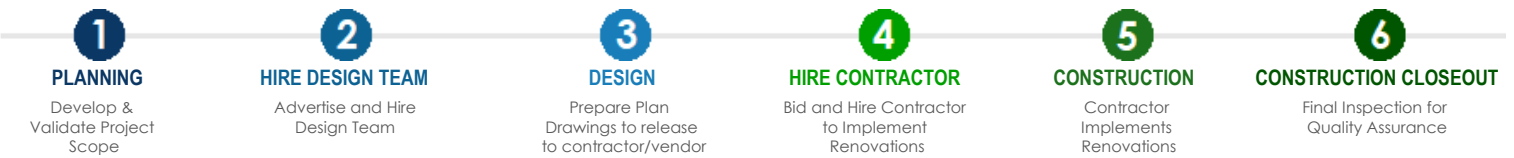
PRIMARY PROJECTS CURRENT STATUS: **Construction**

Primary Renovation - Phase 1: Construction in progress. Framing and Plumbing is complete in the restrooms. Fire Sprinkler installation has begun with underground piping outside being installed. Fire Alarm installation is complete. Contractor has replaced the roofing sub and a new roofing shop drawing is being prepared.

Primary Renovation - Phase 2: Construction in progress. Framing and fire sprinkler installation in the Media Center is complete. Electrical work is nearing completion. Concrete slab has failed a moisture test. Contractor to submit a Construction Change Directive for approval.

School Choice Enhancements: COMPLETED 03/2020 - Voting completed 08/2016. Stage sound system and projector delivered and installed 01/2017. Shade structure and PIP, permit received, installation completed 07/2018.

SMART Facilities Update By Project



Primary Renovation - Phase 1

Phase: **90% Complete**

SCHEDULE: (Calendar Year)	1: Planning	2: Hire A/E	3: Design	4: Hire Contractor	5: Construction	6: Closeout
Planned	Q4 2015	Q4 2015	Q3 2016	Q1 2018	Q2 2018	Q2 2019
New Planned	Q4 2015	Q4 2015	Q3 2016	Q1 2019	Q3 2019	Q4 2020
Actual/Forecast	12/8/2015	12/8/2015	8/4/2016	3/29/2019	2/24/2020	2/28/2021

SCOPE:	BUDGET:
ADA Restrooms & Fire Sprinkler @ Restrooms	\$955,505
Additional Funding - Board Approved 12/10/19 (JJ-1)	\$2,295,826
Bldg Envelope Impr. (Roof, Window, Ext Wall, etc.)	\$1,030,429
Fire Alarm	\$293,695

FLAG: S - Delay Possible

COMMENTS:

Original contractual date of substantial completion is 2/5/2021. Contractor is currently delayed one month due to the replacement of the roofing sub. Previous delays during the bid and award phase will not be recovered.

Maplewood Elementary School

SMART Facilities Update by Project Cont.

Primary Renovation - Phase 2

 Phase: **90% Complete**

SCHEDULE: (Calendar Year)	1: Planning	2: Hire A/E	3: Design	4: Hire Contractor	5: Construction	6: Closeout
Planned	Q2 2017	Q3 2017	Q3 2017	Q1 2018	Q4 2018	Q1 2020
New Planned	Q2 2017	Q3 2017	Q3 2017	Q3 2019	Q1 2020	Q1 2021
Actual/Forecast	4/1/2017	6/22/2017	12/19/2017	4/3/2019	2/24/2020	10/30/2020

SCOPE:	BUDGET:
HVAC Improvements	\$104,000
Media Center improvements	\$258,000

FLAG:	COMMENTS:
	Original contractual date of substantial completion is 10/7/2020. Contractor is currently delayed by one month due to the moisture test failure done on the concrete slab in the Media Center.

School Choice Enhancements*

 Phase: **99% Complete**

SCHEDULE:	PH:1 Planning/Design	PH:2 Implement	PH:3 Complete
Planned	Q1 2015	Q3 2016	Q1 2020
Actual	11/2015	08/2016	03/2020

SCOPE:	BUDGET:
School Choice Enhancement	\$100,000

FLAG:	COMMENTS:
	All items approved by voting process have been delivered and installed. School is determining how to spend the remaining funding from the contingency portion of the SCEP funding.

*SCEP projects follows a three-phase design process that begins with planning/design, followed by implementation and finally completion when all items have been delivered and installed.



Margate Elementary School

6300 NW 18 STREET, MARGATE 33063

Location Num	1161
Board District	7
Board Member	Nora Rupert
ADEFP Budget*	\$4,960,753
Total Facilities Budget	\$4,523,753

***NOTE** This quarter reflects the Adopted District Educational Facilities Plan total budget as approved by SBBC in September 2019. This budget includes Technology improvements and Musical Instruments Replacements which are not included in this section of the report.
 - All dates are based on calendar year. SMART funded projects are included. Only
 - Projects without expenditures to date may not show up in the "Financially Active Project Detail Schedule".

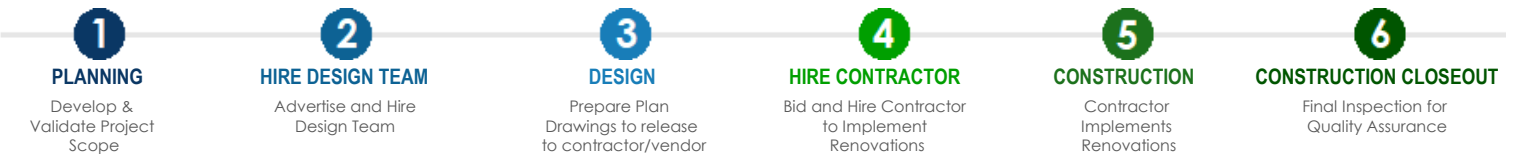
PRIMARY PROJECTS CURRENT STATUS: **Construction**

Primary Renovation: Construction in progress. Submittals are being prepared.

Classroom Addition: 100% Construction Documents in permit review. Design firm currently addressing Building Department comments prior to resubmitting for the second review.

School Choice Enhancements: Voting completed 1/5/16. Voting results received 6/12/18. Bookcases delivered 7/2016; Student computers delivered 8/2016; Margate revoted to repurpose playground funds to address minor security enhancements. Aiphone and strike installed 11/2018.

SMART Facilities Update By Project



Primary Renovation

Phase: **1% Complete**

SCHEDULE: (Calendar Year)	1: Planning	2: Hire A/E	3: Design	4: Hire Contractor	5: Construction	6: Closeout
Planned	Q3 2015	Q4 2015	Q3 2016	Q4 2017	Q1 2018	Q2 2019
New Planned	Q3 2015	Q4 2015	Q3 2016	Q2 2020	Q3 2020	Q4 2021
Actual/Forecast	9/28/2015	12/8/2015	9/23/2016	12/19/2019	9/8/2020	6/15/2021

SCOPE:	BUDGET:
Bldg Envelope Impr. (Roof, Window, Ext Wall, etc.)	\$2,238,752
Conversion of Existing Space to Music and/or Art Lab(s)	\$169,000
Fire Sprinklers	\$531,000
HVAC Improvements	\$640,461
Music Room Renovation	\$136,000

FLAG:
COMMENTS: Original contractual date of substantial completion is 6/15/2021. Project is currently on pace.

Margate Elementary School

SMART Facilities Update by Project Cont.

Classroom Addition

Phase: **96% Complete**

SCHEDULE: (Calendar Year)	1: Planning	2: Hire A/E	3: Design	4: Hire Contractor	5: Construction	6: Closeout
Planned	N/A	N/A	N/A	N/A	N/A	N/A
New Planned	Q3 2015	Q4 2015	Q3 2016	Q2 2020	Q3 2020	Q4 2021
Actual/Forecast	9/28/2015	6/25/2019	9/16/2019	Q4 2020		

SCOPE:
 Improvements to or Replacement of building 1

BUDGET:
 \$683,000

FLAG: S - Project Delayed

COMMENTS:
 The project is experiencing delays in design. The demolition scope has been removed to accelerate, to avoid delays. The classroom addition is pending 100% construction documents for permit review. Update: Project received word from the City of Margate that the site utility design requires revision to be accepted. Revisions are in progress.

RTU Replacement

Phase: **100% Complete**

SCHEDULE: (Calendar Year)	1: Planning	2: Hire A/E	3: Design	4: Hire Contractor	5: Construction	6: Closeout
Planned	N/A	N/A	N/A	N/A	N/A	N/A
Actual/Forecast	N/A	N/A	N/A	8/10/2016	4/1/2018	12/13/2017

SCOPE:
 HVAC Improvements - RTU Replacement

BUDGET:
 \$25,539

FLAG:

COMMENTS:

Demolition

Phase: **85% Complete**

SCHEDULE: (Calendar Year)	1: Planning	2: Hire A/E	3: Design	4: Hire Contractor	5: Construction	6: Closeout
Planned	N/A	N/A	N/A	N/A	N/A	N/A
New Planned	Q3 2019	N/A	Q3 2019	Q2 2020	Q4 2020	Q1 2021
Actual/Forecast	9/16/2019	N/A	9/16/2019	4/16/2020	Q4 2020	

SCOPE:
 Buildings Demolition

BUDGET:
 \$1

FLAG:

COMMENTS:

Margate Elementary School

SMART Facilities Update by Project Cont.

School Choice Enhancements*

 Phase: **62% Complete**

SCHEDULE:	PH:1 Planning/Design	PH:2 Implement	PH:3 Complete
Planned	Q1 2015	Q1 2016	TBD
Actual	11/2015	01/2016	TBD

SCOPE:

School Choice Enhancement

BUDGET:

\$100,000

FLAG:
COMMENTS:

School revoted to repurpose remaining funds to address minor security enhancements. Planned dates shown as TBD will be provided after all items have been ordered and funds allocated.

*SCEP projects follows a three-phase design process that begins with planning/design, followed by implementation and finally completion when all items have been delivered and installed.



Margate Middle School

500 NW 65 AVENUE, MARGATE 33063

Location Num	0581
Board District	7
Board Member	Nora Rupert
ADEFP Budget*	\$9,122,000
Total Facilities Budget	\$8,736,000

***NOTE** This quarter reflects the Adopted District Educational Facilities Plan total budget as approved by SBBC in September 2019. This budget includes Technology improvements and Musical Instruments Replacements which are not included in this section of the report.

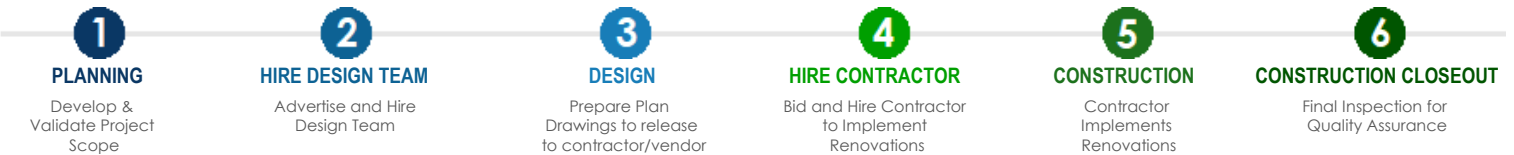
- All dates are based on calendar year. SMART funded projects are included. Only
- Projects without expenditures to date may not show up in the "Financially Active Project Detail Schedule".

PRIMARY PROJECTS CURRENT STATUS: Design

Primary Renovation: 100% Construction Documents in the permitting process. Design firm currently revising and resubmitting for the eighth permit review.

School Choice Enhancements: Voting authorized 4/17/18 - Voting completed 6/5/18 - (11) Printers, Student and Teacher Chairs on order. Student Headphones delivered 08/2018. (110) Student laptops, Earthwalk Cart delivered 10/2018. Student/Teacher Desks, Gym scoreboards delivered and installed 11/2018. Marquee structure installed 03/2020. Electrical tie-in complete 04/2020. Marquee is complete 04/2020. Front Office Furniture on order.

SMART Facilities Update By Project



Primary Renovation

Phase: **99% Complete**

SCHEDULE: (Calendar Year)	1: Planning	2: Hire A/E	3: Design	4: Hire Contractor	5: Construction	6: Closeout
Planned	Q3 2016	Q4 2016	Q1 2017	Q4 2017	Q4 2018	Q1 2020
New Planned	Q3 2016	Q4 2016	Q1 2017	Q2 2019	Q3 2019	Q4 2020
Actual/Forecast	8/22/2016	10/18/2016	4/3/2017	Q4 2020		

SCOPE:	BUDGET:
Art Room Renovation and Equipment	\$85,000
Bldg Envelope Impr. (Roof, Window, Ext Wall, etc.)	\$4,288,000
Conversion of Existing Space to Music and/or Art Lab(s)	\$284,000
Electrical Improvements	\$371,000
Fire Alarm	\$461,000
Fire Sprinklers	\$1,412,000
HVAC Improvements	\$1,135,000
Media Center improvements	\$543,000
Safety / Security Upgrade	\$57,000

FLAG: S - Project Delayed

COMMENTS:

Reason: Delays have occurred in the permitting phase of the design process. The design firm has taken an above average amount of time to revise and resubmit the Construction Documents for permit review on several occasions. Remedy: The owner will be enforcing terms of the contract for delays and multiple resubmissions. Update: Delays are being experienced due to scope revisions required to closeout the final comments.

Margate Middle School

SMART Facilities Update by Project Cont.

School Choice Enhancements*

 Phase: **87% Complete**

SCHEDULE:	PH:1 Planning/Design		PH:2 Implement		PH:3 Complete	
Planned	Q4 2016		Q2 2018		Q1 2019	Q1 2019
Actual	12/2016		06/2018			

SCOPE:

School Choice Enhancement

BUDGET:

\$100,000

FLAG: S - Project Delayed
COMMENTS:

Marquee initially caused delays but it is now complete. Remaining items are on order and pending delivery.

*SCEP projects follows a three-phase design process that begins with planning/design, followed by implementation and finally completion when all items have been delivered and installed.



Marjory Stoneman Douglas High School

5901 PINE ISLAND ROAD, PARKLAND 33076

Location Num	3011
Board District	4
Board Member	Lori Alhadeff
ADEFP Budget*	\$38,200,519
Total Facilities Budget	\$10,328,805

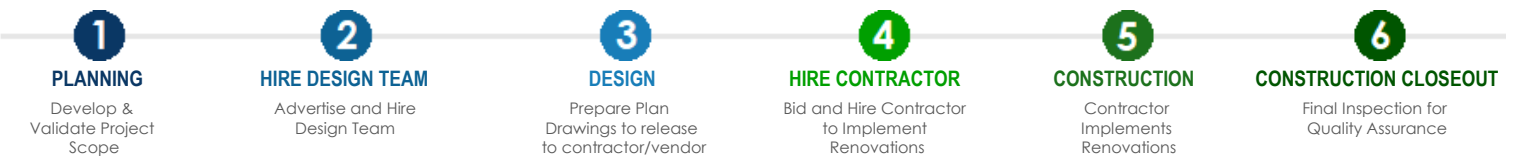
***NOTE** This quarter reflects the Adopted District Educational Facilities Plan total budget as approved by SBBC in September 2019. This budget includes Technology improvements and Musical Instruments Replacements which are not included in this section of the report.
 - All dates are based on calendar year. SMART funded projects are included. Only
 - Projects without expenditures to date may not show up in the "Financially Active Project Detail Schedule".

PRIMARY PROJECTS CURRENT STATUS: Design

Primary Renovation: 100% Construction Documents in the permitting process. Design firm currently addressing Building Department comments prior to submitting the fourth time for permit application.

School Choice Enhancements: Principal's letter initiated 11/30/2018 for Year 5 group. Kick-off meeting has been held. Ballot development is in progress.

SMART Facilities Update By Project



Primary Renovation

Phase: **98% Complete**

SCHEDULE: (Calendar Year)	1: Planning	2: Hire A/E	3: Design	4: Hire Contractor	5: Construction	6: Closeout
Planned	Q4 2017	Q4 2017	Q2 2018	Q1 2019	Q4 2019	Q2 2021
New Planned	Q4 2017	Q4 2017	Q2 2018	Q1 2020	Q2 2020	Q2 2022
Actual/Forecast	9/1/2017	11/13/2017	5/2/2018	Q4 2020		

SCOPE:	BUDGET:
Art Room Renovation and Equipment	\$110,000
Bldg Envelope Impr. (Roof, Window, Ext Wall, etc.)	\$2,773,000
HVAC Improvements	\$5,604,000
Install Fire Alarm	\$907,805
Music Room Renovation	\$713,000

FLAG: S - Project Delayed

COMMENTS:

Reason: Minor delays are being experienced in the design phase during the permitting process. Remedy: A letter of recommendation to permit is forecasted in Q4 2020.

Weight Room

Phase: **100% Complete**

SCHEDULE: (Calendar Year)	1: Planning	2: Hire A/E	3: Design	4: Hire Contractor	5: Construction	6: Closeout
Planned	Q4 2017	Q4 2017	Q4 2017	Q2 2018	Q2 2018	Q3 2018
Actual/Forecast	1/4/2018	1/11/2018	2/5/2018	4/17/2018	4/25/2018	7/24/2018

SCOPE:	BUDGET:
Weight Room Renovation	\$121,000

FLAG:

COMMENTS:

Marjory Stoneman Douglas High School

SMART Facilities Update by Project Cont.

New Addition to Replace Building 12 - Not SMART Funded

 Phase: **30%** Complete

SCHEDULE: (Calendar Year)	1: Planning	2: Hire A/E	3: Design	4: Hire Contractor	5: Construction	6: Closeout
Planned	Q1 2018	Q2 2018	Q3 2018	Q1 2019	Q2 2019	Q2 2020
Actual/Forecast	3/20/2018	5/1/2018	8/15/2018	5/28/2019	7/1/2019	9/22/2020

SCOPE:	BUDGET:	FLAG:
New Addition to Replace Building 12	\$18,000,000	COMMENTS:

School Choice Enhancements*

 Phase: **25%** Complete

SCHEDULE:	PH:1 Planning/Design	PH:2 Implement	PH:3 Complete
Planned	Q4 2018	TBD	TBD
Actual	11/2018		

SCOPE:	BUDGET:	FLAG:
School Choice Enhancement	\$100,000	COMMENTS: Planned date for Implementation phase shown as TBD will be provided after voting process has been completed by the school community.

*SCEP projects follows a three-phase design process that begins with planning/design, followed by implementation and finally completion when all items have been delivered and installed.



Mary M. Bethune Elementary School

2400 MEADE STREET, HOLLYWOOD 33020

Location Num	0341
Board District	1
Board Member	Ann Murray
ADEFP Budget*	\$3,621,000
Total Facilities Budget	\$3,251,000

***NOTE** This quarter reflects the Adopted District Educational Facilities Plan total budget as approved by SBBC in September 2019. This budget includes Technology improvements and Musical Instruments Replacements which are not included in this section of the report.

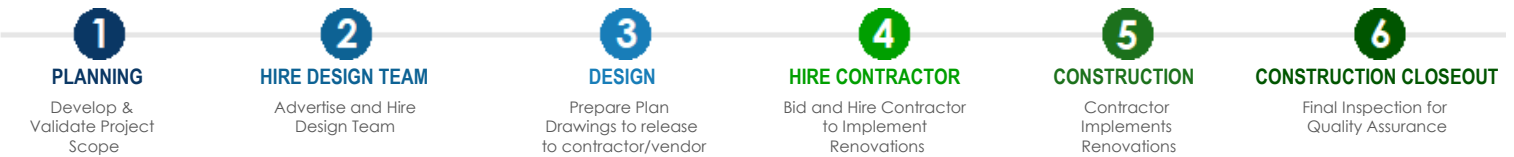
- All dates are based on calendar year. SMART funded projects are included. Only
- Projects without expenditures to date may not show up in the "Financially Active Project Detail Schedule".

PRIMARY PROJECTS CURRENT STATUS: Design

Primary Renovation: Project is on hold, Review of the building usage and scope took place. Different options were discussed with the Designer now providing input on viability of the options. A presentation with the stakeholders has taken place. Additional outreach to the local community will be forthcoming prior to decisions on the project scope.

School Choice Enhancements: Principal's letter initiated 11/30/2018 for Year 5 group. Kick-off meeting is being scheduled.

SMART Facilities Update By Project



Primary Renovation

Phase: **35% Complete**

SCHEDULE: (Calendar Year)	1: Planning	2: Hire A/E	3: Design	4: Hire Contractor	5: Construction	6: Closeout
Planned	Q1 2018	Q2 2018	Q1 2019	Q3 2019	Q1 2020	Q3 2020 Q4 2020
New Planned	Q1 2018	Q2 2018	Q1 2019	Q2 2020	Q3 2020	Q1 2022 Q1 2022
Actual/Forecast	11/15/2017	12/13/2017	8/8/2018	Q3 2021		

SCOPE:	BUDGET:
Bldg Envelope Impr. (Roof, Window, Ext Wall, etc.)	\$1,537,000
HVAC Improvements	\$444,000
Improvements to or Replacement of building 4	\$253,000
Improvements to or Replacement of building 6	\$917,000

FLAG: S - Project Delayed

COMMENTS:

Currently exploring right sizing and scope options per District directive. Project delays will continue until scope decisions are made. Update: Current health crisis has delayed presentation of additional options to the Board for final decision.

Mary M. Bethune Elementary School

SMART Facilities Update by Project Cont.

School Choice Enhancements*

 Phase: **25%** Complete

SCHEDULE:	PH:1 Planning/Design	PH:2 Implement	PH:3 Complete
Planned	Q4 2018	TBD	TBD
Actual	11/2018		

SCOPE:	BUDGET:	FLAG:
School Choice Enhancement	\$100,000	COMMENTS: Planned date for Implementation phase shown as TBD will be provided after voting process has been completed by the school community.

*SCEP projects follows a three-phase design process that begins with planning/design, followed by implementation and finally completion when all items have been delivered and installed.



McArthur High School

6501 HOLLYWOOD BOULEVARD, HOLLYWOOD 33024

Location Num	0241
Board District	1
Board Member	Ann Murray
ADEFP Budget*	\$17,280,417
Total Facilities Budget	\$16,032,496

***NOTE** This quarter reflects the Adopted District Educational Facilities Plan total budget as approved by SBBC in September 2019. This budget includes Technology improvements and Musical Instruments Replacements which are not included in this section of the report.

- All dates are based on calendar year. SMART funded projects are included. Only
- Projects without expenditures to date may not show up in the "Financially Active Project Detail Schedule".

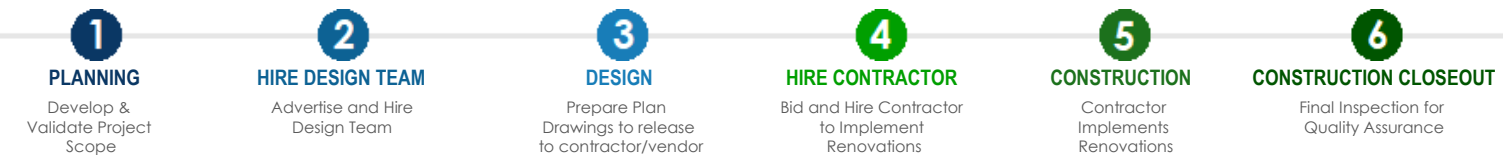
PRIMARY PROJECTS CURRENT STATUS: Design

Primary Renovation: 100% Construction Documents in the permitting process. Design firm currently addressing Building Department comments prior to submitting the third time for permit application.

Classroom Addition: 30% Design Documents are in review. The room layout design is being finalized for review by the school and corresponding departments.

School Choice Enhancements: Voting authorized 4/17/18 - Voting Completed 5/30/18. Coordinating Proposals for: Refurbishment of the mini gym, security , wraps and coverings for the administration building, and Single Point of Entry, and Office Furniture. (6) Golf carts delivered 10/2018. Floor replacement for the mini gym permit issued 5/24/2019; installation completed 08/2019. Conference table delivered 04/2020.

SMART Facilities Update By Project



Primary Renovation

Phase: **96% Complete**

SCHEDULE: (Calendar Year)	1: Planning	2: Hire A/E	3: Design	4: Hire Contractor	5: Construction	6: Closeout
Planned	Q2 2017	Q2 2017	Q4 2017	Q4 2018	Q2 2019	Q4 2020
New Planned	Q2 2017	Q2 2017	Q4 2017	Q4 2020	Q1 2021	Q3 2022
Actual/Forecast	3/14/2017	5/19/2017	11/17/2017	Q1 2021		

SCOPE:	BUDGET:
Bldg Envelope Impr. (Roof, Window, Ext Wall, etc.)	\$2,005,929
Electrical Improvements	\$1,120,508
Fire Sprinklers	\$1,014,836
HVAC Improvements	\$2,874,604
Media Center improvements	\$409,875
Safety / Security Upgrade	\$387,842
STEM Lab improvements	\$1,562,902

FLAG: S - Delay Possible

COMMENTS:

Delays are being experienced during the permit process. The design firm is taking an above average amount of time to submit for permit review.

McArthur High School

SMART Facilities Update by Project Cont.

Classroom Addition

Phase: **50% Complete**

SCHEDULE: (Calendar Year)	1: Planning	2: Hire A/E	3: Design	4: Hire Contractor	5: Construction	6: Closeout
Planned	N/A	N/A	N/A	N/A	N/A	N/A
New Planned	Q1 2019	Q2 2019	Q4 2019	Q2 2021	Q3 2021	Q1 2023
Actual/Forecast	1/22/2019	6/25/2019	12/13/2019	Q2 2021		

SCOPE:	BUDGET:	FLAG:
Improvements to or Replacement of building 1	\$635,000	COMMENTS:
Improvements to or Replacement of building 6	\$5,800,000	

Weight Room

Phase: **100% Complete**

SCHEDULE: (Calendar Year)	1: Planning	2: Hire A/E	3: Design	4: Hire Contractor	5: Construction	6: Closeout
Planned	Q4 2017	Q4 2017	Q4 2017	Q2 2018	Q2 2018	Q3 2018
Actual/Forecast	9/18/2017	10/19/2017	11/9/2017	4/23/2018	5/4/2018	8/5/2018

SCOPE:	BUDGET:	FLAG:
Weight Room Renovation	\$121,000	COMMENTS:

School Choice Enhancements*

Phase: **76% Complete**

SCHEDULE:	PH:1 Planning/Design	PH:2 Implement	PH:3 Complete
Planned	Q4 2017	Q2 2018	TBD
Actual	11/2017	06/2018	

SCOPE:	BUDGET:	FLAG:
School Choice Enhancement	\$100,000	COMMENTS:

Planned dates shown as TBD will be provided after all items have been ordered and funds allocated.

*SCEP projects follows a three-phase design process that begins with planning/design, followed by implementation and finally completion when all items have been delivered and installed.



McFatter Technical College, Broward Fire Academy

2600 SW 71 TERRACE, DAVIE 33314

Location Num	2771
Board District	6
Board Member	Laurie Rich Levinson
ADEFP Budget*	\$727,512
Total Facilities Budget	\$714,512

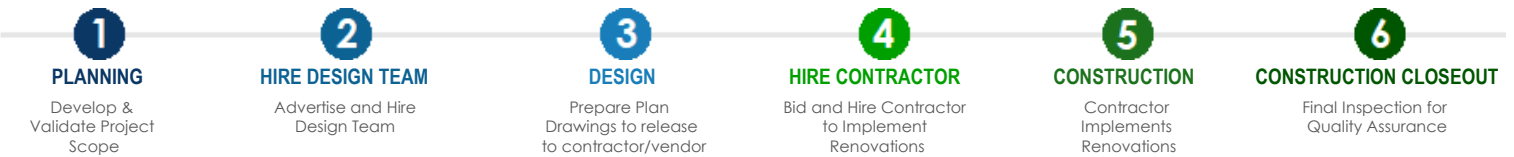
***NOTE** This quarter reflects the Adopted District Educational Facilities Plan total budget as approved by SBBC in September 2019. This budget includes Technology improvements and Musical Instruments Replacements which are not included in this section of the report.
 - All dates are based on calendar year. SMART funded projects are included.
 - Projects without expenditures to date may not show up in the "Financially Active Project Detail Schedule".

PRIMARY PROJECTS CURRENT STATUS: Hire Contractor

Primary Renovation: Contractor procurement in progress. CSMP contracts have expired. Pending decision on advertising for bid or using the new CSMP contractor pool.

School Choice Enhancements: COMPLETED 06/2017. Voting completed 6/24/16. Forklift and breathing apparatus delivered. Confirmation for the Cylinders was received on 6/27/17.

SMART Facilities Update By Project



Primary Renovation

Phase: **5% Complete**

SCHEDULE: (Calendar Year)	1: Planning	2: Hire A/E	3: Design	4: Hire Contractor	5: Construction	6: Closeout
Planned	Q2 2017	Q2 2017	Q2 2017	Q4 2017	Q3 2018	Q2 2019 Q3 2019
New Planned	Q2 2017	Q2 2017	Q2 2017	Q4 2017	Q2 2019	Q1 2020 Q2 2020
Actual/Forecast	4/3/2017	4/3/2017	5/9/2017	10/24/2018	Q2 2021	

SCOPE:	BUDGET:
Additional Funding - Board Approved 09/17/19 (JJ-2)	\$358,512
Bldg Envelope Impr. (Roof, Window, Ext Wall, etc.)	\$149,000
Fire Sprinklers	\$107,000

FLAG: S - Project Delayed

COMMENTS:
 Reason: Delays occurred during the permitting process in the design phase. The delays will not be recovered during construction.
 Remedy: A Letter of Recommendation to Permit has been received.
 Update: A CSMP contractor has been selected. Update: The CSMP term contract has expired and the project is pending advertisement for bids. Project phase percent complete has returned to 5% due to the change in procurement method of the contractor.

McFatter Technical College, Broward Fire Academy

SMART Facilities Update by Project Cont.

School Choice Enhancements*

 Phase: **100%** Complete

SCHEDULE:	PH:1 Planning/Design	PH:2 Implement	PH:3 Complete
Planned	Q1 2015	Q2 2016	Q3 2017
Actual	11/2015	06/2016	06/2017
SCOPE:	BUDGET:		FLAG:
School Choice Enhancement	\$100,000		COMMENTS:

*SCEP projects follows a three-phase design process that begins with planning/design, followed by implementation and finally completion when all items have been delivered and installed.



McFatter Technical High School & Technical College

6500 NOVA DRIVE, DAVIE 33317

Location Num	1291
Board District	6
Board Member	Laurie Rich Levinson
ADEFP Budget*	\$7,959,525
Total Facilities Budget	\$7,471,525

***NOTE** This quarter reflects the Adopted District Educational Facilities Plan total budget as approved by SBBC in September 2019. This budget includes Technology improvements and Musical Instruments Replacements which are not included in this section of the report.

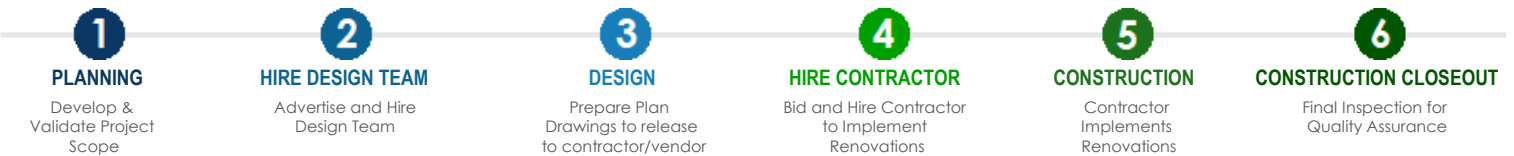
- All dates are based on calendar year. SMART funded projects are included.
- Projects without expenditures to date may not show up in the "Financially Active Project Detail Schedule".

PRIMARY PROJECTS CURRENT STATUS: Hire Contractor

Primary Renovation: Contractor procurement is in progress. Pending Board approval to award. Board date scheduled for October 2020.

School Choice Enhancements: COMPLETED 03/2019 - Voting completed 10/21/16. Recordex, laptops delivered 1/18/17; Publishing speed theater equipment delivered 4/2017. Six (6) Cameras (Video and Still) for Photography and Digital Media delivered 07/2017. Stage lighting permitted; construction completed 01/2019. Additional stage lighting equipment delivered 03/2019.

SMART Facilities Update By Project



Primary Renovation

Phase: **35% Complete**

SCHEDULE: (Calendar Year)	1: Planning	2: Hire A/E	3: Design	4: Hire Contractor	5: Construction	6: Closeout
Planned	Q2 2016	Q3 2016	Q2 2017	Q1 2018	Q2 2018	Q4 2019 Q4 2019
New Planned	Q2 2016	Q3 2016	Q2 2017	Q2 2019	Q4 2019	Q2 2021 Q2 2021
Actual/Forecast	6/17/2016	8/16/2016	5/3/2017	5/14/2020	Q4 2020	

SCOPE:	BUDGET:
ADA Renovate Restroom	\$47,525
Bldg Envelope Impr. (Roof, Window, Ext Wall, etc.)	\$2,280,000
Electrical Improvements	\$577,000
Fire Alarm	\$672,000
Fire Sprinklers	\$292,000
HVAC repairs to include buildings 1,2,4,5.	\$3,296,000
Media Center improvements	\$151,000
Safety / Security Upgrade	\$56,000

FLAG: S - Project Delayed

COMMENTS:

Reason: Delays occurred in the design phase related to permitting. The design firm took four and a half months to resubmit a second time for permit after receiving Building Department comments. The third submittal has been reviewed with submission four pending. Remedy: The owner will be enforcing terms of the contract for delays and multiple resubmissions.

McFatter Technical High School & Technical College

SMART Facilities Update by Project Cont.

School Choice Enhancements*

 Phase: **100% Complete**

SCHEDULE:	PH:1 Planning/Design	PH:2 Implement	PH:3 Complete	
Planned	Q1 2016	Q4 2016	Q1 2018	Q1 2018
Actual	01/2016	10/2016	03/2019	03/2019
SCOPE:	BUDGET:		FLAG:	
School Choice Enhancement	\$100,000		<div style="border: 1px solid black; padding: 5px; min-height: 30px;"> COMMENTS: </div>	

*SCEP projects follows a three-phase design process that begins with planning/design, followed by implementation and finally completion when all items have been delivered and installed.



McNab Elementary School

1350 SE 9 AVENUE, POMPANO BEACH 33060

Location Num	0841
Board District	3
Board Member	Heather P. Brinkworth
ADEFP Budget*	\$3,628,437
Total Facilities Budget	\$3,310,437

***NOTE** This quarter reflects the Adopted District Educational Facilities Plan total budget as approved by SBBC in September 2019. This budget includes Technology improvements and Musical Instruments Replacements which are not included in this section of the report.

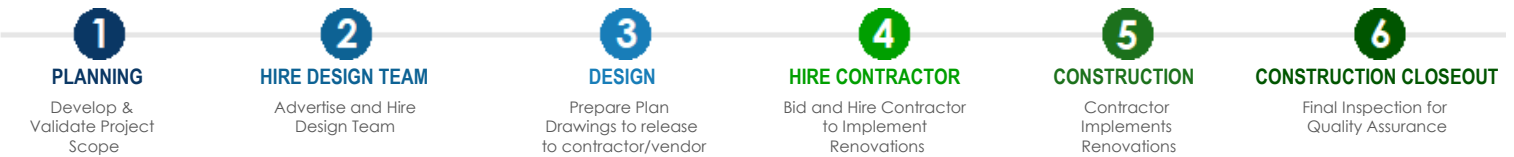
- All dates are based on calendar year. SMART funded projects are included. Only
- Projects without expenditures to date may not show up in the "Financially Active Project Detail Schedule".

PRIMARY PROJECTS CURRENT STATUS: Construction

Primary Renovation: Construction in progress. HVAC scope of work is complete. Roofing renovations are in progress.

School Choice Enhancements: Voting authorized 11/16/17. Voting results received 1/9/18. The awarded vendor is not able to deliver as required. A second vendor is working on the proposal and presentation for the proposed playground upgrades. Playground PO request in progress.

SMART Facilities Update By Project



Primary Renovation

Phase: **79% Complete**

SCHEDULE: (Calendar Year)	1: Planning	2: Hire A/E	3: Design	4: Hire Contractor	5: Construction	6: Closeout
Planned	Q4 2016	Q4 2016	Q2 2017	Q4 2017	Q3 2018	Q2 2019
New Planned	Q4 2016	Q4 2016	Q2 2017	Q4 2017	Q4 2018	Q1 2020
Actual/Forecast	12/19/2016	12/19/2016	6/8/2017	7/6/2018	2/4/2019	12/31/2020

SCOPE:	BUDGET:
Additional Funding - Board Approved 11/07/18 (JJ-2)	\$1,915,437
Bldg Envelope Impr. (Roof, Window, Ext Wall, etc.)	\$978,000
HVAC Improvements	\$317,000

FLAG: S - Project Delayed

COMMENTS:

Original contractual date of substantial completion is 2/10/2020. Delays occurred during construction related to the roofing sub-permit. Remedy: The construction is estimated to be completed in Q1 2021.

McNab Elementary School

SMART Facilities Update by Project Cont.

School Choice Enhancements*

 Phase: **10% Complete**

SCHEDULE:	PH:1 Planning/Design	PH:2 Implement	PH:3 Complete
Planned	Q4 2016	Q1 2018	TBD
Actual	12/2016	01/2018	TBD

SCOPE:	BUDGET:	FLAG:
School Choice Enhancement	\$100,000	COMMENTS: Pending confirmation of additional funding from other sources for voted projects. Planned dates shown as TBD will be provided after all items have been ordered and funds allocated.

*SCEP projects follows a three-phase design process that begins with planning/design, followed by implementation and finally completion when all items have been delivered and installed.



McNicol Middle School

1602 S 27 AVENUE, HOLLYWOOD 33020

Location Num	0481
Board District	1
Board Member	Ann Murray
ADEFP Budget*	\$1,610,000
Total Facilities Budget	\$1,445,000

***NOTE** This quarter reflects the Adopted District Educational Facilities Plan total budget as approved by SBBC in September 2019. This budget includes Technology improvements and Musical Instruments Replacements which are not included in this section of the report.

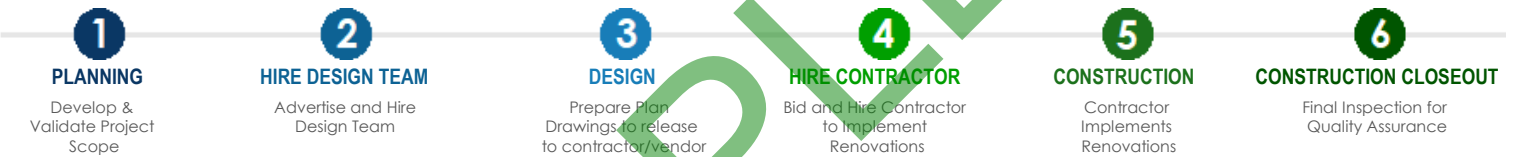
- All dates are based on calendar year. SMART funded projects are included. Only
- Projects without expenditures to date may not show up in the "Financially Active Project Detail Schedule".

PRIMARY PROJECTS CURRENT STATUS: Complete

Primary Renovation: Complete.

School Choice Enhancements: COMPLETED 10/2017 -Voting completed 12/18/15. (500) auditorium chairs delivered 06/2016. Sound system for the Gym and projectors delivered and installed 10/2016. Pass through and Epson equipment installed 6/2017. Chairs delivered 10/2017

SMART Facilities Update By Project



Primary Renovation

Phase: **100% Complete**

SCHEDULE: (Calendar Year)	1: Planning	2: Hire A/E	3: Design	4: Hire Contractor	5: Construction	6: Closeout
Planned	Q1 2017	Q1 2017	Q2 2017	Q4 2017	Q2 2018	Q2 2019
New Planned	Q1 2017	Q1 2017	Q2 2017	Q4 2017	Q2 2018	Q2 2019
Actual/Forecast	1/13/2017	1/13/2017	4/20/2017	1/22/2018	4/10/2018	11/20/2019

SCOPE:	BUDGET:
Bldg Envelope Impr. (Roof, Window, Ext Wall, etc.)	\$276,000
Conversion of Existing Space to Music and/or Art Lab(s)	\$322,000
Fire Sprinklers	\$21,000
HVAC Improvements	\$205,000
Music Room Renovation	\$521,000

FLAG:

COMMENTS:

McNicol Middle School

SMART Facilities Update by Project Cont.

School Choice Enhancements*

 Phase: **100% Complete**

SCHEDULE:	PH:1 Planning/Design	PH:2 Implement	PH:3 Complete
Planned	Q1 2015	Q4 2015	Q3 2017
Actual	11/2015	12/2015	10/2017
SCOPE:	BUDGET:		FLAG:
School Choice Enhancement	\$100,000		COMMENTS:

*SCEP projects follows a three-phase design process that begins with planning/design, followed by implementation and finally completion when all items have been delivered and installed.



Meadowbrook Elementary School

2300 SW 46 AVENUE, FORT LAUDERDALE 33317

Location Num	0761
Board District	3
Board Member	Heather P. Brinkworth
ADEFP Budget*	\$1,434,000
Total Facilities Budget	\$1,161,000

***NOTE** This quarter reflects the Adopted District Educational Facilities Plan total budget as approved by SBBC in September 2019. This budget includes Technology improvements and Musical Instruments Replacements which are not included in this section of the report.

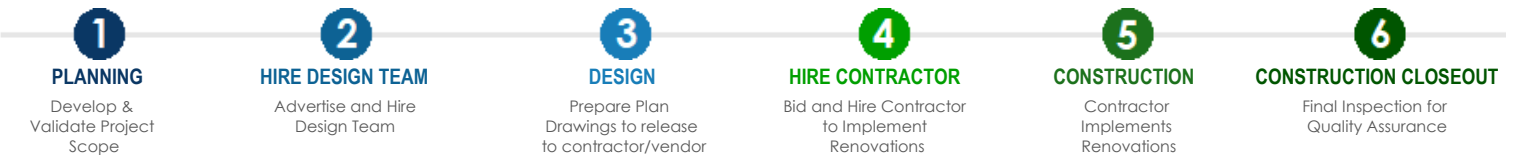
- All dates are based on calendar year. SMART funded projects are included. Only
- Projects without expenditures to date may not show up in the "Financially Active Project Detail Schedule".

PRIMARY PROJECTS CURRENT STATUS: Hire Contractor

Primary Renovation: Contractor procurement in progress. CSMP contracts have expired. New CSMP contracts are to be used for emergency projects only. Project has been advertised for bids. Bid opening is scheduled for October 2020.

School Choice Enhancements: Principal's letter initiated 11/30/2018 for Year 5 group. Voting authorized 02/2020. Due to the health crisis the school has opted to wait until the next school year to vote. Voting completed 09/2020. (4) Projectors, (6) HD Cameras, (103) Laptops, (18) ThinkPad adapters, an Electrical Strike at the Single Point of Entry on order.

SMART Facilities Update By Project



Primary Renovation

Phase: **15% Complete**

SCHEDULE: (Calendar Year)	1: Planning	2: Hire A/E	3: Design	4: Hire Contractor	5: Construction	6: Closeout
Planned	Q2 2018	Q3 2018	Q1 2019	Q3 2019	Q1 2020	Q2 2020
New Planned	Q2 2018	Q3 2018	Q1 2019	Q1 2020	Q2 2020	Q2 2021
Actual/Forecast	8/1/2017	10/6/2017	3/26/2018	5/6/2019	Q1 2021	

SCOPE:	BUDGET:
Bldg Envelope Impr. (Roof, Window, Ext Wall, etc.)	\$134,000
Electrical Improvements	\$333,000
Fire Sprinklers	\$462,000
HVAC Improvements	\$132,000

FLAG: S - Project Delayed

COMMENTS:

Funding Year 1 thru 3 projects are to take priority for the procurement of a contractor. The project is funded under Year 5 and has experienced a delay due to the priority of Year 1 thru 3 projects.

Meadowbrook Elementary School

SMART Facilities Update by Project Cont.

School Choice Enhancements*

 Phase: **10%** Complete

SCHEDULE:	PH:1 Planning/Design	PH:2 Implement	PH:3 Complete
Planned	Q4 2018	Q3 2020	TBD
Actual	11/2018	09/2020	TBD

SCOPE:	BUDGET:	FLAG:
School Choice Enhancement	\$100,000	COMMENTS: Planned dates shown as TBD will be provided after all items have been ordered and funds allocated.

*SCEP projects follows a three-phase design process that begins with planning/design, followed by implementation and finally completion when all items have been delivered and installed.



Millennium 6-12 Collegiate Academy

5803 NW 94 AVENUE, TAMARAC 33321

Location Num	4772
Board District	4
Board Member	Lori Alhadeff
ADEFP Budget*	\$3,549,000
Total Facilities Budget	\$3,035,000

***NOTE** This quarter reflects the Adopted District Educational Facilities Plan total budget as approved by SBBC in September 2019. This budget includes Technology improvements and Musical Instruments Replacements which are not included in this section of the report.

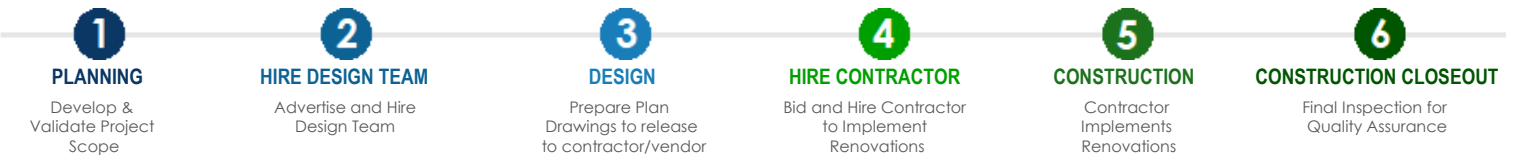
- All dates are based on calendar year. SMART funded projects are included. Only
- Projects without expenditures to date may not show up in the "Financially Active Project Detail Schedule".

PRIMARY PROJECTS CURRENT STATUS: Hire Contractor

Primary Renovation: Contractor procurement in progress. Bid advertisement is pending revision to the bid schedule.

School Choice Enhancements: COMPLETED 05/2018 - Voting authorized 2/13/2018. Voting completed 2/27/2018 - Document Cameras delivered 05/2018. Chemistry equipment delivered 04/2018. Media Center renovation (Furniture), Recordex delivered 05/2018.

SMART Facilities Update By Project



Primary Renovation

Phase: **5% Complete**

SCHEDULE: (Calendar Year)	1: Planning	2: Hire A/E	3: Design	4: Hire Contractor	5: Construction	6: Closeout
Planned	Q3 2017	Q4 2017	Q3 2018	Q1 2019	Q3 2019	Q2 2020
New Planned	Q3 2017	Q4 2017	Q3 2018	Q3 2019	Q1 2020	Q1 2021
Actual/Forecast	5/1/2017	7/20/2017	2/6/2018	11/20/2019	Q2 2021	

SCOPE:	BUDGET:
Art Room Renovation and Equipment	\$85,000
Bldg Envelope Impr. (Roof, Window, Ext Wall, etc.)	\$1,295,000
Conversion of Existing Space to Music and/or Art Lab(s)	\$284,000
Fire Alarm	\$50,000
HVAC Improvements	\$1,221,000

FLAG: S - Project Delayed

COMMENTS:

Delays occurred during the design phase related to permitting. The design firm took over three months to resubmit for the second review and two months to resubmit for the third review. Funding Year 1 thru 3 projects are to take priority for advertisement of bid. The project is funded under Year 4 and will be advertised after the funding Year 1 thru 3 projects that are prepared for advertisement.

Millennium 6-12 Collegiate Academy

SMART Facilities Update by Project Cont.

School Choice Enhancements*

 Phase: **100%** Complete

SCHEDULE:	PH:1 Planning/Design	PH:2 Implement	PH:3 Complete
Planned	Q4 2017	Q1 2018	Q4 2018
Actual	11/2017	02/2018	05/2018

SCOPE:

School Choice Enhancement

BUDGET:

\$100,000

FLAG:
COMMENTS:

*SCEP projects follows a three-phase design process that begins with planning/design, followed by implementation and finally completion when all items have been delivered and installed.



Miramar Elementary School

6831 SW 26 STREET, MIRAMAR 33023

Location Num	0531
Board District	1
Board Member	Ann Murray
ADEFP Budget*	\$6,557,935
Total Facilities Budget	\$6,184,935

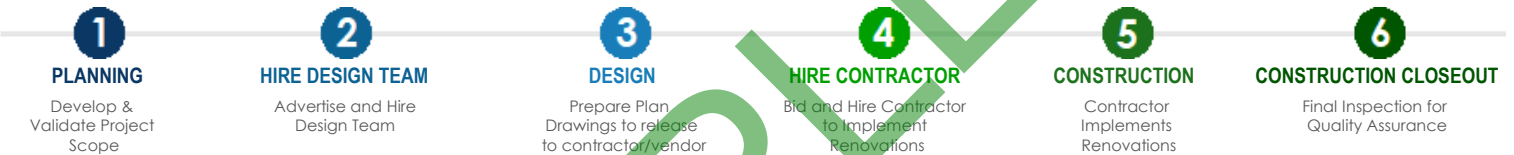
***NOTE** This quarter reflects the Adopted District Educational Facilities Plan total budget as approved by SBBC in September 2019. This budget includes Technology improvements and Musical Instruments Replacements which are not included in this section of the report.
 - All dates are based on calendar year. SMART funded projects are included. Only
 - Projects without expenditures to date may not show up in the "Financially Active Project Detail Schedule".

PRIMARY PROJECTS CURRENT STATUS: Complete

Primary Renovation: Substantial Completion has been reached. Project closeout is in progress with minor HVAC improvements needed to closeout the project. Final installation has taken place with system testing in progress.

School Choice Enhancements: COMPLETED 08/2018 - Voting completed 5/5/17: (75) student laptops and safety cones delivered 07/2017. (13) document cameras, stage curtains delivered 08/2017. Cafeteria sound system delivered and installed 12/2017. Picnic tables and cafeteria blinds delivered and installed 01/2018. Office furniture delivered 07/2018. Permit for the marquee issued 2/2/2018; Marquee installed 07/2018 and electrical tie-in completed 08/2018.

SMART Facilities Update By Project



Primary Renovation

Phase: **80% Complete**

SCHEDULE: (Calendar Year)	1: Planning	2: Hire A/E	3: Design	4: Hire Contractor	5: Construction	6: Closeout
Planned	Q1 2016	Q2 2016	Q4 2016	Q3 2017	Q1 2018	Q1 2019
New Planned	Q1 2016	Q2 2016	Q4 2016	Q3 2017	Q4 2018	Q1 2020
Actual/Forecast	3/9/2016	5/17/2016	12/13/2016	6/15/2018	11/30/2018	11/20/2019

SCOPE:	BUDGET:
Additional Funding - Board Approved 11/07/18 (JJ-1)	\$2,286,935
Bldg Envelope Impr. (Roof, Window, Ext Wall, etc.)	\$855,000
HVAC Improvements	\$2,943,000

FLAG:	COMMENTS:

School Choice Enhancements*

Phase: **100% Complete**

SCHEDULE:	PH:1 Planning/Design	PH:2 Implement	PH:3 Complete
Planned	Q1 2015	Q2 2017	Q2 2018
Actual	11/2015	05/2017	08/2018

SCOPE:	BUDGET:
School Choice Enhancement	\$100,000

FLAG:	COMMENTS:

*SCEP projects follows a three-phase design process that begins with planning/design, followed by implementation and finally completion when all items have been delivered and installed.



Miramar High School

3601 SW 89 AVENUE, MIRAMAR 33025

Location Num	1751
Board District	2
Board Member	Patricia Good
ADEFP Budget*	\$12,674,000
Total Facilities Budget	\$11,528,000

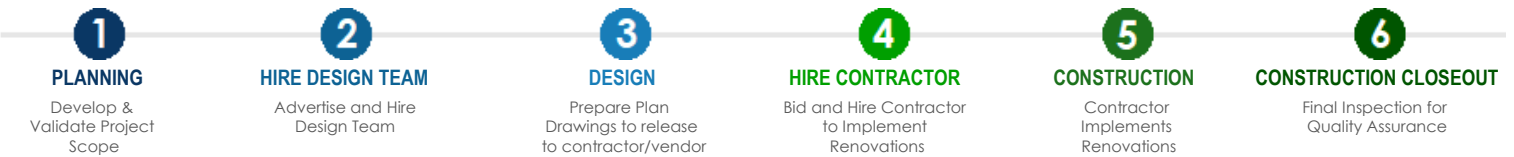
***NOTE** This quarter reflects the Adopted District Educational Facilities Plan total budget as approved by SBBC in September 2019. This budget includes Technology improvements and Musical Instruments Replacements which are not included in this section of the report.
 - All dates are based on calendar year. SMART funded projects are included. Only
 - Projects without expenditures to date may not show up in the "Financially Active Project Detail Schedule".

PRIMARY PROJECTS CURRENT STATUS: Hire Contractor

Primary Renovation: Contractor procurement in progress. Pending advertisement for bid.

School Choice Enhancements: COMPLETED 01/2020 - Voting completed 12/7/18 - Additional parking spaces on order. Golf Cart delivered 03/2019. Additional security cameras, Scrubber Machine and protective mats for gym floor delivered 04/2019. Canopy fabric installed 05/2019. Auditorium painting and signage for the gym and stadium completed 7/2019. Additional parking spaces project was permitted 08/2019; construction began 11/2019; project completed 1/2020.

SMART Facilities Update By Project



Primary Renovation

Phase: **5% Complete**

SCHEDULE: (Calendar Year)	1: Planning	2: Hire A/E	3: Design	4: Hire Contractor	5: Construction	6: Closeout
Planned	Q2 2017	Q2 2017	Q1 2018	Q4 2018	Q3 2019	Q4 2020
New Planned	Q2 2017	Q2 2017	Q1 2018	Q4 2019	Q1 2020	Q4 2021
Actual/Forecast	4/1/2017	6/22/2017	1/8/2018	8/19/2020	Q1 2021	

SCOPE:	BUDGET:
Bldg Envelope Impr. (Roof, Window, Ext Wall, etc.)	\$966,000
Conversion of Existing Space to Music and/or Art Lab(s)	\$302,000
Electrical Improvements	\$792,000
Fire Alarm	\$1,174,000
Fire Sprinklers	\$45,000
HVAC Improvements	\$5,301,000
Media Center improvements	\$870,000
Music Room Renovation	\$713,000
STEM Lab improvements	\$844,000

FLAG: S - Project Delayed

COMMENTS:

Reason: Delays have occurred in the design phase due to an above average amount of submissions for permit review. Remedy: The owner will be enforcing terms of the contract for delays and multiple resubmissions.

Miramar High School

SMART Facilities Update by Project Cont.

Track

 Phase: **100%** Complete

SCHEDULE: (Calendar Year)	1: Planning	2: Hire A/E	3: Design	4: Hire Contractor	5: Construction	6: Closeout
Planned	Q2 2017	N/A	N/A	N/A	Q2 2017	Q3 2017 Q4 2017
Actual/Forecast	5/12/2017	6/8/2017	9/2/2017	10/17/2017	10/30/2017	3/13/2018 3/20/2018

SCOPE:	BUDGET:	FLAG:
Track Resurfacing	\$300,000	COMMENTS:

Weight Room

 Phase: **100%** Complete

SCHEDULE: (Calendar Year)	1: Planning	2: Hire A/E	3: Design	4: Hire Contractor	5: Construction	6: Closeout
Planned	Q4 2017	Q4 2017	Q4 2017	Q2 2018	Q2 2018	Q3 2018 Q3 2018
Actual/Forecast	9/18/2017	12/4/2017	12/25/2017	3/31/2018	4/10/2018	7/25/2018 7/25/2018

SCOPE:	BUDGET:	FLAG:
Weight Room Renovation	\$121,000	COMMENTS:

School Choice Enhancements*

 Phase: **100%** Complete

SCHEDULE:	PH:1 Planning/Design	PH:2 Implement	PH:3 Complete
Planned	Q4 2017	Q4 2018	Q1 2020 Q1 2020
Actual	11/2017	12/2018	01/2020 01/2020

SCOPE:	BUDGET:	FLAG:
School Choice Enhancement	\$100,000	COMMENTS:

*SCEP projects follows a three-phase design process that begins with planning/design, followed by implementation and finally completion when all items have been delivered and installed.



Mirror Lake Elementary School

1200 NW 72 AVENUE, PLANTATION 33313

Location Num	1841
Board District	5
Board Member	Dr. Rosalind Osgood
ADEFP Budget*	\$4,128,400
Total Facilities Budget	\$3,933,400

***NOTE** This quarter reflects the Adopted District Educational Facilities Plan total budget as approved by SBBC in September 2019. This budget includes Technology improvements and Musical Instruments Replacements which are not included in this section of the report.

- All dates are based on calendar year. SMART funded projects are included. Only

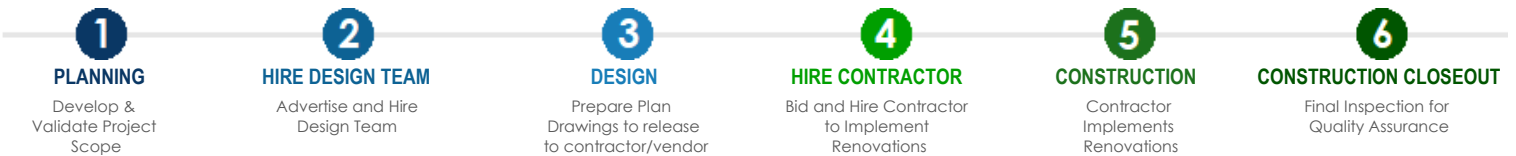
- Projects without expenditures to date may not show up in the "Financially Active Project Detail Schedule".

PRIMARY PROJECTS CURRENT STATUS: **Construction**

Primary Renovation: Construction in progress. Restroom renovations are complete. Roofing renovations nearing completion. HVAC scope of work is pending final inspections.

School Choice Enhancements: COMPLETED 09/2018 - Voting completed 2/13/17. Laptops and printers delivered 3/2017. Portable PA system, partial P.E. Equipment and classroom furniture delivered 07/2017. Music (Instruments, lighting, and audio visual) delivered 08/2017. Athletic equipment delivered 09/2017. Additional laptops (25) delivered 09/2018.

SMART Facilities Update By Project



Primary Renovation

Phase: **88% Complete**

SCHEDULE: (Calendar Year)	1: Planning	2: Hire A/E	3: Design	4: Hire Contractor	5: Construction	6: Closeout
Planned	Q4 2016	Q4 2016	Q2 2017	Q4 2017	Q3 2018	Q2 2019
New Planned	Q4 2016	Q4 2016	Q2 2017	Q2 2019	Q3 2019	Q4 2020
Actual/Forecast	12/19/2016	12/19/2016	6/19/2017	2/12/2019	10/29/2019	12/4/2020

SCOPE:	BUDGET:
Additional Funding - Board Approved 07/23/19 (JJ-1)	\$2,113,400
Bldg Envelope Impr. (Roof, Window, Ext Wall, etc.)	\$963,000
Fire Sprinklers	\$225,000
HVAC Improvements	\$357,000
Media Center improvements	\$175,000

FLAG: S - Delay Possible

COMMENTS:

Original contractual date of substantial completion is 11/3/2020. Project is currently delayed by one month due to the pace of construction during the health crisis.

Mirror Lake Elementary School

SMART Facilities Update by Project Cont.

School Choice Enhancements*

 Phase: **100%** Complete

SCHEDULE:	PH:1 Planning/Design	PH:2 Implement	PH:3 Complete
Planned	Q4 2016	Q1 2017	Q4 2017
Actual	11/2016	02/2017	09/2018

SCOPE:

School Choice Enhancement

BUDGET:

\$100,000

FLAG:
COMMENTS:

*SCEP projects follows a three-phase design process that begins with planning/design, followed by implementation and finally completion when all items have been delivered and installed.



Monarch High School

5050 WILES ROAD, COCONUT CREEK 33073

Location Num	3541
Board District	7
Board Member	Nora Rupert
ADEFP Budget*	\$3,994,000
Total Facilities Budget	\$2,780,000

***NOTE** This quarter reflects the Adopted District Educational Facilities Plan total budget as approved by SBBC in September 2019. This budget includes Technology improvements and Musical Instruments Replacements which are not included in this section of the report.

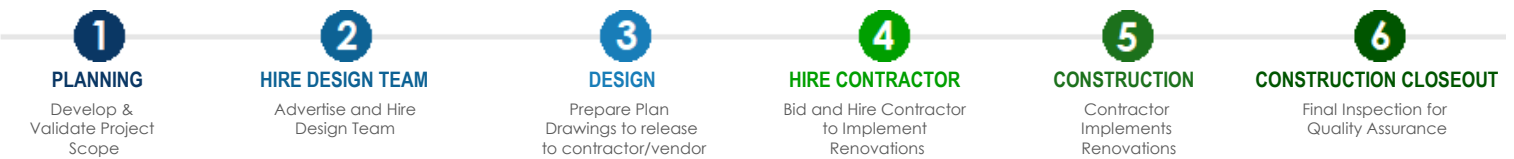
- All dates are based on calendar year. SMART funded projects are included. Only
- Projects without expenditures to date may not show up in the "Financially Active Project Detail Schedule".

PRIMARY PROJECTS CURRENT STATUS: Design

Primary Renovation: Design Scope Validation is in progress.

School Choice Enhancements: COMPLETED 09/2020 - Ballot received 12/3/2019. Ballot in compliance with District guidelines; voting authorized. Voting completed 1/28/2020. Embroidery Machine delivered 04/2020. (300) folding tables, (3) table trolley carts, (300) folding chairs and (4) chair carts delivered 03/2020. (8) Picnic Tables delivered 05/2020. (5) Computer carts, (145) Student Laptops delivered 06/2020. Aiphone for the Single Point of Entry completed 09/2020. (2) Golf Carts on order.

SMART Facilities Update By Project



Primary Renovation

Phase: **30% Complete**

SCHEDULE: (Calendar Year)	1: Planning	2: Hire A/E	3: Design	4: Hire Contractor	5: Construction	6: Closeout
Planned	Q2 2018	Q3 2018	Q1 2019	Q4 2019	Q2 2020	Q4 2020
New Planned	Q2 2018	Q3 2018	Q2 2019	Q4 2020	Q3 2021	Q4 2022
Actual/Forecast	9/28/2017	6/27/2018	6/18/2020	Q2 2021		

SCOPE: Bldg Envelope Impr. (Roof, Window, Ext Wall, etc.) HVAC Improvements	BUDGET: \$1,799,000 \$425,000	FLAG: S - Delay Possible
COMMENTS: Reason: Delays occurred due to additional review of the delivery method and Board approval to perform the project using CMAR services. Remedy: Authorization to Proceed has been executed and the design has begun.		

Weight Room

Phase: **100% Complete**

SCHEDULE: (Calendar Year)	1: Planning	2: Hire A/E	3: Design	4: Hire Contractor	5: Construction	6: Closeout
Planned	Q4 2017	Q4 2017	Q4 2017	Q2 2018	Q2 2018	Q3 2018
Actual/Forecast	12/29/2017	1/5/2018	2/5/2018	4/17/2018	4/25/2018	8/3/2018

SCOPE: Weight Room Renovation	BUDGET: \$121,000	FLAG:
COMMENTS:		

Monarch High School

SMART Facilities Update by Project Cont.

Track

 Phase: **100%** Complete

SCHEDULE: (Calendar Year)	1: Planning	2: Hire A/E	3: Design	4: Hire Contractor	5: Construction	6: Closeout
Planned	Q3 2017	Q3 2017	Q3 2017	Q4 2017	Q4 2017	Q1 2018
Actual/Forecast	8/25/2017	9/1/2017	9/2/2017	10/17/2017	10/25/2017	3/14/2018

SCOPE:
 Track Resurfacing

BUDGET:
 \$335,000

FLAG:
COMMENTS:

School Choice Enhancements*

 Phase: **98%** Complete

SCHEDULE:	PH:1 Planning/Design	PH:2 Implement	PH:3 Complete
Planned	Q4 2018	Q1 2020	Q3 2020
Actual	11/2018	01/2020	09/2020

SCOPE:
 School Choice Enhancement

BUDGET:
 \$100,000

FLAG:
COMMENTS:

All items approved by voting process have been delivered and installed. School is determining how to spend the remaining funding from the contingency portion of the SCEP funding.

*SCEP projects follows a three-phase design process that begins with planning/design, followed by implementation and finally completion when all items have been delivered and installed.



Morrow Elementary School

408 SW 76 TERRACE, NORTH LAUDERDALE 33068

Location Num	2691
Board District	4
Board Member	Lori Alhadeff
ADEFP Budget*	\$2,228,585
Total Facilities Budget	\$2,017,585

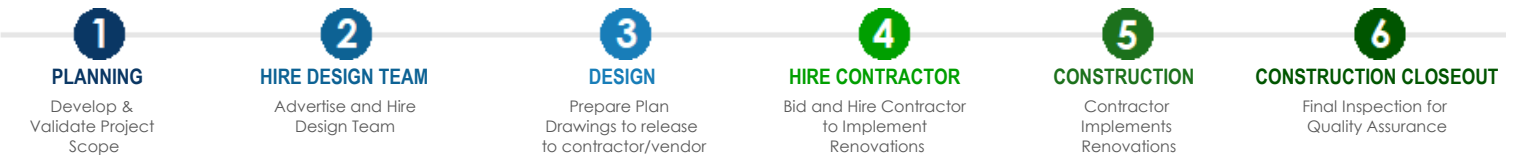
***NOTE** This quarter reflects the Adopted District Educational Facilities Plan total budget as approved by SBBC in September 2019. This budget includes Technology improvements and Musical Instruments Replacements which are not included in this section of the report.
 - All dates are based on calendar year. SMART funded projects are included. Only
 - Projects without expenditures to date may not show up in the "Financially Active Project Detail Schedule".

PRIMARY PROJECTS CURRENT STATUS: **Construction**

Primary Renovation: Construction in progress. Media Center renovation, fire protection, electrical and ADA work is complete. Pending final inspections to receive Certificate of Occupancy.

School Choice Enhancements: Voting completed 12/2/16. Projector delivered 03/2017. Cafeteria sound system completed 06/2017. Laptops, broadcast room, Apple bundle and cafeteria tables delivered 08/2017. Coordinating quotes for interior paint, murals in the dining area, and additional playground equipment.

SMART Facilities Update By Project



Primary Renovation

Phase: **99% Complete**

SCHEDULE: (Calendar Year)	1: Planning	2: Hire A/E	3: Design	4: Hire Contractor	5: Construction	6: Closeout
Planned	Q2 2017	Q2 2017	Q3 2017	Q2 2018	Q3 2018	Q3 2019 Q4 2019
New Planned	Q2 2017	Q2 2017	Q3 2017	Q2 2018	Q1 2019	Q1 2020 Q1 2020
Actual/Forecast	12/16/2016	6/16/2017	8/17/2017	8/17/2018	1/16/2019	1/17/2021

SCOPE:	BUDGET:
ADA Stage Lift	\$81,975
Electrical Improvements	\$322,000
Fire Sprinkler Protection and Fire Alarm	\$1,564,648
Funding to Program Reserve - Board Approved 12/04/18 (JJ-1)	(\$469,040)
HVAC Improvements	\$211,000
Media Center improvements	\$207,000

FLAG: S - Project Delayed

COMMENTS:

Original contractual date of substantial completion is 1/16/2020. Project is currently delayed by six months pending descoping of remaining work which will be completed by FM Work Order.

Morrow Elementary School

SMART Facilities Update by Project Cont.

Fire Sprinkler and Electrical Improvements

 Phase: **95% Complete**

SCHEDULE: (Calendar Year)	1: Planning	2: Hire A/E	3: Design	4: Hire Contractor	5: Construction	6: Closeout
Planned	N/A	N/A	N/A	N/A	N/A	N/A
New Planned	Q3 2020	Q3 2020	Q3 2020	Q4 2020	Q1 2021	Q3 2021
Actual/Forecast	7/6/2020	7/6/2020	7/31/2020	Q4 2020		

SCOPE:	BUDGET:	FLAG:
Electrical Improvements	\$1	COMMENTS:
Fire Sprinkler Protection and Fire Alarm	\$1	

School Choice Enhancements*

 Phase: **78% Complete**

SCHEDULE:	PH:1 Planning/Design	PH:2 Implement	PH:3 Complete
Planned	Q1 2015	Q4 2016	TBD
Actual	11/2015	12/2016	TBD

SCOPE:	BUDGET:	FLAG:
School Choice Enhancement	\$100,000	COMMENTS:

Coordinating quotes for interior paint and murals in the dining area, and additional playground equipment. Planned dates shown as TBD will be provided after all items have been ordered and funds allocated.

*SCEP projects follows a three-phase design process that begins with planning/design, followed by implementation and finally completion when all items have been delivered and installed.



New Renaissance Middle School

10701 MIRAMAR BOULEVARD, MIRAMAR 33027

Location Num	3911
Board District	2
Board Member	Patricia Good
ADEFP Budget*	\$4,046,000
Total Facilities Budget	\$3,654,000

***NOTE** This quarter reflects the Adopted District Educational Facilities Plan total budget as approved by SBBC in September 2019. This budget includes Technology improvements and Musical Instruments Replacements which are not included in this section of the report.

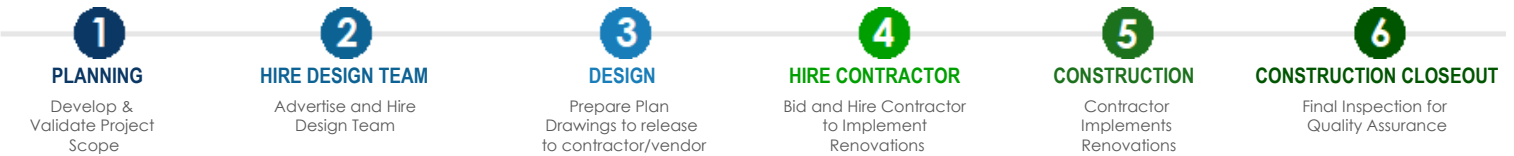
- All dates are based on calendar year. SMART funded projects are included. Only
- Projects without expenditures to date may not show up in the "Financially Active Project Detail Schedule".

PRIMARY PROJECTS CURRENT STATUS: Design

Primary Renovation: Schematic Design Documents are in review.

School Choice Enhancements: Voting authorized 3/14/2019. Voting results received on 4/29/2019. Aiphone at the main entrance and strike at the secondary door on order, replacing locks in certain areas completed 10/2019. Wall wraps delivered 12/2019.

SMART Facilities Update By Project



Primary Renovation

Phase: **25% Complete**

SCHEDULE: (Calendar Year)	1: Planning	2: Hire A/E	3: Design	4: Hire Contractor	5: Construction	6: Closeout
Planned	Q2 2018	Q3 2018	Q1 2019	Q4 2019	Q2 2020	Q4 2020 Q4 2020
New Planned	Q2 2018	Q3 2018	Q2 2019	Q4 2020	Q3 2021	Q1 2023 Q1 2023
Actual/Forecast	9/28/2017	6/27/2018	6/7/2020	Q2 2021		

SCOPE:	BUDGET:
Bldg Envelope Impr. (Roof, Window, Ext Wall, etc.)	\$3,276,000
HVAC Improvements	\$278,000

FLAG: S - Delay Possible

COMMENTS:
 Reason: Delays occurred due to additional review of the delivery method and Board approval to perform the project using CMAR services. Remedy: Authorization to Proceed has been executed and the design has begun.

School Choice Enhancements*

Phase: **20% Complete**

SCHEDULE:	PH:1 Planning/Design	PH:2 Implement	PH:3 Complete
Planned	Q4 2018	Q2 2019	TBD TBD
Actual	11/2018	05/2019	

SCOPE:	BUDGET:
School Choice Enhancement	\$100,000

FLAG:

COMMENTS:
 Planned dates shown as TBD will be provided after all items have been ordered and funds allocated.

*SCEP projects follows a three-phase design process that begins with planning/design, followed by implementation and finally completion when all items have been delivered and installed.



New River Middle School

3100 RIVERLAND ROAD, FORT LAUDERDALE 33312

Location Num	0881
Board District	3
Board Member	Heather P. Brinkworth
ADEFP Budget*	\$4,836,600
Total Facilities Budget	\$4,424,600

***NOTE** This quarter reflects the Adopted District Educational Facilities Plan total budget as approved by SBBC in September 2019. This budget includes Technology improvements and Musical Instruments Replacements which are not included in this section of the report.

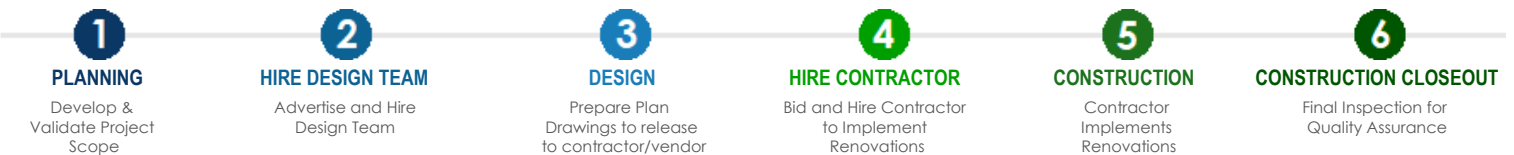
- All dates are based on calendar year. SMART funded projects are included. Only
- Projects without expenditures to date may not show up in the "Financially Active Project Detail Schedule".

PRIMARY PROJECTS CURRENT STATUS: **Construction**

Primary Renovation: Construction in progress. Shop drawings and submittals are being prepared.

School Choice Enhancements: COMPLETED 01/2019 - Voting occurred prior to June 2015 under OFC. Projectors for the auditorium delivered and installed 06/2016. Digital video board delivered 02/2017, complete 08/2017. Camcorder delivered 10/2017. Digital marquee installed and operational 11/2017. Outdoor classroom has been canceled. (100) Laptops and (3) Earthwalk carts have been ordered instead. Digital Marquee installed and functional 01/2018. (51) Laptops, (51) Cart Wiring, (2) EarthWalk Carts, and (6) Desktops delivered 10/2018. (2) External Hard drive delivered 01/2019.

SMART Facilities Update By Project



Primary Renovation

Phase: **6% Complete**

SCHEDULE: (Calendar Year)	1: Planning	2: Hire A/E	3: Design	4: Hire Contractor	5: Construction	6: Closeout
Planned	Q1 2016	Q2 2016	Q1 2017	Q4 2017	Q1 2018	Q1 2019
New Planned	Q1 2016	Q2 2016	Q1 2017	Q2 2019	Q3 2019	Q3 2020
Actual/Forecast	1/14/2016	5/3/2016	1/18/2017	7/19/2019	5/20/2020	5/26/2021

SCOPE:	BUDGET:
Additional Funding - Board Approved 2/19/20 (JJ-1)	\$2,082,600
Bldg Envelope Impr. (Roof, Window, Ext Wall, etc.)	\$1,105,000
HVAC Improvements	\$1,137,000

FLAG: S - Delay Possible

COMMENTS:
 Original contractual date of substantial completion is 5/26/2021. Project is currently on pace. Reason: Delays have occurred in the permitting process in the design phase. The design firm took over six months to revise and resubmit the construction documents for permit review after the second submission due to a re-design on the roofing scope. Remedy: The owner will be enforcing terms of the contract for delays and multiple resubmissions. The Letter of Recommendation to Permit has been received. The construction schedule will be closely watched to avoid further delays.

New River Middle School

SMART Facilities Update by Project Cont.

School Choice Enhancements*

Phase: **100%** Complete

SCHEDULE:	PH:1 Planning/Design	PH:2 Implement	PH:3 Complete
Planned	Q1 2015	Q4 2015	Q2 2018
Actual	11/2015	11/2015	01/2019

SCOPE:

School Choice Enhancement

BUDGET:

\$100,000

FLAG:

COMMENTS:

*SCEP projects follows a three-phase design process that begins with planning/design, followed by implementation and finally completion when all items have been delivered and installed.



Nob Hill Elementary School

2100 NW 104 AVENUE, SUNRISE 33322

Location Num	2671
Board District	6
Board Member	Laurie Rich Levinson
ADEFP Budget*	\$2,404,612
Total Facilities Budget	\$1,959,000

***NOTE** This quarter reflects the Adopted District Educational Facilities Plan total budget as approved by SBBC in September 2019. This budget includes Technology improvements and Musical Instruments Replacements which are not included in this section of the report.

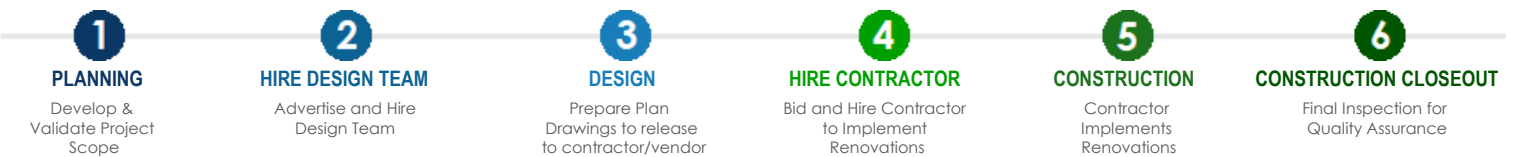
- All dates are based on calendar year. SMART funded projects are included. Only
- Projects without expenditures to date may not show up in the "Financially Active Project Detail Schedule".

PRIMARY PROJECTS CURRENT STATUS: Hire Contractor

Primary Renovation: Contractor procurement in progress. Project delivery method is changing to bid from continuing contract construction management. Roofing reality check has been completed. Design revisions required prior to advertisement.

School Choice Enhancements: Principal's letter initiated 11/30/2018 for Year 5 group. Kick-off meeting held during the Project Charter Meeting on 1/15/2019. Ballot developed 05/2019; revised 09/2020. Approved for voting.

SMART Facilities Update By Project



Primary Renovation

Phase: **10% Complete**

SCHEDULE: (Calendar Year)	1: Planning	2: Hire A/E	3: Design	4: Hire Contractor	5: Construction	6: Closeout
Planned	Q1 2018	Q2 2018	Q1 2019	Q3 2019	Q2 2020	Q3 2020
New Planned	Q1 2018	Q2 2018	Q1 2019	Q4 2019	Q1 2020	Q1 2021
Actual/Forecast	9/1/2017	11/13/2017	4/18/2018	10/2/2019	Q2 2021	

SCOPE:	BUDGET:
Bldg Envelope Impr. (Roof, Window, Ext Wall, etc.)	\$559,000
Electrical Improvements	\$434,000
Fire Alarm	\$294,000
Fire Sprinklers	\$10,000
HVAC Improvements	\$364,000
Media Center improvements	\$198,000

FLAG: S - Project Delayed

COMMENTS:

Delays are occurring during bid and award related to the cost estimate of construction. The project is at the threshold cost limit to prevent the use of the continuing contract construction management firm currently on the project. The cost estimate has been reviewed and determined the project would require bidding. Revisions to the design are required as a result of the roof reality check.

Nob Hill Elementary School

SMART Facilities Update by Project Cont.

School Choice Enhancements*

 Phase: **75% Complete**

SCHEDULE:	PH:1 Planning/Design	PH:2 Implement	PH:3 Complete
Planned	Q4 2018	TBD	TBD
Actual	11/2018		

SCOPE:	BUDGET:	FLAG:
School Choice Enhancement	\$100,000	COMMENTS: Planned date for Implementation phase shown as TBD will be provided after voting process has been completed by the school community.

*SCEP projects follows a three-phase design process that begins with planning/design, followed by implementation and finally completion when all items have been delivered and installed.



Norcrest Elementary School

3951 NE 16 AVENUE, POMPANO BEACH 33064

Location Num	0561
Board District	7
Board Member	Nora Rupert
ADEFP Budget*	\$3,767,500
Total Facilities Budget	\$3,282,500

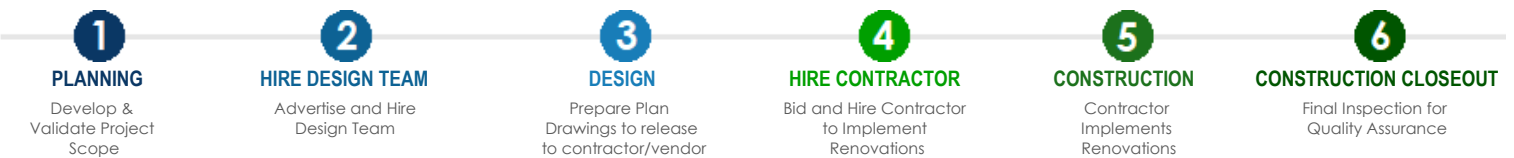
***NOTE** This quarter reflects the Adopted District Educational Facilities Plan total budget as approved by SBBC in September 2019. This budget includes Technology improvements and Musical Instruments Replacements which are not included in this section of the report.
 - All dates are based on calendar year. SMART funded projects are included. Only
 - Projects without expenditures to date may not show up in the "Financially Active Project Detail Schedule".

PRIMARY PROJECTS CURRENT STATUS: **Construction**

Primary Renovation: Construction is in progress. HVAC pump replacement continues in Building 9. Roof demolition has been completed with light weight insulated concrete installation has commenced on all required buildings. The media center HVAC installation and electrical work is in progress. Media Center painting and flooring has been installed.

School Choice Enhancements: COMPLETED 05/2017 - Document Cameras and 275 student laptops delivered 9/2016. PIP rubber surfacing replacement completed 12/2016. Two-way radios delivered 05/2017.

SMART Facilities Update By Project



Primary Renovation

Phase: **30% Complete**

SCHEDULE: (Calendar Year)	1: Planning	2: Hire A/E	3: Design	4: Hire Contractor	5: Construction	6: Closeout
Planned	Q2 2017	Q2 2017	Q1 2018	Q3 2018	Q1 2019	Q1 2020
New Planned	Q2 2017	Q2 2017	Q1 2018	Q2 2019	Q4 2019	Q4 2020
Actual/Forecast	4/6/2017	4/19/2017	11/17/2017	6/20/2019	4/24/2020	3/9/2021

SCOPE:	BUDGET:
Additional Funding - Board Approved 01/14/20 (JJ-1)	\$1,072,500
Bldg Envelope Impr. (Roof, Window, Ext Wall, etc.)	\$496,000
HVAC Improvements	\$1,320,000
Media Center improvements	\$294,000

FLAG: **S - Delay Possible**

COMMENTS:

Original contractual date of substantial completion is 3/9/2021. Project is currently on pace. Delays previously experienced in the design phase and bid and award phases will not be recovered.

School Choice Enhancements*

Phase: **100% Complete**

SCHEDULE:	PH:1 Planning/Design	PH:2 Implement	PH:3 Complete
Planned	Q1 2015	Q4 2015	Q2 2017
Actual	11/2015	11/2015	05/2017

SCOPE:	BUDGET:
School Choice Enhancement	\$100,000

FLAG:

COMMENTS:

*SCEP projects follows a three-phase design process that begins with planning/design, followed by implementation and finally completion when all items have been delivered and installed.



North Andrews Gardens Elementary School

345 NE 56 STREET, OAKLAND PARK 33334

Location Num	0521
Board District	3
Board Member	Heather P. Brinkworth
ADEFP Budget*	\$2,747,000
Total Facilities Budget	\$2,378,000

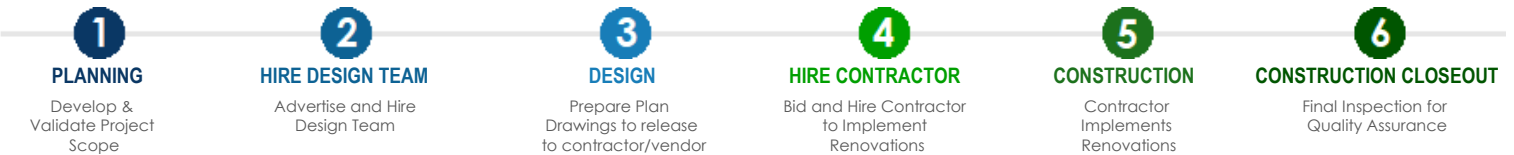
***NOTE** This quarter reflects the Adopted District Educational Facilities Plan total budget as approved by SBBC in September 2019. This budget includes Technology improvements and Musical Instruments Replacements which are not included in this section of the report.
 - All dates are based on calendar year. SMART funded projects are included. Only
 - Projects without expenditures to date may not show up in the "Financially Active Project Detail Schedule".

PRIMARY PROJECTS CURRENT STATUS: Design

Primary Renovation: 100% Construction Documents in the permitting process. Building Department currently reviewing the first submittal.

School Choice Enhancements: Voting authorized 04/27/2019. Voting completed 5/23/2019 - Install Aiphone in F101A and Submaster in F102C installed 10/2019. (1) golf cart delivered 08/2019. (5) Elmo Document Cameras delivered 09/2019. (1) ID machine delivered 10/2019. Golf Cart, (175) 100e laptops, (6) ThinkPads, (2) Think Stations, and (7) Earthwalk carts delivered 01/2020. Aiphone Submaster completed 08/2020.

SMART Facilities Update By Project



Primary Renovation

Phase: **95% Complete**

SCHEDULE: (Calendar Year)	1: Planning	2: Hire A/E	3: Design	4: Hire Contractor	5: Construction	6: Closeout
Planned	Q2 2017	Q2 2018	Q4 2018	Q3 2019	Q1 2020	Q2 2020
New Planned	Q2 2017	Q2 2018	Q4 2018	Q2 2020	Q4 2020	Q3 2021
Actual/Forecast	6/1/2017	8/30/2017	3/22/2018	Q4 2020		

SCOPE:	BUDGET:
Bldg Envelope Impr. (Roof, Window, Ext Wall, etc.)	\$1,263,000
Fire Sprinklers	\$18,000
HVAC Improvements	\$997,000

FLAG: S - Project Delayed

COMMENTS:
 Reason: Delays are occurring during the design process due to the design firm lack of progress. Remedy: The plans have been submitted for permit review. Additional delays are expected until the Letter of Recommendation to Permit is received.

North Andrews Gardens Elementary School

SMART Facilities Update by Project Cont.

School Choice Enhancements*

 Phase: **85% Complete**

SCHEDULE:	PH:1 Planning/Design	PH:2 Implement	PH:3 Complete
Planned	Q4 2018	Q2 2019	TBD
Actual	11/2018	05/2019	TBD

SCOPE:	BUDGET:	FLAG:
School Choice Enhancement	\$100,000	COMMENTS: Planned dates shown as TBD will be provided after all items have been ordered and funds allocated.

*SCEP projects follows a three-phase design process that begins with planning/design, followed by implementation and finally completion when all items have been delivered and installed.



North Fork Elementary School

101 NW 15 AVENUE, FORT LAUDERDALE 33311

Location Num	1191
Board District	5
Board Member	Dr. Rosalind Osgood
ADEFP Budget*	\$2,388,000
Total Facilities Budget	\$2,033,000

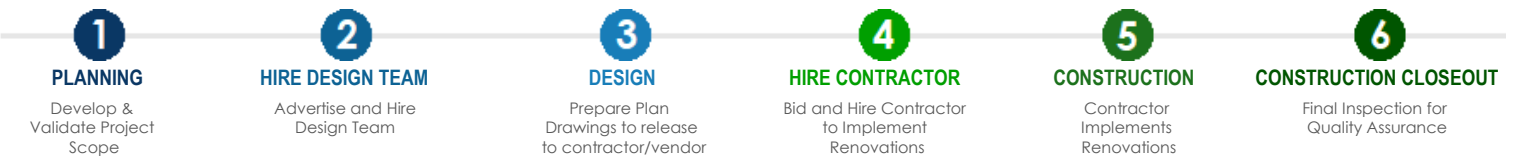
***NOTE** This quarter reflects the Adopted District Educational Facilities Plan total budget as approved by SBBC in September 2019. This budget includes Technology improvements and Musical Instruments Replacements which are not included in this section of the report.
 - All dates are based on calendar year. SMART funded projects are included. Only
 - Projects without expenditures to date may not show up in the "Financially Active Project Detail Schedule".

PRIMARY PROJECTS CURRENT STATUS: Hire Contractor

Primary Renovation: Contractor procurement in progress. Bidding process on hold pending decisions on scope.

School Choice Enhancements: Voting completed 4/18/18 - Security Aiphone and strike installation for the Single Point of Entry completed 07/2018. Marquee is in the permitting process. (2) Printers delivered 09/2018. Murals and office furniture delivered 10/2018. Front desk lettering, (30) Lenovo computers, TV monitors for security cameras on order. (36) chairs, and (33) rugs for reading areas delivered 02/2019. Teachers desktops and student laptops delivered 04/2019. Marquee permitted 10/25/2019; pre-construction meeting scheduled. Security Monitor for school camera delivered 04/2019; installed 08/2019. Marquee permitted 10/2019; Pre-construction meeting scheduled for 12/2019; underground electrical completed 11/2019. Sign installed and functional 05/2020. Conference Room Furniture on order.

SMART Facilities Update By Project



Primary Renovation

Phase: **5% Complete**

SCHEDULE: (Calendar Year)	1: Planning	2: Hire A/E	3: Design	4: Hire Contractor	5: Construction	6: Closeout
Planned	Q1 2017	Q2 2017	Q2 2017	Q4 2017	Q3 2018	Q3 2019
New Planned	Q1 2017	Q2 2017	Q2 2017	Q1 2019	Q2 2019	Q1 2020
Actual/Forecast	3/15/2017	4/3/2017	4/27/2017	3/25/2019	Q2 2021	

SCOPE:	BUDGET:
Bldg Envelope Impr. (Roof, Window, Ext Wall, etc.)	\$942,000
Fire Sprinklers	\$324,000
HVAC Improvements	\$647,000

FLAG: S - Project Delayed

COMMENTS:

Reason: The project was delayed during the bid and award phase in order to conduct a roofing reality check before bidding. The roof reality check required revisions to the roofing scope. Remedy: The project is being re-bid with the scope changes. Project phase percent complete was changed to 5% to reflect the re-bid.

North Fork Elementary School

SMART Facilities Update by Project Cont.

RTU Replacement

 Phase: **100% Complete**

SCHEDULE: (Calendar Year)	1: Planning	2: Hire A/E	3: Design	4: Hire Contractor	5: Construction	6: Closeout
Planned	N/A	N/A	N/A	N/A	N/A	N/A
Actual/Forecast	N/A	N/A	N/A	10/27/2016	N/A	5/10/2017

SCOPE: HVAC Improvements - RTU Replacement	BUDGET: \$20,000	FLAG: COMMENTS:
--	----------------------------	----------------------------------

School Choice Enhancements*

 Phase: **88% Complete**

SCHEDULE:	PH:1 Planning/Design	PH:2 Implement	PH:3 Complete
Planned	Q1 2015	Q2 2018	Q2 2019
Actual	11/2015	04/2018	

SCOPE: School Choice Enhancement	BUDGET: \$100,000	FLAG: S - Project Delayed COMMENTS: Marquee initially caused delays but it is now complete.
--	-----------------------------	---

*SCEP projects follows a three-phase design process that begins with planning/design, followed by implementation and finally completion when all items have been delivered and installed.



North Lauderdale Pre K - 8 (f.k.a. North Lauderdale Elementary)

7500 KIMBERLY BOULEVARD, NORTH LAUDERDALE 33068

Location Num	2231
Board District	4
Board Member	Lori Alhadeff
ADEFP Budget*	\$2,933,350
Total Facilities Budget	\$2,629,350

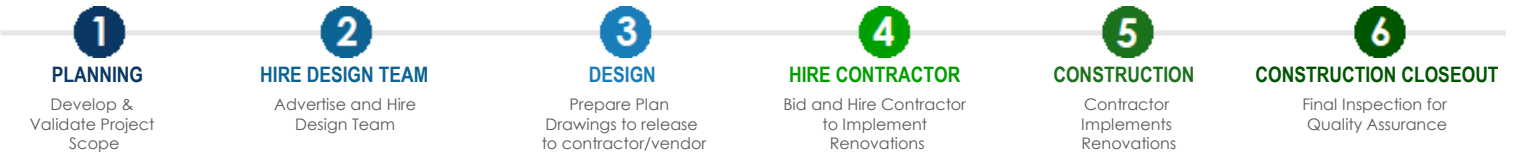
***NOTE** This quarter reflects the Adopted District Educational Facilities Plan total budget as approved by SBBC in September 2019. This budget includes Technology improvements and Musical Instruments Replacements which are not included in this section of the report.
 - All dates are based on calendar year. SMART funded projects are included. Only
 - Projects without expenditures to date may not show up in the "Financially Active Project Detail Schedule".

PRIMARY PROJECTS CURRENT STATUS: Hire Contractor

Primary Renovation: Contractor procurement in progress. Board approval of additional funding and award of contractor has taken place in January 2020. CSMP Contract has expired. Proposals have been requested from new CSMP contractors. Pending approval of the new contractor.

School Choice Enhancements: Voting results received 12/9/16. Student laptops delivered 3/2017. Partial work for murals completed 05/2017, remaining work is pending the SMART/GOB renovation completion in the Media Center. TV screens for the front office delivered 08/2018. Marquee Permitted 02/7/18 - marquee completed 10/2018- Art work is being finalized. Aiphone and EDS completed 10/2018.

SMART Facilities Update By Project



Primary Renovation

Phase: **80% Complete**

SCHEDULE: (Calendar Year)	1: Planning	2: Hire A/E	3: Design	4: Hire Contractor	5: Construction	6: Closeout
Planned	Q4 2016	Q4 2016	Q1 2017	Q4 2017	Q2 2018	Q2 2019
New Planned	Q4 2016	Q4 2016	Q1 2017	Q1 2019	Q3 2019	Q3 2020
Actual/Forecast	12/14/2016	12/14/2016	3/16/2017	3/27/2019	Q4 2020	

SCOPE:	BUDGET:
Additional Funding - Board Approved 01/14/20 (JJ-4)	\$1,093,350
Bldg Envelope Impr. (Roof, Window, Ext Wall, etc.)	\$78,000
Fire Alarm	\$294,000
Fire Sprinklers	\$795,000
HVAC Improvements	\$120,000
Media Center improvements	\$149,000

FLAG: S - Project Delayed

COMMENTS:
 Reason: Delays occurred during the bid and award phase related to completing a roofing reality check before bidding. The purpose of the reality check is to identify opportunities for cost and scope efficiencies. Remedy: The roofing reality check has been completed with the CSMP proposal received. Update: The CSMP contracts have expired. Pending negotiations with new CSMP contractor

North Lauderdale Pre K - 8 (f.k.a. North Lauderdale Elementary)

SMART Facilities Update by Project Cont.

School Choice Enhancements*

 Phase: **67% Complete**

SCHEDULE:	PH:1 Planning/Design	PH:2 Implement	PH:3 Complete
Planned	Q1 2015	Q4 2016	Q2 2018
Actual	11/2015	12/2016	Q2 2018

SCOPE:	BUDGET:	FLAG: S - Project Delayed
School Choice Enhancement	\$100,000	COMMENTS: Art work is being finalized.

*SCEP projects follows a three-phase design process that begins with planning/design, followed by implementation and finally completion when all items have been delivered and installed.



North Side Elementary School

120 NE 11 STREET, FORT LAUDERDALE 33304

Location Num	0041
Board District	3
Board Member	Heather P. Brinkworth
ADEFP Budget*	\$3,725,430
Total Facilities Budget	\$3,565,430

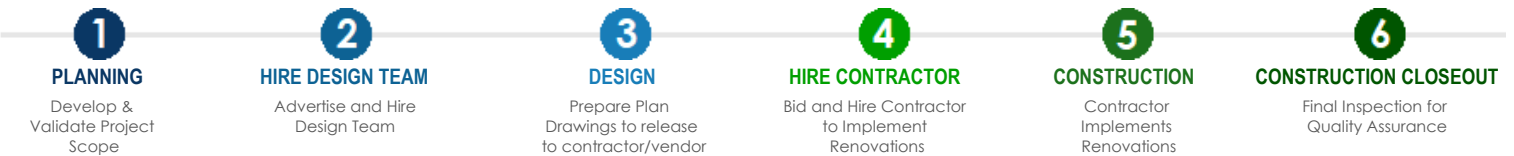
***NOTE** This quarter reflects the Adopted District Educational Facilities Plan total budget as approved by SBBC in September 2019. This budget includes Technology improvements and Musical Instruments Replacements which are not included in this section of the report.
 - All dates are based on calendar year. SMART funded projects are included. Only
 - Projects without expenditures to date may not show up in the "Financially Active Project Detail Schedule".

PRIMARY PROJECTS CURRENT STATUS: **Construction**

Primary Renovation: Construction in progress. HVAC renovations are in progress with one new chiller operational. Roofing submittals are being revised and resubmitted.

School Choice Enhancements: COMPLETED 12/22/17 - Voting completed 6/5/17. Printers delivered 6/2017. (100) student laptops, Recordex (3), window blinds, main office furniture, two-way radios and partial office furniture delivered 08/2017. Additional window blinds and murals delivered 10/2017. Murals completed 12/2017.

SMART Facilities Update By Project



Primary Renovation

Phase: **65% Complete**

SCHEDULE: (Calendar Year)	1: Planning	2: Hire A/E	3: Design	4: Hire Contractor	5: Construction	6: Closeout
Planned	Q4 2016	Q4 2016	Q2 2017	Q4 2017	Q3 2018	Q2 2019
New Planned	Q4 2016	Q4 2016	Q2 2017	Q1 2019	Q2 2019	Q2 2020
Actual/Forecast	11/28/2016	11/28/2016	6/2/2017	12/19/2018	5/9/2019	2/21/2021

SCOPE:	BUDGET:
Additional Funding - Board Approved 4/9/19 (JJ-4)	\$1,769,430
Bldg Envelope Impr. (Roof, Window, Ext Wall, etc.)	\$948,000
HVAC Improvements	\$748,000

FLAG: S - Project Delayed

COMMENTS:

Original contractual date of substantial completion is 5/14/2020. Project is currently delayed three months due to the contractor not obtaining a roofing sub-permit in a timely manner. Delays will continue until the roofing sub-permit is approved.

North Side Elementary School

SMART Facilities Update by Project Cont.

School Choice Enhancements*

 Phase: **100%** Complete

SCHEDULE:	PH:1 Planning/Design	PH:2 Implement	PH:3 Complete
Planned	Q4 2016	Q2 2017	Q3 2017
Actual	12/2016	06/2017	12/2017

SCOPE:

School Choice Enhancement

BUDGET:

\$100,000

FLAG:
COMMENTS:

*SCEP projects follows a three-phase design process that begins with planning/design, followed by implementation and finally completion when all items have been delivered and installed.



Northeast High School

700 NE 56 STREET, OAKLAND PARK 33334

Location Num	1241
Board District	3
Board Member	Heather P. Brinkworth
ADEFP Budget*	\$43,818,402
Total Facilities Budget	\$42,654,402

***NOTE** This quarter reflects the Adopted District Educational Facilities Plan total budget as approved by SBBC in September 2019. This budget includes Technology improvements and Musical Instruments Replacements which are not included in this section of the report.

- All dates are based on calendar year. SMART funded projects are included. Only
- Projects without expenditures to date may not show up in the "Financially Active Project Detail Schedule".

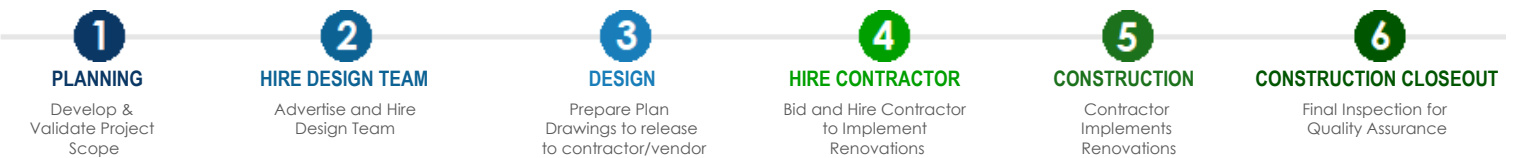
PRIMARY PROJECTS CURRENT STATUS: **Construction**

Primary Renovation: Construction in progress. Submittals are being prepared.

Primary Renovation - Phase 2 - New Addition: 100% Construction Documents in permit review. Design firm currently addressing Building Department comments prior to resubmitting for the second review.

School Choice Enhancements: Voting completed 5/3/16. Outdoor trash receptacles, science equipment and golf carts delivered 10/2016. Scoring tables, volley ball and football scoreboard delivered 02/2017. Marquee installed 03/2017 and Certificate of Completion received 06/2017. Two (2) Gym scoreboards permitted and installed 08/2017. Football Scoreboard installed 04/2018. Two (2) electric strikes, and standalone door alarms delivered and installed 08/2018. Window wraps delivered 11/2018.

SMART Facilities Update By Project



Primary Renovation

Phase: **4% Complete**

SCHEDULE: (Calendar Year)	1: Planning	2: Hire A/E	3: Design	4: Hire Contractor	5: Construction	6: Closeout
Planned	Q3 2015	Q2 2016	Q4 2016	Q2 2017	Q1 2018	Q1 2019
New Planned	Q3 2015	Q2 2016	Q4 2016	Q3 2019	Q3 2019	Q3 2021
Actual/Forecast	9/28/2015	5/3/2016	10/19/2016	8/20/2019	8/3/2020	11/5/2022

SCOPE:	BUDGET:
ADA renovations related to educational adequacy	\$284,000
Additional Funding - Board Approved 04/21/20 (JJ-5)	\$10,706,440
Electrical Improvements	\$368,000
Fire Alarm	\$1,007,000
Fire Sprinklers	\$1,421,000
HVAC Improvements	\$4,588,000
Re-Roofing.	\$3,408,000
Safety / Security Upgrade	\$83,000
STEM Lab improvements	\$2,727,000

FLAG: S - Project Delayed

COMMENTS:

Original contractual date of substantial completion is 11/5/2022. Project is currently on pace. Delays in design and bid and award will not be recovered.

Northeast High School

SMART Facilities Update by Project Cont.

Primary Renovation - Phase 2 - New Addition

Phase: **96% Complete**

SCHEDULE: (Calendar Year)	1: Planning	2: Hire A/E	3: Design	4: Hire Contractor	5: Construction	6: Closeout
Planned	Q3 2018	Q3 2018	Q4 2018	Q4 2019	Q4 2019	Q3 2021
New Planned	Q3 2018	Q3 2018	Q4 2018	Q4 2019	Q4 2019	Q3 2021
Actual/Forecast	7/31/2018	8/13/2018	1/24/2019	Q4 2020		

SCOPE: New Addition and Renovation to Bldg. 12
BUDGET: \$17,840,962
FLAG: S - Project Delayed

COMMENTS:
 Delays are occurring due to the estimated construction cost of the current design. Decisions are needed on design alternatives to bring the project back into budget.

Weight Room

Phase: **100% Complete**

SCHEDULE: (Calendar Year)	1: Planning	2: Hire A/E	3: Design	4: Hire Contractor	5: Construction	6: Closeout
Planned	Q2 2017	Q2 2017	Q3 2017	Q2 2018	Q2 2018	Q3 2018
Actual/Forecast	4/13/2017	4/20/2017	7/13/2017	Q4 2020		

SCOPE: Weight Room Renovation
BUDGET: \$121,000
FLAG: S - Project Delayed

COMMENTS:
 Weight Room to be relocated to a building being renovated in the Primary Renovation. Building Renovation is taking place. Weight Room fit-out is to commence and be completed Q4 2020.

School Choice Enhancements*

Phase: **94% Complete**

SCHEDULE:	PH:1 Planning/Design	PH:2 Implement	PH:3 Complete
Planned	Q1 2015	Q2 2016	TBD
Actual	11/2015	05/2016	

SCOPE: School Choice Enhancement
BUDGET: \$100,000
FLAG:

COMMENTS:
 All items selected by the school community have been delivered and installed. The Principal requested to hold on to the remaining balance until his GOB projects are complete. Planned dates shown as TBD will be provided after all items have been ordered and funds allocated.

*SCEP projects follows a three-phase design process that begins with planning/design, followed by implementation and finally completion when all items have been delivered and installed.



Nova Blanche Forman Elementary School

3521 SW DAVIE ROAD, DAVIE 33314

Location Num	1282
Board District	6
Board Member	Laurie Rich Levinson
ADEFP Budget*	\$2,180,000
Total Facilities Budget	\$1,848,000

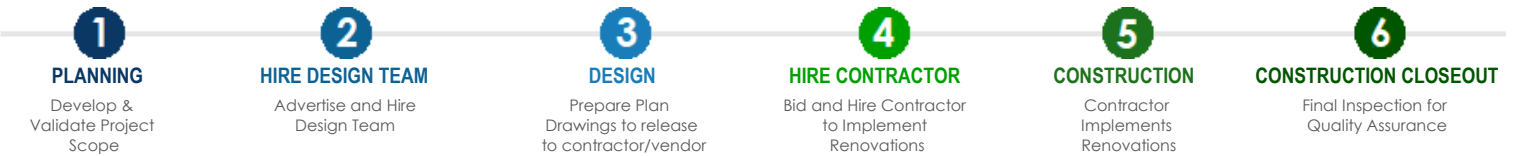
***NOTE** This quarter reflects the Adopted District Educational Facilities Plan total budget as approved by SBBC in September 2019. This budget includes Technology improvements and Musical Instruments Replacements which are not included in this section of the report.
 - All dates are based on calendar year. SMART funded projects are included. Only
 - Projects without expenditures to date may not show up in the "Financially Active Project Detail Schedule".

PRIMARY PROJECTS CURRENT STATUS: Hire Contractor

Primary Renovation: Contractor procurement in progress. Pending advertisement for bid.

School Choice Enhancements: COMPLETED 07/2020 - Kick-off meeting held 2/21/2019. Voting authorized 9/17/2019. Revised ballot was approved and voted 10/25/2019. Voting results received 11/2019 - (15) Classroom rugs delivered 02/2020. (140) Lenovo 100e, (1) Lenovo ThinkPad Yoga L390, (2) EarthWalk Cart, (60) Cable Management, (1) HDMI to VGA Adapter, (1) USB 3.0 Ethernet adapter, (1) Lenovo ThinkPad Case delivered 03/2020. (17) Kidney tables delivered 02/2020. (10) Projectors, (5) Document Cameras delivered 01/2020. Logo Mats delivered 05/2020. Media Center Furniture, Lobby and Conference Room Furniture ((3) Safco literature organizers and (3) wall-mounting plates, (60) Aluminum stack chairs) delivered 05/2020. Carpet extractor delivered 06/2020.

SMART Facilities Update By Project



Primary Renovation

Phase: **5% Complete**

SCHEDULE: (Calendar Year)	1: Planning	2: Hire A/E	3: Design	4: Hire Contractor	5: Construction	6: Closeout
Planned	Q1 2018	Q2 2018	Q1 2019	Q3 2019	Q2 2020	Q3 2020
New Planned	Q1 2018	Q2 2018	Q1 2019	Q1 2020	Q2 2020	Q2 2021
Actual/Forecast	9/28/2017	2/6/2018	8/2/2018	8/24/2020	Q4 2021	

SCOPE:	BUDGET:
Bldg Envelope Impr. (Roof, Window, Ext Wall, etc.)	\$678,000
HVAC Improvements	\$1,070,000

FLAG: S - Project Delayed

COMMENTS:
 Reason: Delays have occurred during the backcheck review of the Construction Documents prior to submitting for permit review. Multiple submissions were required in order to close out comments made by the review team. Remedy: The Letter of Recommendation has been received. Pending advertisement for bid.

Nova Blanche Forman Elementary School

SMART Facilities Update by Project Cont.

School Choice Enhancements*

 Phase: **98%** Complete

SCHEDULE:	PH:1 Planning/Design	PH:2 Implement	PH:3 Complete
Planned	Q4 2018	Q4 2019	Q3 2020
Actual	11/2018	11/2019	07/2020

SCOPE:

School Choice Enhancement

BUDGET:

\$100,000

FLAG:
COMMENTS:

All items approved by the voting process have been delivered and installed. School is determining how to spend the remaining funding from the contingency portion of the SCEP funding.

*SCEP projects follows a three-phase design process that begins with planning/design, followed by implementation and finally completion when all items have been delivered and installed.



Nova Dwight D. Eisenhower Elementary School

6501 SW 39 STREET, DAVIE 33314

Location Num	1271
Board District	6
Board Member	Laurie Rich Levinson
ADEFP Budget*	\$1,275,000
Total Facilities Budget	\$1,131,000

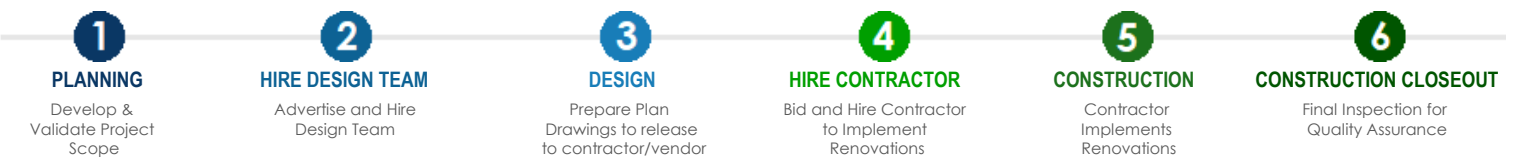
***NOTE** This quarter reflects the Adopted District Educational Facilities Plan total budget as approved by SBBC in September 2019. This budget includes Technology improvements and Musical Instruments Replacements which are not included in this section of the report.
 - All dates are based on calendar year. SMART funded projects are included. Only
 - Projects without expenditures to date may not show up in the "Financially Active Project Detail Schedule".

PRIMARY PROJECTS CURRENT STATUS: Design

Primary Renovation: 100% Construction Documents in the permitting process. Building Department currently reviewing the second submission.

School Choice Enhancements: Voting authorized 12/12/2019. Voting completed 02/2020. Aiphone, submaster and strike are in design. Window Wraps delivered 03/2020. (75) Laptops 300e, (3) Earthcarts, (45) Cable Management delivered 05/2020. Washer and Dryer install funded. (50) Lenovo 300e - 2nd Gen, (2) Earthwalk carts, (50) Cable management, Nova News Basic (Morning Show Equipment), and 3D Printer delivered 08/2020.

SMART Facilities Update By Project



Primary Renovation

Phase: **96% Complete**

SCHEDULE: (Calendar Year)	1: Planning	2: Hire A/E	3: Design	4: Hire Contractor	5: Construction	6: Closeout
Planned	Q2 2018	Q3 2018	Q2 2019	Q3 2019	Q2 2020	Q3 2020
New Planned	Q2 2018	Q3 2018	Q2 2019	Q1 2020	Q2 2020	Q2 2021
Actual/Forecast	9/28/2017	2/6/2018	8/1/2018	Q4 2020		

SCOPE:	BUDGET:
Bldg Envelope Impr. (Roof, Window, Ext Wall, etc.)	\$99,000
Electrical Improvements	\$347,000
Fire Alarm	\$294,000
Media Center improvements	\$291,000

FLAG: S - Project Delayed

COMMENTS:

Delays have occurred during the backcheck review of the Construction Documents prior to submitting for permit review. Multiple submissions were required in order to close out comments made by the review team. Delays continue due to the current health crisis.

Nova Dwight D. Eisenhower Elementary School

SMART Facilities Update by Project Cont.

School Choice Enhancements*

 Phase: **35% Complete**

SCHEDULE:	PH:1 Planning/Design	PH:2 Implement	PH:3 Complete
Planned	Q4 2018	Q1 2020	TBD
Actual	11/2018	02/2020	TBD

SCOPE:	BUDGET:	FLAG:
School Choice Enhancement	\$100,000	COMMENTS: Planned dates shown as TBD will be provided after all items have been ordered and funds allocated.

*SCEP projects follows a three-phase design process that begins with planning/design, followed by implementation and finally completion when all items have been delivered and installed.



Nova High School

3600 COLLEGE AVENUE, DAVIE 33314

Location Num	1281
Board District	6
Board Member	Laurie Rich Levinson
ADEFP Budget*	\$32,939,745
Total Facilities Budget	\$31,777,745

***NOTE** This quarter reflects the Adopted District Educational Facilities Plan total budget as approved by SBBC in September 2019. This budget includes Technology improvements and Musical Instruments Replacements which are not included in this section of the report.

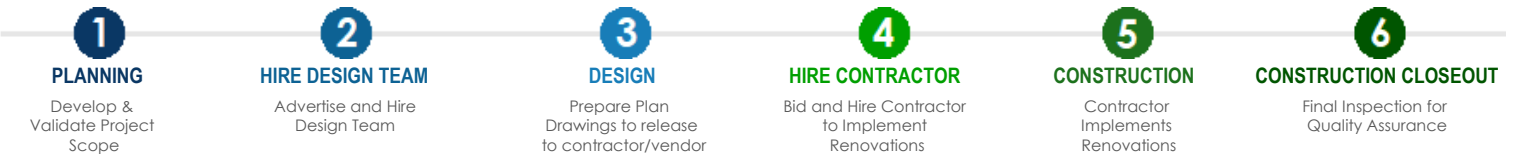
- All dates are based on calendar year. SMART funded projects are included. Only
- Projects without expenditures to date may not show up in the "Financially Active Project Detail Schedule".

PRIMARY PROJECTS CURRENT STATUS: **Construction**

Primary Renovation: Construction in progress. Building 6 HVAC and roofing is complete. Building 15 has experienced unforeseen conditions and is pending door renovations to meet current code prior to occupancy. Building 17 roof renovations are in progress. Building 37 has received occupancy. Contractor is working with District staff to resolve the door renovation issues.

School Choice Enhancements: COMPLETED 04/2017. Voting completed 9/9/16. Laptops carts, student laptops, other technology items, printers, active slates, turf for the field enhancement delivered. Scoreboards installed 10/2016. Active Hubs were delivered 04/2017.

SMART Facilities Update By Project



Primary Renovation

Phase: **55% Complete**

SCHEDULE: (Calendar Year)	1: Planning	2: Hire A/E	3: Design	4: Hire Contractor	5: Construction	6: Closeout
Planned	Q2 2016	Q3 2016	Q1 2017	Q1 2018	Q3 2018	Q3 2019 Q4 2019
New Planned	Q2 2016	Q3 2016	Q1 2017	Q1 2019	Q2 2019	Q3 2021 Q3 2021
Actual/Forecast	6/27/2016	7/26/2016	2/23/2017	1/2/2019	4/4/2019	7/28/2021

SCOPE:	BUDGET:
Additional Funding - Board Approved 02/5/19 (JJ-3)	\$11,993,745
Art Room Renovation and Equipment	\$110,000
Bldg Envelope Impr. (Roof, Window, Ext Wall, etc.)	\$3,544,000
Electrical Improvements	\$2,642,000
Fire Alarm	\$1,259,000
HVAC Improvements	\$8,493,000
Media Center improvements	\$543,000
Music Room Renovation	\$713,000
Safety / Security Upgrade	\$570,000
STEM Lab improvements	\$1,689,000

FLAG:

COMMENTS:

Original contractual date of substantial completion is 7/27/2021. Project is currently on pace.

Nova High School

SMART Facilities Update by Project Cont.

Weight Room

 Phase: **100% Complete**

SCHEDULE: (Calendar Year)	1: Planning	2: Hire A/E	3: Design	4: Hire Contractor	5: Construction	6: Closeout
Planned	Q2 2017	Q2 2017	Q2 2017	Q2 2017	Q3 2017	Q3 2017
Actual/Forecast	4/14/2017	4/21/2017	6/8/2017	6/23/2017	7/20/2017	11/24/2017

SCOPE: Weight Room Renovation	BUDGET: \$121,000	FLAG: COMMENTS:
---	-----------------------------	----------------------------------

School Choice Enhancements*

 Phase: **100% Complete**

SCHEDULE:	PH:1 Planning/Design	PH:2 Implement	PH:3 Complete
Planned	Q1 2016	Q3 2016	Q2 2017
Actual	01/2016	09/2016	04/2017

SCOPE: School Choice Enhancement	BUDGET: \$100,000	FLAG: COMMENTS:
--	-----------------------------	----------------------------------

*SCEP projects follows a three-phase design process that begins with planning/design, followed by implementation and finally completion when all items have been delivered and installed.



Nova Middle School

3602 COLLEGE AVENUE, DAVIE 33314

Location Num	1311
Board District	6
Board Member	Laurie Rich Levinson
ADEFP Budget*	\$7,353,031
Total Facilities Budget	\$6,940,031

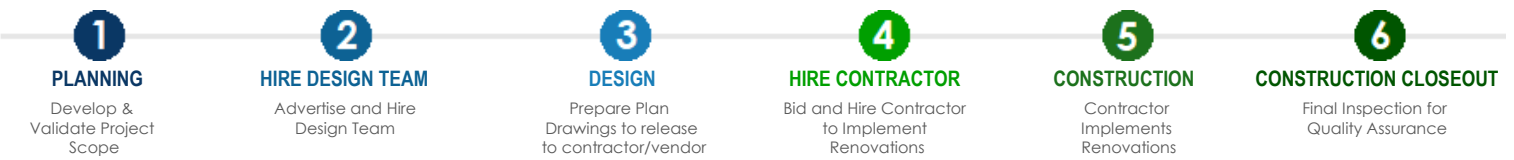
***NOTE** This quarter reflects the Adopted District Educational Facilities Plan total budget as approved by SBBC in September 2019. This budget includes Technology improvements and Musical Instruments Replacements which are not included in this section of the report.
 - All dates are based on calendar year. SMART funded projects are included. Only
 - Projects without expenditures to date may not show up in the "Financially Active Project Detail Schedule".

PRIMARY PROJECTS CURRENT STATUS: Hire Contractor

Primary Renovation: Contractor procurement in progress. Lowest bidder agreement has been terminated for convenience. New Letter of Recommendation is needed prior to readvertising for bids.

School Choice Enhancements: COMPLETED 09/2017 - Voting completed and results received 5/2017. (38) Teachers' chairs delivered and installed 07/2017. Laptops, desktops, think pads delivered 08/2017. Broadcasting system delivered 09/2017.

SMART Facilities Update By Project



Primary Renovation

Phase: **5% Complete**

SCHEDULE: (Calendar Year)	1: Planning	2: Hire A/E	3: Design	4: Hire Contractor	5: Construction	6: Closeout
Planned	Q4 2016	Q1 2017	Q4 2017	Q2 2018	Q4 2018	Q4 2019
New Planned	Q4 2016	Q1 2017	Q4 2017	Q2 2019	Q4 2019	Q4 2020
Actual/Forecast	11/18/2016	3/13/2017	8/28/2017	4/22/2019	Q1 2021	

SCOPE:	BUDGET:
Additional Funding - Board Approved 04/14/20 (10)	\$4,037,300
Art Room Renovation and Equipment	\$85,000
Bldg Envelope Impr. (Roof, Window, Ext Wall, etc.)	\$1,487,000
Conversion of Existing Space to Music and/or Art Lab(s)	\$284,000
HVAC Improvements	\$746,000

FLAG: S - Project Delayed

COMMENTS:

Reason: Delays have occurred during bid and award due to the required roofing reality check. The purpose of the reality check is to identify opportunities for cost and scope efficiencies. Remedy: The project is funded under Year 3 and was advertised after the funding Year 1 and 2 projects completed roofing reality checks and were advertised. Correction: The percent complete of the Bid and Award phase has been reduced due to the termination of the lowest bidder for convenience. New advertisement is pending.

Nova Middle School

SMART Facilities Update by Project Cont.

Fire Sprinklers

Phase: **0% Complete**

SCHEDULE: (Calendar Year)	1: Planning	2: Hire A/E	3: Design	4: Hire Contractor	5: Construction	6: Closeout
Planned	Q2 2016	Q3 2016	Q1 2017	Q1 2018	Q3 2018	Q3 2019
New Planned	Q2 2016	Q3 2016	Q1 2017	Q1 2019	Q2 2019	Q3 2021
Actual/Forecast	6/27/2016	7/26/2016	2/23/2017	1/2/2019	4/4/2019	7/28/2021

SCOPE:	BUDGET:
Nova MS - Fire Sprinklers	\$903,000
Reallocated Funding from MS to HS - Board Approved 02/05/19 (JJ-3)	(\$702,269)

FLAG:	COMMENTS:
	The fire sprinkler scope is included with the Nova HS Primary Renovation project (P.001817). There is a reallocation of \$702,269 from the Nova MS Fire Sprinkler project to the Nova HS Primary Renovation to address the scope of work. The project will no longer be tracked separate.

School Choice Enhancements*

Phase: **100% Complete**

SCHEDULE:	PH:1 Planning/Design	PH:2 Implement	PH:3 Complete
Planned	Q4 2016	Q4 2016	Q3 2017
Actual	12/2016	05/2017	09/2017

SCOPE:	BUDGET:
School Choice Enhancement	\$100,000

FLAG:	COMMENTS:

*SCEP projects follows a three-phase design process that begins with planning/design, followed by implementation and finally completion when all items have been delivered and installed.



Oakland Park Elementary School

936 NE 33 STREET, OAKLAND PARK 33334

Location Num	0031
Board District	3
Board Member	Heather P. Brinkworth
ADEFP Budget*	\$6,180,330
Total Facilities Budget	\$5,862,330

***NOTE** This quarter reflects the Adopted District Educational Facilities Plan total budget as approved by SBBC in September 2019. This budget includes Technology improvements and Musical Instruments Replacements which are not included in this section of the report.

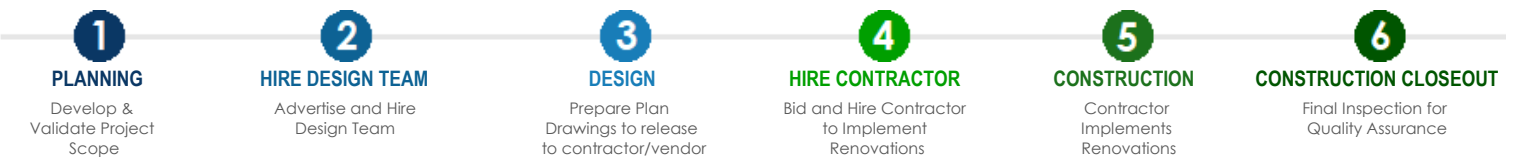
- All dates are based on calendar year. SMART funded projects are included. Only
- Projects without expenditures to date may not show up in the "Financially Active Project Detail Schedule".

PRIMARY PROJECTS CURRENT STATUS: **Construction**

Primary Renovation: Construction in progress. Submittals and mobilization in progress. Roofing sub-contractor is being replaced due to lack of progress with submittals.

School Choice Enhancements: Voting completed 5/23/17. Playground upgrades; replacing the sand with PIP rubber, and Murals completed 11/2017. HVAC scope is scheduled for the Media Center next year (2020). The Carpet replacement for the Media Center will be coordinated with that work.

SMART Facilities Update By Project



Primary Renovation

Phase: **2% Complete**

SCHEDULE: (Calendar Year)	1: Planning	2: Hire A/E	3: Design	4: Hire Contractor	5: Construction	6: Closeout
Planned	Q4 2016	Q1 2017	Q4 2017	Q2 2018	Q4 2018	Q4 2019
New Planned	Q4 2016	Q1 2017	Q4 2017	Q2 2019	Q4 2019	Q4 2020
Actual/Forecast	11/18/2016	3/13/2017	8/30/2017	4/26/2019	2/28/2020	4/3/2021

SCOPE:	BUDGET:
Additional Funding - Board Approved 12/10/19 (JJ-3)	\$2,701,330
Bldg Envelope Impr. (Roof, Window, Ext Wall, etc.)	\$975,000
Electrical Improvements	\$845,000
Fire Alarm	\$50,000
HVAC Improvements	\$1,191,000

FLAG: S - Delay Possible

COMMENTS:

Original contractual date of substantial completion is 3/4/2021. Project is currently delayed by 1 month due to lack of progress with roofing submittals. Roofing sub-contractor is being replaced. Previous delays experienced during bid and award have not been recovered.

Oakland Park Elementary School

SMART Facilities Update by Project Cont.

School Choice Enhancements*

 Phase: **90% Complete**

SCHEDULE:	PH:1 Planning/Design	PH:2 Implement	PH:3 Complete
Planned	Q4 2016	Q2 2017	TBD
Actual	12/2016	05/2017	TBD

SCOPE:	BUDGET:	FLAG:
School Choice Enhancement	\$100,000	COMMENTS: Pending completion of the Primary Scope of HVAC Improvements in the Media Center. Planned dates shown as TBD will be provided after all items have been ordered and funds allocated.

*SCEP projects follows a three-phase design process that begins with planning/design, followed by implementation and finally completion when all items have been delivered and installed.



Oakridge Elementary School

1507 N 28 AVENUE, HOLLYWOOD 33020

Location Num	0461
Board District	1
Board Member	Ann Murray
ADEFP Budget*	\$5,471,860
Total Facilities Budget	\$5,179,860

***NOTE** This quarter reflects the Adopted District Educational Facilities Plan total budget as approved by SBBC in September 2019. This budget includes Technology improvements and Musical Instruments Replacements which are not included in this section of the report.

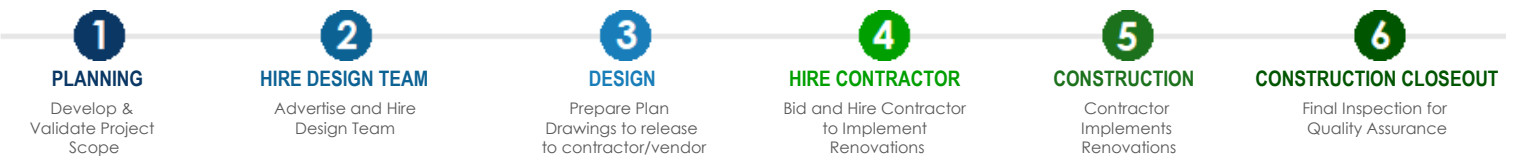
- All dates are based on calendar year. SMART funded projects are included. Only
- Projects without expenditures to date may not show up in the "Financially Active Project Detail Schedule".

PRIMARY PROJECTS CURRENT STATUS: **Construction**

Primary Renovation: Construction in progress. HVAC work is nearing completion. Cafeteria renovations are expected to be completed in December 2020. Roofing has been resubmitted to the Building Department for approvals.

School Choice Enhancements: COMPLETED 08/2017. Voting completed 6/10/16. Marquee letters, classroom carpets, vacuums, wax machine, printers, testing kits delivered 09/2016. iPad tablets delivered 10/2016. Recordex received 08/2017.

SMART Facilities Update By Project



Primary Renovation

Phase: **38% Complete**

SCHEDULE: (Calendar Year)	1: Planning	2: Hire A/E	3: Design	4: Hire Contractor	5: Construction	6: Closeout
Planned	Q1 2016	Q2 2016	Q4 2016	Q3 2017	Q1 2018	Q1 2019
New Planned	Q1 2016	Q2 2016	Q4 2016	Q4 2018	Q1 2019	Q3 2020
Actual/Forecast	3/9/2016	5/17/2016	11/17/2016	10/22/2018	3/28/2019	9/5/2021

SCOPE:	BUDGET:
Additional Funding - Board Approved 02/20/19 (JJ-1)	\$1,473,860
Bldg Envelope Impr. (Roof, Window, Ext Wall, etc.)	\$1,214,000
Fire Alarm	\$252,000
HVAC Improvements	\$1,026,000
Improvements to or Replacement of building 2	\$946,000
Media Center improvements	\$168,000

FLAG: S - Project Delayed

COMMENTS:
Original contractual date of substantial completion is 5/31/2020. Project is currently delayed by 12 months due to contractor performance. Contractor has submitted for a time extension. The time extension request is currently under review.

Oakridge Elementary School

SMART Facilities Update by Project Cont.

School Choice Enhancements*

 Phase: **100%** Complete

SCHEDULE:	PH:1 Planning/Design	PH:2 Implement	PH:3 Complete
Planned	Q1 2015	Q2 2016	Q3 2017
Actual	11/2015	06/2016	08/2017
SCOPE:	BUDGET:		FLAG:
School Choice Enhancement	\$100,000		COMMENTS:

*SCEP projects follows a three-phase design process that begins with planning/design, followed by implementation and finally completion when all items have been delivered and installed.



Olsen Middle School

330 SE 11 TERRACE, DANIA 33004

Location Num	0471
Board District	1
Board Member	Ann Murray
ADEFP Budget*	\$11,578,315
Total Facilities Budget	\$11,154,315

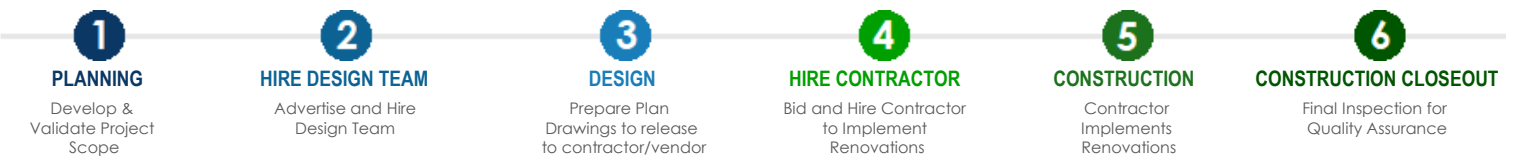
***NOTE** This quarter reflects the Adopted District Educational Facilities Plan total budget as approved by SBBC in September 2019. This budget includes Technology improvements and Musical Instruments Replacements which are not included in this section of the report.
 - All dates are based on calendar year. SMART funded projects are included. Only
 - Projects without expenditures to date may not show up in the "Financially Active Project Detail Schedule".

PRIMARY PROJECTS CURRENT STATUS: Hire Contractor

Primary Renovation: Contractor procurement in progress. Bid advertisement has taken place. Pending execution of the Notice to Proceed.

School Choice Enhancements: COMPLETED 03/2020 - Voting completed 2/23/2018. (38) Laptops, (6) Computer Carts (16) Printers (200) student desks delivered 11/2018. (144) Chairs received 4/2019.

SMART Facilities Update By Project



Primary Renovation

Phase: **50% Complete**

SCHEDULE: (Calendar Year)	1: Planning	2: Hire A/E	3: Design	4: Hire Contractor	5: Construction	6: Closeout
Planned	Q1 2017	Q1 2017	Q4 2017	Q2 2018	Q1 2019	Q2 2020
New Planned	Q1 2017	Q1 2017	Q4 2017	Q3 2019	Q4 2019	Q2 2021
Actual/Forecast	3/1/2017	3/28/2017	10/20/2017	4/26/2019	Q4 2020	

SCOPE:	BUDGET:
Additional Funding - Board Approved 8/19/20 (JJ-7)	\$3,981,315
Bldg Envelope Impr. (Roof, Window, Ext Wall, etc.)	\$3,129,000
Electrical Improvements	\$268,000
Fire Sprinklers	\$19,000
HVAC Improvements	\$3,248,000
Media Center improvements	\$203,000
Safety / Security Upgrade	\$206,000

FLAG: SB - Project Delayed

COMMENTS:
 Reason: The project was put on hold until decisions are made related to enrollment and the scope of work. Remedy: Enrollment decisions have been made and the project is currently procuring the contractor. Budget: Additional funding of \$3,981,315 was approved by the Board on 8/19/2020 in conjunction with the approval to award the construction agreement for the project.

Olsen Middle School

SMART Facilities Update by Project Cont.

School Choice Enhancements*

 Phase: **99% Complete**

SCHEDULE:	PH:1 Planning/Design	PH:2 Implement	PH:3 Complete
Planned	Q4 2016	Q1 2018	Q1 2020
Actual	12/2016	02/2018	03/2020

SCOPE:

School Choice Enhancement

BUDGET:

\$100,000

FLAG:
COMMENTS:

All items approved by voting process have been delivered and installed. School is determining how to spend the remaining funding from the contingency portion of the SCEP funding.

*SCEP projects follows a three-phase design process that begins with planning/design, followed by implementation and finally completion when all items have been delivered and installed.



Orange Brook Elementary School

715 S 46 AVENUE, HOLLYWOOD 33021

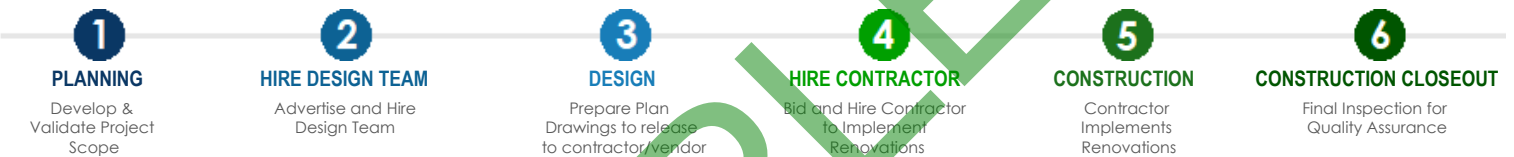
Location Num	0711
Board District	1
Board Member	Ann Murray
ADEFP Budget*	\$382,000
Total Facilities Budget	\$100,000

***NOTE** This quarter reflects the Adopted District Educational Facilities Plan total budget as approved by SBBC in September 2019. This budget includes Technology improvements and Musical Instruments Replacements which are not included in this section of the report.
 - All dates are based on calendar year. SMART funded projects are included. Only
 - Projects without expenditures to date may not show up in the "Financially Active Project Detail Schedule".

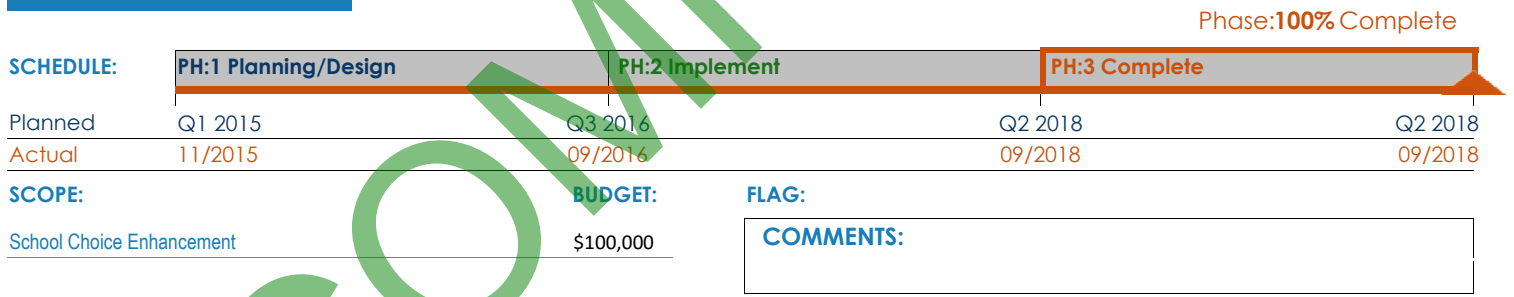
PRIMARY PROJECTS CURRENT STATUS: N/A

School Choice Enhancements: COMPLETE 09/2018 - Voting completed 9/22/16. Laptops, carts delivered 12/2016; furniture, printers, Epson air filters, and portable PA delivered and installed 03/2017. Marquee completed 06/2018. HDMI, Wireless Keyboards, DVD Burner, Headphones, iPad covers and printers delivered 09/2018.

SMART Facilities Update By Project



School Choice Enhancements*



*SCEP projects follows a three-phase design process that begins with planning/design, followed by implementation and finally completion when all items have been delivered and installed.



Oriole Elementary School

3081 NW 39 STREET, LAUDERDALE LAKES 33309

Location Num	1831
Board District	5
Board Member	Dr. Rosalind Osgood
ADEFP Budget*	\$3,568,000
Total Facilities Budget	\$3,276,000

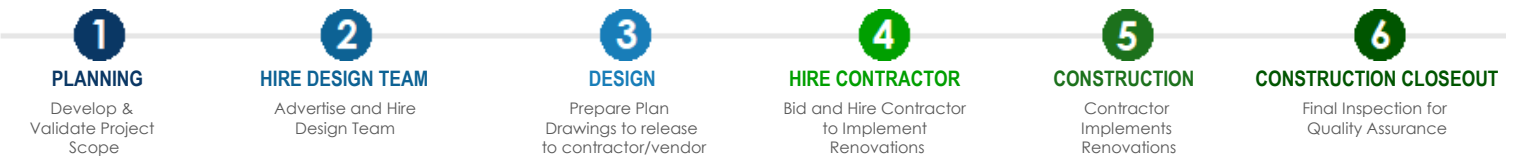
***NOTE** This quarter reflects the Adopted District Educational Facilities Plan total budget as approved by SBBC in September 2019. This budget includes Technology improvements and Musical Instruments Replacements which are not included in this section of the report.
 - All dates are based on calendar year. SMART funded projects are included. Only
 - Projects without expenditures to date may not show up in the "Financially Active Project Detail Schedule".

PRIMARY PROJECTS CURRENT STATUS: Design

Primary Renovation: 100% Construction Documents in the permitting process. Design firm currently addressing Building Department comments prior to submitting the fourth time for permit application. Due to the limited capacity and accessibility caused by the current health crisis projects with the highest urgency have been prioritized, causing some submissions to be temporarily delayed in the permit review process.

School Choice Enhancements: COMPLETED 03/2020 - Voting authorized 6/1/18 - Voting results received 6/13/18 - (36) Classroom rugs, student tables and chairs, (20) Two-way radios, (16) Projectors, Outdoor mats, (71) Teachers Chairs delivered 11/2018. Cafeteria Sound System, (48) Cone Safety, (8) Vests, (2) Storage Carts, (10) Reflective parking lot post, (9) Signs delivered 01/2019. Murals completed 08/2019.

SMART Facilities Update By Project



Primary Renovation

Phase: **97% Complete**

SCHEDULE: (Calendar Year)	1: Planning	2: Hire A/E	3: Design	4: Hire Contractor	5: Construction	6: Closeout
Planned	Q2 2017	Q2 2017	Q1 2018	Q3 2018	Q1 2019	Q1 2020
New Planned	Q2 2017	Q2 2017	Q1 2018	Q4 2019	Q2 2020	Q2 2021
Actual/Forecast	4/6/2017	4/19/2017	11/17/2017	Q4 2020		

SCOPE:	BUDGET:
ADA Restrooms	\$745,000
Bldg Envelope Impr. (Roof, Window, Ext Wall, etc.)	\$813,000
Fire Alarm	\$293,000
Fire Sprinklers	\$11,000
HVAC Improvements	\$1,059,000
Media Center improvements	\$255,000

FLAG: S - Project Delayed

COMMENTS:

Reason: Delays have occurred during the design phase. The design firm has required four months to revise and resubmit for permit review after the first submission. The third submission took an additional 2 months. Remedy: The owner will be enforcing the terms of the contract for delays.

Oriole Elementary School

SMART Facilities Update by Project Cont.

School Choice Enhancements*

 Phase: **95% Complete**

SCHEDULE:	PH:1 Planning/Design	PH:2 Implement	PH:3 Complete
Planned	Q1 2015	Q2 2018	Q1 2020
Actual	11/2015	06/2018	03/2020

SCOPE:

School Choice Enhancement

BUDGET:

\$100,000

FLAG:
COMMENTS:

All items approved by voting process have been delivered and installed. School is determining how to spend the remaining funding from the contingency portion of the SCEP funding.

*SCEP projects follows a three-phase design process that begins with planning/design, followed by implementation and finally completion when all items have been delivered and installed.



Palm Cove Elementary School

11 601 WASHINGTON STREET, PEMBROKE PINES 33025

Location Num	3311
Board District	2
Board Member	Patricia Good
ADEFP Budget*	\$3,968,659
Total Facilities Budget	\$3,630,659

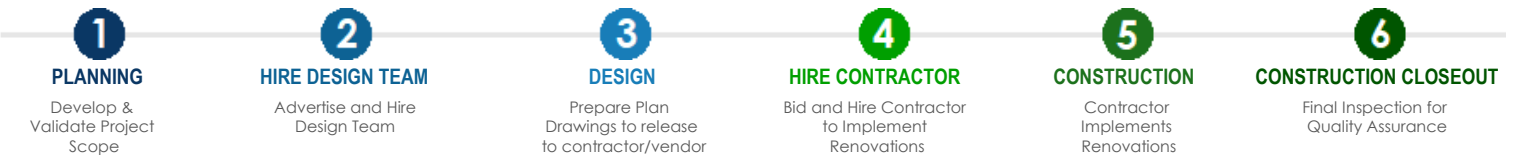
***NOTE** This quarter reflects the Adopted District Educational Facilities Plan total budget as approved by SBBC in September 2019. This budget includes Technology improvements and Musical Instruments Replacements which are not included in this section of the report.
 - All dates are based on calendar year. SMART funded projects are included. Only
 - Projects without expenditures to date may not show up in the "Financially Active Project Detail Schedule".

PRIMARY PROJECTS CURRENT STATUS: Complete

Primary Renovation: Complete.

School Choice Enhancements: Voting authorized 04/04/2019. Voting completed 05/06/2019. Aiphone (including strike) at the Single Point of Entry installation scheduled for the week of 10/14/2019. Projector delivered 12/2019. Murals completed 09/2019. Cafeteria sound system completed 01/2020.

SMART Facilities Update By Project



Primary Renovation

Phase: 100% Complete

SCHEDULE: (Calendar Year)	1: Planning	2: Hire A/E	3: Design	4: Hire Contractor	5: Construction	6: Closeout
Planned	Q4 2016	Q4 2016	Q1 2017	Q3 2017	Q2 2018	Q1 2019
New Planned	Q4 2016	Q4 2016	Q1 2017	Q3 2017	Q2 2018	Q3 2019
Actual/Forecast	11/7/2016	11/7/2016	1/13/2017	6/21/2018	9/21/2018	12/19/2019

SCOPE:	BUDGET:	FLAG:
Additional Funding - Board Approved 09/05/18 (JJ-1)	\$1,318,659	COMMENTS:
Bldg Envelope Impr. (Roof, Window, Ext Wall, etc.)	\$1,572,000	
HVAC Improvements	\$640,000	

School Choice Enhancements*

Phase: 51% Complete

SCHEDULE:	PH:1 Planning/Design	PH:2 Implement	PH:3 Complete
Planned	Q4 2016	Q2 2019	TBD
Actual	12/2016	05/2019	TBD

SCOPE:	BUDGET:	FLAG:
School Choice Enhancement	\$100,000	COMMENTS: Planned dates shown as TBD will be provided after all items have been ordered and funds allocated.

*SCEP projects follows a three-phase design process that begins with planning/design, followed by implementation and finally completion when all items have been delivered and installed.



Palmview Elementary School

2601 NE 1 AVENUE, POMPANO BEACH 33064

Location Num	1131
Board District	7
Board Member	Nora Rupert
ADEFP Budget*	\$4,379,000
Total Facilities Budget	\$4,052,000

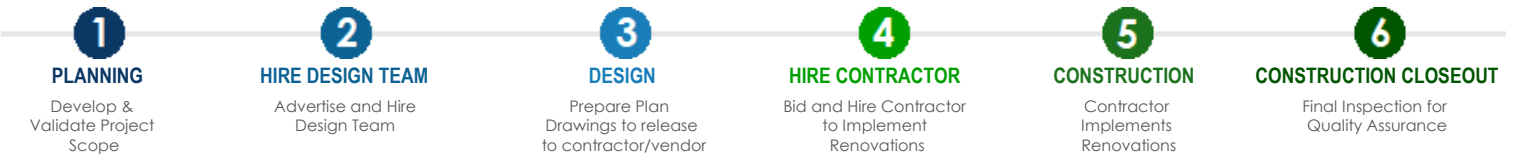
***NOTE** This quarter reflects the Adopted District Educational Facilities Plan total budget as approved by SBBC in September 2019. This budget includes Technology improvements and Musical Instruments Replacements which are not included in this section of the report.
 - All dates are based on calendar year. SMART funded projects are included. Only
 - Projects without expenditures to date may not show up in the "Financially Active Project Detail Schedule".

PRIMARY PROJECTS CURRENT STATUS: **Design**

Primary Renovation: 100% Construction Documents in the permitting process. Building Department currently reviewing the second submission.

School Choice Enhancements: Principal's letter initiated 11/30/2018 for Year 5 group. Kick-off meeting is being scheduled.

SMART Facilities Update By Project



Primary Renovation

Phase: **95% Complete**

SCHEDULE: (Calendar Year)	1: Planning	2: Hire A/E	3: Design	4: Hire Contractor	5: Construction	6: Closeout
Planned	Q1 2018	Q2 2018	Q1 2019	Q3 2019	Q1 2020	Q3 2020
New Planned	Q1 2018	Q2 2018	Q1 2019	Q1 2020	Q3 2020	Q1 2022
Actual/Forecast	8/1/2017	10/6/2017	5/3/2018	Q4 2020		

SCOPE:	BUDGET:
Bldg Envelope Impr. (Roof, Window, Ext Wall, etc.)	\$914,000
Fire Sprinklers	\$540,000
HVAC Improvements	\$2,201,000
Media Center improvements	\$297,000

FLAG: S - Project Delayed

COMMENTS:
 Delays have occurred during the backcheck review of the Construction Documents prior to submitting for permit review. Multiple submissions were required in order to close out comments made by the review team. The project is currently delayed by 9 months. It is anticipated future delays during the permitting review due to multiple submissions is being accounted for.

Palmview Elementary School

SMART Facilities Update by Project Cont.

School Choice Enhancements*

 Phase: **10%** Complete

SCHEDULE:	PH:1 Planning/Design	PH:2 Implement	PH:3 Complete
Planned	Q4 2018	TBD	TBD
Actual	11/2018		

SCOPE:	BUDGET:	FLAG:
School Choice Enhancement	\$100,000	COMMENTS: Planned date for Implementation phase shown as TBD will be provided after voting process has been completed by the school community.

*SCEP projects follows a three-phase design process that begins with planning/design, followed by implementation and finally completion when all items have been delivered and installed.



Panther Run Elementary School

801 NW 172 AVENUE, PEMBROKE PINES 33029

Location Num	3571
Board District	2
Board Member	Patricia Good
ADEFP Budget*	\$4,017,970
Total Facilities Budget	\$3,662,970

***NOTE** This quarter reflects the Adopted District Educational Facilities Plan total budget as approved by SBBC in September 2019. This budget includes Technology improvements and Musical Instruments Replacements which are not included in this section of the report.

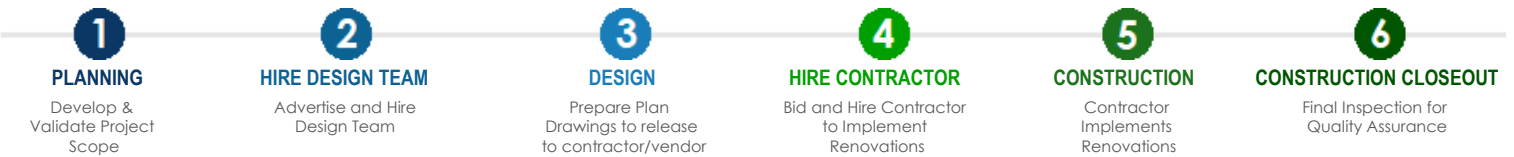
- All dates are based on calendar year. SMART funded projects are included. Only
- Projects without expenditures to date may not show up in the "Financially Active Project Detail Schedule".

PRIMARY PROJECTS CURRENT STATUS: **Construction**

Primary Renovation: Construction in progress. Submittals are being prepared.

School Choice Enhancements: Voting completed 04/09/2019. Two-way radios delivered 05/2019. Aiphone is permitted, installation complete 09/2019. (1) 32 inch TV delivered 12/2019. (2) ActivePanel Promethean Boards delivered 01/2020. Additional ActivePanel Promethean Board delivered 04/2020. Marquee in design. (55) Lenovo 300e laptops, (7) Lenovo MA20z desktop, (10) Lenovo ThinkPad Yoga L390 laptops, (1) Recordex, (1) TV wall mount on order.

SMART Facilities Update By Project



Primary Renovation

Phase: **5% Complete**

SCHEDULE: (Calendar Year)	1: Planning	2: Hire A/E	3: Design	4: Hire Contractor	5: Construction	6: Closeout
Planned	Q4 2017	Q1 2018	Q4 2018	Q1 2019	Q4 2019	Q3 2020
New Planned	Q4 2017	Q1 2018	Q4 2018	Q3 2019	Q4 2019	Q4 2020
Actual/Forecast	6/1/2017	8/30/2017	3/6/2018	3/12/2019	9/2/2020	8/15/2021

SCOPE:

Additional Funding - Board Approved 06/23/20 (JJ-1)	\$2,128,970
Bldg Envelope Impr. (Roof, Window, Ext Wall, etc.)	\$1,237,000
HVAC Improvements	\$197,000

BUDGET:

FLAG: S - Delay Possible

COMMENTS:

Original contractual date of substantial completion is 8/15/2021. Project is on pace. Previous delays during bid and award will not be recovered.

Panther Run Elementary School

SMART Facilities Update by Project Cont.

School Choice Enhancements*

 Phase: **58% Complete**

SCHEDULE:	PH:1 Planning/Design	PH:2 Implement	PH:3 Complete
Planned	Q4 2018	Q2 2019	TBD
Actual	11/2018	04/2019	TBD

SCOPE:	BUDGET:	FLAG:
School Choice Enhancement	\$100,000	COMMENTS: Planned dates shown as TBD will be provided after all items have been ordered and funds allocated.

*SCEP projects follows a three-phase design process that begins with planning/design, followed by implementation and finally completion when all items have been delivered and installed.



Park Lakes Elementary School

3925 NORTH STATE ROAD 7, LAUDERDALE LAKES 33319

Location Num	3761
Board District	5
Board Member	Dr. Rosalind Osgood
ADEFP Budget*	\$1,316,000
Total Facilities Budget	\$874,000

***NOTE** This quarter reflects the Adopted District Educational Facilities Plan total budget as approved by SBBC in September 2019. This budget includes Technology improvements and Musical Instruments Replacements which are not included in this section of the report.

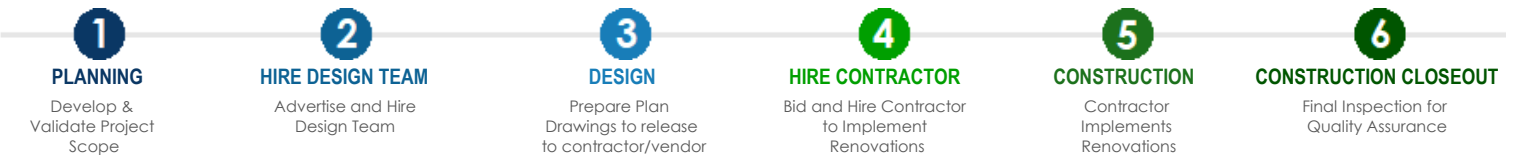
- All dates are based on calendar year. SMART funded projects are included. Only
- Projects without expenditures to date may not show up in the "Financially Active Project Detail Schedule".

PRIMARY PROJECTS CURRENT STATUS: **Construction**

Primary Renovation: Construction in progress. Flooring installation in the art room has been completed. Product orders have been placed for cabinetry, milwork, and roofing tiedowns. Roofing submittals are being revised and resubmitted.

School Choice Enhancements: COMPLETED 05/2020 - Voting completed 6/9/16. Marquee completed 05/2018. New K-2 and 3-5 playground structures completed 04/2019. Marquee completed 05/2018. New K-2 and 3-5 playground structures completed 04/2019. Marquee completed 05/2018. (6) Outdoor benches delivered and installed 05/2020.

SMART Facilities Update By Project



Primary Renovation

Phase: **10% Complete**

SCHEDULE: (Calendar Year)	1: Planning	2: Hire A/E	3: Design	4: Hire Contractor	5: Construction	6: Closeout
Planned	Q2 2017	Q2 2017	Q1 2018	Q3 2018	Q1 2019	Q1 2020
New Planned	Q2 2017	Q2 2017	Q1 2018	Q3 2019	Q4 2019	Q1 2021
Actual/Forecast	4/1/2017	6/22/2017	12/19/2017	4/9/2019	8/19/2020	9/6/2021

SCOPE:	BUDGET:
Art Room Renovation and Equipment	\$65,000
Bldg Envelope Impr. (Roof, Window, Ext Wall, etc.)	\$131,000
Conversion of Existing Space to Music and/or Art Lab(s)	\$339,000
Fire Sprinklers	\$103,000
Music Room Renovation	\$136,000

FLAG: S - Project Delayed

COMMENTS:

Original contractual date of substantial completion is 8/25/2021. Contractor is currently on pace. Previous delays during the bid and award phase will not be recovered.

Park Lakes Elementary School

SMART Facilities Update by Project Cont.

School Choice Enhancements*

 Phase: **100%** Complete

SCHEDULE:	PH:1 Planning/Design	PH:2 Implement	PH:3 Complete
Planned	Q1 2015	Q2 2016	Q2 2020
Actual	11/2015	06/2016	05/2020

SCOPE:

School Choice Enhancement

BUDGET:

\$100,000

FLAG:
COMMENTS:

*SCEP projects follows a three-phase design process that begins with planning/design, followed by implementation and finally completion when all items have been delivered and installed.



Park Ridge Elementary School

5200 NE 9 AVENUE, DEERFIELD BEACH 33064

Location Num	1951
Board District	7
Board Member	Nora Rupert
ADEFP Budget*	\$2,645,000
Total Facilities Budget	\$2,284,000

***NOTE** This quarter reflects the Adopted District Educational Facilities Plan total budget as approved by SBBC in September 2019. This budget includes Technology improvements and Musical Instruments Replacements which are not included in this section of the report.

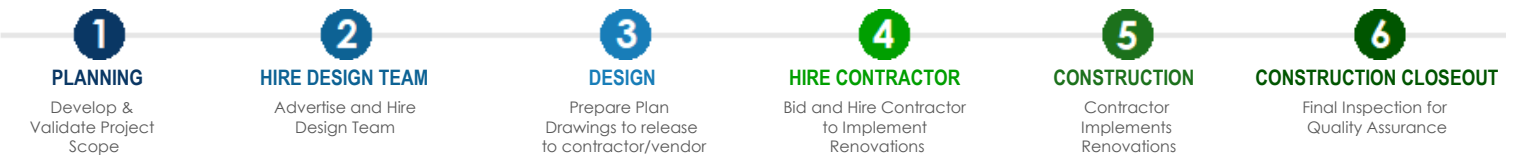
- All dates are based on calendar year. SMART funded projects are included. Only
- Projects without expenditures to date may not show up in the "Financially Active Project Detail Schedule".

PRIMARY PROJECTS CURRENT STATUS: Hire Contractor

Primary Renovation: Contractor procurement in progress. Bid advertisement pending revisions to the bid schedule.

School Choice Enhancements: Ballot received and in compliance with District Guidelines; voting authorized 11/21/2019. Voting results received 1/2020. Window Wraps completed 07/2020. (18) Recordex Simplicity Doc Cameras delivered 08/2020. (35) Lenovo 300e, (10) ThinkPad L390 i5, (2) ThinkCentre M920z, (1) ThinkCentre M720q, (4) EarthWalk Carts, (100) Cable Management, (8) Mini HDMI to VGA, (8) HDMI to VGA Adapter, (10) UltraSlim USB DVD Burner, (18) Promethean Boards, (18) Promethean Board Stands delivered 09/2020.

SMART Facilities Update By Project



Primary Renovation

Phase: **30% Complete**

SCHEDULE: (Calendar Year)	1: Planning	2: Hire A/E	3: Design	4: Hire Contractor	5: Construction	6: Closeout
Planned	Q4 2017	Q1 2018	Q4 2018	Q2 2019	Q4 2019	Q2 2020
New Planned	Q4 2017	Q1 2018	Q4 2018	Q4 2019	Q2 2020	Q2 2021
Actual/Forecast	6/1/2017	8/30/2017	3/12/2018	4/26/2019	Q4 2020	

SCOPE:	BUDGET:
Bldg Envelope Impr. (Roof, Window, Ext Wall, etc.)	\$746,000
Fire Alarm	\$294,000
HVAC Improvements	\$798,000
Media Center improvements	\$268,000

FLAG: S - Project Delayed

COMMENTS:
 Funding Year 1 thru 3 projects are to take priority for advertisement of bid. The project is funded under Year 5 and will be advertised after the funding Year 1 thru 3 projects that are prepared for advertisement.

RTU Replacement

Phase: **100% Complete**

SCHEDULE: (Calendar Year)	1: Planning	2: Hire A/E	3: Design	4: Hire Contractor	5: Construction	6: Closeout
Planned	N/A	N/A	N/A	N/A	N/A	N/A
Actual/Forecast	N/A	N/A	N/A	N/A	N/A	11/1/2017

SCOPE:	BUDGET:
HVAC Improvements - RTU Replacement	\$78,000

FLAG:

COMMENTS:

Park Ridge Elementary School

SMART Facilities Update by Project Cont.

School Choice Enhancements*

 Phase: **79% Complete**

SCHEDULE:	PH:1 Planning/Design	PH:2 Implement	PH:3 Complete
Planned	Q4 2018	Q1 2020	TBD
Actual	11/2018	01/2020	TBD

SCOPE:	BUDGET:	FLAG:
School Choice Enhancement	\$100,000	COMMENTS: Planned dates shown as TBD will be provided after all items have been ordered and funds allocated.

*SCEP projects follows a three-phase design process that begins with planning/design, followed by implementation and finally completion when all items have been delivered and installed.



Park Springs Elementary School

5800 NW 66 TERRACE, CORAL SPRINGS 33067

Location Num	3171
Board District	4
Board Member	Lori Alhadeff
ADEFP Budget*	\$5,601,000
Total Facilities Budget	\$5,121,000

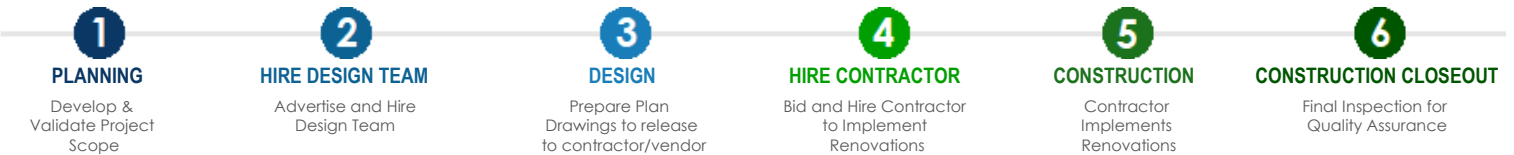
***NOTE** This quarter reflects the Adopted District Educational Facilities Plan total budget as approved by SBBC in September 2019. This budget includes Technology improvements and Musical Instruments Replacements which are not included in this section of the report.
 - All dates are based on calendar year. SMART funded projects are included. Only
 - Projects without expenditures to date may not show up in the "Financially Active Project Detail Schedule".

PRIMARY PROJECTS CURRENT STATUS: Design

Primary Renovation: 100% Construction Documents in the permitting process. Building Department currently reviewing the first submission.

School Choice Enhancements: COMPLETED 07/2020 - Voting completed 4/19/2019 - Playground upgrades for K-2 are on order. Floor scrubber delivered 06/2019. Mural complete 7/2019. (100) laptop computers delivered 08/2019. Playground upgrades pre-construction meeting held 11/20/2019; K-2 playground completed 01/2020. Desks, file cabinets delivered 04/2020. Office furniture delivered 07/2020.

SMART Facilities Update By Project



Primary Renovation

Phase: **94% Complete**

SCHEDULE: (Calendar Year)	1: Planning	2: Hire A/E	3: Design	4: Hire Contractor	5: Construction	6: Closeout
Planned	Q4 2017	Q1 2018	Q4 2018	Q2 2019	Q1 2020	Q3 2020
New Planned	Q4 2017	Q1 2018	Q4 2018	Q1 2020	Q3 2020	Q1 2022
Actual/Forecast	7/1/2017	9/20/2017	5/3/2018	Q1 2021		

SCOPE:	BUDGET:
Bldg Envelope Impr. (Roof, Window, Ext Wall, etc.)	\$1,242,000
Conversion of Existing Space to Music and/or Art Lab(s)	\$169,000
Fire Sprinklers and Fire Alarm	\$1,034,000
HVAC Improvements	\$2,440,000
Music Room Renovation	\$136,000

FLAG: S - Project Delayed

COMMENTS:

Delays have occurred during the backcheck review of the Construction Documents prior to submitting for permit review. Multiple submissions were required in order to close out comments made by the review team. The project is currently delayed by 7 months. It is anticipated future delays during the permitting review due to multiple submissions is being accounted for.

Park Springs Elementary School

SMART Facilities Update by Project Cont.

School Choice Enhancements*

 Phase: **99% Complete**

SCHEDULE:	PH:1 Planning/Design	PH:2 Implement	PH:3 Complete
Planned	Q4 2018	Q2 2019	Q3 2020
Actual	11/2018	04/2019	07/2020

SCOPE:

School Choice Enhancement

BUDGET:

\$100,000

FLAG:
COMMENTS:

All items approved by the voting process have been delivered and installed. School is determining how to spend the remaining funding from the contingency portion of the SCEP funding.

*SCEP projects follows a three-phase design process that begins with planning/design, followed by implementation and finally completion when all items have been delivered and installed.



Park Trails Elementary School

10700 TRAILS END, PARKLAND 33076

Location Num	3781
Board District	4
Board Member	Lori Alhadeff
ADEFP Budget*	\$4,038,867
Total Facilities Budget	\$2,414,000

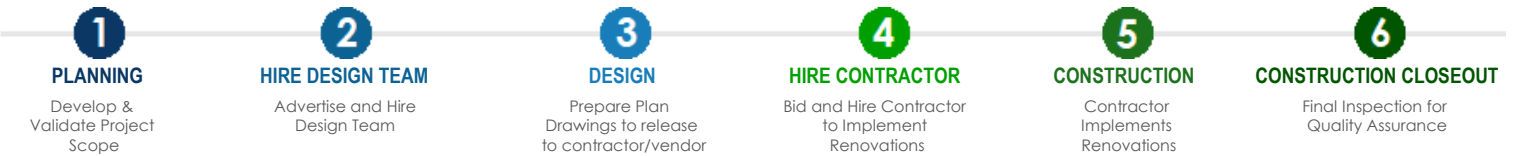
***NOTE** This quarter reflects the Adopted District Educational Facilities Plan total budget as approved by SBBC in September 2019. This budget includes Technology improvements and Musical Instruments Replacements which are not included in this section of the report.
 - All dates are based on calendar year. SMART funded projects are included. Only
 - Projects without expenditures to date may not show up in the "Financially Active Project Detail Schedule".

PRIMARY PROJECTS CURRENT STATUS: Hire Contractor

Primary Renovation: Contractor procurement in progress. Pending Board approval to award, scheduled for October 2020.

School Choice Enhancements: Principal's letter initiated 11/30/2018 for Year 5 group. Ballot results reviewed and is in compliance. Results received 02/2020. P-number requested. Coordinating proposals.

SMART Facilities Update By Project



Primary Renovation

Phase: **25% Complete**

SCHEDULE: (Calendar Year)	1: Planning	2: Hire A/E	3: Design	4: Hire Contractor	5: Construction	6: Closeout
Planned	Q4 2017	Q1 2018	Q4 2018	Q2 2019	Q1 2020	Q3 2020
New Planned	Q4 2017	Q1 2018	Q4 2018	Q4 2019	Q2 2020	Q2 2021
Actual/Forecast	9/1/2017	11/13/2017	5/10/2018	5/2/2019	Q4 2020	

SCOPE:	BUDGET:
Art Room Renovation and Equipment	\$65,000
Bldg Envelope Impr. (Roof, Window, Ext Wall, etc.)	\$1,114,000
Conversion of Existing Space to Music and/or Art Lab(s)	\$339,000
Fire Alarm	\$503,000
HVAC Improvements	\$157,000
Music Room Renovation	\$136,000

FLAG: S - Project Delayed

COMMENTS:

Funding Year 1 thru 3 projects are to take priority for advertisement of bid. The project is funded under Year 5 and will be advertised after the funding Year 1 thru 3 projects that are prepared for advertisement.

Park Trails Elementary School

SMART Facilities Update by Project Cont.

School Choice Enhancements*

 Phase: **10% Complete**

SCHEDULE:	PH:1 Planning/Design	PH:2 Implement	PH:3 Complete
Planned	Q4 2018	Q1 2020	TBD
Actual	11/2018	02/2020	TBD

SCOPE:	BUDGET:	FLAG:
School Choice Enhancement	\$100,000	COMMENTS:

Planned dates shown as TBD will be provided after all items have been ordered and funds allocated.

*SCEP projects follows a three-phase design process that begins with planning/design, followed by implementation and finally completion when all items have been delivered and installed.



Parkside Elementary School

10257 NW 29 STREET, CORAL SPRINGS 33065

Location Num	3631
Board District	4
Board Member	Lori Alhadeff
ADEFP Budget*	\$1,268,000
Total Facilities Budget	\$946,000

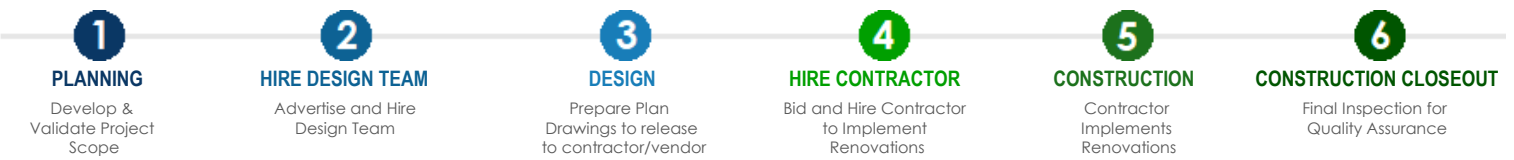
***NOTE** This quarter reflects the Adopted District Educational Facilities Plan total budget as approved by SBBC in September 2019. This budget includes Technology improvements and Musical Instruments Replacements which are not included in this section of the report.
 - All dates are based on calendar year. SMART funded projects are included. Only
 - Projects without expenditures to date may not show up in the "Financially Active Project Detail Schedule".

PRIMARY PROJECTS CURRENT STATUS: Hire Contractor

Primary Renovation: Contractor procurement in progress. Pending roofing reality check prior to request for proposals from CSMP contractors.

School Choice Enhancements: Ballot approved 02/2020. Voting authorized 02/2020. Voting results received 07/2020. Digital Marquee, Morning Show Equipment, Strike and Access Card Reader at the Single Point of Entry on order.

SMART Facilities Update By Project



Primary Renovation

Phase: **5% Complete**

SCHEDULE: (Calendar Year)	1: Planning	2: Hire A/E	3: Design	4: Hire Contractor	5: Construction	6: Closeout
Planned	Q1 2018	Q2 2018	Q4 2018	Q2 2019	Q4 2019	Q2 2020
New Planned	Q1 2018	Q2 2018	Q4 2018	Q4 2019	Q1 2020	Q1 2021
Actual/Forecast	8/1/2017	10/6/2017	3/26/2018	11/6/2019	Q3 2021	

SCOPE:

Bldg Envelope Impr. (Roof, Window, Ext Wall, etc.)
 HVAC Improvements

BUDGET:

\$686,000
 \$160,000

FLAG: S - Project Delayed

COMMENTS:

The project is currently pending a roofing reality check prior to progressing thru bid and award. Once the reality check is completed, requests for proposals will be made to CSMP contractors.

Parkside Elementary School

SMART Facilities Update by Project Cont.

School Choice Enhancements*

 Phase: **10% Complete**

SCHEDULE:	PH:1 Planning/Design	PH:2 Implement	PH:3 Complete
Planned	Q4 2018	Q2 2020	TBD
Actual	11/2018	06/2020	TBD

SCOPE:

School Choice Enhancement

BUDGET:

\$100,000

FLAG:
COMMENTS:

Planned date for Implementation phase shown as TBD will be provided after voting process has been completed by the school community.

*SCEP projects follows a three-phase design process that begins with planning/design, followed by implementation and finally completion when all items have been delivered and installed.



Parkway Middle School

3600 NW 5 COURT, LAUDERHILL 33311

Location Num	0701
Board District	5
Board Member	Dr. Rosalind Osgood
ADEFP Budget*	\$4,309,000
Total Facilities Budget	\$4,021,000

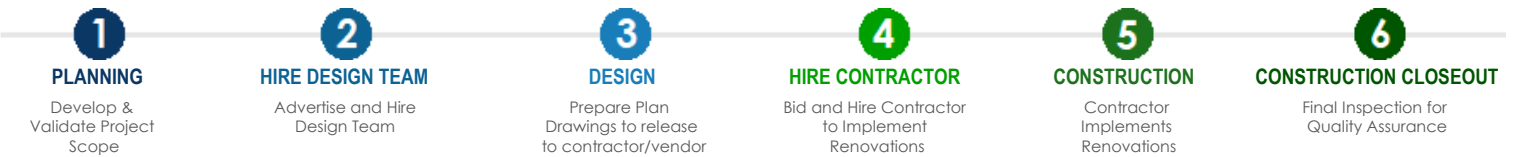
***NOTE** This quarter reflects the Adopted District Educational Facilities Plan total budget as approved by SBBC in September 2019. This budget includes Technology improvements and Musical Instruments Replacements which are not included in this section of the report.
 - All dates are based on calendar year. SMART funded projects are included. Only
 - Projects without expenditures to date may not show up in the "Financially Active Project Detail Schedule".

PRIMARY PROJECTS CURRENT STATUS: Design

Primary Renovation: 100% Construction Documents in progress.

School Choice Enhancements: Ballot received 11/15/2019; Voting results received 06/2020. (100) ThinkPad L13 i7, (104) ThinkPad 13-inch Laptop sleeves, (104) HDMI to VGA Adapter, (17) Lenovo 300e - 2nd Gen, Interior Paint and Beautification Murals throughout the School/Café on order.

SMART Facilities Update By Project



Primary Renovation

Phase: **86% Complete**

SCHEDULE: (Calendar Year)	1: Planning	2: Hire A/E	3: Design	4: Hire Contractor	5: Construction	6: Closeout
Planned	Q2 2016	Q3 2016	Q1 2017	Q4 2017	Q1 2018	Q1 2019
New Planned	Q2 2016	Q3 2016	Q1 2017	Q4 2019	Q2 2020	Q2 2021
Actual/Forecast	6/17/2016	8/16/2016	1/18/2017	Q1 2021		

SCOPE:	BUDGET:
Bldg Envelope Impr. (Roof, Window, Ext Wall, etc.)	\$1,748,640
Fire Sprinklers	\$45,000
HVAC Improvements	\$1,036,000
Media Center improvements	\$337,000

FLAG: S - Project Delayed

COMMENTS:

Reason: Delays have occurred during the design phase. The project is being reviewed to determine the possibility of merging two school campuses and changing use. The design firm is providing options for possible scope change. Remedy: Pending the District decision on usage and the future of the campus, the project will complete design and enter permit review.

Re-roofing Bldg 22 & 24

Phase: **100% Complete**

SCHEDULE: (Calendar Year)	1: Planning	2: Hire A/E	3: Design	4: Hire Contractor	5: Construction	6: Closeout
Planned	N/A	Q3 2014	Q4 2014	Q4 2014	Q1 2015	Q2 2015
Actual/Forecast	N/A	8/1/2014	10/1/2014	12/11/2014	2/9/2015	6/15/2015

SCOPE:	BUDGET:
Bldg Envelope Impr. (Re-roof Bldgs 22 and 24)	\$754,360

FLAG:

COMMENTS:

Parkway Middle School

SMART Facilities Update by Project Cont.

School Choice Enhancements*

 Phase: **10% Complete**

SCHEDULE:	PH:1 Planning/Design	PH:2 Implement	PH:3 Complete
Planned	Q1 2015	Q2 2020	TBD
Actual	11/2015	06/2020	TBD

SCOPE:	BUDGET:	FLAG:
School Choice Enhancement	\$100,000	COMMENTS:

Planned dates shown as TBD will be provided after all items have been ordered and funds allocated.

*SCEP projects follows a three-phase design process that begins with planning/design, followed by implementation and finally completion when all items have been delivered and installed.



Pasadena Lakes Elementary School

8801 PASADENA BOULEVARD, PEMBROKE PINES 33024

Location Num	2071
Board District	1
Board Member	Ann Murray
ADEFP Budget*	\$4,342,000
Total Facilities Budget	\$4,123,000

***NOTE** This quarter reflects the Adopted District Educational Facilities Plan total budget as approved by SBBC in September 2019. This budget includes Technology improvements and Musical Instruments Replacements which are not included in this section of the report.

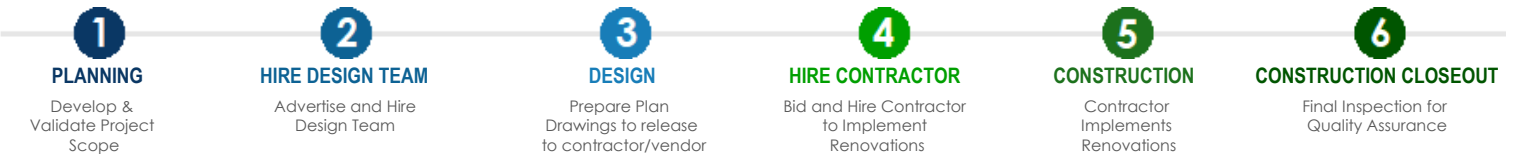
- All dates are based on calendar year. SMART funded projects are included. Only
- Projects without expenditures to date may not show up in the "Financially Active Project Detail Schedule".

PRIMARY PROJECTS CURRENT STATUS: Hire Contractor

Primary Renovation: Contractor procurement in progress. Pending bid advertisement.

School Choice Enhancements: COMPLETED 09/2018 - Voting completed 10/11/16. Laptops delivered 01/2017; furniture delivered 02/2017, and a cafeteria sound system delivered and installed 04/2017. Marquee installed and operational 09/2018.

SMART Facilities Update By Project



Primary Renovation

Phase: **5% Complete**

SCHEDULE: (Calendar Year)	1: Planning	2: Hire A/E	3: Design	4: Hire Contractor	5: Construction	6: Closeout
Planned	Q1 2015	Q3 2016	Q1 2017	Q4 2017	Q1 2018	Q1 2019
New Planned	Q1 2015	Q3 2016	Q1 2017	Q2 2019	Q1 2020	Q1 2021
Actual/Forecast	2/1/2015	7/26/2016	1/30/2017	8/6/2020	Q1 2021	

SCOPE:	BUDGET:
Bldg Envelope Impr. (Roof, Window, Ext Wall, etc.)	\$676,630
Fire Sprinklers	\$742,000
HVAC Improvements	\$1,638,000
Media Center improvements	\$323,000

FLAG: S - Project Delayed

COMMENTS:

Reason: Delays have occurred in the permitting process in the design phase. The design firm has taken over five months to revise and resubmit the construction documents for the third submission. Remedy: The owner will be enforcing terms of the contract for delays and multiple resubmissions. Update: Letter of Recommendation for Permit has been issued. Pending bid advertisement.

Pasadena Lakes Elementary School

SMART Facilities Update by Project Cont.

Roofing Renovation

 Phase: **2% Complete**

SCHEDULE: (Calendar Year)	1: Planning	2: Hire A/E	3: Design	4: Hire Contractor	5: Construction	6: Closeout
Planned	N/A	N/A	N/A	N/A	N/A	N/A
New Planned	N/A	N/A	N/A	N/A	Q1 2020	Q1 2021
Actual/Forecast	N/A	N/A	N/A	N/A	3/11/2020	2/15/2021

SCOPE:
Bldg Envelope Impr. (Roof, Window, Ext Wall, etc.)

BUDGET:
\$643,370

FLAG: S - Delay Possible

COMMENTS:

Original contractual date of substantial completion is 9/1/2020. Project is currently delayed due to multiple revisions required to receive roofing sub-permit. Delays will continue until the roofing submittal is correct.

School Choice Enhancements*

 Phase: **100% Complete**

SCHEDULE:	PH:1 Planning/Design	PH:2 Implement	PH:3 Complete
Planned	Q1 2015	Q4 2016	Q1 2018
Actual	11/2015	10/2016	09/2018

SCOPE:
School Choice Enhancement

BUDGET:
\$100,000

FLAG:

COMMENTS:

*SCEP projects follows a three-phase design process that begins with planning/design, followed by implementation and finally completion when all items have been delivered and installed.



Pembroke Lakes Elementary School

11251 TAFT STREET, PEMBROKE PINES 33026

Location Num	2661
Board District	2
Board Member	Patricia Good
ADEFP Budget*	\$2,929,000
Total Facilities Budget	\$2,654,000

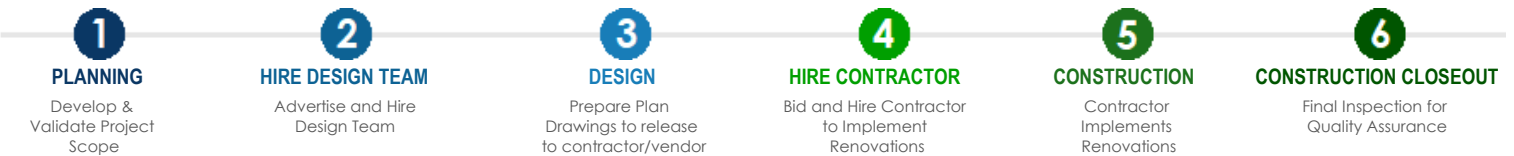
***NOTE** This quarter reflects the Adopted District Educational Facilities Plan total budget as approved by SBBC in September 2019. This budget includes Technology improvements and Musical Instruments Replacements which are not included in this section of the report.
 - All dates are based on calendar year. SMART funded projects are included. Only
 - Projects without expenditures to date may not show up in the "Financially Active Project Detail Schedule".

PRIMARY PROJECTS CURRENT STATUS: Hire Contractor

Primary Renovation: Contractor procurement in progress. Bid advertisement is pending revisions to the roofing design due to findings during the roofing reality check. Revisions of design are in review.

School Choice Enhancements: COMPLETED 05/2020 - Voting authorized 1/28/18. Voting completed 2/16/18. Classroom furniture delivered 09/2018. Cafeteria sound system installed 12/2018. Replaced keys (6) cylinder to teacher entrance key completed 05/2019. Marquee permit issued 5/10/2019; construction completed 05/2020.

SMART Facilities Update By Project



Primary Renovation

Phase: **15% Complete**

SCHEDULE: (Calendar Year)	1: Planning	2: Hire A/E	3: Design	4: Hire Contractor	5: Construction	6: Closeout
Planned	Q3 2016	Q4 2016	Q2 2017	Q1 2018	Q3 2018	Q3 2019
New Planned	Q3 2016	Q4 2016	Q2 2017	Q3 2019	Q1 2020	Q2 2021
Actual/Forecast	9/2/2016	10/18/2016	4/25/2017	6/19/2019	Q1 2021	

SCOPE:	BUDGET:
Bldg Envelope Impr. (Roof, Window, Ext Wall, etc.)	\$1,020,000
Fire Alarm	\$294,000
HVAC Improvements	\$963,000
Media Center improvements	\$277,000

FLAG: S - Project Delayed

COMMENTS:

Reason: Funding Year 1 thru 3 projects are to take priority for advertisement of bid. The project is funded under Year 3 and will be advertised after the funding Year 1 and 2 projects that are prepared for advertisement. Remedy: A roofing reality check has been completed and bid advertisement is pending review of the revisions for design.

Pembroke Lakes Elementary School

SMART Facilities Update by Project Cont.

School Choice Enhancements*

 Phase: **95% Complete**

SCHEDULE:	PH:1 Planning/Design	PH:2 Implement	PH:3 Complete
Planned	Q4 2016	Q1 2018	Q4 2018
Actual	12/2016	02/2018	05/2020

SCOPE:

School Choice Enhancement

BUDGET:

\$100,000

FLAG:
COMMENTS:

All items approved by voting process have been delivered and installed. School is determining how to spend the remaining funding from the contingency portion of the SCEP funding.

*SCEP projects follows a three-phase design process that begins with planning/design, followed by implementation and finally completion when all items have been delivered and installed.



Pembroke Pines Elementary School

6700 SW 9 STREET, PEMBROKE PINES 33023

Location Num	1221
Board District	1
Board Member	Ann Murray
ADEFP Budget*	\$5,418,000
Total Facilities Budget	\$5,184,000

***NOTE** This quarter reflects the Adopted District Educational Facilities Plan total budget as approved by SBBC in September 2019. This budget includes Technology improvements and Musical Instruments Replacements which are not included in this section of the report.
 - All dates are based on calendar year. SMART funded projects are included. Only
 - Projects without expenditures to date may not show up in the "Financially Active Project Detail Schedule".

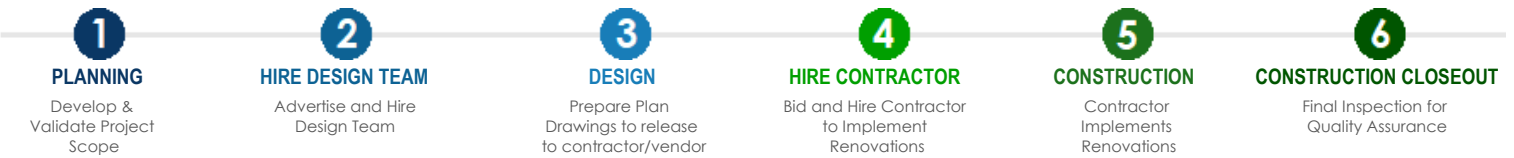
PRIMARY PROJECTS CURRENT STATUS: **Construction**

Primary Renovation: Construction is in progress. Submittals are being revised and resubmitted. HVAC scope of work is being revised to include new AHU's and remove two RTU's from the design.

School Choice Enhancements: COMPLETED 03/2020 - Voting completed 3/22/18 -Water fountains installed and completed 07/2018 .

Primary Playground equipment permitted 08/2019; pre-construction meeting scheduled held /2019; construction began 12/2019. Construction completed 02/2020.

SMART Facilities Update By Project



Primary Renovation

Phase: **12% Complete**

SCHEDULE: (Calendar Year)	1: Planning	2: Hire A/E	3: Design	4: Hire Contractor	5: Construction	6: Closeout
Planned	Q4 2016	Q4 2016	Q2 2017	Q2 2018	Q3 2018	Q3 2019
New Planned	Q4 2016	Q4 2016	Q2 2017	Q3 2019	Q1 2020	Q2 2021
Actual/Forecast	10/21/2016	12/6/2016	6/13/2017	3/14/2019	10/18/2019	6/1/2021

SCOPE:	BUDGET:
Additional Funding - Board Approved 08/20/19 (JJ-1)	\$1,175,000
Bldg Envelope Impr. (Roof, Window, Ext Wall, etc.)	\$1,062,000
Electrical Improvements	\$237,000
HVAC Improvements	\$2,036,892
Media Center improvements	\$281,000
Safety / Security Upgrade	\$134,000

FLAG:

COMMENTS:

Original contractual date of substantial completion is 1/3/2021. Project is currently delayed by 5 months due to the pace of work during the health crisis.

Pembroke Pines Elementary School

SMART Facilities Update by Project Cont.

Chiller Replacement

 Phase: **100%** Complete

SCHEDULE: (Calendar Year)	1: Planning	2: Hire A/E	3: Design	4: Hire Contractor	5: Construction	6: Closeout
Planned	N/A	N/A	N/A	N/A	N/A	N/A
Actual/Forecast	N/A	N/A	N/A	N/A	N/A	N/A

SCOPE:

HVAC Improvements - Chiller Replacement

BUDGET:

\$158,108

FLAG:
COMMENTS:

School Choice Enhancements*

 Phase: **95%** Complete

SCHEDULE:	PH:1 Planning/Design	PH:2 Implement	PH:3 Complete
Planned	Q4 2016	Q1 2018	Q4 2018
Actual	12/2016	03/2018	03/2020

SCOPE:

School Choice Enhancement

BUDGET:

\$100,000

FLAG:
COMMENTS:

All items approved by voting process have been delivered and installed. School is determining how to spend the remaining funding from the contingency portion of the SCEP funding.

*SCEP projects follows a three-phase design process that begins with planning/design, followed by implementation and finally completion when all items have been delivered and installed.



Peters Elementary School

851 NW 68 AVENUE, PLANTATION 33317

Location Num	0931
Board District	5
Board Member	Dr. Rosalind Osgood
ADEFP Budget*	\$3,444,000
Total Facilities Budget	\$3,138,000

***NOTE** This quarter reflects the Adopted District Educational Facilities Plan total budget as approved by SBBC in September 2019. This budget includes Technology improvements and Musical Instruments Replacements which are not included in this section of the report.

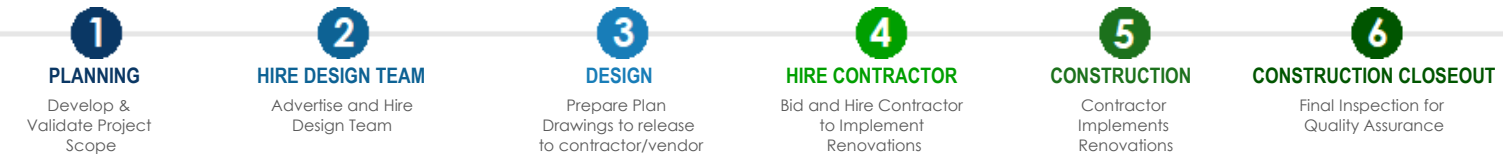
- All dates are based on calendar year. SMART funded projects are included. Only
- Projects without expenditures to date may not show up in the "Financially Active Project Detail Schedule".

PRIMARY PROJECTS CURRENT STATUS: Design

Primary Renovation: 100% Construction Documents in review. Additional submissions have been required to address open comments.

School Choice Enhancements: COMPLETED 03/2020 - Voting completed 3/8/2019 - (3) Elmo Document Cameras, Facilities Equipment, and classroom rugs delivered 05/2019. (4) Projectors, (2) ActivPanels, (1) Air mover, (2) Janitorial Carts, (3) 5-Tool Kit, (1) Pressure Washer, (1) Vacuum machine delivered 06/2019. Outdoor benches, (9) 6-Station Listening Centers, (2) Headphones, (8) Teacher Chairs, (32) Student Chairs delivered 07/2019. Additional outdoor benches delivered 11/2019. (1) Lenovo M720S Staff Desktop, (2) ThinkPad L480 Staff Touch Laptop, (214) Lenovo 300E Student Laptop, (9) Earthwalk Carts and wiring delivered 01/2020. (3) Epson Projectors, Lenovo Desktop, (4) Lenovo Internal 8 - Cell Battery for Yoga 12 delivered 08/2020.

SMART Facilities Update By Project



Primary Renovation

Phase: **94% Complete**

SCHEDULE: (Calendar Year)	1: Planning	2: Hire A/E	3: Design	4: Hire Contractor	5: Construction	6: Closeout
Planned	Q3 2017	Q4 2017	Q3 2018	Q1 2019	Q3 2019	Q2 2020
New Planned	Q3 2017	Q4 2017	Q3 2018	Q4 2019	Q3 2020	Q3 2021
Actual/Forecast	5/1/2017	7/20/2017	4/25/2018	Q4 2020		

SCOPE:	BUDGET:
Bldg Envelope Impr. (Roof, Window, Ext Wall, etc.)	\$1,870,000
Fire Alarm	\$252,000
Fire Sprinklers	\$455,000
HVAC Improvements	\$219,000
Media Center improvements	\$242,000

FLAG: S - Project Delayed

COMMENTS:

Reason: Delays have occurred during the design phase related to the completion of the 100% Construction Documents. The design firm has required multiple submissions to close out final comments prior to submitting for permit review. Remedy: All comments are closed and the project will be submitted for permit review. The owner will be enforcing the terms of the contract for delays.

Peters Elementary School

SMART Facilities Update by Project Cont.

School Choice Enhancements*

 Phase: **99%** Complete

SCHEDULE:	PH:1 Planning/Design	PH:2 Implement	PH:3 Complete
Planned	Q4 2017	Q1 2019	Q1 2020
Actual	11/2017	03/2019	03/2020

SCOPE:

School Choice Enhancement

BUDGET:

\$100,000

FLAG:
COMMENTS:

All items approved by voting process have been delivered and installed. Additional items are on order with remaining contingency portion of the SCEP funding.

*SCEP projects follows a three-phase design process that begins with planning/design, followed by implementation and finally completion when all items have been delivered and installed.



Pine Ridge Education Center

1251 SW 42ND AVENUE, FORT LAUDERDALE 33317

Location Num	0653
Board District	3
Board Member	Heather P. Brinkworth
ADEFP Budget*	\$243,000
Total Facilities Budget	\$174,000

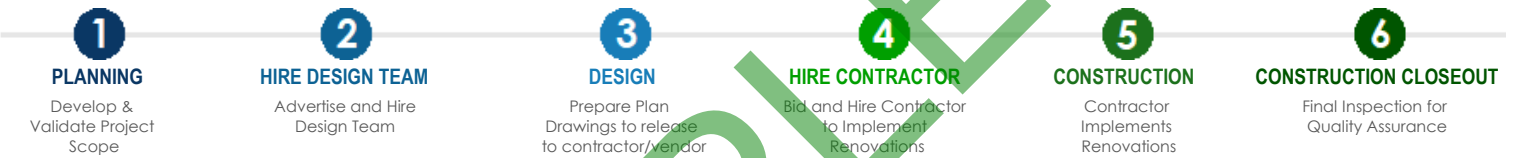
***NOTE** This quarter reflects the Adopted District Educational Facilities Plan total budget as approved by SBBC in September 2019. This budget includes Technology improvements and Musical Instruments Replacements which are not included in this section of the report.
 - All dates are based on calendar year. SMART funded projects are included. Only
 - Projects without expenditures to date may not show up in the "Financially Active Project Detail Schedule".

PRIMARY PROJECTS CURRENT STATUS: Complete

Primary Renovation: Test and Balance services is completed by a licensed contractor without standard design services. Test and Balance report submitted. Final repairs are pending prior to completion of the project.

School Choice Enhancements: COMPLETED 08/2017: Voting completed on 11/4/16. (22) Projectors delivered and installed 01/2017. Two-way radios, student desks, teacher planning room upgrade, laptops for the computer lab refresh delivered 02/2017. TV Studio equipment delivered 08/2017.

SMART Facilities Update By Project



Primary Renovation

Phase: 10% Complete

SCHEDULE: (Calendar Year)	1: Planning	2: Hire A/E	3: Design	4: Hire Contractor	5: Construction	6: Closeout
Planned	Q2 2017	N/A	N/A	Q3 2018	Q1 2019	Q2 2019
New Planned	Q2 2017	N/A	N/A	Q3 2018	Q1 2019	Q2 2019
Actual/Forecast	5/1/2017	N/A	N/A	1/10/2018	4/18/2018	7/1/2019

SCOPE: HVAC Improvements
BUDGET: \$74,000

FLAG:
COMMENTS:
 Substantial completion percentage was reduced to 10% from 90%. Additional repairs are required that will delay the completion of the project.

School Choice Enhancements*

Phase: 100% Complete

SCHEDULE:	PH:1 Planning/Design	PH:2 Implement	PH:3 Complete
Planned	Q1 2015	Q4 2016	Q4 2017
Actual	11/2015	11/2016	08/2017

SCOPE: School Choice Enhancement
BUDGET: \$100,000

FLAG:
COMMENTS:

*SCEP projects follows a three-phase design process that begins with planning/design, followed by implementation and finally completion when all items have been delivered and installed.



Pines Lakes Elementary School

10300 JOHNSON STREET, PEMBROKE PINES 33026

Location Num	2861
Board District	2
Board Member	Patricia Good
ADEFP Budget*	\$2,116,000
Total Facilities Budget	\$1,825,000

***NOTE** This quarter reflects the Adopted District Educational Facilities Plan total budget as approved by SBBC in September 2019. This budget includes Technology improvements and Musical Instruments Replacements which are not included in this section of the report.

- All dates are based on calendar year. SMART funded projects are included. Only

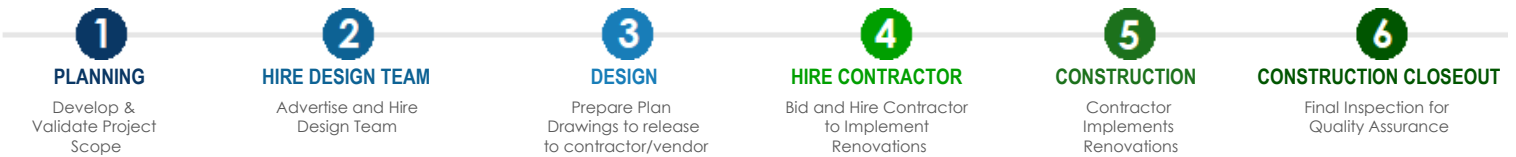
- Projects without expenditures to date may not show up in the "Financially Active Project Detail Schedule".

PRIMARY PROJECTS CURRENT STATUS: Hire Contractor

Primary Renovation: Contractor procurement in progress. Pending execution of the Notice to Proceed with construction.

School Choice Enhancements: Meeting held with SAC on 5/18/18 - Voting completed 6/25/18. Office Furniture delivered 11/2018. Accordion Wall FISH 115 and murals completed 02/2019. Monument marquee pre-construction meeting held 6/20/2019; installation completed 08/2019. Single Point of Entry Enhancements (Fencing and Gate) completed 09/2019.

SMART Facilities Update By Project



Primary Renovation

Phase: **50% Complete**

SCHEDULE: (Calendar Year)	1: Planning	2: Hire A/E	3: Design	4: Hire Contractor	5: Construction	6: Closeout
Planned	Q2 2017	Q2 2017	Q1 2018	Q3 2018	Q1 2019	Q1 2020
New Planned	Q2 2017	Q2 2017	Q1 2018	Q3 2019	Q1 2020	Q1 2021
Actual/Forecast	4/14/2017	5/19/2017	12/7/2017	4/18/2019	Q4 2020	

SCOPE:	BUDGET:
Additional Funding - Board Approved 9/15/20 (JJ-5)	\$242,000
Bldg Envelope Impr. (Roof, Window, Ext Wall, etc.)	\$270,000
Fire Sprinklers	\$662,000
HVAC Improvements	\$395,000
Media Center improvements	\$156,000

FLAG: SB - Project Delayed

COMMENTS:

Delays have occurred during the bid and award phase due to negotiations with the CSMP firms. The proposal from the first CSMP firm has been rejected. The new CSMP contracts are to be used in emergency situations only. Budget: Additional funding of \$245,000 was approved by the Board on 9/15/2020 in conjunction with the approval to award the construction agreement for the project.

Pines Lakes Elementary School

SMART Facilities Update by Project Cont.

School Choice Enhancements*

 Phase: **43% Complete**

SCHEDULE:	PH:1 Planning/Design	PH:2 Implement	PH:3 Complete
Planned	Q4 2017	Q2 2018	TBD
Actual	11/2017	06/2018	TBD

SCOPE:	BUDGET:	FLAG:
School Choice Enhancement	\$100,000	COMMENTS: Planned dates shown as TBD will be provided after all items have been ordered and funds allocated.

*SCEP projects follows a three-phase design process that begins with planning/design, followed by implementation and finally completion when all items have been delivered and installed.



Pines Middle School

200 NW DOUGLAS ROAD, PEMBROKE PINES 33024

Location Num	1881
Board District	2
Board Member	Patricia Good
ADEFP Budget*	\$1,163,730
Total Facilities Budget	\$801,730

***NOTE** This quarter reflects the Adopted District Educational Facilities Plan total budget as approved by SBBC in September 2019. This budget includes Technology improvements and Musical Instruments Replacements which are not included in this section of the report.

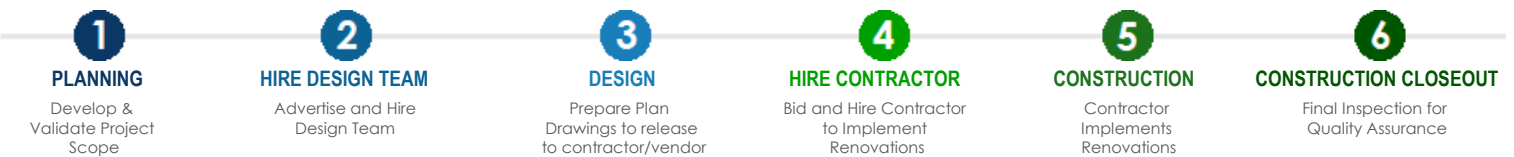
- All dates are based on calendar year. SMART funded projects are included. Only
- Projects without expenditures to date may not show up in the "Financially Active Project Detail Schedule".

PRIMARY PROJECTS CURRENT STATUS: Hire Contractor

Primary Renovation: Contractor procurement in progress. The GMP amendment has been approved. Notice to Proceed is being executed.

School Choice Enhancements: Principal's letter initiated 11/30/2018 for Year 5 group. Kick-off meeting held 2/13/2019. Ballot approved for voting 11/8/2019. Results came in too low in 02/2020; re-voting in progress.

SMART Facilities Update By Project



Primary Renovation

Phase: **90% Complete**

SCHEDULE: (Calendar Year)	1: Planning	2: Hire A/E	3: Design	4: Hire Contractor	5: Construction	6: Closeout
Planned	Q1 2018	Q2 2018	Q1 2019	Q3 2019	Q1 2020	Q2 2020
New Planned	Q1 2018	Q2 2018	Q1 2019	Q4 2019	Q1 2020	Q1 2021
Actual/Forecast	11/13/2017	12/19/2017	8/20/2018	5/9/2019	Q4 2020	

SCOPE:

Additional Funding - Board Approved 7/21/20 (JJ-11)
Bldg Envelope Impr. (Roof, Window, Ext Wall, etc.)
HVAC Improvements

BUDGET:

\$306,730
\$105,000
\$290,000

FLAG: SB - Project Delayed

COMMENTS:

Delays have occurred during the bid and award phase due to bidding from the sub-contractors. The Contractor has deemed the bids not acceptable. Rebidding was required and has taken place. The GMP amendment has been approved and the project is pending Notice to Proceed execution. Budget: Additional funding of \$306,730 was approved by the Board on 7/21/2020 in conjunction with the approval of the CM Firm proposal.

Pines Middle School

SMART Facilities Update by Project Cont.

School Choice Enhancements*

 Phase: **75% Complete**

SCHEDULE:	PH:1 Planning/Design	PH:2 Implement	PH:3 Complete
Planned	Q4 2018	TBD	TBD
Actual	11/2018		

SCOPE:	BUDGET:	FLAG:
School Choice Enhancement	\$100,000	COMMENTS: Planned date for Implementation phase shown as TBD will be provided after voting process has been completed by the school community.

*SCEP projects follows a three-phase design process that begins with planning/design, followed by implementation and finally completion when all items have been delivered and installed.



Pinewood Elementary School

1600 SW 83 AVENUE, NORTH LAUDERDALE 33068

Location Num	2811
Board District	4
Board Member	Lori Alhadeff
ADEFP Budget*	\$4,656,000
Total Facilities Budget	\$4,406,000

***NOTE** This quarter reflects the Adopted District Educational Facilities Plan total budget as approved by SBBC in September 2019. This budget includes Technology improvements and Musical Instruments Replacements which are not included in this section of the report.

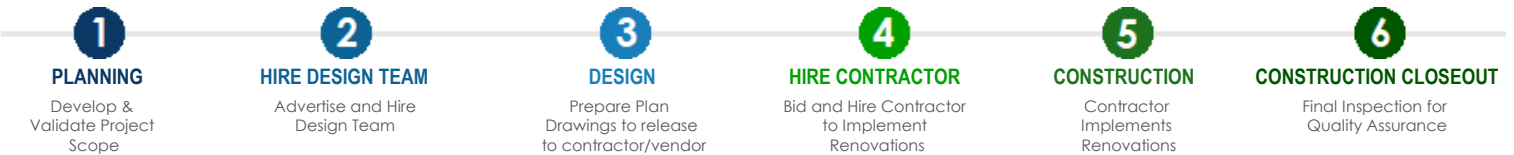
- All dates are based on calendar year. SMART funded projects are included. Only
- Projects without expenditures to date may not show up in the "Financially Active Project Detail Schedule".

PRIMARY PROJECTS CURRENT STATUS: **Construction**

Primary Renovation: Construction in progress. HVAC Test and Balance and Reroofing of Buildings 1, 3, and 4 is in progress. Pending supplementary services for Architect for Media Center change order. Pending contractor change order for the Media Center flooring.

School Choice Enhancements: COMPLETED 03/2020 - Voting completed 9/20/16. Laptops, laptop carts, and two-way radios delivered 12/2016. Portable sound system delivered 06/2017. Electric Strike completed 09/2018. Marquee installed and functional 10/2018. (6) Two way radios delivered 10/2018. Laptops and Desktops delivered 09/2019. Verifying the final costs of the FM work order to determine that all funds have been expended.

SMART Facilities Update By Project



Primary Renovation

Phase: **95% Complete**

SCHEDULE: (Calendar Year)	1: Planning	2: Hire A/E	3: Design	4: Hire Contractor	5: Construction	6: Closeout
Planned	Q4 2016	Q4 2016	Q2 2017	Q4 2017	Q2 2018	Q2 2019
New Planned	Q4 2016	Q4 2016	Q2 2017	Q1 2019	Q2 2019	Q2 2020
Actual/Forecast	10/20/2016	10/20/2016	4/20/2017	1/17/2019	7/29/2019	11/30/2020

SCOPE:	BUDGET:
Additional Funding - Board Approved 06/11/19 (JJ-1)	\$2,398,000
Bldg Envelope Impr. (Roof, Window, Ext Wall, etc.)	\$862,000
Fire Sprinklers	\$732,000
HVAC Improvements	\$122,000
Media Center improvements	\$192,000

FLAG: S - Project Delayed

COMMENTS:
 The milestone schedule for construction was found to be unrealistic. The duration of construction has been extended during the bid and award phase. The original contractual date of substantial completion is 10/2/2020. Project is currently delayed by one month due to pace during the health crisis.

Pinewood Elementary School

SMART Facilities Update by Project Cont.

School Choice Enhancements*

 Phase: **99%** Complete

SCHEDULE:	PH:1 Planning/Design	PH:2 Implement	PH:3 Complete
Planned	Q1 2015	Q3 2016	Q1 2020
Actual	11/2015	09/2016	03/2020

SCOPE:

School Choice Enhancement

BUDGET:

\$100,000

FLAG:
COMMENTS:

All items approved by voting process have been purchased, delivered and installed. Budget reconciliation is in progress.

*SCEP projects follows a three-phase design process that begins with planning/design, followed by implementation and finally completion when all items have been delivered and installed.



Pioneer Middle School

5350 SW 90 AVENUE, COOPER CITY 33328

Location Num	2571
Board District	6
Board Member	Laurie Rich Levinson
ADEFP Budget*	\$12,592,193
Total Facilities Budget	\$11,935,193

***NOTE** This quarter reflects the Adopted District Educational Facilities Plan total budget as approved by SBBC in September 2019. This budget includes Technology improvements and Musical Instruments Replacements which are not included in this section of the report.

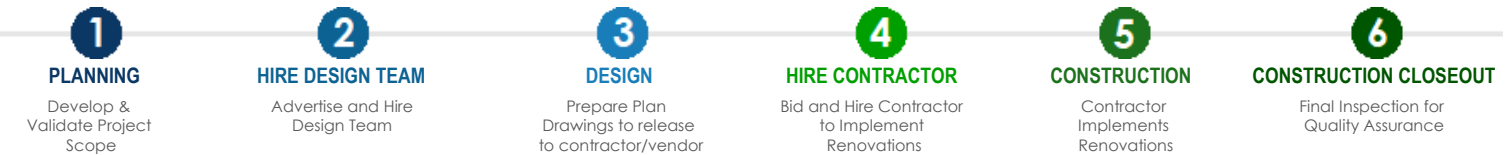
- All dates are based on calendar year. SMART funded projects are included. Only
- Projects without expenditures to date may not show up in the "Financially Active Project Detail Schedule".

PRIMARY PROJECTS CURRENT STATUS: **Construction**

Primary Renovation: Construction is in progress. Fire Protection, electrical and re-roofing work is complete. Media Center improvements are complete. Restroom renovations are in progress.

School Choice Enhancements: COMPLETED 10/2019 - Voting completed 5/19/17. Office chairs, stage lectern, podium, instrument storage, conference room and planning updates delivered 07/2017. Office furniture delivered 08/2017. Front Office, Dean's Office, conference room and planning room additional furniture delivered 01/2018. Marquee installed and completed 08/2018. Teachers desk and armless chairs delivered 04/2019.

SMART Facilities Update By Project



Primary Renovation

Phase: **88% Complete**

SCHEDULE: (Calendar Year)	1: Planning	2: Hire A/E	3: Design	4: Hire Contractor	5: Construction	6: Closeout
Planned	Q2 2016	Q3 2016	Q1 2017	Q4 2017	Q2 2018	Q3 2019
New Planned	Q2 2016	Q3 2016	Q1 2017	Q2 2019	Q3 2019	Q2 2021
Actual/Forecast	6/17/2016	8/16/2016	2/14/2017	3/7/2019	9/6/2019	1/5/2021

SCOPE:	BUDGET:
Additional Funding - Board Approved 07/23/19 (JJ-2)	\$3,467,193
Bldg Envelope Impr. (Roof, Window, Ext Wall, etc.)	\$2,018,000
Fire Sprinkler Protection. Upgrade lighting to T8 and Emergency Lighting	\$1,550,000
HVAC Improvements	\$4,011,000
Media Center improvements	\$633,000
Safety / Security Upgrade	\$86,000

FLAG:

COMMENTS:

Original contractual date of substantial completion is 12/5/2020. Project is currently delayed by one month due to pace of construction during the health crisis.

Pioneer Middle School

SMART Facilities Update by Project Cont.

Track

 Phase: **100%** Complete

SCHEDULE: (Calendar Year)	1: Planning	2: Hire A/E	3: Design	4: Hire Contractor	5: Construction	6: Closeout
Planned	N/A	N/A	N/A	N/A	N/A	N/A
Actual/Forecast	N/A	N/A	N/A	N/A	4/9/2016	5/9/2016

SCOPE: Track Resurfacing	BUDGET: \$70,000	FLAG: COMMENTS:
------------------------------------	----------------------------	----------------------------------

School Choice Enhancements*

 Phase: **100%** Complete

SCHEDULE:	PH:1 Planning/Design	PH:2 Implement	PH:3 Complete
Planned	Q4 2016	Q2 2017	Q4 2018
Actual	12/2016	05/2017	10/2019

SCOPE: School Choice Enhancement	BUDGET: \$100,000	FLAG: COMMENTS:
--	-----------------------------	----------------------------------

*SCEP projects follows a three-phase design process that begins with planning/design, followed by implementation and finally completion when all items have been delivered and installed.



Piper High School

8000 NW 44 STREET, SUNRISE 33351

Location Num	1901
Board District	5
Board Member	Dr. Rosalind Osgood
ADEFP Budget*	\$21,555,400
Total Facilities Budget	\$20,172,400

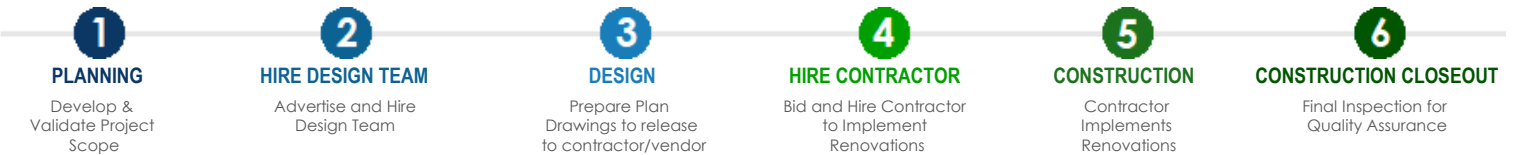
***NOTE** This quarter reflects the Adopted District Educational Facilities Plan total budget as approved by SBBC in September 2019. This budget includes Technology improvements and Musical Instruments Replacements which are not included in this section of the report.
 - All dates are based on calendar year. SMART funded projects are included. Only
 - Projects without expenditures to date may not show up in the "Financially Active Project Detail Schedule".

PRIMARY PROJECTS CURRENT STATUS: **Construction**

Primary Renovation: Construction in progress. Submittals and shop drawings are being prepared. Science lab improvements are in progress.

School Choice Enhancements: COMPLETED 6/12/2018 - Voting completed 5/5/16. Picnic tables delivered 12/2016. Equipment for the main auditorium sound system, the mini auditorium and the gym sound systems delivered 08/2017. Main Auditorium sound system installed 12/2017. Installation for Mini Auditorium sound system and Gym sound system delivered 01/2018. Microphones delivered 03/2018. Desktops delivered 06/2018.

SMART Facilities Update By Project



Primary Renovation

Phase: **10% Complete**

SCHEDULE: (Calendar Year)	1: Planning	2: Hire A/E	3: Design	4: Hire Contractor	5: Construction	6: Closeout
Planned	Q1 2016	Q1 2016	Q3 2016	Q4 2017	Q1 2018	Q3 2019
New Planned	Q1 2016	Q1 2016	Q3 2016	Q3 2019	Q1 2020	Q2 2022
Actual/Forecast	1/6/2016	3/15/2016	8/29/2016	11/8/2019	5/4/2020	5/29/2022

SCOPE:	BUDGET:
Additional Funding - Board Approved 2/4/20 (JJ-2)	\$5,570,400
Bldg Envelope Impr. (Roof, Window, Ext Wall, etc.)	\$4,236,000
Electrical Improvements	\$266,000
Fire Sprinklers	\$494,000
HVAC Improvements	\$6,161,000
Media Center improvements	\$693,000
Safety / Security Upgrade	\$212,000
STEM Lab improvements	\$2,319,000

FLAG:

COMMENTS:

Original contractual date of substantial completion is 4/6/2022. Project is currently forecasted to be delayed by one month. Contractor has a possibility to recover the time. Correction: Substantial completion date was noted as 8/31/2021 incorrectly. This has been updated.

Piper High School

SMART Facilities Update by Project Cont.

Weight Room

 Phase: **100%** Complete

SCHEDULE: (Calendar Year)	1: Planning	2: Hire A/E	3: Design	4: Hire Contractor	5: Construction	6: Closeout
Planned	Q1 2017	Q1 2017	Q2 2017	Q2 2017	Q3 2017	Q3 2017
Actual/Forecast	3/8/2017	3/15/2017	6/8/2017	6/23/2017	7/20/2017	11/22/2017

SCOPE: Weight Room Renovation	BUDGET: \$121,000	FLAG: COMMENTS:
---	-----------------------------	----------------------------------

School Choice Enhancements*

 Phase: **100%** Complete

SCHEDULE:	PH:1 Planning/Design	PH:2 Implement	PH:3 Complete
Planned	Q1 2015	Q2 2017	Q2 2018
Actual	11/2015	05/2017	06/2018

SCOPE: School Choice Enhancement	BUDGET: \$100,000	FLAG: COMMENTS:
--	-----------------------------	----------------------------------

*SCEP projects follows a three-phase design process that begins with planning/design, followed by implementation and finally completion when all items have been delivered and installed.



Plantation Elementary School

651 NW 42 AVENUE, PLANTATION 33317

Location Num	0941
Board District	5
Board Member	Dr. Rosalind Osgood
ADEFP Budget*	\$483,000
Total Facilities Budget	\$245,000

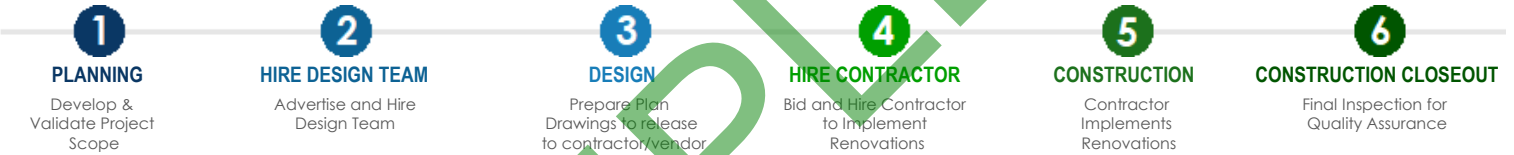
***NOTE** This quarter reflects the Adopted District Educational Facilities Plan total budget as approved by SBBC in September 2019. This budget includes Technology improvements and Musical Instruments Replacements which are not included in this section of the report.
 - All dates are based on calendar year. SMART funded projects are included. Only
 - Projects without expenditures to date may not show up in the "Financially Active Project Detail Schedule".

PRIMARY PROJECTS CURRENT STATUS: Complete

Primary Renovation: Test and Balance services is completed by a licensed contractor without standard design services. Test and Balance report submitted. Final repairs are pending prior to completion of the project.

School Choice Enhancements: COMPLETED 03/2020 - Voting completed prior to Facilities approval. Meeting held with school staff on 1/30/17 to review and coordinate scope and budget. Revoting completed 5/3/2018. Two(2) electric strikes, Golf Cart delivered 9/2018. Cafeteria sound system delivered 10/2018. (10) Student Benches in Car Rider Area delivered 10/2018. Cafeteria Stage Curtains delivered and installed 12/2018. Welcome center, front office furniture and stackable chairs delivered 04/2019. Digital marquee permit issued 03/2019; pre-construction meeting held 5/7/2019. Marquee installed and functional 06/2019.

SMART Facilities Update By Project



Primary Renovation

Phase: 10% Complete

SCHEDULE: (Calendar Year)	1: Planning	2: Hire A/E	3: Design	4: Hire Contractor	5: Construction	6: Closeout
Planned	Q4 2017	N/A	N/A	Q2 2019	Q1 2020	Q2 2020
New Planned	Q4 2017	N/A	N/A	Q2 2019	Q1 2020	Q2 2020
Actual/Forecast	5/1/2017	N/A	N/A	5/29/2018	10/2/2018	5/1/2020

SCOPE: HVAC Improvements	BUDGET: \$145,000	FLAG: COMMENTS:
------------------------------------	-----------------------------	---------------------------

Plantation Elementary School

SMART Facilities Update by Project Cont.

School Choice Enhancements*

 Phase: **99% Complete**

SCHEDULE:	PH:1 Planning/Design	PH:2 Implement	PH:3 Complete
Planned	Q1 2015	Q2 2018	Q1 2020
Actual	11/2015	05/2018	03/2020

SCOPE:

School Choice Enhancement

BUDGET:

\$100,000

FLAG:
COMMENTS:

All items approved by voting process have been delivered and installed. School is determining how to spend the remaining funding from the contingency portion of the SCEP funding.

*SCEP projects follows a three-phase design process that begins with planning/design, followed by implementation and finally completion when all items have been delivered and installed.



Plantation High School

6901 NW 16 STREET, PLANTATION 33313

Location Num	1451
Board District	5
Board Member	Dr. Rosalind Osgood
ADEFP Budget*	\$16,883,993
Total Facilities Budget	\$15,470,000

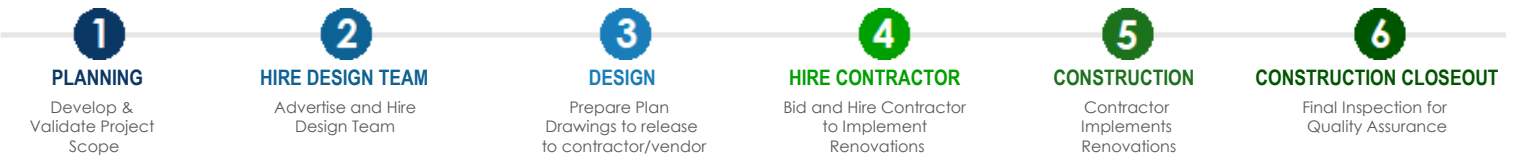
***NOTE** This quarter reflects the Adopted District Educational Facilities Plan total budget as approved by SBBC in September 2019. This budget includes Technology improvements and Musical Instruments Replacements which are not included in this section of the report.
 - All dates are based on calendar year. SMART funded projects are included. Only
 - Projects without expenditures to date may not show up in the "Financially Active Project Detail Schedule".

PRIMARY PROJECTS CURRENT STATUS: Design

Primary Renovation: 100% design is in the permitting process. Building Department currently reviewing the first submission.

School Choice Enhancements: COMPLETED 03/2020 - Voting authorized 5/31/18 - Voting Completed 6/12/18 - Golf Cart delivered 10/2018. (2) Gym scoreboards, indoor furniture for Front Office delivered 02/2019. Speaker system for the gym installation completed 04/2019. (2) Gym scoreboards installed 06/2019. Marquee permitted 7/19/2019; pre-construction meeting held 8/2019; construction began 10/28/2019. Marquee completed and functional 12/2019.

SMART Facilities Update By Project



Primary Renovation

Phase: **95% Complete**

SCHEDULE: (Calendar Year)	1: Planning	2: Hire A/E	3: Design	4: Hire Contractor	5: Construction	6: Closeout
Planned	Q1 2017	Q1 2017	Q4 2017	Q3 2018	Q1 2019	Q1 2020
New Planned	Q1 2017	Q1 2017	Q4 2017	Q4 2019	Q1 2020	Q1 2022
Actual/Forecast	1/9/2017	3/13/2017	10/16/2017	Q4 2020		

SCOPE:	BUDGET:
Bldg Envelope Impr. (Roof, Window, Ext Wall, etc.)	\$2,725,000
Fire Sprinklers	\$1,978,000
HVAC Improvements	\$6,312,000
Media Center improvements	\$772,000
Replace Building 2	\$1,192,000
Safety / Security Upgrade	\$57,000
STEM Lab improvements	\$1,913,000

FLAG: S - Project Delayed

COMMENTS:
 Reason: Delays occurred in design due to changes in the scope related to the art room. Remedy: Board approval was received to demolish Building 2 and relocate the art room to Building 1.

Plantation High School

SMART Facilities Update by Project Cont.

Track Phase: **100%** Complete

SCHEDULE: (Calendar Year)	1: Planning	2: Hire A/E	3: Design	4: Hire Contractor	5: Construction	6: Closeout
Planned	N/A	N/A	Q1 2017	N/A	Q4 2017	Q1 2018
Actual/Forecast	9/26/2017	10/3/2017	10/4/2017	11/7/2017	11/7/2017	3/21/2018

SCOPE: Track Resurfacing **BUDGET:** \$300,000 **FLAG:**

COMMENTS:

Weight Room Phase: **100%** Complete

SCHEDULE: (Calendar Year)	1: Planning	2: Hire A/E	3: Design	4: Hire Contractor	5: Construction	6: Closeout
Planned	Q4 2017	Q4 2017	Q4 2017	Q2 2018	Q2 2018	Q3 2018
Actual/Forecast	9/18/2017	10/26/2017	11/6/2017	3/31/2018	4/2/2018	7/18/2018

SCOPE: Weight Room Renovation **BUDGET:** \$121,000 **FLAG:**

COMMENTS:

School Choice Enhancements* Phase: **99%** Complete

SCHEDULE:	PH:1 Planning/Design	PH:2 Implement	PH:3 Complete
Planned	Q4 2017	Q2 2018	Q1 2020
Actual	11/2017	05/2018	03/2020

SCOPE: School Choice Enhancement **BUDGET:** \$100,000 **FLAG:**

COMMENTS:
 All items approved by voting process have been delivered and installed. School is determining how to spend the remaining funding from the contingency portion of the SCEP funding.

*SCEP projects follows a three-phase design process that begins with planning/design, followed by implementation and finally completion when all items have been delivered and installed.



Plantation Middle School

6600 W SUNRISE BOULEVARD, PLANTATION 33313

Location Num	0551
Board District	5
Board Member	Dr. Rosalind Osgood
ADEFP Budget*	\$7,115,300
Total Facilities Budget	\$6,736,300

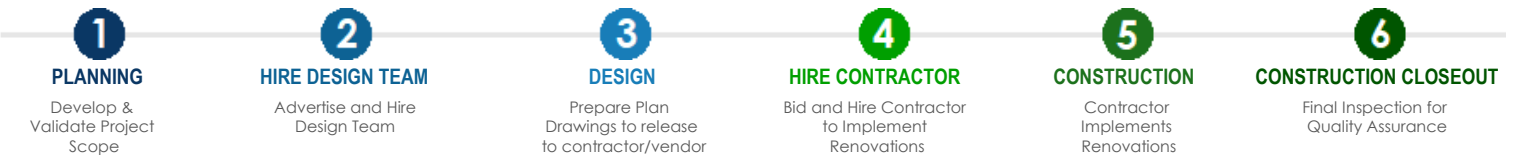
***NOTE** This quarter reflects the Adopted District Educational Facilities Plan total budget as approved by SBBC in September 2019. This budget includes Technology improvements and Musical Instruments Replacements which are not included in this section of the report.
 - All dates are based on calendar year. SMART funded projects are included. Only
 - Projects without expenditures to date may not show up in the "Financially Active Project Detail Schedule".

PRIMARY PROJECTS CURRENT STATUS: **Construction**

Primary Renovation: Construction in progress. Submittals are being prepared.

School Choice Enhancements: COMPLETED - Voting authorized 3/5/2018 - Voting completed 4/13/18. Exterior Paint completed 12/2018. Students chairs and Restructuring of Front Office and furniture is on order. Exterior Paint for (3) Logos complete 02/2019. Marquee permitted 06/2019; structural installation complete 10/2019. Restructured for Front Office completed 11/2019.

SMART Facilities Update By Project



Primary Renovation

Phase: **10% Complete**

SCHEDULE: (Calendar Year)	1: Planning	2: Hire A/E	3: Design	4: Hire Contractor	5: Construction	6: Closeout
Planned	Q1 2016	Q2 2016	Q1 2017	Q1 2018	Q2 2018	Q2 2019
New Planned	Q1 2016	Q2 2016	Q1 2017	Q1 2019	Q2 2019	Q2 2020
Actual/Forecast	2/24/2016	5/10/2016	2/1/2017	4/5/2019	7/13/2020	8/16/2021

SCOPE:	BUDGET:
Additional Funding - Board Approved 03/03/20 (JJ-1)	\$3,188,300
Bldg Envelope Impr. (Roof, Window, Ext Wall, etc.)	\$1,796,000
Electrical Improvements	\$277,000
Fire Sprinklers	\$585,000
HVAC Improvements	\$235,000
Media Center improvements	\$555,000

FLAG: S - Project Delayed

COMMENTS:

Original contractual date of substantial completion is 8/16/2021. Project is currently on pace. Delayed during design and bid and award will not be recovered.

Plantation Middle School

SMART Facilities Update by Project Cont.

School Choice Enhancements*

 Phase: **100%** Complete

SCHEDULE:	PH:1 Planning/Design	PH:2 Implement	PH:3 Complete
Planned	Q1 2016	Q2 2018	Q4 2018
Actual	01/2016	04/2018	11/2019

SCOPE:

School Choice Enhancement

BUDGET:

\$100,000

FLAG:
COMMENTS:

*SCEP projects follows a three-phase design process that begins with planning/design, followed by implementation and finally completion when all items have been delivered and installed.



Plantation Park Elementary School

875 SW 54 AVENUE, PLANTATION 33317

Location Num	1251
Board District	6
Board Member	Laurie Rich Levinson
ADEFP Budget*	\$2,342,000
Total Facilities Budget	\$2,083,000

***NOTE** This quarter reflects the Adopted District Educational Facilities Plan total budget as approved by SBBC in September 2019. This budget includes Technology improvements and Musical Instruments Replacements which are not included in this section of the report.

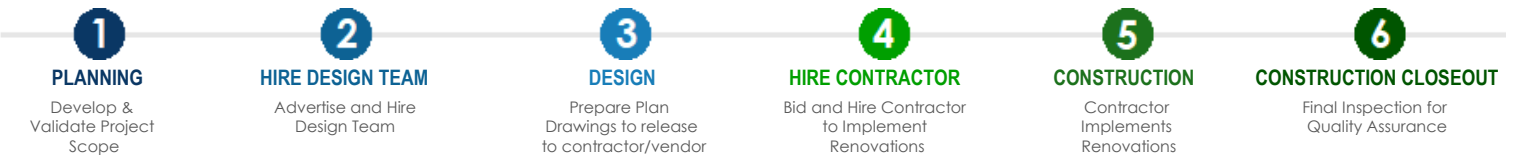
- All dates are based on calendar year. SMART funded projects are included. Only
- Projects without expenditures to date may not show up in the "Financially Active Project Detail Schedule".

PRIMARY PROJECTS CURRENT STATUS: Hire Contractor

Primary Renovation: Contractor procurement in progress. Pending advertisement for bids.

School Choice Enhancements: Kick-off meeting held 12/18/2018. Voting authorized 5/6/2019. Voting completed 5/24/2019. Window wraps, Morning Show Equipment, Aiphone on main entrance and strike on interior door are on order. Lockdown shades delivered and installed 7/2019. Window wraps; Aiphone at the Single Point of Entry and strike on the secondary door delivered 09/2019. Morning Show Equipment delivered 10/2019.

SMART Facilities Update By Project



Primary Renovation

Phase: **15% Complete**

SCHEDULE: (Calendar Year)	1: Planning	2: Hire A/E	3: Design	4: Hire Contractor	5: Construction	6: Closeout
Planned	Q1 2018	Q2 2018	Q1 2019	Q3 2019	Q1 2020	Q3 2020
New Planned	Q1 2018	Q2 2018	Q1 2019	Q1 2020	Q2 2020	Q2 2021
Actual/Forecast	11/13/2017	12/19/2017	8/20/2018	4/6/2020	Q3 2021	

SCOPE:	BUDGET:
Bldg Envelope Impr. (Roof, Window, Ext Wall, etc.)	\$817,000
Fire Alarm	\$294,000
HVAC Improvements	\$716,000
Media Center improvements	\$156,000

FLAG: S - Project Delayed

COMMENTS:

Reason: Delays occurred during the design phase. The design firm took an above average amount of time to respond to Building Department comments and receive a Letter of Recommendation to Permit. Remedy: Letter of Recommendation to Permit has been received. Pending advertisement for bids.

Plantation Park Elementary School

SMART Facilities Update by Project Cont.

School Choice Enhancements*

 Phase: **28%** Complete

SCHEDULE:	PH:1 Planning/Design	PH:2 Implement	PH:3 Complete
Planned	Q4 2018	Q2 2019	TBD
Actual	11/2018	05/2019	TBD

SCOPE:	BUDGET:	FLAG:
School Choice Enhancement	\$100,000	COMMENTS: Planned dates shown as TBD will be provided after all items have been ordered and funds allocated.

*SCEP projects follows a three-phase design process that begins with planning/design, followed by implementation and finally completion when all items have been delivered and installed.



Pompano Beach Elementary School

700 NE 13 AVENUE, POMPANO BEACH 33060

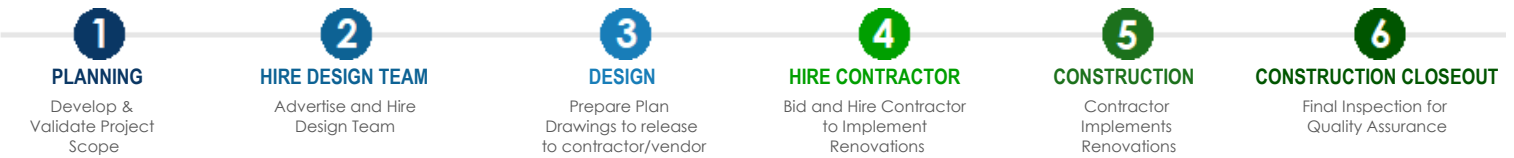
Location Num	0751
Board District	7
Board Member	Nora Rupert
ADEFP Budget*	\$6,969,551
Total Facilities Budget	\$6,714,551

***NOTE** This quarter reflects the Adopted District Educational Facilities Plan total budget as approved by SBBC in September 2019. This budget includes Technology improvements and Musical Instruments Replacements which are not included in this section of the report.
 - All dates are based on calendar year. SMART funded projects are included. Only
 - Projects without expenditures to date may not show up in the "Financially Active Project Detail Schedule".

PRIMARY PROJECTS CURRENT STATUS: **Construction**

Primary Renovation: Construction in progress. All roofing scope has been completed. Fire Alarm, HVAC, and Electrical work is nearing completion. Issues with Fan Coil Unit leakage is continually being investigated. Chiller and Cooling Tower installation is complete.
 School Choice Enhancements: COMPLETED 07/2017 - Voting completed 8/19/16. Student laptops and laptop carts delivered 11/2016. Classroom furniture , desks, chairs, bookshelves, tables delivered 03/2017. Classroom furniture including desks and chairs delivered 07/2017. Additional furniture delivered 08/2017.

SMART Facilities Update By Project



Primary Renovation

Phase: **98% Complete**

SCHEDULE: (Calendar Year)	1: Planning	2: Hire A/E	3: Design	4: Hire Contractor	5: Construction	6: Closeout
Planned	Q1 2016	Q2 2016	Q4 2016	Q3 2017	Q1 2018	Q1 2019 Q2 2019
New Planned	Q1 2016	Q2 2016	Q4 2016	Q3 2017	Q1 2019	Q2 2020 Q2 2020
Actual/Forecast	3/9/2016	5/17/2016	11/10/2016	6/14/2018	2/15/2019	11/15/2020

SCOPE:	BUDGET:
Additional Funding - Board Approved 01/15/19 (JJ-3)	\$1,390,551
Bldg Envelope Impr. (Roof, Window, Ext Wall, etc.)	\$981,000
Electrical Improvements	\$250,000
Fire Alarm	\$251,000
Fire Sprinklers	\$639,000
HVAC Improvements	\$1,903,000
Improvements to or Replacement of building 3	\$1,200,000

FLAG: S - Project Delayed

COMMENTS:
 Original contractual date of substantial completion is 4/16/2020. Project is currently delayed by seven months. Contractor has submitted for a time extension which is currently in review.

Pompano Beach Elementary School

SMART Facilities Update by Project Cont.

School Choice Enhancements*

 Phase: **100%** Complete

SCHEDULE:	PH:1 Planning/Design	PH:2 Implement	PH:3 Complete
Planned	Q1 2016	Q3 2016	Q4 2017
Actual	01/2016	08/2016	07/2017

SCOPE:

School Choice Enhancement

BUDGET:

\$100,000

FLAG:
COMMENTS:

*SCEP projects follows a three-phase design process that begins with planning/design, followed by implementation and finally completion when all items have been delivered and installed.



Pompano Beach High School

600 NE 13 AVENUE, POMPANO BEACH 33060

Location Num	0185
Board District	7
Board Member	Nora Rupert
ADEFP Budget*	\$3,951,000
Total Facilities Budget	\$3,165,000

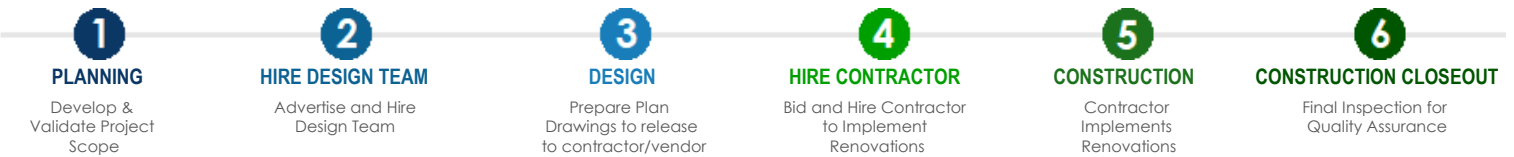
***NOTE** This quarter reflects the Adopted District Educational Facilities Plan total budget as approved by SBBC in September 2019. This budget includes Technology improvements and Musical Instruments Replacements which are not included in this section of the report.
 - All dates are based on calendar year. SMART funded projects are included. Only
 - Projects without expenditures to date may not show up in the "Financially Active Project Detail Schedule".

PRIMARY PROJECTS CURRENT STATUS: Design

Primary Renovation: 100% Construction Documents in review. Pending District decision on possible scope changes.

School Choice Enhancements: Voting complete 4/18/2019. Football scoreboard drawings submitted for permitting 12/9/2019. Permit issued 05/2020; fabrication LT 9 weeks. Installation of Aiphone Master & Sub-master in F101; Aiphone in F270; Camera at Post entry F262; Door Strike at F116 - Guidance Office; Door Strike at F147 - Media Center completed 03/2020.

SMART Facilities Update By Project



Primary Renovation

Phase: **92% Complete**

SCHEDULE: (Calendar Year)	1: Planning	2: Hire A/E	3: Design	4: Hire Contractor	5: Construction	6: Closeout
Planned	Q1 2018	Q2 2018	Q1 2019	Q3 2019	Q1 2020	Q3 2020
New Planned	Q1 2018	Q2 2018	Q1 2019	Q1 2020	Q3 2020	Q3 2021
Actual/Forecast	8/1/2017	10/6/2017	3/28/2018	Q4 2020		

SCOPE:	BUDGET:
Art Room Renovation and Equipment	\$110,000
Bldg Envelope Impr. (Roof, Window, Ext Wall, etc.)	\$468,000
Conversion of Existing Space to Music and/or Art Lab(s)	\$337,000
Fire Sprinklers	\$914,000
HVAC Improvements	\$815,000

FLAG: S - Project Delayed

COMMENTS:

Reason: Delays have occurred during the design phase. The design firm has missed multiple submission deadlines throughout the design process. Remedy: The owner will be enforcing terms of the contract for delays.

Weight Room

Phase: **100% Complete**

SCHEDULE: (Calendar Year)	1: Planning	2: Hire A/E	3: Design	4: Hire Contractor	5: Construction	6: Closeout
Planned	Q4 2017	Q4 2017	Q4 2017	Q2 2018	Q2 2018	Q3 2018
Actual/Forecast	1/2/2018	1/9/2018	2/5/2018	4/17/2018	4/24/2018	9/21/2018

SCOPE:	BUDGET:
Weight Room Renovation	\$121,000

FLAG:

COMMENTS:

Pompano Beach High School

SMART Facilities Update by Project Cont.

Track

 Phase: **100%** Complete

SCHEDULE: (Calendar Year)	1: Planning	2: Hire A/E	3: Design	4: Hire Contractor	5: Construction	6: Closeout
Planned	Q3 2017	Q4 2017	Q4 2017	Q4 2017	Q4 2017	Q1 2018
Actual/Forecast	9/28/2017	10/6/2017	10/7/2017	11/21/2017	12/4/2017	2/21/2018

SCOPE: Track Resurfacing	BUDGET: \$300,000	FLAG: COMMENTS:
------------------------------------	-----------------------------	----------------------------------

School Choice Enhancements*

 Phase: **27%** Complete

SCHEDULE:	PH:1 Planning/Design	PH:2 Implement	PH:3 Complete
Planned	Q4 2018	Q2 2019	TBD
Actual	11/2018	04/2019	TBD

SCOPE: School Choice Enhancement	BUDGET: \$100,000	FLAG: COMMENTS: Planned dates shown as TBD will be provided after all items have been ordered and funds allocated.
--	-----------------------------	--

*SCEP projects follows a three-phase design process that begins with planning/design, followed by implementation and finally completion when all items have been delivered and installed.



Pompano Beach Middle School

310 NE 6 STREET, POMPANO BEACH 33060

Location Num	0021
Board District	7
Board Member	Nora Rupert
ADEFP Budget*	\$13,364,180
Total Facilities Budget	\$12,971,180

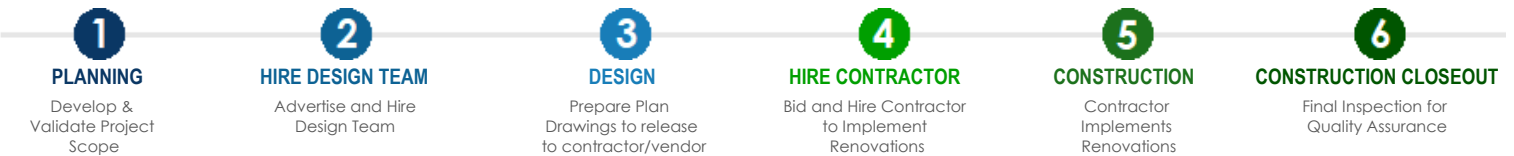
***NOTE** This quarter reflects the Adopted District Educational Facilities Plan total budget as approved by SBBC in September 2019. This budget includes Technology improvements and Musical Instruments Replacements which are not included in this section of the report.
 - All dates are based on calendar year. SMART funded projects are included. Only
 - Projects without expenditures to date may not show up in the "Financially Active Project Detail Schedule".

PRIMARY PROJECTS CURRENT STATUS: **Construction**

Primary Renovation: Construction in progress. Demolition, abatement, and installation of ductwork in Building 1 is in progress. Framing of Building 5 is in progress. Fire alarm installation is in progress. Chiller installation is in progress. Preparing Building 3 and 4 to open for school.

School Choice Enhancements: COMPLETED 8/22/16. Indoor and outdoor furniture, replacement of science tables, replacement of teacher chairs and principal conference room chairs delivered 8/2017.

SMART Facilities Update By Project



Primary Renovation

Phase: **75% Complete**

SCHEDULE: (Calendar Year)	1: Planning	2: Hire A/E	3: Design	4: Hire Contractor	5: Construction	6: Closeout
Planned	Q1 2016	Q2 2016	Q4 2016	Q4 2017	Q1 2018	Q3 2019
New Planned	Q1 2016	Q2 2016	Q4 2016	Q4 2017	Q1 2019	Q3 2020
Actual/Forecast	3/16/2016	5/17/2016	11/16/2016	10/12/2018	3/19/2019	2/19/2021

SCOPE:	BUDGET:
Additional Funding - Board Approved 02/20/19 (JJ-6)	\$4,787,180
Bldg Envelope Impr. (Roof, Window, Ext Wall, etc.)	\$758,000
Fire Alarm	\$419,000
Fire Sprinklers	\$722,000
HVAC Improvements	\$2,609,000
Improvements to or Replacement of building 5	\$797,000
Media Center improvements	\$484,000
New SBS Modified roof and accessories on Bldgs 1, 2, 3, 5 and 8 incl. canopies (excluding aluminum canopies).	\$2,295,000

FLAG: S - Delay Possible

COMMENTS:

Original contractual date of substantial completion is 5/19/2020. Minor delays are being experienced related to the fire alarm submittal approval. Delays will continue until the fire alarm submittal is correct from the contractor. Update: The project is experiencing delays due to construction issues related to the design documents. The contractor will be submitting a time extension request.

Pompano Beach Middle School

SMART Facilities Update by Project Cont.

School Choice Enhancements*

 Phase: **100%** Complete

SCHEDULE:	PH:1 Planning/Design	PH:2 Implement	PH:3 Complete
Planned	Q1 2015	N/A	Q3 2016
Actual	11/2015	N/A	08/2016

SCOPE:	BUDGET:	FLAG:
School Choice Enhancement	\$100,000	COMMENTS: <div style="border: 1px solid black; height: 30px; width: 100%;"></div>

*SCEP projects follows a three-phase design process that begins with planning/design, followed by implementation and finally completion when all items have been delivered and installed.



Quiet Waters Elementary School

4150 W HILLSBORO BOULEVARD, DEERFIELD BEACH 33442

Location Num	3121
Board District	7
Board Member	Nora Rupert
ADEFP Budget*	\$6,829,000
Total Facilities Budget	\$6,297,000

***NOTE** This quarter reflects the Adopted District Educational Facilities Plan total budget as approved by SBBC in September 2019. This budget includes Technology improvements and Musical Instruments Replacements which are not included in this section of the report.

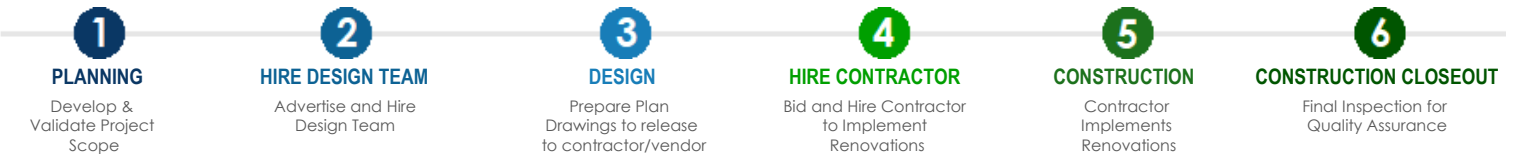
- All dates are based on calendar year. SMART funded projects are included. Only
- Projects without expenditures to date may not show up in the "Financially Active Project Detail Schedule".

PRIMARY PROJECTS CURRENT STATUS: **Construction**

Primary Renovation: Construction in progress. The music and art rooms have been turned over to the school. HVAC work is nearing completion. Demolition work, and roofing work is in progress. Fire Protection redesign is taking place to incorporate new fire hydrant on school property.

School Choice Enhancements: Voting authorized 4/30/18 - Voting completed 06/2018 - Picnic Tables. Electric Strike, (187) Laptops, (10) ThinkPad's delivered 11/2018. (5) Document Cameras, (5) Projectors delivered 06/2019. (200) Lenovo adapters delivered 08/2019. Digital marquee permitted 10/2/2019; pre-construction held 10/17/2019; construction began 12/2019. Marquee complete and functional 06/2020.

SMART Facilities Update By Project



Primary Renovation

Phase: **82% Complete**

SCHEDULE: (Calendar Year)	1: Planning	2: Hire A/E	3: Design	4: Hire Contractor	5: Construction	6: Closeout
Planned	Q1 2016	Q2 2016	Q3 2016	Q3 2017	Q4 2017	Q2 2019
New Planned	Q1 2016	Q2 2016	Q3 2016	Q3 2017	Q4 2018	Q1 2020
Actual/Forecast	2/10/2016	4/19/2016	9/13/2016	6/1/2018	11/14/2018	12/1/2020

SCOPE:	BUDGET:
Additional Funding - Board Approved 08/07/18 (JJ-11)	\$1,576,000
Art Room Renovation and Equipment	\$65,000
Bldg Envelope Impr. (Roof, Window, Ext Wall, etc.)	\$1,228,000
Conversion of Existing Space to Music and/or Art Lab(s)	\$339,000
Fire Sprinklers	\$737,000
HVAC Improvements	\$2,116,000
Music Room Renovation	\$136,000

FLAG: S - Project Delayed

COMMENTS:

Original contractual date of substantial completion is 1/19/2020. Project is currently delayed by ten months. Contractor will be submitting for a time extension. Delay is due to the revised fire protection design to accommodate the new fire hydrant.

Quiet Waters Elementary School

SMART Facilities Update by Project Cont.

School Choice Enhancements*

 Phase: **89% Complete**

SCHEDULE:	PH:1 Planning/Design		PH:2 Implement		PH:3 Complete
Planned	Q1 2016		Q2 2018		Q2 2019
Actual	01/2016		06/2018		

SCOPE:

School Choice Enhancement

BUDGET:

\$100,000

FLAG: S - Project Delayed
COMMENTS:

Marquee design process caused previous delays. Marquee is now complete.

*SCEP projects follows a three-phase design process that begins with planning/design, followed by implementation and finally completion when all items have been delivered and installed.



Ramblewood Elementary School

8950 SHADOW WOOD BOULEVARD, CORAL SPRINGS 33071

Location Num	2721
Board District	4
Board Member	Lori Alhadeff
ADEFP Budget*	\$4,665,158
Total Facilities Budget	\$4,313,158

***NOTE** This quarter reflects the Adopted District Educational Facilities Plan total budget as approved by SBBC in September 2019. This budget includes Technology improvements and Musical Instruments Replacements which are not included in this section of the report.
 - All dates are based on calendar year. SMART funded projects are included. Only
 - Projects without expenditures to date may not show up in the "Financially Active Project Detail Schedule".

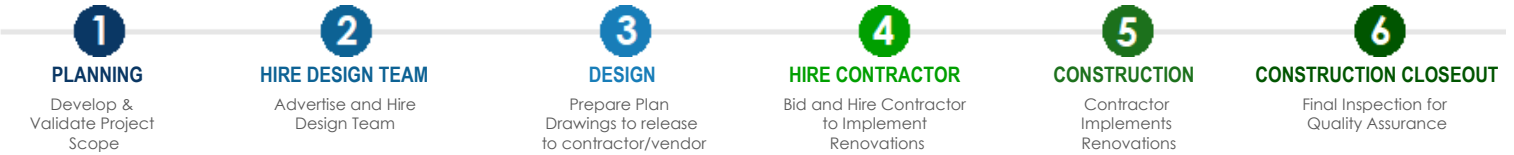
PRIMARY PROJECTS CURRENT STATUS: **Construction**

Primary Renovation: Construction in progress. Bathroom renovations and Media Center renovations are completion. HVAC improvements are in progress

School Choice Enhancements: Voting authorized 12/29/17. Voting completed 02/13/18 - Technology items will be ordered once the marquee and the playground upgrades are completed. Digital marquee permitted 11/2018; installation complete 04/2019.

Playground upgrades preliminary review completed 09/2019; construction began 04/2020; construction completed 05/2020. (16) chairs delivered 01/2020. (26) Lenovo 100e - 2nd Gen, (2) Document Cameras, (2) Projectors, (8) USB 3.0 Ethernet Adapter, (2) Lenovo 45W Standard AC Adapter (USB Type-C) are on order.

SMART Facilities Update By Project



Primary Renovation

Phase: **63% Complete**

SCHEDULE: (Calendar Year)	1: Planning	2: Hire A/E	3: Design	4: Hire Contractor	5: Construction	6: Closeout
Planned	Q1 2016	Q2 2016	Q4 2016	Q3 2017	Q1 2018	Q2 2019
New Planned	Q1 2016	Q2 2016	Q4 2016	Q3 2017	Q1 2019	Q1 2020
Actual/Forecast	3/9/2016	5/17/2016	10/25/2016	9/4/2018	3/28/2019	4/22/2021

SCOPE:	BUDGET:
Additional Funding - Board Approved 12/18/18 (JJ-2)	\$1,353,158
Bldg Envelope Impr. (Roof, Window, Ext Wall, etc.)	\$490,000
Fire Sprinklers	\$702,000
HVAC Improvements	\$1,492,000
Media Center improvements	\$170,000
PE/Athletic Improvements	\$6,000

FLAG: S - Project Delayed

COMMENTS:
 Original contractual date of substantial completion is 4/6/2020. A delay of 2 months occurred during the bid and award phase which has not been recovered. Additional delays are being experienced related to roofing sub-permit and other shop drawings. Contractor will be submitting for a time extension.

Ramblewood Elementary School

SMART Facilities Update by Project Cont.

School Choice Enhancements*

 Phase: **93% Complete**

SCHEDULE:	PH:1 Planning/Design	PH:2 Implement	PH:3 Complete
Planned	Q1 2016	Q1 2018	TBD
Actual	01/2016	02/2018	TBD

SCOPE:	BUDGET:	FLAG:
School Choice Enhancement	\$100,000	COMMENTS: Planned dates shown as TBD will be provided after all items have been ordered and funds allocated.

*SCEP projects follows a three-phase design process that begins with planning/design, followed by implementation and finally completion when all items have been delivered and installed.



Ramblewood Middle School

8505 W ATLANTIC BOULEVARD, CORAL SPRINGS 33071

Location Num	2711
Board District	4
Board Member	Lori Alhadeff
ADEFP Budget*	\$7,499,241
Total Facilities Budget	\$6,978,241

***NOTE** This quarter reflects the Adopted District Educational Facilities Plan total budget as approved by SBBC in September 2019. This budget includes Technology improvements and Musical Instruments Replacements which are not included in this section of the report.

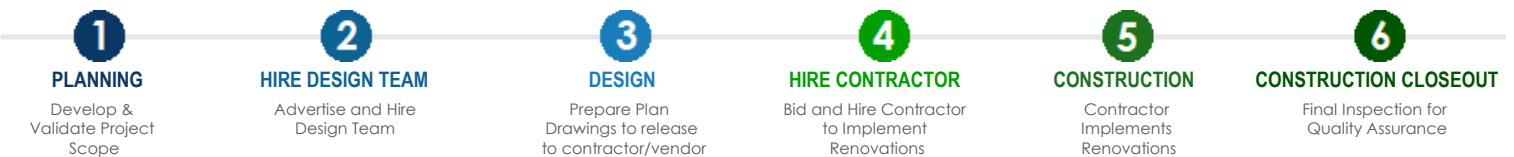
- All dates are based on calendar year. SMART funded projects are included. Only
- Projects without expenditures to date may not show up in the "Financially Active Project Detail Schedule".

PRIMARY PROJECTS CURRENT STATUS: **Construction**

Primary Renovation: Construction in progress. Media Center improvements are complete. Restroom demolition in progress.

School Choice Enhancements: COMPLETED 07/2018 - Voting completed on 3/2/17. Printers delivered 05/2017. TVs for the cafeteria delivered 06/2017. Projector for the cafeteria sound system delivered 07/2017. Cafeteria sound system installed 08/2017. LCD projectors and 3D Printer delivered 10/2017. Projectors were ceiling mounted 12/2017. Marquee permit issued 2/12/2018; installation begun 06/29/2018; marquee complete 07/2018.

SMART Facilities Update By Project



Primary Renovation

Phase: **18%** Complete

SCHEDULE: (Calendar Year)	1: Planning	2: Hire A/E	3: Design	4: Hire Contractor	5: Construction	6: Closeout
Planned	Q4 2016	Q4 2016	Q3 2017	Q2 2018	Q4 2018	Q4 2019 Q1 2020
New Planned	Q4 2016	Q4 2016	Q3 2017	Q2 2019	Q4 2019	Q1 2021 Q1 2021
Actual/Forecast	10/21/2016	12/6/2016	5/25/2017	4/3/2019	5/20/2020	5/21/2021

SCOPE:	BUDGET:
Additional Funding - Board Approved 2/19/20 (JJ-3)	\$2,334,241
Bldg Envelope Impr. (Roof, Window, Ext Wall, etc.)	\$2,157,000
Electrical Improvements	\$452,000
Fire Sprinklers	\$1,207,000
HVAC Improvements	\$222,000
Media Center improvements	\$456,000
Safety / Security Upgrade	\$50,000

FLAG: S - Delay Possible

COMMENTS:

Original contractual date of substantial completion is 5/21/2021. The project is currently on pace.

Ramblewood Middle School

SMART Facilities Update by Project Cont.

School Choice Enhancements*

 Phase: **100%** Complete

SCHEDULE:	PH:1 Planning/Design	PH:2 Implement	PH:3 Complete
Planned	Q4 2016	Q2 2017	Q2 2018
Actual	12/2016	03/2017	07/2018

SCOPE:	BUDGET:	FLAG:
School Choice Enhancement	\$100,000	COMMENTS: <div style="border: 1px solid black; height: 30px; width: 100%;"></div>

*SCEP projects follows a three-phase design process that begins with planning/design, followed by implementation and finally completion when all items have been delivered and installed.



Riverglades Elementary School

7400 PARKSIDE DRIVE, PARKLAND 33067

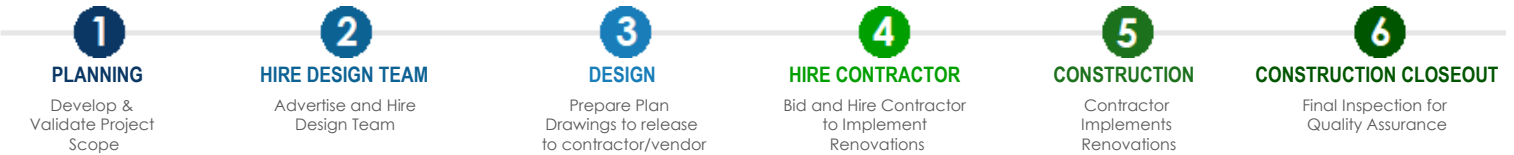
Location Num	2891
Board District	4
Board Member	Lori Alhadeff
ADEFP Budget*	\$11,430,602
Total Facilities Budget	\$3,218,177

***NOTE** This quarter reflects the Adopted District Educational Facilities Plan total budget as approved by SBBC in September 2019. This budget includes Technology improvements and Musical Instruments Replacements which are not included in this section of the report.
 - All dates are based on calendar year. SMART funded projects are included. Only
 - Projects without expenditures to date may not show up in the "Financially Active Project Detail Schedule".

PRIMARY PROJECTS CURRENT STATUS: **Construction**

Primary Renovation: Construction in progress. Roofing shop drawings have been resubmitted for sub-permit.
 School Choice Enhancements: Proposals are being coordinated for scope and ballot development.

SMART Facilities Update By Project



Primary Renovation

Phase: **17% Complete**

SCHEDULE: (Calendar Year)	1: Planning	2: Hire A/E	3: Design	4: Hire Contractor	5: Construction	6: Closeout
Planned	Q4 2016	Q4 2016	Q3 2017	Q2 2018	Q4 2018	Q4 2019
New Planned	Q4 2016	Q4 2016	Q3 2017	Q1 2019	Q3 2019	Q4 2020
Actual/Forecast	10/21/2016	12/6/2016	5/23/2017	3/19/2019	11/26/2019	1/6/2021

SCOPE:	BUDGET:
Additional Funding - Board Approved 09/04/19 (JJ-6)	\$448,177
Bldg Envelope Impr. (Roof, Window, Ext Wall, etc.)	\$1,015,000
Fire Alarm	\$294,000
Fire Sprinklers	\$783,000
HVAC Improvements	\$578,000

FLAG: S - Delay Possible

COMMENTS:

Original contractual date of substantial completion is 12/3/2020. The project is delayed by one month due to additional revisions to correct the roofing sub-permit for approval by the Building Department.

Riverglades Elementary School

SMART Facilities Update by Project Cont.

School Choice Enhancements*

 Phase: **50% Complete**

SCHEDULE:	PH:1 Planning/Design	PH:2 Implement	PH:3 Complete
Planned	Q4 2016	TBD	TBD
Actual	12/2016		

SCOPE:	BUDGET:	FLAG:
School Choice Enhancement	\$100,000	COMMENTS: Planned date for Implementation phase shown as TBD will be provided after voting process has been completed by the school community.

*SCEP projects follows a three-phase design process that begins with planning/design, followed by implementation and finally completion when all items have been delivered and installed.



Riverland Elementary School

2600 SW 11 COURT, FORT LAUDERDALE 33312

Location Num	0151
Board District	3
Board Member	Heather P. Brinkworth
ADEFP Budget*	\$4,373,192
Total Facilities Budget	\$4,157,192

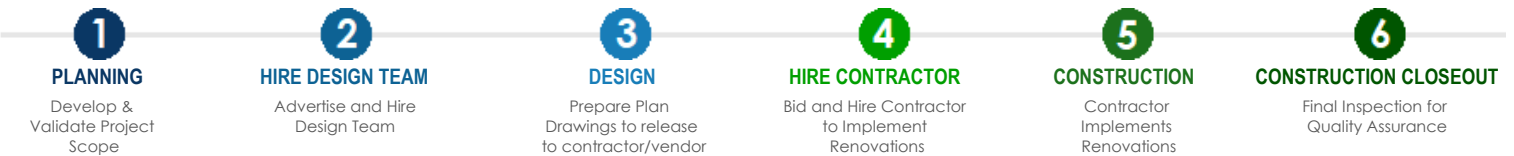
***NOTE** This quarter reflects the Adopted District Educational Facilities Plan total budget as approved by SBBC in September 2019. This budget includes Technology improvements and Musical Instruments Replacements which are not included in this section of the report.
 - All dates are based on calendar year. SMART funded projects are included. Only
 - Projects without expenditures to date may not show up in the "Financially Active Project Detail Schedule".

PRIMARY PROJECTS CURRENT STATUS: **Construction**

Primary Renovation: Construction in progress. Certificate of Occupancy has been received for Buildings 1, 3, 4 and 5. Change order for portion of HVAC work and time extension has been submitted. Pending review.

School Choice Enhancements: Voting authorized 4/25/2019. Voting completed 5/14/2019. Media Center furniture - (12) Corner units, (2) Single Seats, (78) Armless Chairs, (6) Ottomans, (4) 2 Seater Benches, (6) Round Tables, (12) Rectangular Tables, (30) Quad Tables, Custom (43) Bookcases, (1) Desk with book drop, Aiphone at Main entrance and submaster delivered and completed 11/2019.

SMART Facilities Update By Project



Primary Renovation

Phase: **49% Complete**

SCHEDULE: (Calendar Year)	1: Planning	2: Hire A/E	3: Design	4: Hire Contractor	5: Construction	6: Closeout
Planned	Q2 2017	Q2 2017	Q1 2018	Q3 2018	Q1 2019	Q1 2020
New Planned	Q2 2017	Q2 2017	Q1 2018	Q2 2019	Q4 2019	Q4 2020
Actual/Forecast	4/14/2017	5/19/2017	12/7/2017	1/10/2019	6/11/2019	1/28/2021

SCOPE:	BUDGET:
Additional Funding - Board Approved 05/07/19 (JJ-3)	\$2,551,192
Bldg Envelope Impr. (Roof, Window, Ext Wall, etc.)	\$791,000
HVAC Improvements	\$715,000

FLAG: S - Delay Possible

COMMENTS:

Original contractual date of substantial completion is 8/15/2020. Project is currently delayed by 5 months due to pace of work during the health crisis. Time extension change order has been submitted. Pending review.

Riverland Elementary School

SMART Facilities Update by Project Cont.

School Choice Enhancements*

 Phase: **54% Complete**

SCHEDULE:	PH:1 Planning/Design	PH:2 Implement	PH:3 Complete
Planned	Q4 2017	Q2 2019	TBD
Actual	11/2017	05/2019	TBD

SCOPE:	BUDGET:	FLAG:
School Choice Enhancement	\$100,000	COMMENTS: Planned dates shown as TBD will be provided after all items have been ordered and funds allocated.

*SCEP projects follows a three-phase design process that begins with planning/design, followed by implementation and finally completion when all items have been delivered and installed.



Riverside Elementary School

11450 RIVERSIDE DRIVE, CORAL SPRINGS 33071

Location Num	3031
Board District	4
Board Member	Lori Alhadeff
ADEFP Budget*	\$2,016,000
Total Facilities Budget	\$1,600,000

***NOTE** This quarter reflects the Adopted District Educational Facilities Plan total budget as approved by SBBC in September 2019. This budget includes Technology improvements and Musical Instruments Replacements which are not included in this section of the report.

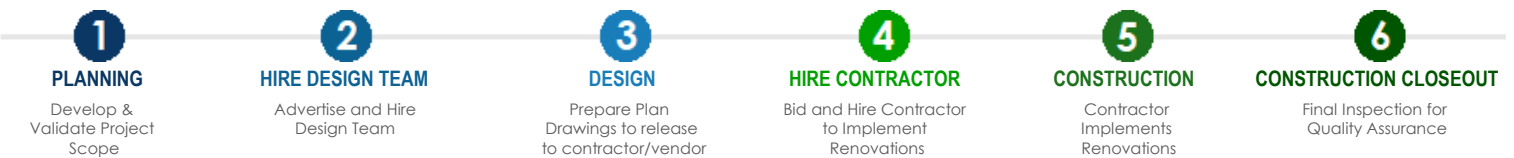
- All dates are based on calendar year. SMART funded projects are included. Only
- Projects without expenditures to date may not show up in the "Financially Active Project Detail Schedule".

PRIMARY PROJECTS CURRENT STATUS: Design

Primary Renovation: 100% Construction Documents in the permitting process. Building Department currently reviewing the second submission.

School Choice Enhancements: Voting authorized 4/5/2019. Voting results received 04/30/2019. Outdoor PA speaker system upgrade began 10/2019. Art and PE Enhancements (racks, furniture, book drop carts, etc.), and (30) Ukelele storage racks on order. Multi drying steel rack delivered 08/2019. Art and PE Enhancements (racks, furniture, book drop carts, etc.) delivered 10/2019 and completed 02/2020. (18) Tables delivered 05/2020. Full basketball court in design.

SMART Facilities Update By Project



Primary Renovation

Phase: **96% Complete**

SCHEDULE: (Calendar Year)	1: Planning	2: Hire A/E	3: Design	4: Hire Contractor	5: Construction	6: Closeout
Planned	Q2 2017	Q3 2017	Q2 2018	Q4 2018	Q2 2019	Q1 2020
New Planned	Q2 2017	Q3 2017	Q2 2018	Q4 2019	Q2 2020	Q2 2021
Actual/Forecast	5/1/2017	7/20/2017	2/5/2018	Q4 2020		

SCOPE:	BUDGET:
Bldg Envelope Impr. (Roof, Window, Ext Wall, etc.)	\$154,000
Fire Alarm	\$294,000
Fire Sprinklers	\$722,000
HVAC Improvements	\$170,000
Media Center improvements	\$160,000

FLAG: S - Project Delayed

COMMENTS:

Reason: Delays have occurred during the design phase. The design firm required two submissions of the 90% Construction Documents in order to proceed. Additionally, the project was delayed due to staffing changes by the design firm, and scope clarification to receive design approval from the new Fire Chief. Remedy: The reasons for delays are no longer affecting the project schedule. The project is in permitting review.

Riverside Elementary School

SMART Facilities Update by Project Cont.

School Choice Enhancements*

 Phase: **41% Complete**

SCHEDULE:	PH:1 Planning/Design	PH:2 Implement	PH:3 Complete
Planned	Q4 2017	Q2 2019	TBD
Actual	11/2017	04/2019	TBD

SCOPE:	BUDGET:	FLAG:
School Choice Enhancement	\$100,000	COMMENTS: Planned dates shown as TBD will be provided after all items have been ordered and funds allocated.

*SCEP projects follows a three-phase design process that begins with planning/design, followed by implementation and finally completion when all items have been delivered and installed.



Rock Island Elementary School

2350 NW 19 STREET, FORT LAUDERDALE 33311

Location Num	3701
Board District	5
Board Member	Dr. Rosalind Osgood
ADEFP Budget*	\$2,571,944
Total Facilities Budget	\$2,406,944

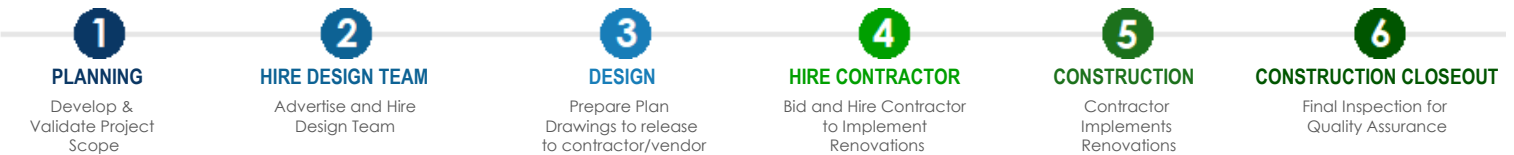
***NOTE** This quarter reflects the Adopted District Educational Facilities Plan total budget as approved by SBBC in September 2019. This budget includes Technology improvements and Musical Instruments Replacements which are not included in this section of the report.
 - All dates are based on calendar year. SMART funded projects are included. Only
 - Projects without expenditures to date may not show up in the "Financially Active Project Detail Schedule".

PRIMARY PROJECTS CURRENT STATUS: **Construction**

Primary Renovation: Construction in progress. Building 1 CAP sheet is installed. Building 2 base sheet is installed. Barrel tile has been installed. Contractor working on metal coping and lightning protection.

School Choice Enhancements: COMPLETED 11/2017. Voting completed 4/29/16. Furniture, Mimio boards, document cameras, projectors, printers, bulletin boards delivered 06/2017. Wayfinding signage delivered 11/2017.

SMART Facilities Update By Project



Primary Renovation

Phase: **90% Complete**

SCHEDULE: (Calendar Year)	1: Planning	2: Hire A/E	3: Design	4: Hire Contractor	5: Construction	6: Closeout
Planned	Q4 2016	Q4 2016	Q2 2017	Q4 2017	Q2 2018	Q2 2019
New Planned	Q4 2016	Q4 2016	Q2 2017	Q4 2017	Q2 2019	Q2 2020
Actual/Forecast	10/20/2016	10/20/2016	3/30/2017	5/18/2018	4/18/2019	2/28/2021

SCOPE:	BUDGET:
Additional Funding - Board Approved 12/18/18 (JJ-9)	\$1,072,944
Bldg Envelope Impr. (Roof, Window, Ext Wall, etc.)	\$983,000
HVAC Improvements	\$251,000

FLAG: S - Project Delayed

COMMENTS:

Original contractual date of substantial completion is 4/8/2020.
 Reason: Delays occurred during construction related to the roofing sub-permit. The roofing sub-permit took 5 months and multiple submissions to be approved. Remedy: The construction is estimated to be completed in Q1 2021 pending completion of work and final inspections.

Rock Island Elementary School

SMART Facilities Update by Project Cont.

School Choice Enhancements*

 Phase: **100%** Complete

SCHEDULE:	PH:1 Planning/Design	PH:2 Implement	PH:3 Complete
Planned	Q1 2015	Q2 2016	Q3 2017
Actual	11/2015	04/2016	11/2017

SCOPE:

School Choice Enhancement

BUDGET:

\$100,000

FLAG:
COMMENTS:

*SCEP projects follows a three-phase design process that begins with planning/design, followed by implementation and finally completion when all items have been delivered and installed.



Royal Palm STEM Museum Magnet (f.k.a. Royal Palm Elementary School)

1951 NW 56 AVENUE, LAUDERHILL 33313

Location Num	1851
Board District	5
Board Member	Dr. Rosalind Osgood
ADEFP Budget*	\$8,290,900
Total Facilities Budget	\$8,008,900

***NOTE** This quarter reflects the Adopted District Educational Facilities Plan total budget as approved by SBBC in September 2019. This budget includes Technology improvements and Musical Instruments Replacements which are not included in this section of the report.

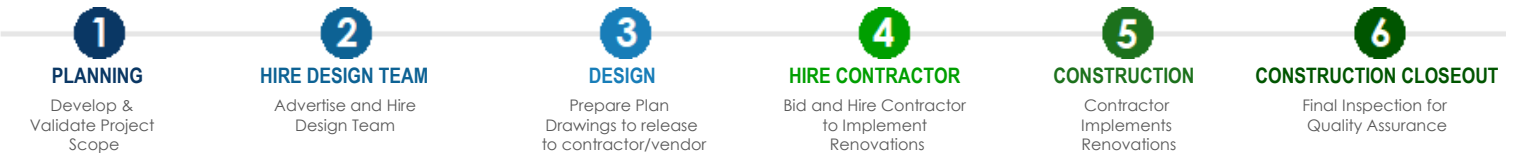
- All dates are based on calendar year. SMART funded projects are included. Only
- Projects without expenditures to date may not show up in the "Financially Active Project Detail Schedule".

PRIMARY PROJECTS CURRENT STATUS: **Construction**

Primary Renovation: Construction in progress. Building 1 Fire Protection in progress. Restroom and Electrical work is beginning.

School Choice Enhancements: COMPLETED 03/2020 - Voting authorized 12/21/17. Voting completed 2/15/18 - Furniture (chairs and tables) delivered and installed 05/2018. Digital marquee permitted 7/23/2019; pre-construction meeting scheduled 09/2019. Construction began 09/2019; electrical underground work completed 09/2019; digital marquee installed and functional 10/2019; pending final inspections. (3) Promethean Boards delivered and installed 01/2020.

SMART Facilities Update By Project



Primary Renovation

Phase: **4% Complete**

SCHEDULE: (Calendar Year)	1: Planning	2: Hire A/E	3: Design	4: Hire Contractor	5: Construction	6: Closeout
Planned	Q4 2016	Q1 2017	Q4 2017	Q2 2018	Q4 2018	Q4 2019
New Planned	Q4 2016	Q1 2017	Q4 2017	Q3 2019	Q4 2019	Q4 2020
Actual/Forecast	11/18/2016	3/13/2017	8/30/2017	6/18/2019	7/15/2020	9/14/2021

SCOPE:	BUDGET:
Additional Funding - Board Approved 04/14/20 (12)	\$4,275,900
Bldg Envelope Impr. (Roof, Window, Ext Wall, etc.)	\$1,663,000
Fire Alarm	\$294,000
Fire Sprinklers	\$758,000
HVAC Improvements	\$728,000
Media Center improvements	\$190,000

FLAG: S - Project Delayed

COMMENTS:
 Original contractual date of substantial completion is 9/14/2021. Project is currently on pace. Delays experienced during bid and award will not be recovered.

Royal Palm STEM Museum Magnet (f.k.a. Royal Palm Elementary School)

SMART Facilities Update by Project Cont.

School Choice Enhancements*

 Phase: **99% Complete**

SCHEDULE:	PH:1 Planning/Design	PH:2 Implement	PH:3 Complete
Planned	Q4 2016	Q1 2018	Q4 2018
Actual	12/2016	02/2018	03/2020

SCOPE:	BUDGET:	FLAG:
School Choice Enhancement	\$100,000	COMMENTS: All items approved by voting process have been delivered and installed. School is determining how to spend the remaining funding from the contingency portion of the SCEP funding.

*SCEP projects follows a three-phase design process that begins with planning/design, followed by implementation and finally completion when all items have been delivered and installed.



Sanders Park Elementary Magnet (f.k.a. Sanders Park Elementary)

800 NW 16 STREET, POMPANO BEACH 33060

Location Num	0891
Board District	7
Board Member	Nora Rupert
ADEFP Budget*	\$5,079,000
Total Facilities Budget	\$4,873,000

***NOTE** This quarter reflects the Adopted District Educational Facilities Plan total budget as approved by SBBC in September 2019. This budget includes Technology improvements and Musical Instruments Replacements which are not included in this section of the report.

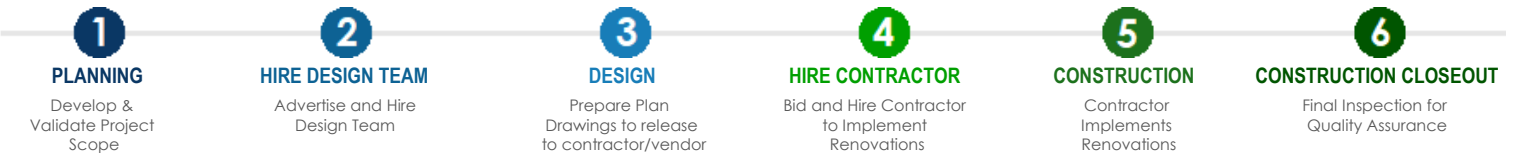
- All dates are based on calendar year. SMART funded projects are included. Only
- Projects without expenditures to date may not show up in the "Financially Active Project Detail Schedule".

PRIMARY PROJECTS CURRENT STATUS: Design

Primary Renovation: 100% Construction Documents in the permitting process. Due to the limited capacity and accessibility caused by the current health crisis projects with the highest urgency have been prioritized, causing some submissions to be temporarily delayed in the permit review process.

School Choice Enhancements: Kick-off meeting held 12/27/18. Ballot Development in progress.

SMART Facilities Update By Project



Primary Renovation

Phase: **95% Complete**

SCHEDULE: (Calendar Year)	1: Planning	2: Hire A/E	3: Design	4: Hire Contractor	5: Construction	6: Closeout
Planned	Q1 2018	Q2 2018	Q4 2018	Q3 2019	Q1 2020	Q4 2020
New Planned	Q1 2018	Q2 2018	Q4 2018	Q1 2020	Q3 2020	Q1 2022
Actual/Forecast	11/13/2017	12/19/2017	7/10/2018	Q4 2020		

SCOPE:	BUDGET:
Bldg Envelope Impr. (Roof, Window, Ext Wall, etc.)	\$1,346,000
Fire Alarm	\$294,000
Fire Sprinklers	\$689,000
HVAC Improvements	\$2,161,000
Media Center improvements	\$283,000

FLAG: S - Project Delayed

COMMENTS:

Delays have occurred during the backcheck review of the Construction Documents prior to submitting for permit review. Multiple submissions were required in order to close out comments made by the review team. The project is currently delayed by 2 months. It is anticipated these delays could extend if the design requires multiple submissions to the Building Department to receive a Letter of Recommendation to Permit.

Sanders Park Elementary Magnet (f.k.a. Sanders Park Elementary)

SMART Facilities Update by Project Cont.

School Choice Enhancements*

 Phase: **25%** Complete

SCHEDULE:	PH:1 Planning/Design	PH:2 Implement	PH:3 Complete
Planned	Q4 2018	TBD	TBD
Actual	11/2018		

SCOPE:	BUDGET:	FLAG:
School Choice Enhancement	\$100,000	COMMENTS: Planned date for Implementation phase shown as TBD will be provided after voting process has been completed by the school community.

*SCEP projects follows a three-phase design process that begins with planning/design, followed by implementation and finally completion when all items have been delivered and installed.



Sandpiper Elementary School

3700 HIATUS ROAD, SUNRISE 33351

Location Num	3061
Board District	6
Board Member	Laurie Rich Levinson
ADEFP Budget*	\$1,337,942
Total Facilities Budget	\$1,021,942

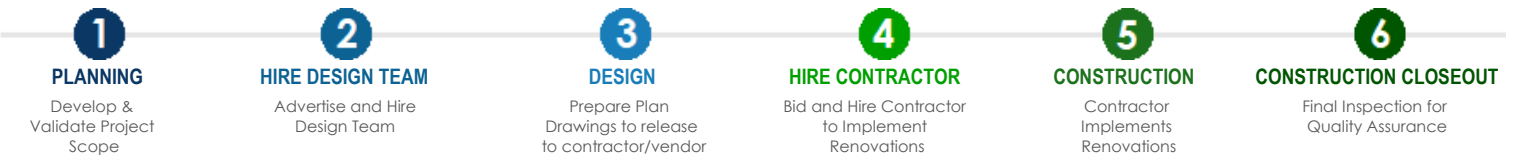
***NOTE** This quarter reflects the Adopted District Educational Facilities Plan total budget as approved by SBBC in September 2019. This budget includes Technology improvements and Musical Instruments Replacements which are not included in this section of the report.
 - All dates are based on calendar year. SMART funded projects are included. Only
 - Projects without expenditures to date may not show up in the "Financially Active Project Detail Schedule".

PRIMARY PROJECTS CURRENT STATUS: **Construction**

Primary Renovation: Construction in progress. HVAC scope of work is in progress. Revisions to the design of the fire alarm scope have been completed and in the contractor's hands.

School Choice Enhancements: COMPLETED 03/2020 - Voting completed 1/4/16. Cafeteria blinds delivered and installed 08/2016. Media Center Broadcast system delivered 08/2017. Marquee sign and Playground upgrades permitted 11/2018; work completed 01/2019. Outdoor bench delivered 04/2019.

SMART Facilities Update By Project



Primary Renovation

Phase: **75% Complete**

SCHEDULE: (Calendar Year)	1: Planning	2: Hire A/E	3: Design	4: Hire Contractor	5: Construction	6: Closeout
Planned	Q4 2016	Q1 2017	Q1 2017	Q3 2017	Q2 2018	Q1 2019
New Planned	Q4 2016	Q1 2017	Q1 2017	Q3 2017	Q1 2019	Q4 2019
Actual/Forecast	12/28/2016	2/1/2017	3/10/2017	9/4/2018	1/14/2019	4/21/2021

SCOPE:	BUDGET:
Additional Funding - Board Approved 11/07/18 (JJ-6)	\$452,942
Fire Alarm	\$319,000
HVAC Improvements	\$150,000

FLAG: S - Project Delayed

COMMENTS:

Original contractual date of substantial completion is 8/25/2019. Reason: Delays have been experienced during construction related to updating the Fire Alarm specifications to comply with the updated District approved standards. Remedy: The construction is forecasted to be completed in Q4 2020.

Sandpiper Elementary School

SMART Facilities Update by Project Cont.

School Choice Enhancements*

 Phase: **99% Complete**

SCHEDULE:	PH:1 Planning/Design	PH:2 Implement	PH:3 Complete
Planned	Q1 2015	Q1 2016	Q1 2020
Actual	11/2015	01/2016	03/2020

SCOPE:

School Choice Enhancement

BUDGET:

\$100,000

FLAG:
COMMENTS:

All items approved by voting process have been delivered and installed. School is determining how to spend the remaining funding from the contingency portion of the SCEP funding.

*SCEP projects follows a three-phase design process that begins with planning/design, followed by implementation and finally completion when all items have been delivered and installed.



Sawgrass Elementary School

12655 NW 8 STREET, SUNRISE 33325

Location Num	3401
Board District	6
Board Member	Laurie Rich Levinson
ADEFP Budget*	\$3,197,000
Total Facilities Budget	\$2,746,000

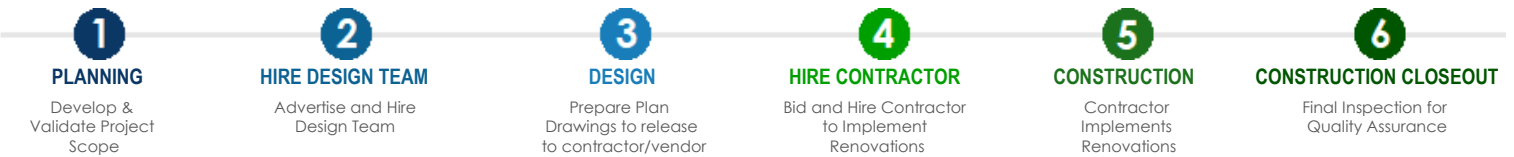
***NOTE** This quarter reflects the Adopted District Educational Facilities Plan total budget as approved by SBBC in September 2019. This budget includes Technology improvements and Musical Instruments Replacements which are not included in this section of the report.
 - All dates are based on calendar year. SMART funded projects are included. Only
 - Projects without expenditures to date may not show up in the "Financially Active Project Detail Schedule".

PRIMARY PROJECTS CURRENT STATUS: Hire Contractor

Primary Renovation: Contractor procurement in progress. Pending advertisement for bid.

School Choice Enhancements: COMPLETED 03/2020 - Voting authorized 4/22/2019. Voting completed 5/2/2019. Playground upgrade to the 3-5 play area, replacing sand areas with PIP completed 7/2/2019. (45) Student Laptops delivered 7/2019. Minor security enhancements in the front office completed 08/2019. Bulletin Boards delivered 09/2019.

SMART Facilities Update By Project



Primary Renovation

Phase: **5% Complete**

SCHEDULE: (Calendar Year)	1: Planning	2: Hire A/E	3: Design	4: Hire Contractor	5: Construction	6: Closeout
Planned	Q1 2018	Q2 2018	Q4 2018	Q3 2019	Q1 2020	Q3 2020 Q4 2020
New Planned	Q1 2018	Q2 2018	Q4 2018	Q1 2020	Q3 2020	Q3 2021 Q3 2021
Actual/Forecast	11/13/2017	12/13/2017	8/8/2018	9/11/2020	Q3 2021	

SCOPE:	BUDGET:
Bldg Envelope Impr. (Roof, Window, Ext Wall, etc.)	\$1,077,000
Electrical Improvements	\$253,000
Fire Alarm	\$294,000
Fire Sprinklers	\$846,000
HVAC Improvements	\$176,000

FLAG: S - Project Delayed

COMMENTS:

Reason: Delays have occurred in the design process related to permitting and minor delays during design. Multiple revisions have been required by the design firm in order to achieve a permit. Pending submission of the fourth submission. Remedy: The owner will be enforcing terms of the contract for delays and multiple resubmissions.

Sawgrass Elementary School

SMART Facilities Update by Project Cont.

School Choice Enhancements*

 Phase: **99% Complete**

SCHEDULE:	PH:1 Planning/Design	PH:2 Implement	PH:3 Complete
Planned	Q4 2018	Q2 2019	Q1 2020
Actual	11/2018	05/2019	03/2020

SCOPE:

School Choice Enhancement

BUDGET:

\$100,000

FLAG:
COMMENTS:

All items approved by voting process have been delivered and installed. School is determining how to spend the remaining funding from the contingency portion of the SCEP funding.

*SCEP projects follows a three-phase design process that begins with planning/design, followed by implementation and finally completion when all items have been delivered and installed.



Sawgrass Springs Middle School

12500 W SAMPLE ROAD, CORAL SPRINGS 33065

Location Num	3431
Board District	4
Board Member	Lori Alhadeff
ADEFP Budget*	\$6,984,975
Total Facilities Budget	\$6,423,975

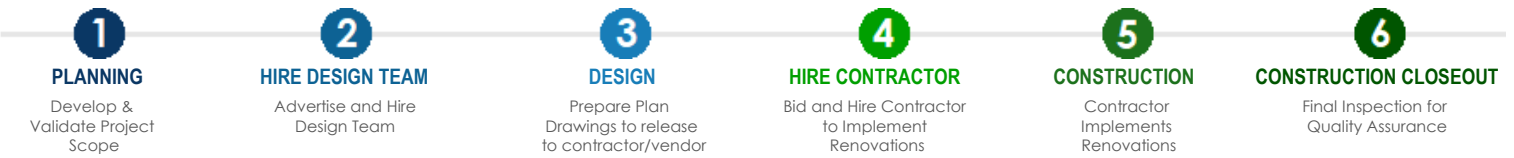
***NOTE** This quarter reflects the Adopted District Educational Facilities Plan total budget as approved by SBBC in September 2019. This budget includes Technology improvements and Musical Instruments Replacements which are not included in this section of the report.
 - All dates are based on calendar year. SMART funded projects are included. Only
 - Projects without expenditures to date may not show up in the "Financially Active Project Detail Schedule".

PRIMARY PROJECTS CURRENT STATUS: Hire Contractor

Primary Renovation: Contractor procurement in progress. Pending revision to construction documents related to roofing details prior to bid advertisement.

School Choice Enhancements: COMPLETED 11/2017: Voting completed on 4/3/17. Laptops delivered 07/2017. TV production sound system delivered 11/2017.

SMART Facilities Update By Project



Primary Renovation

Phase: **5% Complete**

SCHEDULE: (Calendar Year)	1: Planning	2: Hire A/E	3: Design	4: Hire Contractor	5: Construction	6: Closeout
Planned	Q3 2016	Q4 2016	Q2 2017	Q1 2018	Q3 2018	Q4 2019 Q4 2019
New Planned	Q3 2016	Q4 2016	Q2 2017	Q1 2019	Q2 2019	Q4 2020 Q4 2020
Actual/Forecast	9/2/2016	10/18/2016	4/25/2017	4/16/2019	Q1 2021	

SCOPE:	BUDGET:
ADA Restroom	\$437,975
Bldg Envelope Impr. (Roof, Window, Ext Wall, etc.)	\$2,876,000
Fire Alarm	\$420,000
Fire Sprinklers	\$13,000
HVAC Improvements	\$2,577,000

FLAG: S - Project Delayed

COMMENTS:

Reason: Delays have occurred during the bid and award phase due to the required roofing reality check. The purpose of the reality check is to identify opportunities for cost and scope efficiencies. Remedy: The roofing reality check has been completed. Pending revision to construction documents related to roofing details prior to bid advertisement.

Sawgrass Springs Middle School

SMART Facilities Update by Project Cont.

School Choice Enhancements*

 Phase: **100%** Complete

SCHEDULE:	PH:1 Planning/Design	PH:2 Implement	PH:3 Complete
Planned	Q4 2016	Q2 2017	Q4 2017
Actual	12/2016	04/2017	11/2017

SCOPE:

School Choice Enhancement

BUDGET:

\$100,000

FLAG:
COMMENTS:

*SCEP projects follows a three-phase design process that begins with planning/design, followed by implementation and finally completion when all items have been delivered and installed.



Sea Castle Elementary School

9600 MIRAMAR BOULEVARD, MIRAMAR 33025

Location Num	2871
Board District	2
Board Member	Patricia Good
ADEFP Budget*	\$4,768,154
Total Facilities Budget	\$4,419,154

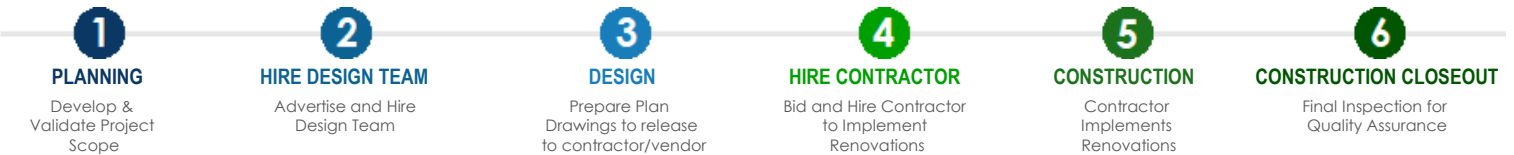
***NOTE** This quarter reflects the Adopted District Educational Facilities Plan total budget as approved by SBBC in September 2019. This budget includes Technology improvements and Musical Instruments Replacements which are not included in this section of the report.
 - All dates are based on calendar year. SMART funded projects are included. Only
 - Projects without expenditures to date may not show up in the "Financially Active Project Detail Schedule".

PRIMARY PROJECTS CURRENT STATUS: **Construction**

Primary Renovation: Construction in progress. Roofing of Building 80 is complete. ADA chairlift installation in progress. Underground trenching for fire alarm installation is complete. Fire Alarm installation is pending additional shop drawing approval. HVAC work is nearing completion in Building 6. Building 5 HVAC is in progress.

School Choice Enhancements: COMPLETED 09/2018 - Voting completed in 2015 without OFC's approval. Furniture delivered 4/2017. Office furniture renovation completed 02/2017. Marquee installed 10/2017, and electrical tie-in completed 11/2017. Shade structure completed 11/2017. Science tables, Projector delivered 02/2018. Cafeteria sound system delivered 03/2018. (7) Laptops chargers are delivered 09/2018.

SMART Facilities Update By Project



Primary Renovation

Phase: **50% Complete**

SCHEDULE: (Calendar Year)	1: Planning	2: Hire A/E	3: Design	4: Hire Contractor	5: Construction	6: Closeout
Planned	Q1 2016	Q2 2016	Q4 2016	Q3 2017	Q1 2018	Q1 2019
New Planned	Q1 2016	Q2 2016	Q4 2016	Q1 2019	Q2 2019	Q2 2020
Actual/Forecast	3/9/2016	5/17/2016	12/13/2016	4/30/2019	12/13/2019	3/30/2021

SCOPE:	BUDGET:
ADA Stage Lift	\$118,975
Additional Funding - Board Approved 10/15/19 (JJ-2)	\$1,508,179
Bldg Envelope Impr. (Roof, Window, Ext Wall, etc.)	\$200,000
Fire Alarm	\$252,000
HVAC Improvements	\$1,623,121

FLAG: S - Project Delayed

COMMENTS:
 Original contractual date of substantial completion is 11/12/2020. Project is currently delayed by one month due to additional shop drawing approvals. Delays were experienced during the design phase and the bid and award phase which have not been recovered.

Sea Castle Elementary School

SMART Facilities Update by Project Cont.

Cooling Tower Replacement

 Phase: **100% Complete**

SCHEDULE: (Calendar Year)	1: Planning	2: Hire A/E	3: Design	4: Hire Contractor	5: Construction	6: Closeout
Planned	N/A	N/A	N/A	N/A	N/A	N/A
Actual/Forecast	N/A	N/A	N/A	4/26/2017	6/1/2017	8/1/2017

SCOPE: HVAC Improvements - Cooling Tower Replacement	BUDGET: \$233,000	FLAG: COMMENTS:
--	-----------------------------	----------------------------------

Chiller Replacement

 Phase: **100% Complete**

SCHEDULE: (Calendar Year)	1: Planning	2: Hire A/E	3: Design	4: Hire Contractor	5: Construction	6: Closeout
Planned	N/A	N/A	N/A	N/A	N/A	N/A
Actual/Forecast	N/A	N/A	N/A	N/A	3/1/2017	7/1/2017

SCOPE: HVAC Improvements - Chiller Replacement	BUDGET: \$383,879	FLAG: COMMENTS:
--	-----------------------------	----------------------------------

School Choice Enhancements*

 Phase: **100% Complete**

SCHEDULE:	PH:1 Planning/Design	PH:2 Implement	PH:3 Complete
Planned	Q1 2015	Q2 2017	Q1 2018
Actual	11/2015	04/2017	09/2018

SCOPE: School Choice Enhancement	BUDGET: \$100,000	FLAG: COMMENTS:
--	-----------------------------	----------------------------------

*SCEP projects follows a three-phase design process that begins with planning/design, followed by implementation and finally completion when all items have been delivered and installed.



Seagull Alternative High School

425 SW 28TH STREET, FORT LAUDERDALE 33315

Location Num	0601
Board District	3
Board Member	Heather P. Brinkworth
ADEFP Budget*	\$2,731,082
Total Facilities Budget	\$2,555,082

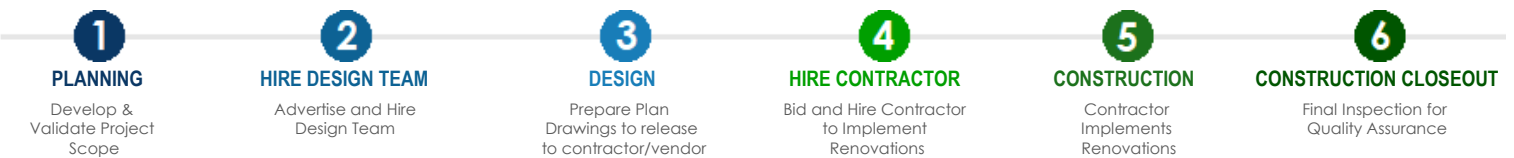
***NOTE** This quarter reflects the Adopted District Educational Facilities Plan total budget as approved by SBBC in September 2019. This budget includes Technology improvements and Musical Instruments Replacements which are not included in this section of the report.
 - All dates are based on calendar year. SMART funded projects are included. Only
 - Projects without expenditures to date may not show up in the "Financially Active Project Detail Schedule".

PRIMARY PROJECTS CURRENT STATUS: **Construction**

Primary Renovation: Construction in progress. Media Center and restroom work has been completed. Fire Alarm installation and HVAC unit replacement is in progress. Roofing submittals is pending approval.

School Choice Enhancements: COMPLETED 02/2020 - Voting completed prior to October 2015. Budget re-evaluated and approved on 10/14/16. Printers delivered 07/2016; laptops delivered 08/2016; two-way radios delivered 03/2017. (350) Chairs delivered 02/2019. Playground upgrades permitted 03/2019; pre-construction meeting held 4/24/2019. Construction completed 7/2019. (16) Lenovo 300e laptops delivered 02/2020.

SMART Facilities Update By Project



Primary Renovation

Phase: **45% Complete**

SCHEDULE: (Calendar Year)	1: Planning	2: Hire A/E	3: Design	4: Hire Contractor	5: Construction	6: Closeout
Planned	Q4 2016	Q4 2016	Q2 2017	Q4 2017	Q2 2018	Q2 2019
New Planned	Q4 2016	Q4 2016	Q2 2017	Q4 2017	Q2 2019	Q2 2020
Actual/Forecast	10/20/2016	10/20/2016	3/30/2017	10/25/2018	4/4/2019	12/30/2020

SCOPE:	BUDGET:
Additional Funding - Board Approved 02/20/19 (JJ-4)	\$1,131,082
Bldg Envelope Impr. (Roof, Window, Ext Wall, etc.)	\$330,000
Fire Alarm	\$252,000
Fire Sprinklers	\$392,000
HVAC Improvements	\$171,000
Media Center improvements	\$179,000

FLAG: S - Project Delayed

COMMENTS:

Original contractual date of substantial completion is 10/30/2019. Delays are being experienced in the start of construction due to roofing submittals required multiple revisions. The roofing sub-permit has not been received. Update: Completion is now anticipated in Q4 2020 with delays continuing regarding the roofing sub-permit.

Seagull Alternative High School

SMART Facilities Update by Project Cont.

School Choice Enhancements*

 Phase: **100%** Complete

SCHEDULE:	PH:1 Planning/Design	PH:2 Implement	PH:3 Complete
Planned	Q1 2015	N/A	Q1 2020
Actual	11/2015	N/A	02/2020

SCOPE:

School Choice Enhancement

BUDGET:

\$100,000

FLAG:
COMMENTS:

*SCEP projects follows a three-phase design process that begins with planning/design, followed by implementation and finally completion when all items have been delivered and installed.



Seminole Middle School

6200 SW 16 STREET, PLANTATION 33317

Location Num	1891
Board District	6
Board Member	Laurie Rich Levinson
ADEFP Budget*	\$5,345,000
Total Facilities Budget	\$4,789,000

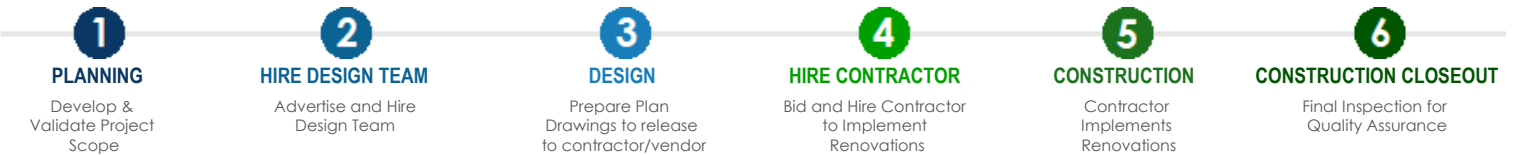
***NOTE** This quarter reflects the Adopted District Educational Facilities Plan total budget as approved by SBBC in September 2019. This budget includes Technology improvements and Musical Instruments Replacements which are not included in this section of the report.
 - All dates are based on calendar year. SMART funded projects are included. Only
 - Projects without expenditures to date may not show up in the "Financially Active Project Detail Schedule".

PRIMARY PROJECTS CURRENT STATUS: Design

Primary Renovation: 100% Construction Documents in review. The construction documents have been submitted for a second review to close out the remaining open comments.

School Choice Enhancements: COMPLETED 10/2018 - Voting authorized 5/9/18 - Voting Completed 06/2018 - Pressure Cleaner (Facilities), Projectors, iPad, Printers, storage Racks, Action Camera, Think Vision Monitor delivered 07/2018. Security enhancement for the Single Point of Entry (electric strikes), Two-way radios, laptops, office furniture (partial), External hard drives delivered 09/2018. Label Printer delivered 10/2018.

SMART Facilities Update By Project



Primary Renovation

Phase: **95% Complete**

SCHEDULE: (Calendar Year)	1: Planning	2: Hire A/E	3: Design	4: Hire Contractor	5: Construction	6: Closeout
Planned	Q3 2017	Q4 2017	Q3 2018	Q1 2019	Q3 2019	Q2 2020
New Planned	Q3 2017	Q4 2017	Q3 2018	Q4 2019	Q3 2020	Q1 2022
Actual/Forecast	5/1/2017	7/20/2017	4/24/2018	Q4 2020		

SCOPE:	BUDGET:
Bldg Envelope Impr. (Roof, Window, Ext Wall, etc.)	\$1,527,000
Fire Alarm	\$461,000
Fire Sprinklers	\$1,101,000
HVAC Improvements	\$1,023,000
Media Center improvements	\$507,000

FLAG: **S - Project Delayed**

COMMENTS:
 Reason: Delays occurred during the design phase. The design firm was delayed in submitting for backcheck review. Final comments are in the process of closeout prior to submitting to the permitting process. Remedy: The owner will be enforcing the terms of the contract for delays.

Track

Phase: **100% Complete**

SCHEDULE: (Calendar Year)	1: Planning	2: Hire A/E	3: Design	4: Hire Contractor	5: Construction	6: Closeout
Planned	N/A	N/A	N/A	N/A	N/A	N/A
Actual/Forecast	N/A	N/A	N/A	N/A	4/5/2016	5/5/2016

SCOPE:	BUDGET:
Track Resurfacing	\$70,000

FLAG:

COMMENTS:

Seminole Middle School

SMART Facilities Update by Project Cont.

School Choice Enhancements*

 Phase: **100%** Complete

SCHEDULE:	PH:1 Planning/Design	PH:2 Implement	PH:3 Complete
Planned	Q4 2017	Q2 2018	Q2 2019
Actual	11/2017	06/2018	10/2018

SCOPE:

School Choice Enhancement

BUDGET:

\$100,000

FLAG:
COMMENTS:

*SCEP projects follows a three-phase design process that begins with planning/design, followed by implementation and finally completion when all items have been delivered and installed.



Sheridan Hills Elementary School

5001 THOMAS STREET, HOLLYWOOD 33021

Location Num	1811
Board District	1
Board Member	Ann Murray
ADEFP Budget*	\$3,564,764
Total Facilities Budget	\$3,331,764

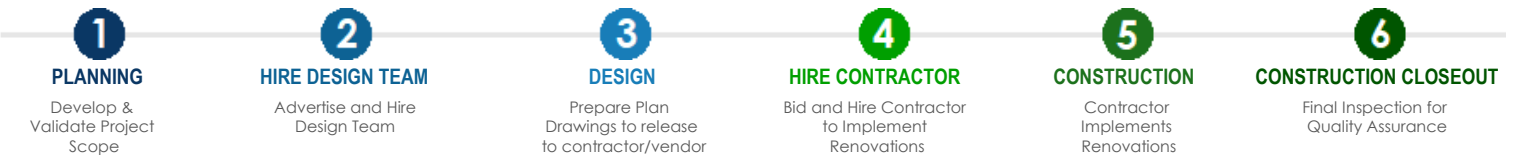
***NOTE** This quarter reflects the Adopted District Educational Facilities Plan total budget as approved by SBBC in September 2019. This budget includes Technology improvements and Musical Instruments Replacements which are not included in this section of the report.
 - All dates are based on calendar year. SMART funded projects are included. Only
 - Projects without expenditures to date may not show up in the "Financially Active Project Detail Schedule".

PRIMARY PROJECTS CURRENT STATUS: Hire Contractor

Primary Renovation: Contractor procurement is in progress. Media Center redesign is being reviewed prior to advertisement for bids.

School Choice Enhancements: COMPLETED 05/2018. Voting completed 10/14/16. Outdoor benches delivered 12/2016; cafeteria tables delivered and installed 01/2017. Upgrade to school offices and music room completed 11/2017. Additional murals and floor mats delivered 03/2018. Outdoor mats delivered 04/2018. Marquee Installed and Functional 05/2018.

SMART Facilities Update By Project



Primary Renovation

Phase: **5% Complete**

SCHEDULE: (Calendar Year)	1: Planning	2: Hire A/E	3: Design	4: Hire Contractor	5: Construction	6: Closeout
Planned	Q1 2016	Q1 2016	Q3 2016	Q4 2017	Q2 2018	Q1 2019
New Planned	Q1 2016	Q1 2016	Q3 2016	Q3 2019	Q1 2020	Q1 2021
Actual/Forecast	1/6/2016	3/15/2016	9/26/2016	5/18/2020	Q1 2021	

SCOPE:	BUDGET:
Bldg Envelope Impr. (Roof, Window, Ext Wall, etc.)	\$1,019,000
Electrical Improvements	\$481,000
Fire Alarm	\$294,000
Fire Sprinklers	\$21,000
HVAC Improvements	\$826,000
Media Center improvements	\$325,000
Safety / Security Upgrade	\$192,000
Safety/ Ventilation	\$73,764

FLAG: S - Project Delayed

COMMENTS:

Reason: Delays have occurred in the permitting process of the design phase. The design firm has required multiple months to resubmit for a second review. Remedy: The owner will be enforcing terms of the contract for delays.

Sheridan Hills Elementary School

SMART Facilities Update by Project Cont.

School Choice Enhancements*

 Phase: **100%** Complete

SCHEDULE:	PH:1 Planning/Design	PH:2 Implement	PH:3 Complete
Planned	Q1 2015	Q4 2016	Q1 2018
Actual	11/2015	10/2016	05/2018

SCOPE:

School Choice Enhancement

BUDGET:

\$100,000

FLAG:
COMMENTS:

*SCEP projects follows a three-phase design process that begins with planning/design, followed by implementation and finally completion when all items have been delivered and installed.



Sheridan Park Elementary School

2310 N 70 TERRACE, HOLLYWOOD 33024

Location Num	1321
Board District	1
Board Member	Ann Murray
ADEFP Budget*	\$3,573,377
Total Facilities Budget	\$3,215,000

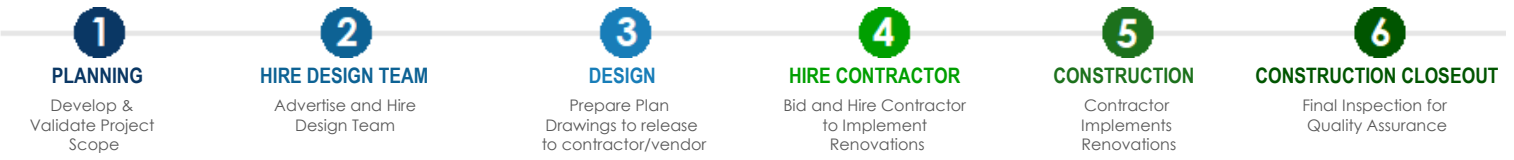
***NOTE** This quarter reflects the Adopted District Educational Facilities Plan total budget as approved by SBBC in September 2019. This budget includes Technology improvements and Musical Instruments Replacements which are not included in this section of the report.
 - All dates are based on calendar year. SMART funded projects are included. Only
 - Projects without expenditures to date may not show up in the "Financially Active Project Detail Schedule".

PRIMARY PROJECTS CURRENT STATUS: Hire Contractor

Primary Renovation: Contractor procurement in progress. Bid advertisement is scheduled for December 2020.

School Choice Enhancements: COMPLETED 03/2020 - Voting authorized 5/14/2019. Voting complete 6/6/2019. Install impact glass in Fish #101 and 101K, Office Furniture, and Carpet Extractor are on order. ID machine, activepanels (Promethean), Poster maker, and (1) desktop, delivered 09/2019. Aiphone and strike have been permitted; target installation TBD. (18) Promethean Boards received 01/2020. PPO replaced the doors in FISH 101 and 101K, and installed the strikes consecutively; and work completed 02/2020. Carpet replacement in the administration area is on order.

SMART Facilities Update By Project



Primary Renovation

Phase: **5% Complete**

SCHEDULE: (Calendar Year)	1: Planning	2: Hire A/E	3: Design	4: Hire Contractor	5: Construction	6: Closeout
Planned	Q4 2017	Q1 2018	Q4 2018	Q2 2019	Q4 2019	Q2 2020
New Planned	Q4 2017	Q1 2018	Q4 2018	Q3 2019	Q2 2020	Q1 2021
Actual/Forecast	6/1/2017	8/30/2017	3/5/2018	1/13/2020	Q1 2021	

SCOPE:	BUDGET:
Bldg Envelope Impr. (Roof, Window, Ext Wall, etc.)	\$1,577,000
Electrical Improvements	\$336,000
Fire Alarm	\$294,000
HVAC Improvements	\$470,000
Media Center improvements	\$365,000
Safety / Security Upgrade	\$73,000

FLAG: S - Project Delayed

COMMENTS:
 Funding Year 1 thru 3 projects are to take priority for advertisement of bid. The project is funded under Year 5 and will be advertised after the funding Year 1 thru 3 projects that are prepared for advertisement.

Sheridan Park Elementary School

SMART Facilities Update by Project Cont.

School Choice Enhancements*

 Phase: **97% Complete**

SCHEDULE:	PH:1 Planning/Design	PH:2 Implement	PH:3 Complete
Planned	Q4 2018	Q2 2019	Q1 2020
Actual	11/2018	06/2019	03/2020

SCOPE:

School Choice Enhancement

BUDGET:

\$100,000

FLAG:
COMMENTS:

All items approved by voting process have been delivered and installed. Additional items are on order with the remaining funding from the contingency portion of the SCEP funding.

*SCEP projects follows a three-phase design process that begins with planning/design, followed by implementation and finally completion when all items have been delivered and installed.



Sheridan Technical College (f.k.a. Sheridan Technical Center)

5400 W SHERIDAN STREET, HOLLYWOOD 33021

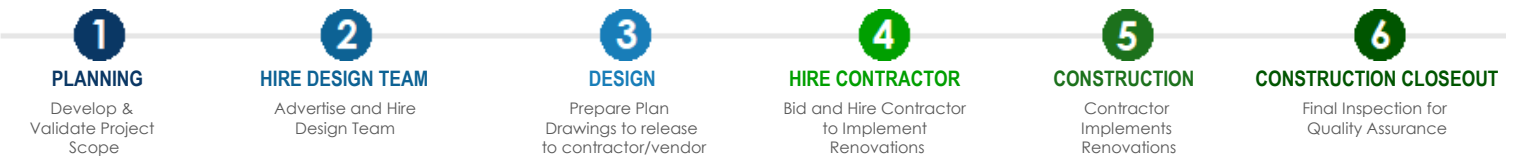
Location Num	1051
Board District	1
Board Member	Ann Murray
ADEFP Budget*	\$8,726,000
Total Facilities Budget	\$7,870,000

***NOTE** This quarter reflects the Adopted District Educational Facilities Plan total budget as approved by SBBC in September 2019. This budget includes Technology improvements and Musical Instruments Replacements which are not included in this section of the report.
 - All dates are based on calendar year. SMART funded projects are included. Only
 - Projects without expenditures to date may not show up in the "Financially Active Project Detail Schedule".

PRIMARY PROJECTS CURRENT STATUS: Design

Primary Renovation: 100% Construction Documents in the permitting process. Building department currently reviewing the third submission.
 School Choice Enhancements: Voting completed 03/2019. Furniture for the registration office is on order.

SMART Facilities Update By Project



Primary Renovation

Phase: **97% Complete**

SCHEDULE: (Calendar Year)	1: Planning	2: Hire A/E	3: Design	4: Hire Contractor	5: Construction	6: Closeout
Planned	Q1 2018	Q2 2018	Q1 2019	Q3 2019	Q2 2020	Q1 2021
New Planned	Q1 2018	Q2 2018	Q1 2019	Q4 2019	Q1 2020	Q3 2021
Actual/Forecast	7/1/2017	9/20/2017	3/6/2018	Q4 2020		

SCOPE:	BUDGET:
Bldg Envelope Impr. (Roof, Window, Ext Wall, etc.)	\$2,731,000
Electrical Improvements	\$393,000
Fire Alarm	\$461,000
Fire Sprinklers	\$179,000
HVAC Improvements	\$3,592,000
Media Center improvements	\$414,000

FLAG: S - Project Delayed

COMMENTS:

Reason: Delays have occurred during design due to multiple submissions to close review comments prior to permit review. Remedy: Comments have been closed and the project has been submitted for permit review. The owner will be enforcing terms of the contract for delays.

Sheridan Technical College (f.k.a. Sheridan Technical Center)

SMART Facilities Update by Project Cont.

School Choice Enhancements*

 Phase: **10% Complete**

SCHEDULE:	PH:1 Planning/Design	PH:2 Implement	PH:3 Complete
Planned	Q4 2018	Q1 2019	TBD
Actual	11/2018	03/2019	TBD

SCOPE:	BUDGET:	FLAG:
School Choice Enhancement	\$100,000	COMMENTS: Planned dates shown as TBD will be provided after all items have been ordered and funds allocated.

*SCEP projects follows a three-phase design process that begins with planning/design, followed by implementation and finally completion when all items have been delivered and installed.



Sheridan Technical High School

3775 SW 16TH STREET, FORT LAUDERDALE 33312

Location Num	1051-1
Board District	3
Board Member	Heather P. Brinkworth
ADEFP Budget*	\$2,210,000
Total Facilities Budget	\$2,170,000

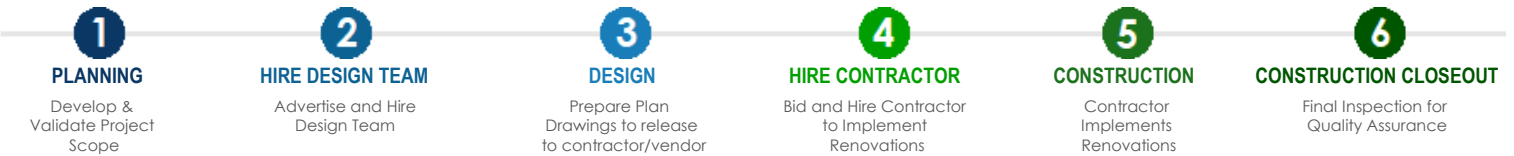
***NOTE** This quarter reflects the Adopted District Educational Facilities Plan total budget as approved by SBBC in September 2019. This budget includes Technology improvements and Musical Instruments Replacements which are not included in this section of the report.
 - All dates are based on calendar year. SMART funded projects are included. Only
 - Projects without expenditures to date may not show up in the "Financially Active Project Detail Schedule".

PRIMARY PROJECTS CURRENT STATUS: Design

Primary Renovation: 30% Design Documents in progress.

School Choice Enhancements: COMPLETED 09/2019 - Voting authorized 5/2/2019. Voting complete 5/10/2019. (115) ThinkPad L390, (115) ThinkPad 15.6 inch backpack delivered 09/2019.

SMART Facilities Update By Project



Primary Renovation

Phase: **25% Complete**

SCHEDULE: (Calendar Year)	1: Planning	2: Hire A/E	3: Design	4: Hire Contractor	5: Construction	6: Closeout
Planned	Q2 2018	Q3 2018	Q1 2019	Q3 2019	Q2 2020	Q4 2020
New Planned	Q2 2018	Q3 2018	Q2 2019	Q3 2020	Q1 2021	Q2 2022
Actual/Forecast	11/13/2017	12/13/2017	6/25/2020	Q2 2021		

SCOPE:	BUDGET:	FLAG: S - Delay Possible
Bldg Envelope Impr. (Roof, Window, Ext Wall, etc.)	\$1,448,000	COMMENTS: Reason: Delays occurred due to additional review of the delivery method and Board approval to perform the project using CMAR services. Remedy: CM Firm has been hired and design is in progress.
HVAC Improvements	\$622,000	

School Choice Enhancements*

Phase: **100% Complete**

SCHEDULE:	PH:1 Planning/Design	PH:2 Implement	PH:3 Complete
Planned	Q4 2018	Q2 2019	Q2 2020
Actual	11/2018	05/2019	09/2019

SCOPE:	BUDGET:	FLAG:
School Choice Enhancement	\$100,000	COMMENTS:

*SCEP projects follows a three-phase design process that begins with planning/design, followed by implementation and finally completion when all items have been delivered and installed.



Silver Lakes Elementary School

2300 SW 173 AVENUE, MIRAMAR 33029

Location Num	3371
Board District	2
Board Member	Patricia Good
ADEFP Budget*	\$2,786,741
Total Facilities Budget	\$2,349,741

***NOTE** This quarter reflects the Adopted District Educational Facilities Plan total budget as approved by SBBC in September 2019. This budget includes Technology improvements and Musical Instruments Replacements which are not included in this section of the report.
 - All dates are based on calendar year. SMART funded projects are included. Only
 - Projects without expenditures to date may not show up in the "Financially Active Project Detail Schedule".

PRIMARY PROJECTS CURRENT STATUS: Complete

Primary Renovation: Construction in progress. Contractor preparing for closeout.

School Choice Enhancements: COMPLETED 01/2020 - Voting completed 10/26/18 - New Prek-2 playground with shade and PIP surfacing permit issued 5/20/2019; Plan Change permitted 07/2019; Permit issued 08/2019. Construction began 09/2019; completed 01/2020.

SMART Facilities Update By Project



Primary Renovation

Phase: **2% Complete**

SCHEDULE: (Calendar Year)	1: Planning	2: Hire A/E	3: Design	4: Hire Contractor	5: Construction	6: Closeout
Planned	Q2 2017	Q2 2017	Q2 2017	Q4 2017	Q3 2018	Q3 2019
New Planned	Q2 2017	Q2 2017	Q2 2017	Q4 2017	Q1 2019	Q3 2019
Actual/Forecast	4/10/2017	4/10/2017	7/11/2017	6/30/2018	5/17/2019	8/14/2020

SCOPE:	BUDGET:	FLAG:
Additional Funding - Board Approved 12/18/18 (JJ-8)	\$1,505,741	COMMENTS:
Bldg Envelope Impr. (Roof, Window, Ext Wall, etc.)	\$588,000	
HVAC Improvements	\$156,000	

School Choice Enhancements*

Phase: **100% Complete**

SCHEDULE:	PH:1 Planning/Design	PH:2 Implement	PH:3 Complete
Planned	Q1 2015	Q4 2018	Q1 2020
Actual	11/2015	10/2018	01/2020

SCOPE:	BUDGET:	FLAG:
School Choice Enhancement	\$100,000	COMMENTS:

*SCEP projects follows a three-phase design process that begins with planning/design, followed by implementation and finally completion when all items have been delivered and installed.



Silver Lakes Middle School

7600 TAM O'SHANTER BOULEVARD, NORTH LAUDERDALE 33068

Location Num	2971
Board District	4
Board Member	Lori Alhadeff
ADEFP Budget*	\$2,931,000
Total Facilities Budget	\$2,250,000

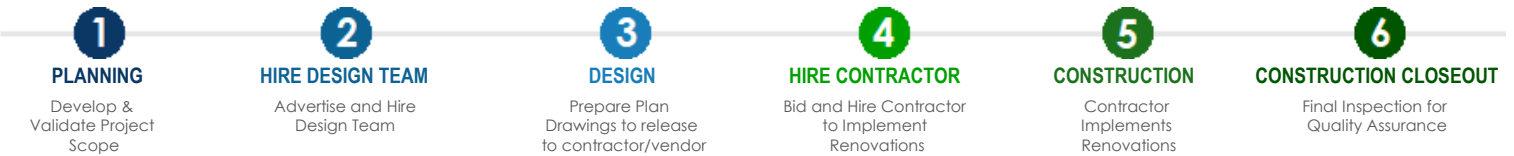
***NOTE** This quarter reflects the Adopted District Educational Facilities Plan total budget as approved by SBBC in September 2019. This budget includes Technology improvements and Musical Instruments Replacements which are not included in this section of the report.
 - All dates are based on calendar year. SMART funded projects are included. Only
 - Projects without expenditures to date may not show up in the "Financially Active Project Detail Schedule".

PRIMARY PROJECTS CURRENT STATUS: Design

Primary Renovation: 50% Construction Documents are in progress.

School Choice Enhancements: Principal's letter initiated 11/30/2018 for Year 5 group. Kick-off meeting has been held. Voting authorized 09/2020.

SMART Facilities Update By Project



Primary Renovation

Phase: **50% Complete**

SCHEDULE: (Calendar Year)	1: Planning	2: Hire A/E	3: Design	4: Hire Contractor	5: Construction	6: Closeout
Planned	Q1 2018	Q2 2018	Q1 2019	Q3 2019	Q1 2020	Q4 2020 Q1 2021
New Planned	Q1 2018	Q2 2018	Q2 2019	Q4 2020	Q3 2021	Q3 2022 Q4 2022
Actual/Forecast	9/28/2017	6/27/2018	6/7/2020	Q2 2021		

SCOPE:	BUDGET:
Bldg Envelope Impr. (Roof, Window, Ext Wall, etc.)	\$1,021,000
Fire Sprinklers	\$999,000
Media Center improvements	\$130,000

FLAG: S - Delay Possible

COMMENTS:
 Reason: Delays occurred due to additional review of the delivery method and Board approval to perform the project using CMAR services. Remedy: Authorization to Proceed has been executed and the design has begun.

Silver Lakes Middle School

SMART Facilities Update by Project Cont.

School Choice Enhancements*

 Phase: **75% Complete**

SCHEDULE:	PH:1 Planning/Design	PH:2 Implement	PH:3 Complete
Planned	Q4 2018	TBD	TBD
Actual	11/2018		

SCOPE:	BUDGET:	FLAG:
School Choice Enhancement	\$100,000	COMMENTS: Planned date for Implementation phase shown as TBD will be provided after voting process has been completed by the school community.

*SCEP projects follows a three-phase design process that begins with planning/design, followed by implementation and finally completion when all items have been delivered and installed.



Silver Palms Elementary School

1209 NW 155 AVENUE, PEMBROKE PINES 33028

Location Num	3491
Board District	2
Board Member	Patricia Good
ADEFP Budget*	\$1,876,000
Total Facilities Budget	\$1,443,000

***NOTE** This quarter reflects the Adopted District Educational Facilities Plan total budget as approved by SBBC in September 2019. This budget includes Technology improvements and Musical Instruments Replacements which are not included in this section of the report.

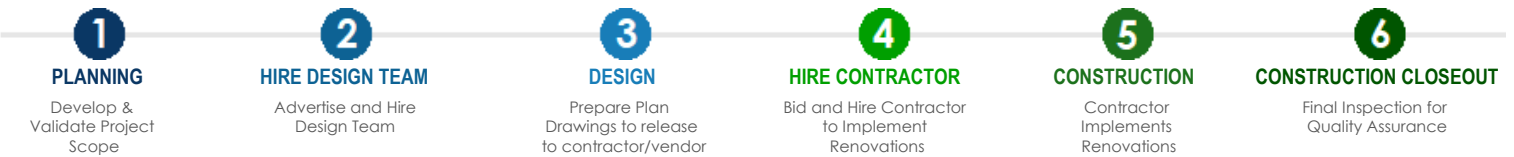
- All dates are based on calendar year. SMART funded projects are included. Only
- Projects without expenditures to date may not show up in the "Financially Active Project Detail Schedule".

PRIMARY PROJECTS CURRENT STATUS: Hire Contractor

Primary Renovation: Contractor procurement in progress. Bid advertisement is pending revisions to the bid schedule.

School Choice Enhancements: Kick-off meeting held during SAC on 2/20/2019. Voting authorized 5/8/2019. Voting completed 5/20/2019. Retrofitting the existing marquee to a digital marquee, school beautification, Media Center / School Improvements furniture delivered 06/2020.

SMART Facilities Update By Project



Primary Renovation

Phase: **5% Complete**

SCHEDULE: (Calendar Year)	1: Planning	2: Hire A/E	3: Design	4: Hire Contractor	5: Construction	6: Closeout
Planned	Q2 2018	Q3 2018	Q2 2019	Q4 2019	Q2 2020	Q1 2021
New Planned	Q2 2018	Q3 2018	Q2 2019	Q4 2019	Q2 2020	Q1 2021
Actual/Forecast	9/28/2017	2/6/2018	8/1/2018	11/20/2019	Q2 2021	

SCOPE:	BUDGET:
Bldg Envelope Impr. (Roof, Window, Ext Wall, etc.)	\$1,337,000
PE/Athletic Improvements	\$6,000

FLAG: S - Project Delayed

COMMENTS:

Funding Year 1 thru 3 projects are to take priority for advertisement of bid. The project is funded under Year 5 and will be advertised after the funding Year 1 thru 3 projects that are prepared for advertisement.

Silver Palms Elementary School

SMART Facilities Update by Project Cont.

School Choice Enhancements*

 Phase: **15%** Complete

SCHEDULE:	PH:1 Planning/Design	PH:2 Implement	PH:3 Complete
Planned	Q4 2018	Q2 2019	TBD
Actual	11/2018	05/2019	TBD

SCOPE:	BUDGET:	FLAG:
School Choice Enhancement	\$100,000	COMMENTS: Planned dates shown as TBD will be provided after all items have been ordered and funds allocated.

*SCEP projects follows a three-phase design process that begins with planning/design, followed by implementation and finally completion when all items have been delivered and installed.



Silver Ridge Elementary School

9100 SW 36 STREET, DAVIE 33328

Location Num	3081
Board District	6
Board Member	Laurie Rich Levinson
ADEFP Budget*	\$3,646,700
Total Facilities Budget	\$3,132,700

***NOTE** This quarter reflects the Adopted District Educational Facilities Plan total budget as approved by SBBC in September 2019. This budget includes Technology improvements and Musical Instruments Replacements which are not included in this section of the report.

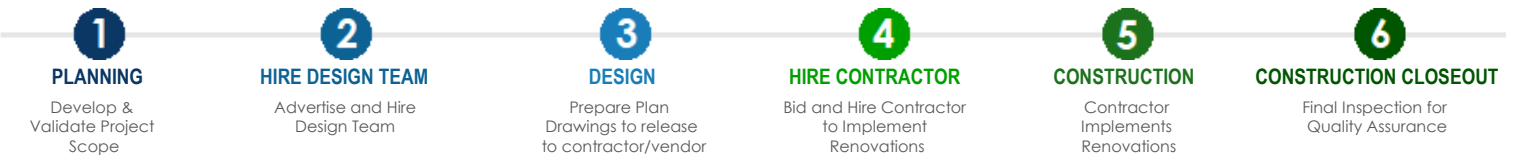
- All dates are based on calendar year. SMART funded projects are included. Only
- Projects without expenditures to date may not show up in the "Financially Active Project Detail Schedule".

PRIMARY PROJECTS CURRENT STATUS: Construction

Primary Renovation: Construction in progress. Final change orders are pending submission.

School Choice Enhancements: COMPLETED 01/2018: Voting completed 3/16/17; Classroom rugs, Pre-K and K tricycles and LCD projector delivered 06/2017. Picnic benches delivered 07/2017. Ellison Pro-Machine, laptops and laptop carts delivered 06/2017. iPad delivered 08/2017. Laptops delivered 11/2017. TV production system delivered 12/2017. Additional laptops delivered 01/2018.

SMART Facilities Update By Project



Primary Renovation

Phase: **95% Complete**

SCHEDULE: (Calendar Year)	1: Planning	2: Hire A/E	3: Design	4: Hire Contractor	5: Construction	6: Closeout
Planned	Q2 2017	Q2 2017	Q1 2018	Q3 2018	Q1 2019	Q1 2020
New Planned	Q2 2017	Q2 2017	Q1 2018	Q2 2019	Q4 2019	Q4 2020
Actual/Forecast	4/14/2017	5/19/2017	12/4/2017	12/17/2018	8/9/2019	12/30/2020

SCOPE:	BUDGET:
Additional Funding - Board Approved 4/9/19 (JJ-2)	\$1,074,700
Bldg Envelope Impr. (Roof, Window, Ext Wall, etc.)	\$207,000
HVAC Improvements	\$1,751,000

FLAG: S - Delay Possible

COMMENTS:

Original contractual date of substantial completion is 5/19/2020. Project has been delayed during construction due to revisions in the scope. The original scope of work included replacement of HVAC units on the interior of the facility. The scope has been revised to include exterior unit replacement.

Silver Ridge Elementary School

SMART Facilities Update by Project Cont.

School Choice Enhancements*

 Phase: **100%** Complete

SCHEDULE:	PH:1 Planning/Design	PH:2 Implement	PH:3 Complete
Planned	Q1 2015	Q1 2017	Q4 2017
Actual	11/2015	03/2017	01/2018

SCOPE:

School Choice Enhancement

BUDGET:

\$100,000

FLAG:
COMMENTS:

*SCEP projects follows a three-phase design process that begins with planning/design, followed by implementation and finally completion when all items have been delivered and installed.



Silver Shores Elementary School

1701 SW 160 AVENUE, MIRAMAR 33027

Location Num	3581
Board District	2
Board Member	Patricia Good
ADEFP Budget*	\$2,610,560
Total Facilities Budget	\$2,365,560

***NOTE** This quarter reflects the Adopted District Educational Facilities Plan total budget as approved by SBBC in September 2019. This budget includes Technology improvements and Musical Instruments Replacements which are not included in this section of the report.
 - All dates are based on calendar year. SMART funded projects are included. Only
 - Projects without expenditures to date may not show up in the "Financially Active Project Detail Schedule".

PRIMARY PROJECTS CURRENT STATUS: Complete

Primary Renovation: Complete.

School Choice Enhancements: COMPLETED 02/2019 - Revoting completed 05/2016. Student laptops delivered 09/2016. Classroom furniture delivered 07/2017. Additional furniture for computer lab and related arts delivered 11/2017. Additional laptops (15) delivered 05/2018. Electric strike and proximity pad installed 06/2018. Shades installation completed 06/2018. Student furniture for the media center delivered 02/2019.

SMART Facilities Update By Project



Primary Renovation

Phase: 100% Complete

SCHEDULE: (Calendar Year)	1: Planning	2: Hire A/E	3: Design	4: Hire Contractor	5: Construction	6: Closeout
Planned	Q4 2016	Q4 2016	Q1 2017	Q3 2017	Q2 2018	Q1 2019
New Planned	Q4 2016	Q4 2016	Q1 2017	Q3 2017	Q1 2019	Q4 2019
Actual/Forecast	12/14/2016	12/14/2016	3/6/2017	8/9/2018	1/17/2019	10/18/2019

SCOPE:	BUDGET:	FLAG:
Additional Funding - Board Approved 12/04/18 (JJ-2)	\$1,231,560	COMMENTS:
Bldg Envelope Impr. (Roof, Window, Ext Wall, etc.)	\$890,000	
HVAC Improvements	\$144,000	

School Choice Enhancements*

Phase: 100% Complete

SCHEDULE:	PH:1 Planning/Design	PH:2 Implement	PH:3 Complete
Planned	Q1 2015	Q2 2016	Q2 2018
Actual	11/2015	05/2016	02/2019

SCOPE:	BUDGET:	FLAG:
School Choice Enhancement	\$100,000	COMMENTS:

*SCEP projects follows a three-phase design process that begins with planning/design, followed by implementation and finally completion when all items have been delivered and installed.



Silver Trail Middle School

18300 SHERIDAN STREET, PEMBROKE PINES 33331

Location Num	3331
Board District	2
Board Member	Patricia Good
ADEFP Budget*	\$7,653,150
Total Facilities Budget	\$6,908,150

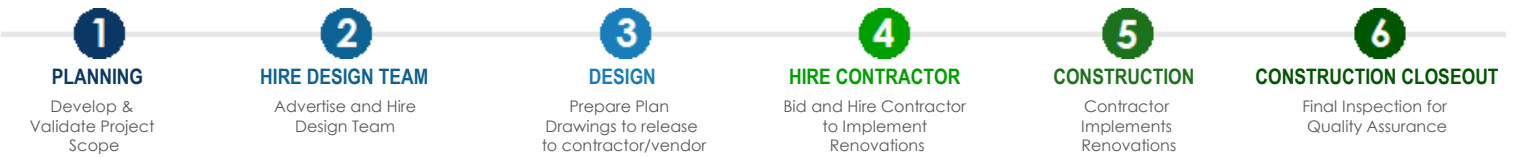
***NOTE** This quarter reflects the Adopted District Educational Facilities Plan total budget as approved by SBBC in September 2019. This budget includes Technology improvements and Musical Instruments Replacements which are not included in this section of the report.
 - All dates are based on calendar year. SMART funded projects are included. Only
 - Projects without expenditures to date may not show up in the "Financially Active Project Detail Schedule".

PRIMARY PROJECTS CURRENT STATUS: **Construction**

Primary Renovation: Construction in progress. HVAC and roofing work is nearing completion. Pending final Test and Balance comment closure and final roofing inspections.

School Choice Enhancements: COMPLETED 11/2018- Voting completed 7/22/16. Furniture for common areas delivered 09/2016 and 04/2017 respectively. Student computers delivered 01/2017. Digital marquee structural, electrical and training completed 11/2018.

SMART Facilities Update By Project



Primary Renovation

Phase: **99% Complete**

SCHEDULE: (Calendar Year)	1: Planning	2: Hire A/E	3: Design	4: Hire Contractor	5: Construction	6: Closeout
Planned	Q1 2016	Q2 2016	Q4 2016	Q3 2017	Q4 2017	Q4 2018 Q1 2019
New Planned	Q1 2016	Q2 2016	Q4 2016	Q3 2017	Q4 2017	Q3 2019 Q4 2019
Actual/Forecast	1/26/2016	4/5/2016	10/26/2016	6/6/2018	8/28/2018	10/22/2020

SCOPE:	BUDGET:
Additional Funding - Board Approved 07/24/18 (JJ-2)	\$1,781,150
HVAC Improvements	\$1,446,000
Re-roofing of existing Buildings #1 and part of #2	\$2,976,000

FLAG: **S - Project Delayed**

COMMENTS:
 Original contractual date of substantial completion is 9/20/2019. Reason: Delays from design and bid and award have not been recovered. Currently experiencing additional delays during construction due to roofing sub-contract performance and schedule adherence. Remedy: A recovery schedule has been issued by the contractor and they are on track to meet the recovery schedule.

Roofing

Phase: **100% Complete**

SCHEDULE: (Calendar Year)	1: Planning	2: Hire A/E	3: Design	4: Hire Contractor	5: Construction	6: Closeout
Planned	N/A	N/A	N/A	N/A	N/A	N/A N/A
Actual/Forecast	N/A	N/A	N/A	N/A	N/A	5/25/2015 11/29/2016

SCOPE:	BUDGET:
Emergency Re-roofing (Bldg 2 section C & D)	\$605,000

FLAG:

COMMENTS:

Silver Trail Middle School

SMART Facilities Update by Project Cont.

School Choice Enhancements*

 Phase: **100%** Complete

SCHEDULE:	PH:1 Planning/Design	PH:2 Implement	PH:3 Complete
Planned	Q1 2015	Q3 2016	Q2 2018
Actual	11/2015	07/2016	11/2018

SCOPE:	BUDGET:	FLAG:
School Choice Enhancement	\$100,000	COMMENTS: <div style="border: 1px solid black; height: 30px; width: 100%;"></div>

*SCEP projects follows a three-phase design process that begins with planning/design, followed by implementation and finally completion when all items have been delivered and installed.



South Broward High School

1901 N FEDERAL HIGHWAY, HOLLYWOOD 33020

Location Num	0171
Board District	1
Board Member	Ann Murray
ADEFP Budget*	\$11,318,100
Total Facilities Budget	\$10,716,100

***NOTE** This quarter reflects the Adopted District Educational Facilities Plan total budget as approved by SBBC in September 2019. This budget includes Technology improvements and Musical Instruments Replacements which are not included in this section of the report.

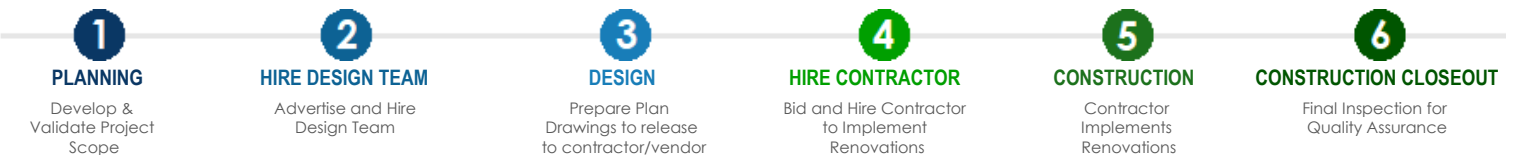
- All dates are based on calendar year. SMART funded projects are included. Only
- Projects without expenditures to date may not show up in the "Financially Active Project Detail Schedule".

PRIMARY PROJECTS CURRENT STATUS: Hire Contractor

Primary Renovation: Contractor procurement in progress. Notice to Proceed is pending execution.

School Choice Enhancements: COMPLETED 07/2019 - Voting completed 1/26/2018. Projectors delivered 05/2018. Auditorium sound system delivered and installed 06/2018. Projectors received 04/2019. Installation completed 7/2019.

SMART Facilities Update By Project



Primary Renovation

Phase: **80% Complete**

SCHEDULE: (Calendar Year)	1: Planning	2: Hire A/E	3: Design	4: Hire Contractor	5: Construction	6: Closeout
Planned	Q3 2016	Q4 2016	Q2 2017	Q1 2018	Q3 2018	Q4 2019 / Q1 2020
New Planned	Q3 2016	Q4 2016	Q2 2017	Q1 2019	Q3 2019	Q4 2020 / Q1 2021
Actual/Forecast	8/22/2016	10/18/2016	4/3/2017	9/5/2019	Q4 2020	

SCOPE:	BUDGET:
ADA renovations related to educational adequacy	\$25,000
Additional Funding - Board Approved 8/19/20 (JJ-1)	\$4,813,100
Bldg Envelope Impr. (Roof, Window, Ext Wall, etc.)	\$2,290,000
Electrical Improvements	\$1,498,000
Fire Sprinklers	\$48,000
HVAC Improvements	\$1,117,000
Safety / Security Upgrade	\$242,000
STEM Lab improvements	\$462,000

FLAG: SB - Project Delayed

COMMENTS:

Reason: Delays have occurred during the design phase related to an above average number of submissions for permit review prior to receiving an LOR. Additional delays have occurred during bid and award due to the required roofing reality check. The purpose of the reality check is to identify opportunities for cost and scope efficiencies. Remedy: The Letter of Recommendation for Permit has been received and the project is ready for bid advertisement. Funding Year 1 and 2 projects are to take priority for advertisement of bid. The project is funded under Year 3 and has been advertised after the funding Year 1 and 2 projects were advertised. Budget: Additional funding of \$4,813,100 was approved by the Board on 8/19/2020 in conjunction with the approval to award the construction agreement for the project.

South Broward High School

SMART Facilities Update by Project Cont.

Weight Room

 Phase: **100%** Complete

SCHEDULE: (Calendar Year)	1: Planning	2: Hire A/E	3: Design	4: Hire Contractor	5: Construction	6: Closeout
Planned	Q2 2017	Q2 2017	Q3 2017	Q3 2017	Q3 2017	Q4 2017
Actual/Forecast	5/4/2017	5/11/2017	7/13/2017	9/13/2017	1/5/2018	2/23/2018

SCOPE: Weight Room Renovation	BUDGET: \$121,000	FLAG: COMMENTS:
---	-----------------------------	----------------------------------

School Choice Enhancements*

 Phase: **100%** Complete

SCHEDULE:	PH:1 Planning/Design	PH:2 Implement	PH:3 Complete
Planned	Q4 2016	Q1 2018	Q3 2018
Actual	12/2016	01/2018	07/2019

SCOPE: School Choice Enhancement	BUDGET: \$100,000	FLAG: COMMENTS:
--	-----------------------------	----------------------------------

*SCEP projects follows a three-phase design process that begins with planning/design, followed by implementation and finally completion when all items have been delivered and installed.



South Plantation High School

1300 PALADIN WAY, PLANTATION 33317

Location Num	2351
Board District	6
Board Member	Laurie Rich Levinson
ADEFP Budget*	\$5,960,000
Total Facilities Budget	\$4,618,000

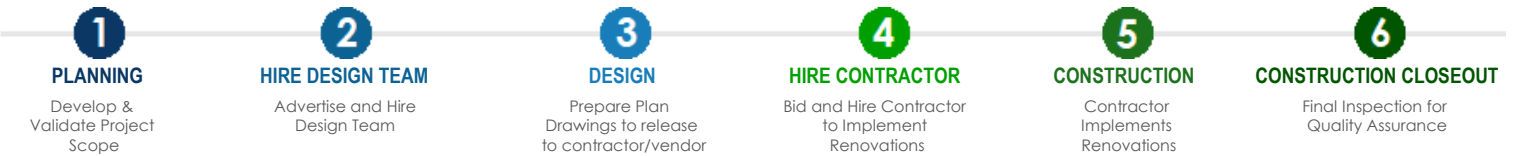
***NOTE** This quarter reflects the Adopted District Educational Facilities Plan total budget as approved by SBBC in September 2019. This budget includes Technology improvements and Musical Instruments Replacements which are not included in this section of the report.
 - All dates are based on calendar year. SMART funded projects are included. Only
 - Projects without expenditures to date may not show up in the "Financially Active Project Detail Schedule".

PRIMARY PROJECTS CURRENT STATUS: Design

Primary Renovation: 100% Construction Documents in review. Pending design descoping of the HVAC scope prior to submitting for Permit review.

School Choice Enhancements: Kick-off meeting held during SAC on 1/8/2019. Voting completed 09/2020. Coordinating proposals.

SMART Facilities Update By Project



Primary Renovation

Phase: **93% Complete**

SCHEDULE: (Calendar Year)	1: Planning	2: Hire A/E	3: Design	4: Hire Contractor	5: Construction	6: Closeout
Planned	Q1 2018	Q2 2018	Q4 2018	Q3 2019	Q1 2020	Q3 2020
New Planned	Q1 2018	Q2 2018	Q4 2018	Q4 2019	Q3 2020	Q1 2022
Actual/Forecast	8/1/2017	10/6/2017	5/3/2018	Q1 2021		

SCOPE:	BUDGET:
Bldg Envelope Impr. (Roof, Window, Ext Wall, etc.)	\$516,000
Electrical Improvements	\$510,000
Fire Sprinklers	\$790,000
Media Center improvements	\$830,000
STEM Lab improvements	\$787,000

FLAG: S - Project Delayed

COMMENTS:
 Reason: Delays have occurred during the design phase of the project. The design firm is past their design schedule on the project. Remedy: HVAC scope was removed from the Primary Renovation. Design firm is preparing to submit the Primary Renovation for permit review without the HVAC scope.

HVAC Improvements

Phase: **95% Complete**

SCHEDULE: (Calendar Year)	1: Planning	2: Hire A/E	3: Design	4: Hire Contractor	5: Construction	6: Closeout
Planned	N/A	N/A	N/A	N/A	N/A	N/A
New Planned	Q1 2020	Q1 2020	Q2 2020	Q4 2020	Q1 2021	Q2 2021
Actual/Forecast	3/5/2020	3/5/2020	5/6/2020	Q4 2020		

SCOPE:	BUDGET:
HVAC Improvements	\$964,000

FLAG: S - Delay Possible

COMMENTS:
 HVAC scope of work project is delayed due to the descoping from the Primary Renovation.

South Plantation High School

SMART Facilities Update by Project Cont.

Weight Room

 Phase: **100% Complete**

SCHEDULE: (Calendar Year)	1: Planning	2: Hire A/E	3: Design	4: Hire Contractor	5: Construction	6: Closeout
Planned	Q4 2017	Q4 2017	Q4 2017	Q2 2018	Q2 2018	Q3 2018
Actual/Forecast	1/1/2018	1/8/2018	2/5/2018	4/17/2018	4/25/2018	9/21/2018

SCOPE: Weight Room Renovation	BUDGET: \$121,000	FLAG: COMMENTS:
---	-----------------------------	----------------------------------

School Choice Enhancements*

 Phase: **10% Complete**

SCHEDULE:	PH:1 Planning/Design	PH:2 Implement	PH:3 Complete
Planned	Q4 2018	Q3 2020	TBD
Actual	11/2018	09/2020	TBD

SCOPE: School Choice Enhancement	BUDGET: \$100,000	FLAG: COMMENTS: Planned dates shown as TBD will be provided after all items have been ordered and funds allocated.
--	-----------------------------	--

*SCEP projects follows a three-phase design process that begins with planning/design, followed by implementation and finally completion when all items have been delivered and installed.



Stephen Foster Elementary School

3471 SW 22 STREET, FORT LAUDERDALE 33312

Location Num	0921
Board District	3
Board Member	Heather P. Brinkworth
ADEFP Budget*	\$2,620,000
Total Facilities Budget	\$2,439,000

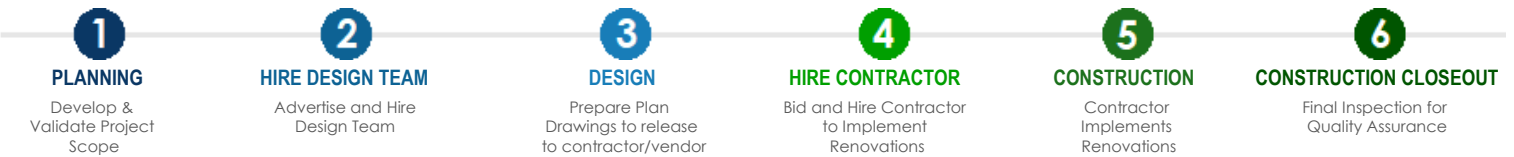
***NOTE** This quarter reflects the Adopted District Educational Facilities Plan total budget as approved by SBBC in September 2019. This budget includes Technology improvements and Musical Instruments Replacements which are not included in this section of the report.
 - All dates are based on calendar year. SMART funded projects are included. Only
 - Projects without expenditures to date may not show up in the "Financially Active Project Detail Schedule".

PRIMARY PROJECTS CURRENT STATUS: Hire Contractor

Primary Renovation: Contractor procurement in progress. Bid advertisement is pending revision to the advertisement schedule.

School Choice Enhancements: COMPLETED 08/2020 - Ballot in compliance with District guidelines - Voting authorized 5/13/2019. Voting completed 6/6/2019. COMPLETED 08/2020 - Window wraps, (20) Cafeteria Tables, (20) 10 stool tables are on order. (7) Promethean Boards delivered 08/2019. (40) tables, and walk lines painting delivered 09/2019. Window wraps, (20) cafeteria tables, (20) stool tables, (14) Lenovo 300e, cafeteria painting delivered 10/2019. Carpet replacement in FISH 169, Window Wraps, (15) Conference Chairs on order. Painting of teacher's lounge, 2 bathrooms and 4 doors completed 01/2020. Cafeteria Window Wraps completed 02/2020. Carpet replacement in FISH 169, (15) Conference chairs delivered 12/2019. Stage curtains delivered 04/2020. Aiphone in FISH 101, Submaster in FISH 101A and an electric strike in FISH 101 to be operated by an Aiphone and the Submaster permitted 03/2020, installation completed 08/2020. Carpet replacement in FISH 169 completed 08/2020.

SMART Facilities Update By Project



Primary Renovation

Phase: **5% Complete**

SCHEDULE: (Calendar Year)	1: Planning	2: Hire A/E	3: Design	4: Hire Contractor	5: Construction	6: Closeout
Planned	Q4 2017	Q1 2018	Q4 2018	Q2 2019	Q4 2019	Q2 2020 Q3 2020
New Planned	Q4 2017	Q1 2018	Q4 2018	Q4 2019	Q2 2020	Q2 2021 Q2 2021
Actual/Forecast	6/1/2017	8/30/2017	3/6/2018	7/3/2019	Q2 2021	

SCOPE:	BUDGET:
Bldg Envelope Impr. (Roof, Window, Ext Wall, etc.)	\$829,000
Fire Alarm	\$294,000
HVAC Improvements	\$1,125,000
Media Center improvements	\$91,000

FLAG: S - Project Delayed

COMMENTS:

Funding Year 1 thru 3 projects are to take priority for advertisement of bid. The project is funded under Year 5 and will be advertised after the funding Year 1 thru 3 projects that are prepared for advertisement. Correction: The project percent complete has been reduced to 5% to reflect not being in bid advertisement.

Stephen Foster Elementary School

SMART Facilities Update by Project Cont.

School Choice Enhancements*

 Phase: **98%** Complete

SCHEDULE:	PH:1 Planning/Design	PH:2 Implement	PH:3 Complete
Planned	Q4 2018	Q2 2019	Q3 2020
Actual	11/2018	06/2019	08/2020

SCOPE:	BUDGET:	FLAG:
School Choice Enhancement	\$100,000	COMMENTS: <div style="border: 1px solid black; height: 30px; width: 100%;"></div>

*SCEP projects follows a three-phase design process that begins with planning/design, followed by implementation and finally completion when all items have been delivered and installed.



Stirling Elementary School

5500 STIRLING ROAD, HOLLYWOOD 33021

Location Num	0691
Board District	1
Board Member	Ann Murray
ADEFP Budget*	\$4,808,295
Total Facilities Budget	\$4,476,295

***NOTE** This quarter reflects the Adopted District Educational Facilities Plan total budget as approved by SBBC in September 2019. This budget includes Technology improvements and Musical Instruments Replacements which are not included in this section of the report.

- All dates are based on calendar year. SMART funded projects are included. Only

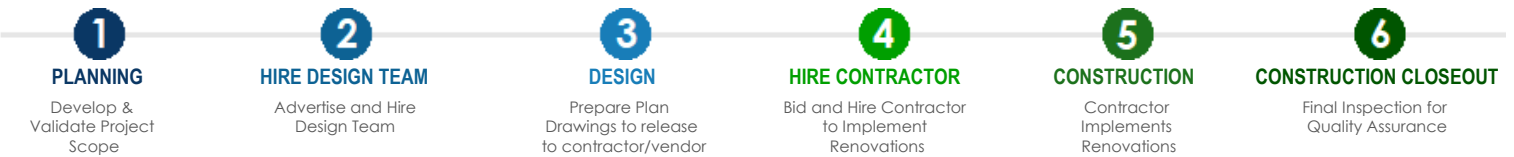
- Projects without expenditures to date may not show up in the "Financially Active Project Detail Schedule".

PRIMARY PROJECTS CURRENT STATUS: Construction

Primary Renovation: Construction in progress. Submittals in progress.

School Choice Enhancements: COMPLETED 8/15/17 - Voting completed 3/30/17. Projector delivered 05/2017. Laptops, Think stations, printers, document cameras, bulletin boards, outdoor picnic tables, and conference room furniture delivered 06/2017. Cafeteria sound system delivered 07/2017. Murals, collaboration tables, furniture for the front office delivered 08/2017.

SMART Facilities Update By Project



Primary Renovation

Phase: **12% Complete**

SCHEDULE: (Calendar Year)	1: Planning	2: Hire A/E	3: Design	4: Hire Contractor	5: Construction	6: Closeout
Planned	Q4 2016	Q4 2016	Q1 2017	Q4 2017	Q2 2018	Q2 2019
New Planned	Q4 2016	Q4 2016	Q1 2017	Q2 2019	Q3 2019	Q3 2020
Actual/Forecast	12/14/2016	12/14/2016	3/15/2017	7/16/2019	3/20/2020	2/22/2021

SCOPE:	BUDGET:
Additional Funding - Board Approved 12/10/19 (JJ-4)	\$2,155,295
Bldg Envelope Impr. (Roof, Window, Ext Wall, etc.)	\$1,457,000
HVAC Improvements	\$764,000

FLAG: S - Delay Possible

COMMENTS:

Original contractual date of substantial completion is 2/16/2021. Project is currently on pace. A three month delay was experienced in the design phase and a two month delay was experienced in bid and award which has not been recovered during construction.

Stirling Elementary School

SMART Facilities Update by Project Cont.

School Choice Enhancements*

 Phase: **100%** Complete

SCHEDULE:	PH:1 Planning/Design	PH:2 Implement	PH:3 Complete
Planned	Q4 2016	Q1 2017	Q3 2017
Actual	12/2016	03/2017	08/2017

SCOPE:

School Choice Enhancement

BUDGET:

\$100,000

FLAG:
COMMENTS:

*SCEP projects follows a three-phase design process that begins with planning/design, followed by implementation and finally completion when all items have been delivered and installed.



Stranahan High School

1800 SW 5 PLACE, FORT LAUDERDALE 33312

Location Num	0211
Board District	3
Board Member	Heather P. Brinkworth
ADEFP Budget*	\$38,328,329
Total Facilities Budget	\$35,687,577

***NOTE** This quarter reflects the Adopted District Educational Facilities Plan total budget as approved by SBBC in September 2019. This budget includes Technology improvements and Musical Instruments Replacements which are not included in this section of the report.

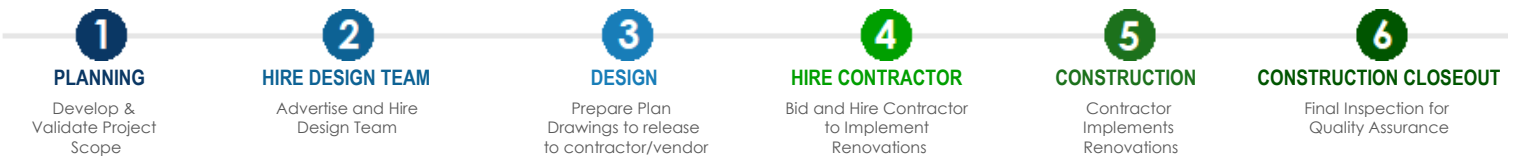
- All dates are based on calendar year. SMART funded projects are included. Only
- Projects without expenditures to date may not show up in the "Financially Active Project Detail Schedule".

PRIMARY PROJECTS CURRENT STATUS: **Construction**

Primary Renovation: Construction in progress. HVAC replacement of the cooling tower and chiller pumps have been completed. HVAC condensing units and air handling unit replacements are in progress. Fire protection and fire alarm replacement are in progress with wire being pulled. Roofing and electrical work in progress. Building 6 scope of work is nearing completion. Media Center improvements have begun.

School Choice Enhancements: Voting completed 12/17/15. (3) 50 inch TVs and outdoor picnic benches with umbrellas delivered and installed on 7/2016. Projectors, document cameras and picnic tables delivered 03/2017. Printers, document cameras and additional picnic benches delivered 05/2017. Scientific calculators delivered 07/2017. Student laptops delivered 09/2017. Column wraps delivered 11/2017. Marquee sign installed and electrical tie-in complete and operational 11/2017. PA system delivered 01/2018. Office Furniture delivered 03/2018. Additional laptops delivered 04/2018. Sisco STAR System IS Machine delivered 06/2020. (25) Laptop 300E delivered 07/2020. (12) High back black mock leather chairs, (1) Boat shaped conference table, (1) Slab table base on order.

SMART Facilities Update By Project



Primary Renovation

Phase: **60% Complete**

SCHEDULE: (Calendar Year)	1: Planning	2: Hire A/E	3: Design	4: Hire Contractor	5: Construction	6: Closeout
Planned	Q4 2015	Q2 2016	Q4 2016	Q3 2017	Q1 2018	Q1 2019
New Planned	Q4 2015	Q2 2016	Q4 2016	Q3 2017	Q1 2018	Q1 2021
Actual/Forecast	9/28/2015	5/3/2016	10/19/2016	8/8/2018	8/31/2018	3/26/2021

SCOPE:	BUDGET:
Additional Funding - Board Approved 04/24/18 (JJ-7)	\$13,710,000
Electrical Improvements	\$1,499,000
Fire Alarm	\$1,164,000
Fire Sprinklers	\$662,000
HVAC Improvements	\$5,352,331
Media Center improvements	\$653,000
Replace non ADA compliant concrete ramps and install aluminum canopies	\$350,000
Roof and loggias replacement	\$3,844,746
STEM Lab improvements	\$1,238,000

FLAG:

COMMENTS:
 Original contractual date of substantial completion is 1/14/2021. Project is currently delayed by 2 months due to pace of work during the health crisis.

Stranahan High School

SMART Facilities Update by Project Cont.

Weight Room

Phase: **100% Complete**

SCHEDULE: (Calendar Year)	1: Planning	2: Hire A/E	3: Design	4: Hire Contractor	5: Construction	6: Closeout
Planned	Q1 2017	Q1 2017	Q2 2017	Q2 2017	Q3 2017	Q3 2017
Actual/Forecast	3/3/2017	3/10/2017	4/3/2017	6/23/2017	7/24/2017	1/9/2018

SCOPE: Weight Room Renovation	BUDGET: \$121,000	FLAG: COMMENTS:
---	-----------------------------	----------------------------------

Track

Phase: **100% Complete**

SCHEDULE: (Calendar Year)	1: Planning	2: Hire A/E	3: Design	4: Hire Contractor	5: Construction	6: Closeout
Planned	N/A	N/A	N/A	N/A	N/A	N/A
Actual/Forecast	N/A	N/A	N/A	N/A	9/12/2016	10/17/2016

SCOPE: Track Resurfacing	BUDGET: \$300,000	FLAG: COMMENTS:
------------------------------------	-----------------------------	----------------------------------

RTU Replacement

Phase: **100% Complete**

SCHEDULE: (Calendar Year)	1: Planning	2: Hire A/E	3: Design	4: Hire Contractor	5: Construction	6: Closeout
Planned	N/A	N/A	N/A	N/A	N/A	N/A
Actual/Forecast	N/A	N/A	N/A	11/8/2016	N/A	1/1/2017

SCOPE: HVAC Improvements - RTU Replacement	BUDGET: \$18,500	FLAG: COMMENTS:
--	----------------------------	----------------------------------

Cafeteria Additions / Renovations

Phase: **85% Complete**

SCHEDULE: (Calendar Year)	1: Planning	2: Hire A/E	3: Design	4: Hire Contractor	5: Construction	6: Closeout
Planned	Q1 2018	Q2 2018	Q4 2018	Q2 2019	Q3 2019	Q3 2020
Actual/Forecast	1/15/2018	4/12/2018	8/13/2018	Q1 2021		Q3 2020

SCOPE: Cafeteria Additions / Renovations	BUDGET: \$5,475,000	FLAG: S - Project Delayed COMMENTS:
Electrical Improvements - Cafeteria	\$13,000	Reason: The project 50% construction documents have been estimated to be over budget. The project is to be redesigned to budget. The design firm is currently requesting additional fees. Remedy: Negotiations have been held with the design firm regarding additional fees. 100% construction documents are in review.
Fire Alarm - Cafeteria	\$10,000	
HVAC Improvements - Cafeteria	\$834,000	
Roof and loggias replacement - Cafeteria	\$343,000	

Stranahan High School

SMART Facilities Update by Project Cont.

School Choice Enhancements*

 Phase: **93% Complete**

SCHEDULE:	PH:1 Planning/Design	PH:2 Implement	PH:3 Complete
Planned	Q1 2015	Q4 2015	TBD
Actual	11/2015	12/2015	TBD

SCOPE:	BUDGET:	FLAG:
School Choice Enhancement	\$100,000	COMMENTS: Planned dates shown as TBD will be provided after all items have been ordered and funds allocated.

*SCEP projects follows a three-phase design process that begins with planning/design, followed by implementation and finally completion when all items have been delivered and installed.



Sunland Park Academy

919 NW 13 AVENUE, FORT LAUDERDALE 33311

Location Num	0611
Board District	5
Board Member	Dr. Rosalind Osgood
ADEFP Budget*	\$1,584,100
Total Facilities Budget	\$1,479,100

***NOTE** This quarter reflects the Adopted District Educational Facilities Plan total budget as approved by SBBC in September 2019. This budget includes Technology improvements and Musical Instruments Replacements which are not included in this section of the report.

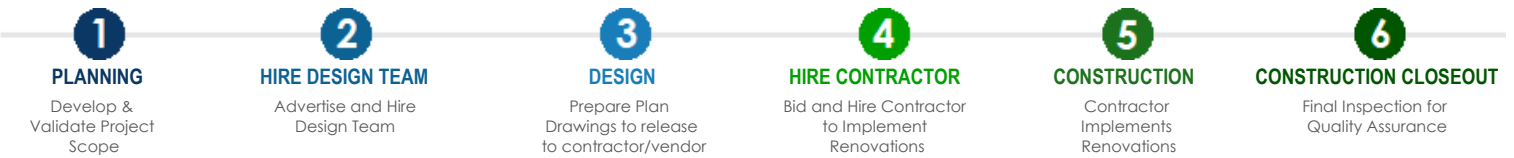
- All dates are based on calendar year. SMART funded projects are included. Only
- Projects without expenditures to date may not show up in the "Financially Active Project Detail Schedule".

PRIMARY PROJECTS CURRENT STATUS: **Construction**

Primary Renovation: Construction in progress. Roofing work complete with the Fire Alarm in progress. Roofing final inspections have been completed.

School Choice Enhancements: COMPLETED 01/26/2018 -Voting completed 1/27/17; Document cameras, student laptops and projectors delivered 03/2017. Laminator delivered 01/2018. Laptops, and DVD Burners delivered 01/2018. Due to adjustments in previous Pos, (10) Lenovo laptop adaptors were delivered 11/2019.

SMART Facilities Update By Project



Primary Renovation

Phase: **93% Complete**

SCHEDULE: (Calendar Year)	1: Planning	2: Hire A/E	3: Design	4: Hire Contractor	5: Construction	6: Closeout
Planned	Q4 2016	Q4 2016	Q2 2017	Q3 2017	Q2 2018	Q1 2019
New Planned	Q4 2016	Q4 2016	Q2 2017	Q1 2019	Q2 2019	Q2 2020
Actual/Forecast	11/7/2016	11/7/2016	4/3/2017	2/1/2019	7/29/2019	2/28/2021

SCOPE:	BUDGET:
Additional Funding - Board Approved 06/11/19 (JJ-3)	\$881,100
Bldg Envelope Impr. (Roof, Window, Ext Wall, etc.)	\$204,000
Fire Alarm	\$294,000

FLAG: S - Project Delayed

COMMENTS:

Original contractual date of substantial completion is 7/29/2020. The project is delayed by 7 months due to fire alarm installation delays and lack of pace of construction during the health crisis. A one month delay occurred during the design phase which has not been recovered.

Sunland Park Academy

SMART Facilities Update by Project Cont.

School Choice Enhancements*

 Phase: **100%** Complete

SCHEDULE:	PH:1 Planning/Design	PH:2 Implement	PH:3 Complete
Planned	Q1 2015	Q1 2017	Q4 2017
Actual	11/2015	01/2017	01/2018

SCOPE:	BUDGET:	FLAG:
School Choice Enhancement	\$100,000	COMMENTS: <div style="border: 1px solid black; height: 30px; width: 100%;"></div>

*SCEP projects follows a three-phase design process that begins with planning/design, followed by implementation and finally completion when all items have been delivered and installed.



Sunrise Middle School

1750 NE 14 STREET, FORT LAUDERDALE 33304

Location Num	0251
Board District	3
Board Member	Heather P. Brinkworth
ADEFP Budget*	\$7,173,050
Total Facilities Budget	\$6,756,050

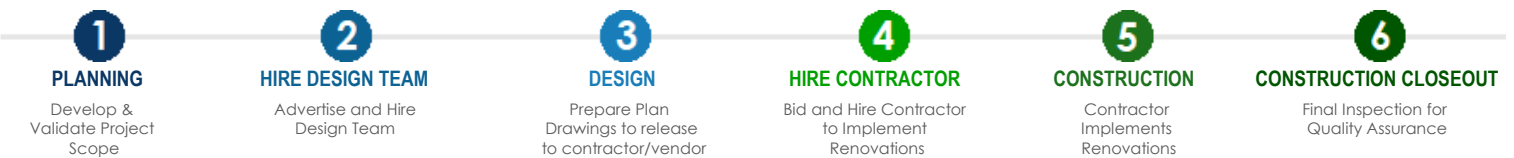
***NOTE** This quarter reflects the Adopted District Educational Facilities Plan total budget as approved by SBBC in September 2019. This budget includes Technology improvements and Musical Instruments Replacements which are not included in this section of the report.
 - All dates are based on calendar year. SMART funded projects are included. Only
 - Projects without expenditures to date may not show up in the "Financially Active Project Detail Schedule".

PRIMARY PROJECTS CURRENT STATUS: **Construction**

Primary Renovation: Construction is in progress. Roofing renovations are in progress. HVAC work in Building 4 is complete. HVAC work in Building 1 is progress.

School Choice Enhancements: COMPLETED 03/2020 - Voting completed 11/10/16. Projectors and two-way radios delivered 05/2017. Cafeteria sound system delivered and installed 02/2018. Outdoor benches completed 10/2018. Marquee permitted 12/2018; installation completed 01/2019. Fabric awning at the cafeteria entrance has been permitted; installation anticipated 10/2019. (10) Guest Leather Chairs delivered 08/2020.

SMART Facilities Update By Project



Primary Renovation

Phase: **80% Complete**

SCHEDULE: (Calendar Year)	1: Planning	2: Hire A/E	3: Design	4: Hire Contractor	5: Construction	6: Closeout
Planned	Q3 2016	Q3 2016	Q2 2017	Q4 2017	Q3 2018	Q3 2019
New Planned	Q3 2016	Q3 2016	Q2 2017	Q1 2019	Q2 2019	Q4 2020
Actual/Forecast	8/12/2016	9/20/2016	4/3/2017	2/20/2019	11/22/2019	2/26/2021

SCOPE:	BUDGET:
Additional Funding - Board Approved 10/2/19 (JJ-1)	\$3,950,050
Bldg Envelope Impr. (Roof, Window, Ext Wall, etc.)	\$2,071,000
Electrical Improvements	\$424,000
Fire Sprinklers	\$12,000
HVAC Improvements	\$118,000
Safety / Security Upgrade	\$81,000

FLAG: S - Delay Possible

COMMENTS:

Original contractual date of substantial completion is 1/21/2021. Project is currently delayed by one month due to the pace of work during the health crisis. There is a possibility the contractor will recover the time. A one month delay occurred during the design phase and a four month delay occurred during bid and award due to the required roofing reality check.

Sunrise Middle School

SMART Facilities Update by Project Cont.

School Choice Enhancements*

 Phase: **99% Complete**

SCHEDULE:	PH:1 Planning/Design	PH:2 Implement	PH:3 Complete
Planned	Q1 2015	Q4 2016	Q1 2020
Actual	11/2015	11/2016	03/2020

SCOPE:

School Choice Enhancement

BUDGET:

\$100,000

FLAG:
COMMENTS:

All items approved by voting process have been delivered and installed. School is determining how to spend the remaining funding from the contingency portion of the SCEP funding.

*SCEP projects follows a three-phase design process that begins with planning/design, followed by implementation and finally completion when all items have been delivered and installed.



Sunset Lakes Elementary School

18400 SW 25 STREET, MIRAMAR 33027

Location Num	3661
Board District	2
Board Member	Patricia Good
ADEFP Budget*	\$3,427,500
Total Facilities Budget	\$3,091,500

***NOTE** This quarter reflects the Adopted District Educational Facilities Plan total budget as approved by SBBC in September 2019. This budget includes Technology improvements and Musical Instruments Replacements which are not included in this section of the report.

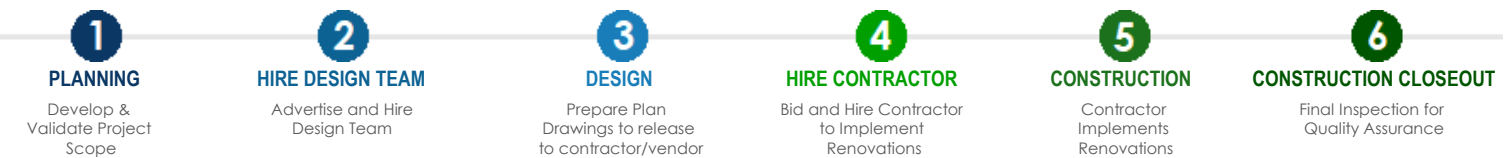
- All dates are based on calendar year. SMART funded projects are included. Only
- Projects without expenditures to date may not show up in the "Financially Active Project Detail Schedule".

PRIMARY PROJECTS CURRENT STATUS: **Construction**

Primary Renovation: Construction is in progress. HVAC work has been completed. Roofing work is complete. Pending final inspections prior to receiving a Certificate of Occupancy.

School Choice Enhancements: COMPLETED 04/2019 - Voting conducted and completed prior to 10/2015. New PreK-2 playground; shades for 3-5 play area permitted on 1/23/2018; fabrication in progress. Pre-construction meeting held 2/21/2019. Fencing to separate the two play areas installation completed 03/2019. Playground installation started 3/26/2019; construction complete 04/2019.

SMART Facilities Update By Project



Primary Renovation

Phase: **95% Complete**

SCHEDULE: (Calendar Year)	1: Planning	2: Hire A/E	3: Design	4: Hire Contractor	5: Construction	6: Closeout
Planned	Q2 2017	Q2 2017	Q4 2017	Q3 2018	Q1 2019	Q4 2019
New Planned	Q2 2017	Q2 2017	Q4 2017	Q2 2019	Q1 2020	Q1 2021
Actual/Forecast	4/6/2017	4/19/2017	11/20/2017	2/22/2019	10/17/2019	10/8/2020

SCOPE:	BUDGET:
Additional Funding - Board Approved 08/20/19 (JJ-2)	\$1,780,500
Bldg Envelope Impr. (Roof, Window, Ext Wall, etc.)	\$853,000
HVAC Improvements	\$358,000

FLAG:	COMMENTS:
	Original contractual date of substantial completion is 10/24/2020. Project is currently on pace.

School Choice Enhancements*

Phase: **100% Complete**

SCHEDULE:	PH:1 Planning/Design	PH:2 Implement	PH:3 Complete
Planned	Q1 2015	N/A	Q2 2018
Actual	11/2015	N/A	04/2019

SCOPE:	BUDGET:
School Choice Enhancement	\$100,000

FLAG:	COMMENTS:

*SCEP projects follows a three-phase design process that begins with planning/design, followed by implementation and finally completion when all items have been delivered and installed.



Sunshine Elementary School

7737 W LASALLE BOULEVARD, MIRAMAR 33023

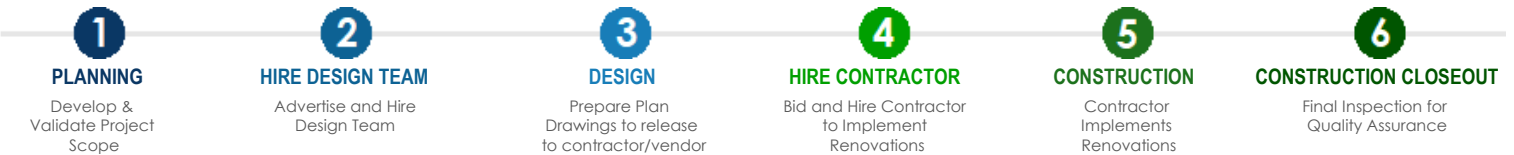
Location Num	1171
Board District	2
Board Member	Patricia Good
ADEFP Budget*	\$1,600,000
Total Facilities Budget	\$1,266,000

***NOTE** This quarter reflects the Adopted District Educational Facilities Plan total budget as approved by SBBC in September 2019. This budget includes Technology improvements and Musical Instruments Replacements which are not included in this section of the report.
 - All dates are based on calendar year. SMART funded projects are included. Only
 - Projects without expenditures to date may not show up in the "Financially Active Project Detail Schedule".

PRIMARY PROJECTS CURRENT STATUS: Design

Primary Renovation: 100% Construction Documents in review. The renovation scope for Building 3 is under review by the District. Decision to be made on demolishing Building 3 or continuing with renovations. Additional meetings with District staff are needed to reach consensus and final direction. Design will be submitted for Permit review without the Building 3 scope of work.
School Choice Enhancements: Voting authorized 4/12/2019. Voting completed 5/1/2019 - Fans, and (4) recordex are on order. Poster maker, (1200) Headphones, Laminator delivered 7/2019. (76) classroom rugs, (4) Portable Blowers delivered 08/2019. (75) Lenovo 100e, (6) Lenovo ThinkPad, (4) Earthwalk Cart, (2) Lenovo Staff Desktop, (2) Lenovo Student Desktop, (26) Student Chairs, (3) Shelving, (35) Bookcase, (35) Pro Pencil Sharpeners, Ellison machine delivered 09/2019. (4) Recordex delivered 10/2019.

SMART Facilities Update By Project



Primary Renovation

Phase: **93% Complete**

SCHEDULE: (Calendar Year)	1: Planning	2: Hire A/E	3: Design	4: Hire Contractor	5: Construction	6: Closeout
Planned	Q1 2018	Q2 2018	Q4 2018	Q2 2019	Q4 2019	Q2 2020
New Planned	Q1 2018	Q2 2018	Q4 2018	Q1 2020	Q2 2020	Q3 2021
Actual/Forecast	8/1/2017	10/6/2017	5/4/2018	Q1 2021		

SCOPE:	BUDGET:
Bldg Envelope Impr. (Roof, Window, Ext Wall, etc.)	\$211,000
Fire Alarm	\$51,000
Fire Sprinklers	\$532,000
HVAC Improvements	\$372,000

FLAG: S - Project Delayed

COMMENTS:
 The project included the demolition or renovation of Building 3. The project is pending the Board decision on demolition or renovation prior to completing the design. District has advised for the project to be submitted for Permit review without the Building 3 scope of work.

Sunshine Elementary School

SMART Facilities Update by Project Cont.

School Choice Enhancements*

 Phase: **77% Complete**

SCHEDULE:	PH:1 Planning/Design		PH:2 Implement		PH:3 Complete	
Planned	Q4 2018		Q2 2019		TBD	TBD
Actual	11/2018		05/2019			

SCOPE:	BUDGET:	FLAG:
School Choice Enhancement	\$100,000	COMMENTS: Planned dates shown as TBD will be provided after all items have been ordered and funds allocated.

*SCEP projects follows a three-phase design process that begins with planning/design, followed by implementation and finally completion when all items have been delivered and installed.



Tamarac Elementary School

7601 N UNIVERSITY DRIVE, TAMARAC 33321

Location Num	2621
Board District	4
Board Member	Lori Alhadeff
ADEFP Budget*	\$3,319,657
Total Facilities Budget	\$2,858,657

***NOTE** This quarter reflects the Adopted District Educational Facilities Plan total budget as approved by SBBC in September 2019. This budget includes Technology improvements and Musical Instruments Replacements which are not included in this section of the report.
 - All dates are based on calendar year. SMART funded projects are included. Only
 - Projects without expenditures to date may not show up in the "Financially Active Project Detail Schedule".

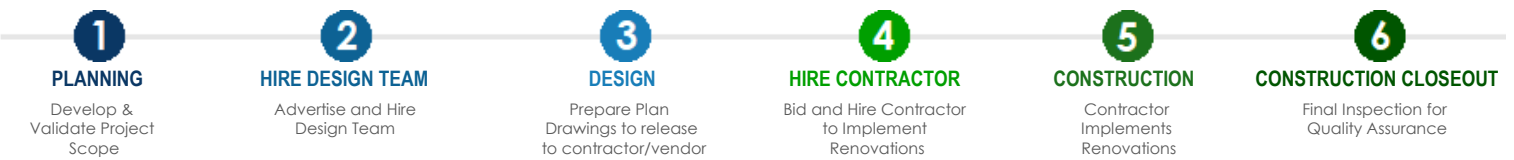
PRIMARY PROJECTS CURRENT STATUS: **Construction**

Primary Renovation - Phase 1: Construction in progress. The HVAC scope has reached occupancy. Pending deductive change orders for Fire protection, ATC ceiling, and Building 6 re-roofing.

Primary Renovation - Phase 2: Construction in progress. Pending site visit to receive Certificate of Completion.

School Choice Enhancements: COMPLETED 09/2018 - Voting completed 4/22/16. Furniture for the front office and parent workstation delivered and installed 11/2016 and 02/2017. New furniture, new sound system in the cafeteria and digital marquee installed on 03/2017; electrical work completed on 6/2017; Certificate of Completion executed 07/2017. Projectors, laptops, document cameras and printers delivered 06/2018. Additional technology items delivered 09/2018.

SMART Facilities Update By Project



Primary Renovation - Phase 1

Phase: **80% Complete**

SCHEDULE: (Calendar Year)	1: Planning	2: Hire A/E	3: Design	4: Hire Contractor	5: Construction	6: Closeout
Planned	Q1 2016	Q2 2016	Q4 2016	Q3 2017	Q1 2018	Q1 2019
New Planned	Q1 2016	Q2 2016	Q4 2016	Q3 2017	Q1 2019	Q1 2020
Actual/Forecast	3/9/2016	5/17/2016	11/10/2016	7/27/2018	2/22/2019	2/28/2021

SCOPE:	BUDGET:
Bldg Envelope Impr. (Roof, Window, Ext Wall, etc.)	\$205,000
Fire Sprinklers	\$854,000
Funding to Program Reserve - Board Approved 12/18/18 (JJ-1)	(\$727,343)
HVAC Improvements	\$2,132,000

FLAG: S - Project Delayed

COMMENTS:
 Original contractual date of substantial completion is 2/28/2020. The project is currently delayed due to the contractor performance. The project is pending deductive change orders to remove rest of scope. Notice of Concern has been issued to close out the final Test and Balance HVAC issues and reach substantial completion.

Tamarac Elementary School

SMART Facilities Update by Project Cont.

Primary Renovation - Phase 2

Phase: **50% Complete**

SCHEDULE: (Calendar Year)	1: Planning	2: Hire A/E	3: Design	4: Hire Contractor	5: Construction	6: Closeout
Planned	Q3 2017	Q4 2017	Q4 2017	Q2 2018	Q2 2019	Q1 2020
New Planned	Q3 2017	Q4 2017	Q4 2017	Q2 2018	Q2 2019	Q1 2020
Actual/Forecast	6/1/2017	7/12/2017	8/29/2017	9/25/2018	10/1/2019	6/18/2020

SCOPE: Media Center improvements
BUDGET: \$210,600
FLAG: **COMMENTS:**

ADA Restrooms

Phase: **5% Complete**

SCHEDULE: (Calendar Year)	1: Planning	2: Hire A/E	3: Design	4: Hire Contractor	5: Construction	6: Closeout
Planned	N/A	N/A	N/A	N/A	N/A	N/A
New Planned	Q3 2017	Q4 2017	Q4 2017	Q2 2018	Q2 2019	Q1 2020
Actual/Forecast	6/1/2017	7/12/2017	8/29/2017	9/25/2018	Q4 2020	

SCOPE: Media Center improvements - ADA Restrooms
BUDGET: \$84,400
FLAG: **S - Project Delayed**
COMMENTS:
 The project was originally in construction with the media center project. Due to scope revisions, the project has been separated and will procure a new contractor. Pending budget and cost estimate review.

School Choice Enhancements*

Phase: **100% Complete**

SCHEDULE:	PH:1 Planning/Design	PH:2 Implement	PH:3 Complete
Planned	Q1 2015	Q2 2016	Q4 2017
Actual	11/2015	04/2016	09/2018

SCOPE: School Choice Enhancement
BUDGET: \$100,000
FLAG: **COMMENTS:**

*SCEP projects follows a three-phase design process that begins with planning/design, followed by implementation and finally completion when all items have been delivered and installed.



Tedder Elementary School

4157 NE 1 TERRACE, DEERFIELD BEACH 33064

Location Num	0571
Board District	7
Board Member	Nora Rupert
ADEFP Budget*	\$4,510,616
Total Facilities Budget	\$4,315,616

***NOTE** This quarter reflects the Adopted District Educational Facilities Plan total budget as approved by SBBC in September 2019. This budget includes Technology improvements and Musical Instruments Replacements which are not included in this section of the report.

- All dates are based on calendar year. SMART funded projects are included. Only

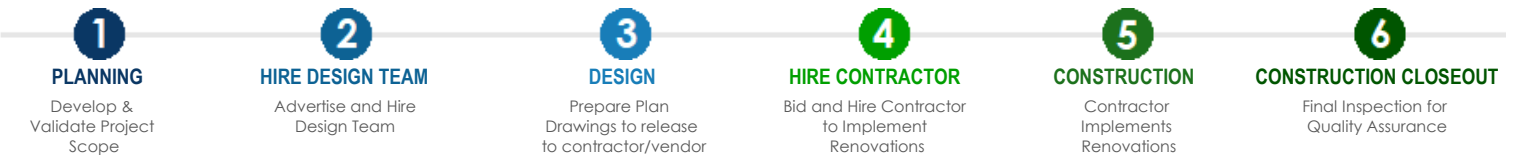
- Projects without expenditures to date may not show up in the "Financially Active Project Detail Schedule".

PRIMARY PROJECTS CURRENT STATUS: Hire Contractor

Primary Renovation: Contractor procurement in progress. Board award to the contractor took place in March 2020. Notice to Proceed is pending final signatures.

School Choice Enhancements: COMPLETED 12/2018 - Voting completed 6/7/16. Teacher chairs delivered 10/2016. Benches for common areas delivered 11/2016; teacher chairs media center furniture delivered 10/2016. Playground delivered and installed 09/2018. Digital marquee permitted; construction began 11/2018. Marquee installation completed 12/2018.

SMART Facilities Update By Project



Primary Renovation

Phase: **95% Complete**

SCHEDULE: (Calendar Year)	1: Planning	2: Hire A/E	3: Design	4: Hire Contractor	5: Construction	6: Closeout
Planned	Q2 2016	Q3 2016	Q1 2017	Q4 2017	Q1 2018	Q1 2019
New Planned	Q2 2016	Q3 2016	Q1 2017	Q2 2019	Q4 2019	Q1 2021
Actual/Forecast	6/17/2016	8/16/2016	2/14/2017	8/16/2019	Q4 2020	

SCOPE:	BUDGET:
Additional Funding - Board Approved 03/31/20 (11)	\$1,027,616
Bldg Envelope Impr. (Roof, Window, Ext Wall, etc.)	\$1,671,000
Fire Alarm	\$294,000
Fire Sprinklers	\$215,000
HVAC Improvements	\$994,000
PE/Athletic Improvements	\$14,000

FLAG: S - Project Delayed

COMMENTS:

Reason: Minor delays have occurred during the design phase and bid and award phase. The design firm took an above average amount of time to submit in order to receive a Letter of Recommendation to Permit. The project also required a roofing reality check which caused a delay. The purpose of the reality check is to identify opportunities for cost and scope efficiencies. Remedy: The Letter of Recommendation to Permit has been received and the roofing reality check has been completed. The project is delayed by two quarters.

Tedder Elementary School

SMART Facilities Update by Project Cont.

School Choice Enhancements*

 Phase: **100%** Complete

SCHEDULE:	PH:1 Planning/Design	PH:2 Implement	PH:3 Complete
Planned	Q1 2016	Q2 2016	Q2 2018
Actual	01/2016	06/2016	12/2018

SCOPE:	BUDGET:	FLAG:
School Choice Enhancement	\$100,000	COMMENTS:

*SCEP projects follows a three-phase design process that begins with planning/design, followed by implementation and finally completion when all items have been delivered and installed.



Tequesta Trace Middle School

1800 INDIAN TRACE, WESTON 33326

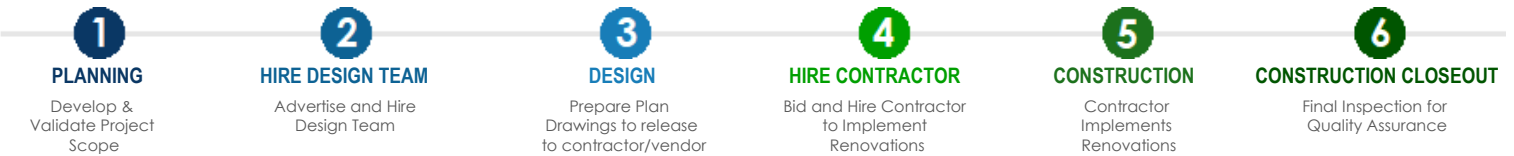
Location Num	3151
Board District	6
Board Member	Laurie Rich Levinson
ADEFP Budget*	\$3,933,000
Total Facilities Budget	\$3,391,000

***NOTE** This quarter reflects the Adopted District Educational Facilities Plan total budget as approved by SBBC in September 2019. This budget includes Technology improvements and Musical Instruments Replacements which are not included in this section of the report.
 - All dates are based on calendar year. SMART funded projects are included. Only
 - Projects without expenditures to date may not show up in the "Financially Active Project Detail Schedule".

PRIMARY PROJECTS CURRENT STATUS: Design

Primary Renovation: 50% Construction Documents was been sent back to the design firm to revise and resubmit to close comments prior to progressing to 90% Construction Document preparation.
 School Choice Enhancements: Kick-off meeting held with staff on 2/21/2018. Ballot development in progress.

SMART Facilities Update By Project



Primary Renovation

Phase: **85% Complete**

SCHEDULE: (Calendar Year)	1: Planning	2: Hire A/E	3: Design	4: Hire Contractor	5: Construction	6: Closeout
Planned	Q2 2017	Q4 2017	Q3 2018	Q1 2019	Q4 2019	Q2 2020
New Planned	Q2 2017	Q4 2017	Q3 2018	Q1 2020	Q3 2020	Q1 2022
Actual/Forecast	5/1/2017	7/20/2017	2/12/2018	Q1 2021		

SCOPE:	BUDGET:
Bldg Envelope Impr. (Roof, Window, Ext Wall, etc.)	\$1,883,000
Electrical Improvements	\$265,000
Fire Alarm	\$462,000
Fire Sprinklers	\$15,000
HVAC Improvements	\$666,000

FLAG: S - Project Delayed

COMMENTS:
 Due to the termination of the original design firm the project was delayed by multiple months.

Tequesta Trace Middle School

SMART Facilities Update by Project Cont.

School Choice Enhancements*

 Phase: **10% Complete**

SCHEDULE:	PH:1 Planning/Design	PH:2 Implement	PH:3 Complete
Planned	Q4 2017	Q3 2020	TBD
Actual	11/2017	09/2020	TBD

SCOPE:	BUDGET:	FLAG:
School Choice Enhancement	\$100,000	COMMENTS: Planned dates shown as TBD will be provided after all items have been ordered and funds allocated.

*SCEP projects follows a three-phase design process that begins with planning/design, followed by implementation and finally completion when all items have been delivered and installed.



The Quest Center

6401 CHARLESTON STREET, HOLLYWOOD 33024

Location Num	1021
Board District	1
Board Member	Ann Murray
ADEFP Budget*	\$1,914,000
Total Facilities Budget	\$1,788,000

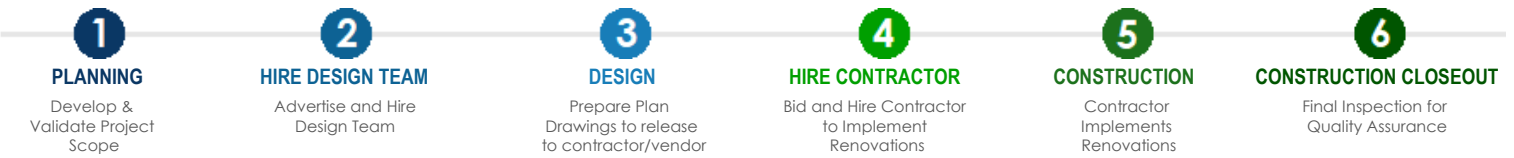
***NOTE** This quarter reflects the Adopted District Educational Facilities Plan total budget as approved by SBBC in September 2019. This budget includes Technology improvements and Musical Instruments Replacements which are not included in this section of the report.
 - All dates are based on calendar year. SMART funded projects are included. Only
 - Projects without expenditures to date may not show up in the "Financially Active Project Detail Schedule".

PRIMARY PROJECTS CURRENT STATUS: **Construction**

Primary Renovation: Construction in progress. Fire Alarm and electrical scope is in progress. Pending resubmission of the roofing submittals.

School Choice Enhancements: Voting completed 12/8/16. Sensory room equipment delivered 09/2017. Entertainment room renovation complete 08/2018. TVs installed 09/2018.

SMART Facilities Update By Project



Primary Renovation

Phase: **95% Complete**

SCHEDULE: (Calendar Year)	1: Planning	2: Hire A/E	3: Design	4: Hire Contractor	5: Construction	6: Closeout
Planned	Q4 2016	Q4 2016	Q1 2017	Q3 2017	Q1 2018	Q1 2019
New Planned	Q4 2016	Q4 2016	Q1 2017	Q3 2017	Q1 2019	Q1 2020
Actual/Forecast	11/21/2016	11/21/2016	1/24/2017	7/2/2018	4/25/2019	5/21/2021

SCOPE:	BUDGET:
Electrical Improvements	\$293,000
Fire Alarm	\$377,000
HVAC Improvements	\$899,148
Safety / Security Upgrade	\$84,000

FLAG: S - Project Delayed

COMMENTS:
 Original contractual date of substantial completion is 12/7/2019. Delays occurred during construction related to the roofing sub-permit. The project continues to be delayed until the roofing sub-permit is received.

CU Replacement

Phase: **100% Complete**

SCHEDULE: (Calendar Year)	1: Planning	2: Hire A/E	3: Design	4: Hire Contractor	5: Construction	6: Closeout
Planned	N/A	N/A	N/A	N/A	N/A	N/A
Actual/Forecast	N/A	N/A	N/A	6/1/2017	8/1/2017	3/1/2019

SCOPE:	BUDGET:
HVAC Improvements - CU Replacement	\$16,525

FLAG:

COMMENTS:

The Quest Center

SMART Facilities Update by Project Cont.

RTU Replacement

 Phase: **100%** Complete

SCHEDULE: (Calendar Year)	1: Planning	2: Hire A/E	3: Design	4: Hire Contractor	5: Construction	6: Closeout
Planned	N/A	N/A	N/A	N/A	N/A	N/A
Actual/Forecast	N/A	N/A	N/A	5/5/2017	N/A	7/1/2017 12/1/2017

SCOPE: HVAC Improvements - RTU Replacement	BUDGET: \$18,327	FLAG: COMMENTS:
--	----------------------------	----------------------------------

School Choice Enhancements*

 Phase: **84%** Complete

SCHEDULE:	PH:1 Planning/Design	PH:2 Implement	PH:3 Complete
Planned	Q1 2015	Q4 2016	TBD
Actual	11/2015	12/2016	TBD

SCOPE: School Choice Enhancement	BUDGET: \$100,000	FLAG: COMMENTS: Planned dates shown as TBD will be provided after all items have been ordered and funds allocated.
--	-----------------------------	--

*SCEP projects follows a three-phase design process that begins with planning/design, followed by implementation and finally completion when all items have been delivered and installed.



Thurgood Marshall Elementary School

800 NW 13 STREET, FORT LAUDERDALE 33311

Location Num	3291
Board District	5
Board Member	Dr. Rosalind Osgood
ADEFP Budget*	\$2,298,736
Total Facilities Budget	\$2,099,736

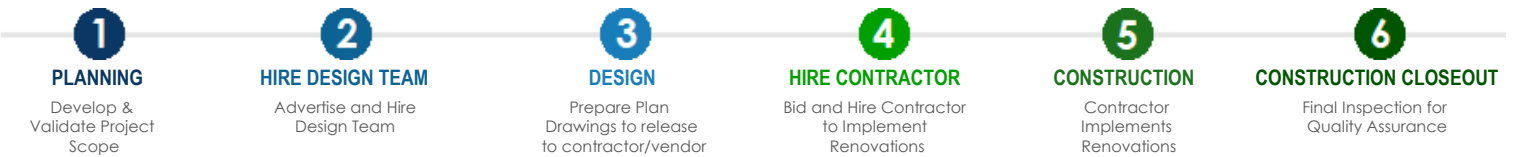
***NOTE** This quarter reflects the Adopted District Educational Facilities Plan total budget as approved by SBBC in September 2019. This budget includes Technology improvements and Musical Instruments Replacements which are not included in this section of the report.
 - All dates are based on calendar year. SMART funded projects are included. Only
 - Projects without expenditures to date may not show up in the "Financially Active Project Detail Schedule".

PRIMARY PROJECTS CURRENT STATUS: Hire Contractor

Primary Renovation: Contractor procurement in progress. Bid advertisement is pending revision to the advertisement schedule.

School Choice Enhancements: COMPLETE 04/2020 - Voting authorized 5/14/2019. Voting completed 5/30/2019. (6) Earthwalk Carts, (100) Lenovo 300e, and Carpet Extractor are on order. Aiphone in FISH 101A, (5) Recordex, ID Machine, (50) Chairs, (450) Headphones, (25) Laptop batteries, Laminator delivered 09/2019. Carpet Cleaner delivered 10/2019. and (54) student chairs delivered 04/2020. (4) Computer chargers delivered 08/2020.

SMART Facilities Update By Project



Primary Renovation

Phase: **5% Complete**

SCHEDULE: (Calendar Year)	1: Planning	2: Hire A/E	3: Design	4: Hire Contractor	5: Construction	6: Closeout
Planned	Q1 2018	Q2 2018	Q1 2019	Q3 2019	Q1 2020	Q3 2020
New Planned	Q1 2018	Q2 2018	Q1 2019	Q3 2019	Q1 2020	Q4 2020
Actual/Forecast	9/1/2017	11/13/2017	4/18/2018	7/1/2019	Q2 2021	

SCOPE:	BUDGET:
ADA Restrooms	\$53,736
Bldg Envelope Impr. (Roof, Window, Ext Wall, etc.)	\$842,000
HVAC Improvements	\$1,104,000

FLAG: S - Project Delayed

COMMENTS:

Funding Year 1 thru 3 projects are to take priority for advertisement of bid. The project is funded under Year 5 and will be advertised after the funding Year 1 thru 3 projects that are prepared for advertisement. Correction: The project percent complete has been reduced to 5% to reflect not being in bid advertisement.

Thurgood Marshall Elementary School

SMART Facilities Update by Project Cont.

School Choice Enhancements*

 Phase: **98% Complete**

SCHEDULE:	PH:1 Planning/Design	PH:2 Implement	PH:3 Complete
Planned	Q4 2018	Q2 2019	Q2 2020
Actual	11/2018	05/2019	04/2020

SCOPE:

School Choice Enhancement

BUDGET:

\$100,000

FLAG:
COMMENTS:

All items approved by the voting process have been delivered and installed. School is determining how to spend the remaining funding from the contingency portion of the SCEP funding.

*SCEP projects follows a three-phase design process that begins with planning/design, followed by implementation and finally completion when all items have been delivered and installed.



Tradewinds Elementary School

5400 JOHNSON ROAD, COCONUT CREEK 33073

Location Num	3481
Board District	7
Board Member	Nora Rupert
ADEFP Budget*	\$4,417,900
Total Facilities Budget	\$3,943,900

***NOTE** This quarter reflects the Adopted District Educational Facilities Plan total budget as approved by SBBC in September 2019. This budget includes Technology improvements and Musical Instruments Replacements which are not included in this section of the report.

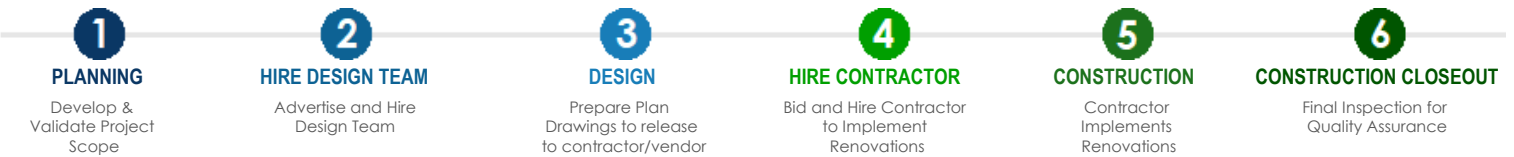
- All dates are based on calendar year. SMART funded projects are included. Only
- Projects without expenditures to date may not show up in the "Financially Active Project Detail Schedule".

PRIMARY PROJECTS CURRENT STATUS: Hire Contractor

Primary Renovation: Contractor procurement in progress. Notice to Proceed execution is pending final signatures.

School Choice Enhancements: Voting authorized 5/20/2019. Voting completed 6/5/2019. FMWO issued to fund an Aiphone at the Single Point of Entry and a Strike at the secondary door on 08/2019. Hardware scope completed 03/2020; Electrical scope pending installation. Playground Upgrades / Rubber Surfacing on order.

SMART Facilities Update By Project



Primary Renovation

Phase: **95% Complete**

SCHEDULE: (Calendar Year)	1: Planning	2: Hire A/E	3: Design	4: Hire Contractor	5: Construction	6: Closeout
Planned	Q1 2018	Q2 2018	Q4 2018	Q3 2019	Q2 2020	Q3 2020
New Planned	Q1 2018	Q2 2018	Q4 2018	Q1 2020	Q2 2020	Q2 2021
Actual/Forecast	11/13/2017	12/19/2017	8/20/2018	1/22/2020	Q4 2020	

SCOPE:	BUDGET:
Additional Funding - Board Approved 7/21/20 (JJ-4)	\$2,132,900
Bldg Envelope Impr. (Roof, Window, Ext Wall, etc.)	\$1,205,000
Conversion of Existing Space to Music and/or Art Lab(s)	\$169,000
HVAC Improvements	\$194,000
Music Room Renovation	\$136,000
PE/Athletic Improvements	\$7,000

FLAG: SB - Project Delayed

COMMENTS:
Funding Year 1 thru 3 projects are to take priority for advertisement of bid. The project is funded under Year 4 and will be advertised after the funding Year 1 thru 3 projects that are prepared for advertisement. Budget: Additional funding of \$2,132,900 was approved by the Board on 7/21/2020 in conjunction with the approval to award the construction agreement for the project.

Tradewinds Elementary School

SMART Facilities Update by Project Cont.

School Choice Enhancements*

 Phase: **10% Complete**

SCHEDULE:	PH:1 Planning/Design	PH:2 Implement	PH:3 Complete
Planned	Q4 2018	Q2 2019	TBD
Actual	11/2018	06/2019	TBD

SCOPE:	BUDGET:	FLAG:
School Choice Enhancement	\$100,000	COMMENTS: Planned dates shown as TBD will be provided after all items have been ordered and funds allocated.

*SCEP projects follows a three-phase design process that begins with planning/design, followed by implementation and finally completion when all items have been delivered and installed.



Tropical Elementary School

1500 SW 66 AVENUE, PLANTATION 33317

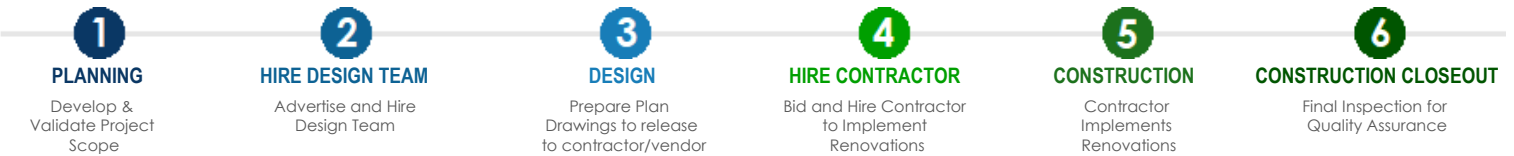
Location Num	0731
Board District	6
Board Member	Laurie Rich Levinson
ADEFP Budget*	\$1,344,000
Total Facilities Budget	\$1,012,000

***NOTE** This quarter reflects the Adopted District Educational Facilities Plan total budget as approved by SBBC in September 2019. This budget includes Technology improvements and Musical Instruments Replacements which are not included in this section of the report.
 - All dates are based on calendar year. SMART funded projects are included. Only
 - Projects without expenditures to date may not show up in the "Financially Active Project Detail Schedule".

PRIMARY PROJECTS CURRENT STATUS: Hire Contractor

Primary Renovation: Contractor procurement in progress. CSMP contracts have expired. New CSMP contracts are to be used for emergency projects only. Project will be advertised for bids.
 School Choice Enhancements: Proposals are being coordinated with multiple entities to ensure the best pricing is obtained.

SMART Facilities Update By Project



Primary Renovation

Phase: **5% Complete**

SCHEDULE: (Calendar Year)	1: Planning	2: Hire A/E	3: Design	4: Hire Contractor	5: Construction	6: Closeout
Planned	Q4 2016	Q4 2016	Q1 2017	Q4 2017	Q2 2018	Q2 2019
New Planned	Q4 2016	Q4 2016	Q1 2017	Q2 2019	Q3 2019	Q3 2020
Actual/Forecast	11/21/2016	12/14/2016	3/16/2017	9/20/2019	Q1 2021	

SCOPE:	BUDGET:
Bldg Envelope Impr. (Roof, Window, Ext Wall, etc.)	\$55,000
Conversion of Existing Space to Music and/or Art Lab(s)	\$169,000
Fire Alarm	\$252,000
Fire Sprinklers	\$33,000
HVAC Improvements	\$166,000
Media Center improvements	\$237,000

FLAG: S - Project Delayed

COMMENTS:

Reason: Delay in Design has occurred due to duration of time for resubmission of the Construction Documents to the Building Department. The Designer took 8 months to provide the first submittal for permitting. Remedy: The owner will be enforcing terms of the contractor for delays and multiple resubmissions. Project phase percent complete has returned to 5% due to the change in procurement method of the contractor.

Tropical Elementary School

SMART Facilities Update by Project Cont.

School Choice Enhancements*

 Phase: **50% Complete**

SCHEDULE:	PH:1 Planning/Design	PH:2 Implement	PH:3 Complete
Planned	Q1 2015	TBD	TBD
Actual	11/2015		

SCOPE:	BUDGET:	FLAG:
School Choice Enhancement	\$100,000	COMMENTS: Planned date for Implementation phase shown as TBD will be provided after voting process has been completed by the school community.

*SCEP projects follows a three-phase design process that begins with planning/design, followed by implementation and finally completion when all items have been delivered and installed.



Twin Lakes Annex

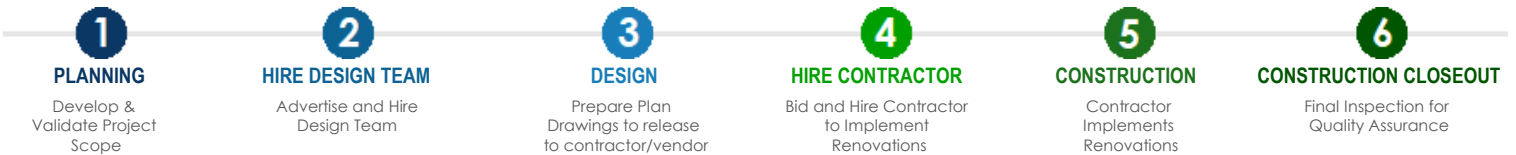
4140 NW 10 AVENUE, OAKLAND PARK 33309

Location Num	3251
Board District	3
Board Member	Heather P. Brinkworth
ADEFP Budget*	\$2,097,889
Total Facilities Budget	

***NOTE** This quarter reflects the Adopted District Educational Facilities Plan total budget as approved by SBBC in September 2019. This budget includes Technology improvements and Musical Instruments Replacements which are not included in this section of the report.
 - All dates are based on calendar year. SMART funded projects are included. Only
 - Projects without expenditures to date may not show up in the "Financially Active Project Detail Schedule".

PRIMARY PROJECTS CURRENT STATUS: **No SMART Scope**

SMART Facilities Update By Project





Village Elementary School

2100 NW 70 AVENUE, SUNRISE 33313

Location Num	1621
Board District	5
Board Member	Dr. Rosalind Osgood
ADEFP Budget*	\$1,375,000
Total Facilities Budget	\$1,103,000

***NOTE** This quarter reflects the Adopted District Educational Facilities Plan total budget as approved by SBBC in September 2019. This budget includes Technology improvements and Musical Instruments Replacements which are not included in this section of the report.

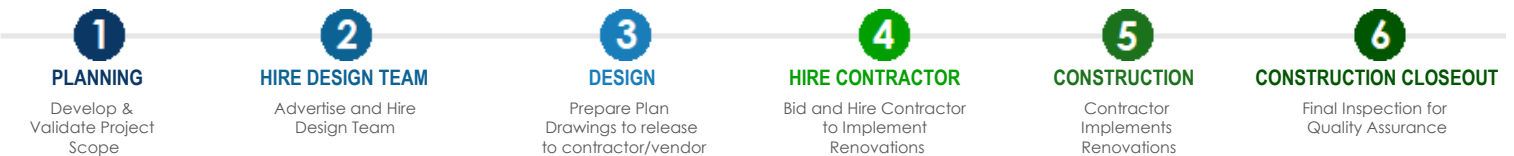
- All dates are based on calendar year. SMART funded projects are included. Only
- Projects without expenditures to date may not show up in the "Financially Active Project Detail Schedule".

PRIMARY PROJECTS CURRENT STATUS: Hire Contractor

Primary Renovation: Contractor procurement in progress. Project to be readvertised for bid due to scope clarification.

School Choice Enhancements: COMPLETED 03/2020 - Voting completed 4/25/18 - Classroom rugs delivered 06/2018. Poster Maker delivered 07/2018. Printers, Classroom signage and desktops delivered and installed 08/2018. (216) Student Chairs, (100) Student Desks and (4) Classroom Tables delivered 09/2018. Additional indoor furniture delivered 10/2018. Vinyl blinds for classrooms delivered and installed 10/2018. TV studio equipment delivered and installed 12/2018. Indoor Furniture delivered 03/2019. Outdoor floor mats and (500) headphones delivered 06/2019. (3) iPads with cases delivered 09/2019. (1) Conference table, (1) Lenovo ThinkPad, (2) Lenovo Desktops delivered 10/2019. Washer and Dryer delivered 02/2020. (3) Cube Truck without lid, (4) Upright Vacuum, (1) Poly Truck on order.

SMART Facilities Update By Project



Primary Renovation

Phase: **5% Complete**

SCHEDULE: (Calendar Year)	1: Planning	2: Hire A/E	3: Design	4: Hire Contractor	5: Construction	6: Closeout
Planned	Q4 2016	Q4 2016	Q2 2017	Q4 2017	Q2 2018	Q2 2019
New Planned	Q4 2016	Q4 2016	Q2 2017	Q2 2019	Q4 2019	Q4 2020
Actual/Forecast	10/20/2016	10/20/2016	4/6/2017	12/5/2019	Q4 2020	

SCOPE:	BUDGET:
Bldg Envelope Impr. (Roof, Window, Ext Wall, etc.)	\$81,000
Fire Alarm	\$293,000
Fire Sprinklers	\$304,000
HVAC Improvements	\$150,000
Media Center improvements	\$175,000

FLAG: S - Project Delayed

COMMENTS:

Reason: Delay in Design has occurred due to duration of time for resubmission of the construction documents to the Building Department. Additionally, the designer is requiring more submittals to receive a Letter of Recommendation for Permit that was originally scheduled. Remedy: The owner will be enforcing terms of the contract for delays and multiple resubmissions.

Village Elementary School

SMART Facilities Update by Project Cont.

School Choice Enhancements*

 Phase: **95% Complete**

SCHEDULE:	PH:1 Planning/Design	PH:2 Implement	PH:3 Complete
Planned	Q1 2015	Q2 2018	Q1 2020
Actual	11/2015	04/2018	03/2020

SCOPE:

School Choice Enhancement

BUDGET:

\$100,000

FLAG:
COMMENTS:

All items approved by voting process have been delivered and installed. Additional items are on order with the remaining funding from the contingency portion of the SCEP funding.

*SCEP projects follows a three-phase design process that begins with planning/design, followed by implementation and finally completion when all items have been delivered and installed.



Virginia Shuman Young Elementary School

101 NE 11 AVENUE, FORT LAUDERDALE 33301

Location Num	3321
Board District	3
Board Member	Heather P. Brinkworth
ADEFP Budget*	\$5,050,230
Total Facilities Budget	\$4,728,230

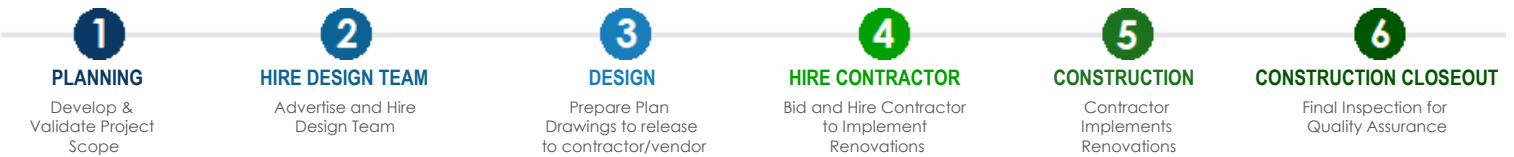
***NOTE** This quarter reflects the Adopted District Educational Facilities Plan total budget as approved by SBBC in September 2019. This budget includes Technology improvements and Musical Instruments Replacements which are not included in this section of the report.
 - All dates are based on calendar year. SMART funded projects are included. Only
 - Projects without expenditures to date may not show up in the "Financially Active Project Detail Schedule".

PRIMARY PROJECTS CURRENT STATUS: **Construction**

Primary Renovation: Construction in progress. Submittals are being prepared.

School Choice Enhancements: COMPLETED 03/2020 - Voting authorized 5/21/18 - Voting completed 6/8/18. Replacing (45) classroom locks with storeroom locks completed. Water bottle filling stations, Recordex, Rekeying (45) classrooms, Two-way Radios, Office Chairs and ceiling projector installed and delivered 08/2019. Media Center Shelving, Tables, Media Center Furniture, Trapezoid Tables, Cafeteria tables delivered 10/2018.

SMART Facilities Update By Project



Primary Renovation

Phase: **1% Complete**

SCHEDULE: (Calendar Year)	1: Planning	2: Hire A/E	3: Design	4: Hire Contractor	5: Construction	6: Closeout
Planned	Q2 2017	Q2 2017	Q1 2018	Q3 2018	Q2 2019	Q1 2020
New Planned	Q2 2017	Q2 2017	Q1 2018	Q3 2019	Q2 2020	Q2 2021
Actual/Forecast	4/1/2017	6/22/2017	12/7/2017	4/23/2019	Q4 2020	10/11/2021

SCOPE:	BUDGET:
Additional Funding - Board Approved 06/23/20 (JJ-3)	\$2,904,230
Bldg Envelope Impr. (Roof, Window, Ext Wall, etc.)	\$809,000
Fire Alarm	\$319,000
HVAC Improvements	\$596,000

FLAG: S - Project Delayed

COMMENTS:
 Original contractual date of substantial completion is 10/11/2021. The project is currently on pace. Delays in bid and award have not been recovered.

Virginia Shuman Young Elementary School

SMART Facilities Update by Project Cont.

School Choice Enhancements*

 Phase: **95% Complete**

SCHEDULE:	PH:1 Planning/Design	PH:2 Implement	PH:3 Complete
Planned	Q4 2017	Q2 2018	Q1 2020
Actual	11/2017	06/2018	03/2020

SCOPE:

School Choice Enhancement

BUDGET:

\$100,000

FLAG:
COMMENTS:

All items selected by the school community have been delivered and installed. School is determining how to spend the remaining contingency portion of the SCEP funding.

*SCEP projects follows a three-phase design process that begins with planning/design, followed by implementation and finally completion when all items have been delivered and installed.



Walker Elementary School

1001 NW 4 STREET, FORT LAUDERDALE 33311

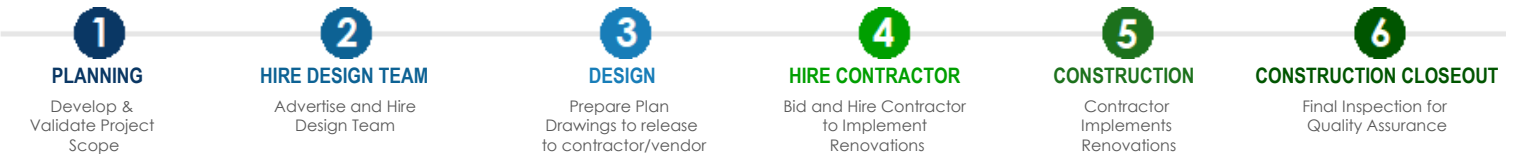
Location Num	0321
Board District	5
Board Member	Dr. Rosalind Osgood
ADEFP Budget*	\$3,711,090
Total Facilities Budget	\$3,528,090

***NOTE** This quarter reflects the Adopted District Educational Facilities Plan total budget as approved by SBBC in September 2019. This budget includes Technology improvements and Musical Instruments Replacements which are not included in this section of the report.
 - All dates are based on calendar year. SMART funded projects are included. Only
 - Projects without expenditures to date may not show up in the "Financially Active Project Detail Schedule".

PRIMARY PROJECTS CURRENT STATUS: **Construction**

Primary Renovation: Construction in progress. Contractor has mobilized. Roofing submittals are in progress. HVAC scope of work is in progress. Fire Alarm installation is in progress.
 School Choice Enhancements: COMPLETED on 5/23/17 -Technology for D3 and D4 delivered. Additional laptops delivered 05/2017.

SMART Facilities Update By Project



Primary Renovation

Phase: **36% Complete**

SCHEDULE: (Calendar Year)	1: Planning	2: Hire A/E	3: Design	4: Hire Contractor	5: Construction	6: Closeout
Planned	Q4 2016	Q4 2016	Q2 2017	Q3 2017	Q2 2018	Q1 2019
New Planned	Q4 2016	Q4 2016	Q2 2017	Q1 2019	Q2 2019	Q1 2020
Actual/Forecast	11/7/2016	11/7/2016	4/11/2017	12/17/2018	8/16/2019	1/24/2021

SCOPE:	BUDGET:
Additional Funding - Board Approved 4/23/19 (JJ-1)	\$1,837,090
Bldg Envelope Impr. (Roof, Window, Ext Wall, etc.)	\$380,000
Fire Alarm	\$294,000
HVAC Improvements	\$917,000

FLAG: S - Project Delayed

COMMENTS:

Original contractual date of substantial completion is 3/19/2020. The project is currently delayed by eight months due to the contractor not submitting correct submittals. The additional delays are also attributed to clarification in roofing scope of work.

School Choice Enhancements*

Phase: **100% Complete**

SCHEDULE:	PH:1 Planning/Design	PH:2 Implement	PH:3 Complete
Planned	Q1 2015	N/A	Q2 2017
Actual	11/2015	N/A	05/2017

SCOPE:	BUDGET:
School Choice Enhancement	\$100,000

COMMENTS:

*SCEP projects follows a three-phase design process that begins with planning/design, followed by implementation and finally completion when all items have been delivered and installed.



Walter C. Young Middle School

901 NW 129 AVENUE, PEMBROKE PINES 33028

Location Num	3001
Board District	2
Board Member	Patricia Good
ADEFP Budget*	\$9,797,000
Total Facilities Budget	\$9,313,000

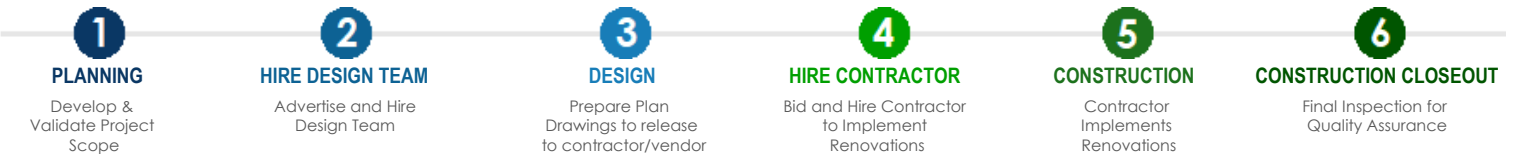
***NOTE** This quarter reflects the Adopted District Educational Facilities Plan total budget as approved by SBBC in September 2019. This budget includes Technology improvements and Musical Instruments Replacements which are not included in this section of the report.
 - All dates are based on calendar year. SMART funded projects are included. Only
 - Projects without expenditures to date may not show up in the "Financially Active Project Detail Schedule".

PRIMARY PROJECTS CURRENT STATUS: Design

Primary Renovation: 100% Construction Documents in the permitting process. Design firm currently addressing Building Department comments prior to submitting the fourth time for permit application.

School Choice Enhancements: COMPLETED 11/24/17 - Voting results received 3/27/17; New Golf Cart/3 repairs, cafeteria tables, TVs for Exceptional Student Ed. Program upgrades, Printers, Facilities/Janitorial equipment and technology items delivered 06/2017. Two-way radios, vertical blinds delivered. Carpet in room 925 complete. Repair dinner theater bleachers, and LCD projectors delivered 07/2017.

SMART Facilities Update By Project



Primary Renovation

Phase: **97% Complete**

SCHEDULE: (Calendar Year)	1: Planning	2: Hire A/E	3: Design	4: Hire Contractor	5: Construction	6: Closeout
Planned	Q2 2017	Q2 2017	Q4 2017	Q4 2018	Q2 2019	Q4 2020
New Planned	Q2 2017	Q2 2017	Q4 2017	Q4 2019	Q1 2020	Q4 2021
Actual/Forecast	4/6/2017	4/19/2017	11/20/2017	Q4 2020		

SCOPE:	BUDGET:
Bldg Envelope Impr. (Roof, Window, Ext Wall, etc.)	\$3,011,000
HVAC Improvements	\$5,805,000
Improvements to or Replacement of building 1	\$252,000
Media Center improvements	\$145,000

FLAG: S - Project Delayed

COMMENTS:

Reason: Delays have occurred during the design phase. Revision of design documents for permit reviews are taking multiple months to complete. Delays continue to grow due. Remedy: The owner will be enforcing terms of the contract for delays.

Walter C. Young Middle School

SMART Facilities Update by Project Cont.

School Choice Enhancements*

 Phase: **100%** Complete

SCHEDULE:	PH:1 Planning/Design	PH:2 Implement	PH:3 Complete
Planned	Q1 2015	Q1 2017	Q4 2017
Actual	11/2015	03/2017	11/2017

SCOPE:

School Choice Enhancement

BUDGET:

\$100,000

FLAG:
COMMENTS:

*SCEP projects follows a three-phase design process that begins with planning/design, followed by implementation and finally completion when all items have been delivered and installed.



Watkins Elementary School

3520 SW 52 AVENUE, PEMBROKE PARK 33023

Location Num	0511
Board District	1
Board Member	Ann Murray
ADEFP Budget*	\$3,443,840
Total Facilities Budget	\$3,135,840

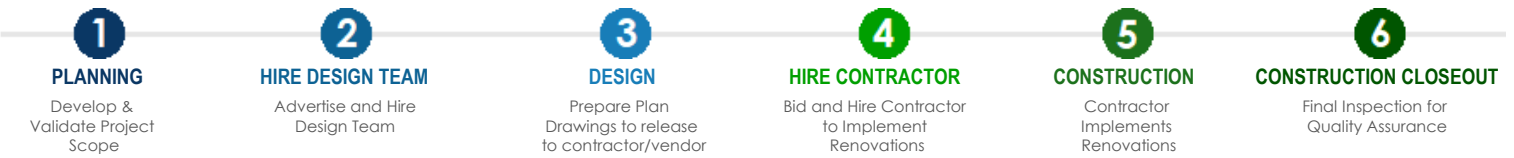
***NOTE** This quarter reflects the Adopted District Educational Facilities Plan total budget as approved by SBBC in September 2019. This budget includes Technology improvements and Musical Instruments Replacements which are not included in this section of the report.
 - All dates are based on calendar year. SMART funded projects are included. Only
 - Projects without expenditures to date may not show up in the "Financially Active Project Detail Schedule".

PRIMARY PROJECTS CURRENT STATUS: Hire Contractor

Primary Renovation: Contractor procurement in progress. Bid advertisement has taken place. Pending execution of the Notice to Proceed.

School Choice Enhancements: Voting authorized 5/2/2019. Voting results provided 7/1/2019 - (61) Lenovo 300e Touch Student Laptops delivered 03/2020. New Digital Marquee on order.

SMART Facilities Update By Project



Primary Renovation

Phase: **50% Complete**

SCHEDULE: (Calendar Year)	1: Planning	2: Hire A/E	3: Design	4: Hire Contractor	5: Construction	6: Closeout
Planned	Q4 2017	Q1 2018	Q4 2018	Q2 2019	Q4 2019	Q3 2020
New Planned	Q4 2017	Q1 2018	Q4 2018	Q3 2019	Q4 2019	Q4 2020
Actual/Forecast	6/1/2017	8/31/2017	5/3/2018	3/26/2019	Q4 2020	

SCOPE:	BUDGET:
Additional Funding - Board Approved 9/15/20 (JJ-2)	\$2,114,840
Bldg Envelope Impr. (Roof, Window, Ext Wall, etc.)	\$895,000
Fire Sprinklers	\$26,000

FLAG: SB - Project Delayed

COMMENTS:

Reason: Delays occurred during Bid and Award. The project bid advertisement was delayed due to priority of Year 1 thru 3 project advertisements prior to the Year 5 projects. Remedy: The project is funded under Year 5 and was advertised after the funding Year 1 thru 3 projects completed roofing reality checks and were advertised. Budget: Additional funding of \$2,114,840 was approved by the Board on 9/15/2020 in conjunction with the approval to award the construction agreement for the project.

Watkins Elementary School

SMART Facilities Update by Project Cont.

School Choice Enhancements*

 Phase: **15%** Complete

SCHEDULE:	PH:1 Planning/Design	PH:2 Implement	PH:3 Complete
Planned	Q4 2018	Q3 2019	TBD
Actual	11/2018	07/2019	TBD

SCOPE:	BUDGET:	FLAG:
School Choice Enhancement	\$100,000	COMMENTS: Planned dates shown as TBD will be provided after all items have been ordered and funds allocated.

*SCEP projects follows a three-phase design process that begins with planning/design, followed by implementation and finally completion when all items have been delivered and installed.



Welleby Elementary School

3230 NOB HILL ROAD, SUNRISE 33351

Location Num	2881
Board District	5
Board Member	Dr. Rosalind Osgood
ADEFP Budget*	\$3,276,000
Total Facilities Budget	\$2,875,000

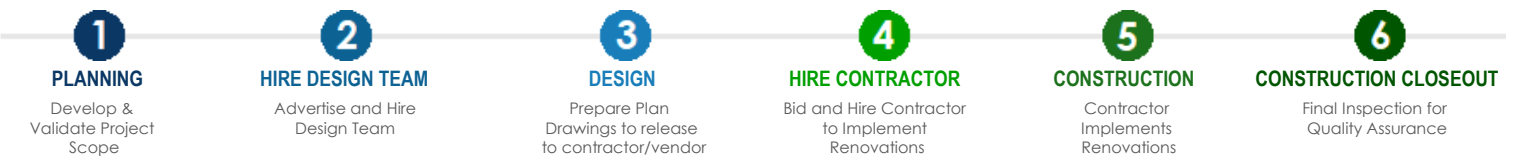
***NOTE** This quarter reflects the Adopted District Educational Facilities Plan total budget as approved by SBBC in September 2019. This budget includes Technology improvements and Musical Instruments Replacements which are not included in this section of the report.
 - All dates are based on calendar year. SMART funded projects are included. Only
 - Projects without expenditures to date may not show up in the "Financially Active Project Detail Schedule".

PRIMARY PROJECTS CURRENT STATUS: Design

Primary Renovation: 100% Construction Documents in the permitting process. Building Department currently reviewing the third submission.

School Choice Enhancements: Kick-off meeting held during SAC on 12/19/2018. Voting authorized 5/7/2019. Voting results received 7/16/2019. (261) Lenovo Laptops 300e, (13) Earthwalk Carts delivered 12/2019.

SMART Facilities Update By Project



Primary Renovation

Phase: **97% Complete**

SCHEDULE: (Calendar Year)	1: Planning	2: Hire A/E	3: Design	4: Hire Contractor	5: Construction	6: Closeout
Planned	Q1 2018	Q2 2018	Q4 2018	Q3 2019	Q1 2020	Q3 2020
New Planned	Q1 2018	Q2 2018	Q4 2018	Q4 2019	Q2 2020	Q3 2021
Actual/Forecast	9/1/2017	11/13/2017	5/2/2018	Q4 2020		

SCOPE:	BUDGET:
Bldg Envelope Impr. (Roof, Window, Ext Wall, etc.)	\$896,000
Electrical Improvements	\$260,000
Fire Alarm	\$293,000
Fire Sprinklers	\$835,000
HVAC Improvements	\$491,000

FLAG: S - Project Delayed

COMMENTS:

Reason: Delays have occurred during the design phase. The design firm has not met the deadlines of the design deliverables. Remedy: The owner will be enforcing terms of the contract for delays.

Welleby Elementary School

SMART Facilities Update by Project Cont.

School Choice Enhancements*

 Phase: **80% Complete**

SCHEDULE:	PH:1 Planning/Design	PH:2 Implement	PH:3 Complete
Planned	Q4 2018	Q3 2019	TBD
Actual	11/2018	07/2019	TBD

SCOPE:

School Choice Enhancement

BUDGET:

\$100,000

FLAG:
COMMENTS:

Planned dates shown as TBD will be provided after all items have been ordered and funds allocated.

*SCEP projects follows a three-phase design process that begins with planning/design, followed by implementation and finally completion when all items have been delivered and installed.



West Broward High School

500 NW 209 AVENUE, PEMBROKE PINES 33029

Location Num	3971
Board District	2
Board Member	Patricia Good
ADEFP Budget*	\$2,025,000
Total Facilities Budget	\$959,000

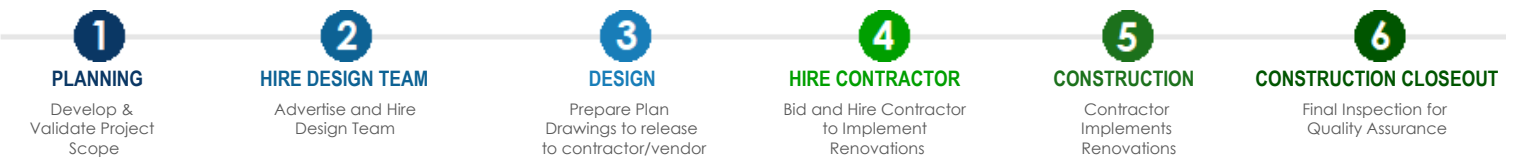
***NOTE** This quarter reflects the Adopted District Educational Facilities Plan total budget as approved by SBBC in September 2019. This budget includes Technology improvements and Musical Instruments Replacements which are not included in this section of the report.
 - All dates are based on calendar year. SMART funded projects are included. Only
 - Projects without expenditures to date may not show up in the "Financially Active Project Detail Schedule".

PRIMARY PROJECTS CURRENT STATUS: **Construction**

Primary Renovation: Test and Balance services is completed by a licensed contractor without standard design services. Test and Balance phase 1 is complete. Pending proposal from CSMP contractor to make necessary repairs to complete the balancing of the HVAC system.

School Choice Enhancements: COMPLETED 09/2018. Voting completed 2/10/16. Athletic equipment, CDs/DVDs, projectors and picnic benches delivered and installed 09/2016. Black Magic Studio system delivered 01/2017. Auditorium sound system delivered and installed 10/2017. Floor mats and partial wall wraps delivered 05/2018. Wall wraps delivered 6/2018.

SMART Facilities Update By Project



Primary Renovation

Phase: **50% Complete**

SCHEDULE: (Calendar Year)	1: Planning	2: Hire A/E	3: Design	4: Hire Contractor	5: Construction	6: Closeout
Planned	Q3 2017	N/A	N/A	Q2 2019	Q1 2020	Q1 2020 Q2 2020
New Planned	Q3 2017	N/A	N/A	Q2 2019	Q1 2020	Q1 2020 Q2 2020
Actual/Forecast	6/1/2017	N/A	N/A	5/31/2018	10/1/2018	1/30/2021

SCOPE:	BUDGET:
HVAC Improvements	\$438,000

FLAG: S - Project Delayed

COMMENTS:

Original contractual date of substantial completion is 11/21/2018. Reason: Delays were experienced during the test and balancing of the HVAC systems. Deficiencies and repairs that were not included in the original scope or funded have been required to complete the project substantial completion. Remedy: CSMP contractor proposal is pending to complete the necessary repairs prior to final balancing of the systems.

West Broward High School

SMART Facilities Update by Project Cont.

Track

 Phase: **100%** Complete

SCHEDULE: (Calendar Year)	1: Planning	2: Hire A/E	3: Design	4: Hire Contractor	5: Construction	6: Closeout
Planned	N/A	N/A	Q1 2017	N/A	Q4 2017	Q1 2018
Actual/Forecast	10/20/2017	10/27/2017	10/28/2017	12/12/2017	11/7/2017	3/28/2018

SCOPE:	BUDGET:	FLAG:
Track Resurfacing	\$300,000	COMMENTS:

Weight Room

 Phase: **100%** Complete

SCHEDULE: (Calendar Year)	1: Planning	2: Hire A/E	3: Design	4: Hire Contractor	5: Construction	6: Closeout
Planned	Q4 2017	Q4 2017	Q4 2017	Q2 2018	Q2 2018	Q3 2018
Actual/Forecast	9/18/2017	10/26/2017	11/16/2017	5/7/2018	6/13/2018	10/3/2018

SCOPE:	BUDGET:	FLAG:
Weight Room Renovation	\$121,000	COMMENTS:

School Choice Enhancements*

 Phase: **100%** Complete

SCHEDULE:	PH:1 Planning/Design	PH:2 Implement	PH:3 Complete
Planned	Q1 2015	Q4 2016	Q2 2018
Actual	11/2015	12/2016	09/2018

SCOPE:	BUDGET:	FLAG:
School Choice Enhancement	\$100,000	COMMENTS:

*SCEP projects follows a three-phase design process that begins with planning/design, followed by implementation and finally completion when all items have been delivered and installed.



West Hollywood Elementary School

6301 HOLLYWOOD BOULEVARD, HOLLYWOOD 33024

Location Num	0161
Board District	1
Board Member	Ann Murray
ADEFP Budget*	\$4,240,160
Total Facilities Budget	\$4,010,160

***NOTE** This quarter reflects the Adopted District Educational Facilities Plan total budget as approved by SBBC in September 2019. This budget includes Technology improvements and Musical Instruments Replacements which are not included in this section of the report.

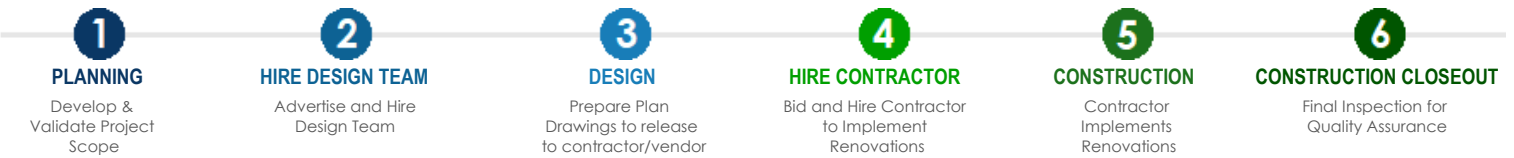
- All dates are based on calendar year. SMART funded projects are included. Only
- Projects without expenditures to date may not show up in the "Financially Active Project Detail Schedule".

PRIMARY PROJECTS CURRENT STATUS: **Construction**

Primary Renovation: Construction in progress. HVAC and fire alarm work is nearing completion. Pending final Test and Balance comment closure and final fire alarm device installation prior to final inspection.

School Choice Enhancements: COMPLETED 06/2018. Voting completed 9/1/16. Media Center furniture, Music upgrades and cafeteria sound system delivered and installed 04/2017. Printers delivered 04/2018. Two-way radios delivered 06/2018. Marquee delivered and installed 06/2018.

SMART Facilities Update By Project



Primary Renovation

Phase: **98% Complete**

SCHEDULE: (Calendar Year)	1: Planning	2: Hire A/E	3: Design	4: Hire Contractor	5: Construction	6: Closeout
Planned	Q2 2016	Q3 2016	Q1 2017	Q4 2017	Q1 2018	Q1 2019
New Planned	Q2 2016	Q3 2016	Q1 2017	Q4 2017	Q1 2019	Q1 2020
Actual/Forecast	6/17/2016	8/16/2016	1/30/2017	8/1/2018	2/27/2019	11/11/2020

SCOPE:	BUDGET:
Additional Funding - Board Approved 12/18/18 (JJ-3)	\$1,231,160
Bldg Envelope Impr. (Roof, Window, Ext Wall, etc.)	\$741,000
Fire Alarm	\$294,000
HVAC Improvements	\$1,644,000

FLAG: S - Project Delayed

COMMENTS:

Original contractual date of substantial completion is 3/24/2020. The project is currently delayed by four months. A notice of concern has been issued to the contractor. The pace of construction is not per the original construction schedule submitted by the contractor. Update: Contractor is progressing and is scheduled to have construction complete prior to students returning to the school.

West Hollywood Elementary School

SMART Facilities Update by Project Cont.

School Choice Enhancements*

 Phase: **100%** Complete

SCHEDULE:	PH:1 Planning/Design	PH:2 Implement	PH:3 Complete
Planned	Q1 2015	Q3 2016	Q2 2018
Actual	11/2015	09/2016	06/2018

SCOPE:	BUDGET:	FLAG:
School Choice Enhancement	\$100,000	COMMENTS:

*SCEP projects follows a three-phase design process that begins with planning/design, followed by implementation and finally completion when all items have been delivered and installed.



Westchester Elementary School

12405 ROYAL PALM BOULEVARD, CORAL SPRINGS 33065

Location Num	2681
Board District	4
Board Member	Lori Alhadeff
ADEFP Budget*	\$3,528,000
Total Facilities Budget	\$3,098,000

***NOTE** This quarter reflects the Adopted District Educational Facilities Plan total budget as approved by SBBC in September 2019. This budget includes Technology improvements and Musical Instruments Replacements which are not included in this section of the report.

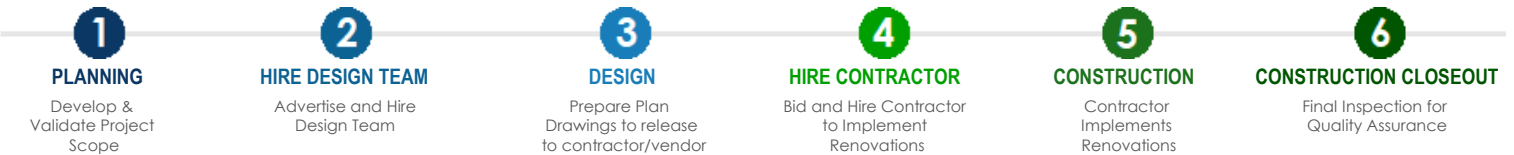
- All dates are based on calendar year. SMART funded projects are included. Only
- Projects without expenditures to date may not show up in the "Financially Active Project Detail Schedule".

PRIMARY PROJECTS CURRENT STATUS: **Construction**

Primary Renovation: Construction in progress. Fire protection shop drawing has been approved. Roofing binder and fire alarm shop drawings are pending. Media Center improvements are nearing completion. Temporary restrooms are on order until the ADA restroom scope can be completed.

School Choice Enhancements: Voting completed prior to 10/2015. K-2 playground upgrade, sand replacement with PIP rubber cancelled as the school revoked 05/2018 and repurposed the funds to add minor security enhancement items. Computer lab conversion has been completed by the District. Digital marquee permitted 09/2018; installed 01/2019. Access Control Card Reader system permitted 08/2019; installation complete 12/2019.

SMART Facilities Update By Project



Primary Renovation

Phase: **20% Complete**

SCHEDULE: (Calendar Year)	1: Planning	2: Hire A/E	3: Design	4: Hire Contractor	5: Construction	6: Closeout
Planned	Q3 2016	Q3 2016	Q1 2017	Q4 2017	Q2 2018	Q2 2019
New Planned	Q3 2016	Q3 2016	Q1 2017	Q2 2019	Q3 2019	Q4 2020
Actual/Forecast	8/12/2016	9/20/2016	4/5/2017	3/11/2019	8/14/2019	2/21/2021

SCOPE:	BUDGET:
ADA Restrooms, Replace Fire Alarm, Drainage Improvements	\$1,797,142
Bldg Envelope Impr. (Roof, Window, Ext Wall, etc.)	\$182,000
Deduction of Funding - Board Approved 6/25/19 (JJ-1)	(\$547,142)
Electrical Improvements	\$263,000
Fire Sprinklers	\$772,000
HVAC Improvements	\$146,616
Media Center improvements	\$208,000

FLAG: S - Delay Possible

COMMENTS:
Original contractual date of substantial completion is 9/18/2020. Project is experiencing delays due to contractor not providing submittals in a timely manner.

Westchester Elementary School

SMART Facilities Update by Project Cont.

Chiller Replacement

 Phase: **95% Complete**

SCHEDULE: (Calendar Year)	1: Planning	2: Hire A/E	3: Design	4: Hire Contractor	5: Construction	6: Closeout
Planned	N/A	N/A	N/A	N/A	N/A	N/A
Actual/Forecast	N/A	N/A	N/A	N/A	N/A	N/A

SCOPE: HVAC Improvements - Chiller Replacement	BUDGET: \$176,384	FLAG: COMMENTS:
--	-----------------------------	----------------------------------

School Choice Enhancements*

 Phase: **81% Complete**

SCHEDULE:	PH:1 Planning/Design	PH:2 Implement	PH:3 Complete
Planned	Q1 2015	Q3 2016	TBD
Actual	11/2015	11/2015	TBD

SCOPE: School Choice Enhancement	BUDGET: \$100,000	FLAG: COMMENTS: Planned dates shown as TBD will be provided after all items have been ordered and funds allocated.
--	-----------------------------	--

*SCEP projects follows a three-phase design process that begins with planning/design, followed by implementation and finally completion when all items have been delivered and installed.



Western High School

1200 SW 136 AVENUE, DAVIE 33325

Location Num	2831
Board District	6
Board Member	Laurie Rich Levinson
ADEFP Budget*	\$6,153,000
Total Facilities Budget	\$4,747,000

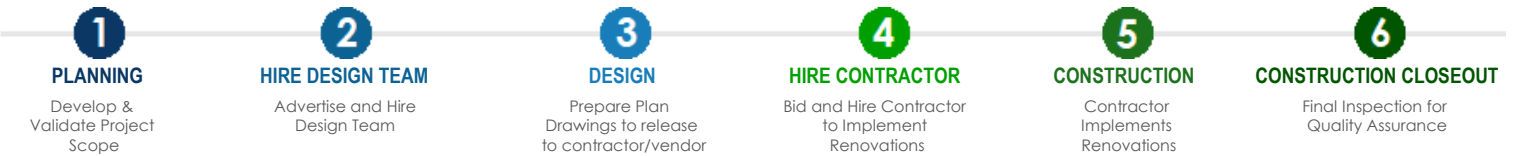
***NOTE** This quarter reflects the Adopted District Educational Facilities Plan total budget as approved by SBBC in September 2019. This budget includes Technology improvements and Musical Instruments Replacements which are not included in this section of the report.
 - All dates are based on calendar year. SMART funded projects are included. Only
 - Projects without expenditures to date may not show up in the "Financially Active Project Detail Schedule".

PRIMARY PROJECTS CURRENT STATUS: Design

Primary Renovation: 50% Construction Documents are in progress.

School Choice Enhancements: COMPLETED 03/2020 - Voting completed 12/11/2018 - Results received 1/9/2019. Water Bottle Filling Stations installed. (4) Golf Carts, (4) Laptop computer carts delivered 02/2019. (75) Two-way radios delivered 03/2019.

SMART Facilities Update By Project



Primary Renovation

Phase: **45% Complete**

SCHEDULE: (Calendar Year)	1: Planning	2: Hire A/E	3: Design	4: Hire Contractor	5: Construction	6: Closeout
Planned	Q1 2017	Q2 2017	Q4 2017	Q3 2018	Q1 2019	Q1 2020
New Planned	Q1 2017	Q2 2017	Q4 2017	Q3 2019	Q1 2020	Q2 2022
Actual/Forecast	1/9/2017	4/18/2017	10/20/2017	Q1 2021		

SCOPE:	BUDGET:
Bldg Envelope Impr. (Roof, Window, Ext Wall, etc.)	\$144,000
Electrical Improvements	\$325,000
HVAC Improvements	\$1,971,000
Media Center improvements	\$414,000
Safety / Security Upgrade	\$92,000
STEM Lab improvements	\$177,524

FLAG: **S - Project Delayed**

COMMENTS:
 Due to the termination of the original design firm the project was delayed by multiple months.

Culinary Lab

Phase: **30% Complete**

SCHEDULE: (Calendar Year)	1: Planning	2: Hire A/E	3: Design	4: Hire Contractor	5: Construction	6: Closeout
Planned	N/A	N/A	N/A	N/A	N/A	N/A
New Planned	Q1 2017	Q2 2017	Q4 2017	Q3 2019	Q1 2020	Q2 2022
Actual/Forecast	1/9/2017	4/18/2017	10/20/2017	5/14/2019	6/10/2019	8/19/2020

SCOPE:	BUDGET:
STEM Lab and ADA Restrooms	\$1,102,476

FLAG:

COMMENTS:

Western High School

SMART Facilities Update by Project Cont.

Weight Room

Phase: **100%** Complete

SCHEDULE: (Calendar Year)	1: Planning	2: Hire A/E	3: Design	4: Hire Contractor	5: Construction	6: Closeout
Planned	Q4 2017	Q4 2017	Q4 2017	Q2 2018	Q2 2018	Q3 2018
Actual/Forecast	9/18/2017	10/26/2017	11/16/2017	4/13/2018	5/6/2018	8/5/2018

SCOPE: Weight Room Renovation	BUDGET: \$121,000	FLAG: COMMENTS:
---	-----------------------------	----------------------------------

Track

Phase: **100%** Complete

SCHEDULE: (Calendar Year)	1: Planning	2: Hire A/E	3: Design	4: Hire Contractor	5: Construction	6: Closeout
Planned	N/A	N/A	N/A	N/A	N/A	N/A
Actual/Forecast	N/A	N/A	N/A	N/A	10/3/2016	11/17/2016

SCOPE: Track Resurfacing	BUDGET: \$300,000	FLAG: COMMENTS:
------------------------------------	-----------------------------	----------------------------------

School Choice Enhancements*

Phase: **99%** Complete

SCHEDULE:	PH:1 Planning/Design	PH:2 Implement	PH:3 Complete
Planned	Q4 2017	Q1 2019	Q1 2020
Actual	11/2017	02/2019	03/2020

SCOPE: School Choice Enhancement	BUDGET: \$100,000	FLAG: COMMENTS: All items approved by voting process have been delivered and installed. School is determining how to spend the remaining funding from the contingency portion of the SCEP funding.
--	-----------------------------	--

*SCEP projects follows a three-phase design process that begins with planning/design, followed by implementation and finally completion when all items have been delivered and installed.



Westglades Middle School

11 000 HOLMBERG ROAD, PARKLAND 33076

Location Num	3871
Board District	4
Board Member	Lori Alhadeff
ADEFP Budget*	\$4,711,200
Total Facilities Budget	\$2,937,000

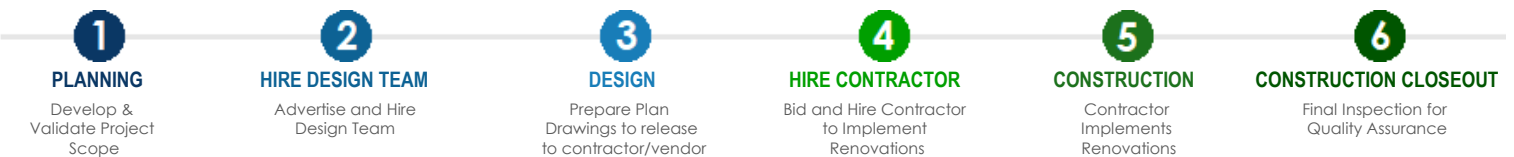
***NOTE** This quarter reflects the Adopted District Educational Facilities Plan total budget as approved by SBBC in September 2019. This budget includes Technology improvements and Musical Instruments Replacements which are not included in this section of the report.
 - All dates are based on calendar year. SMART funded projects are included. Only
 - Projects without expenditures to date may not show up in the "Financially Active Project Detail Schedule".

PRIMARY PROJECTS CURRENT STATUS: Hire Contractor

Primary Renovation: Contractor procurement in progress. Bid advertisement is scheduled for November 2020.

School Choice Enhancements: COMPLETED 09/2019 - Principal's letter initiated 11/30/2018 for Year 5 group. Kick-off meeting held during SAC meeting 11/9/2018. Voting completed 3/19/2019. (7) Classroom Projectors delivered 05/2019. Student Laptops, Carts, Administrative Laptops, Teacher Laptops - (3) Lenovo Yoga L380 - (9) Lenovo L480 - (325) Student Laptops Lenovo 300E - (6) Carts - Cart wiring for (6) new carts and (1) existing, (7) delivered 09/2019.

SMART Facilities Update By Project



Primary Renovation

Phase: **5% Complete**

SCHEDULE: (Calendar Year)	1: Planning	2: Hire A/E	3: Design	4: Hire Contractor	5: Construction	6: Closeout
Planned	Q1 2018	Q2 2018	Q4 2018	Q3 2019	Q1 2020	Q3 2020
New Planned	Q1 2018	Q2 2018	Q4 2018	Q1 2020	Q3 2020	Q1 2022
Actual/Forecast	11/13/2017	12/19/2017	7/10/2018	1/30/2020	Q2 2021	

SCOPE:

Bldg Envelope Impr. (Roof, Window, Ext Wall, etc.)

BUDGET:

\$2,837,000

FLAG: S - Delay Possible

COMMENTS:

Funding Year 1 thru 3 projects are to take priority for advertisement of bid. The project is funded under Year 5 and will be advertised after the funding Year 1 thru 3 projects that are prepared for advertisement.

Westglades Middle School

SMART Facilities Update by Project Cont.

School Choice Enhancements*

 Phase: **100%** Complete

SCHEDULE:	PH:1 Planning/Design	PH:2 Implement	PH:3 Complete
Planned	Q4 2018	Q1 2019	Q4 2019
Actual	11/2018	03/2019	09/2019

SCOPE:

School Choice Enhancement

BUDGET:

\$100,000

FLAG:
COMMENTS:

*SCEP projects follows a three-phase design process that begins with planning/design, followed by implementation and finally completion when all items have been delivered and installed.



Westpine Middle School

9393 NW 50 STREET, SUNRISE 33351

Location Num	2052
Board District	5
Board Member	Dr. Rosalind Osgood
ADEFP Budget*	\$5,196,500
Total Facilities Budget	\$4,715,500

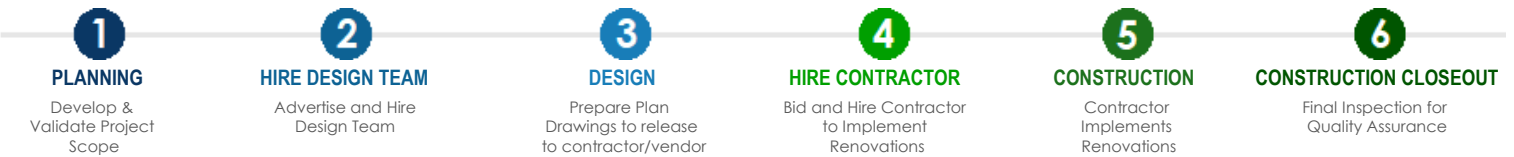
***NOTE** This quarter reflects the Adopted District Educational Facilities Plan total budget as approved by SBBC in September 2019. This budget includes Technology improvements and Musical Instruments Replacements which are not included in this section of the report.
 - All dates are based on calendar year. SMART funded projects are included. Only
 - Projects without expenditures to date may not show up in the "Financially Active Project Detail Schedule".

PRIMARY PROJECTS CURRENT STATUS: **Construction**

Primary Renovation: Construction in progress. Submittals are being prepared.

School Choice Enhancements: COMPLETED 03/2020 - Voting completed 11/13/18 - Projectors, Media Center furniture, STEM Lab furniture (tables, high stools and chairs) delivered 02/2019. Projector Screen and Cafeteria Sound System installation completed 03/2019. Cafeteria projectors screen delivered 04/2019. TV delivered and installed 04/2019. (44) Tables, (944) Armless chairs, (2) teacher desk, (2) teacher chairs delivered 10/2019. Samsung 43" Smart LED Ultra HDTV, Tilt Mount delivered 05/2020.

SMART Facilities Update By Project



Primary Renovation

Phase: **2% Complete**

SCHEDULE: (Calendar Year)	1: Planning	2: Hire A/E	3: Design	4: Hire Contractor	5: Construction	6: Closeout
Planned	Q2 2017	Q3 2017	Q2 2018	Q4 2018	Q2 2019	Q2 2020
New Planned	Q2 2017	Q3 2017	Q2 2018	Q3 2019	Q1 2020	Q3 2021
Actual/Forecast	5/1/2017	7/20/2017	3/12/2018	5/2/2019	8/14/2020	1/28/2022

SCOPE:	BUDGET:
Additional Funding - Board Approved 05/19/20 (JJ-18)	\$2,330,500
Bldg Envelope Impr. (Roof, Window, Ext Wall, etc.)	\$2,066,000
Fire Sprinklers	\$15,000
HVAC Improvements	\$204,000

FLAG: S - Project Delayed

COMMENTS:
 Original contractual date of substantial completion is 1/28/2022. Project is currently on pace.

Westpine Middle School

SMART Facilities Update by Project Cont.

School Choice Enhancements*

 Phase: **100% Complete**

SCHEDULE:	PH:1 Planning/Design	PH:2 Implement	PH:3 Complete
Planned	Q4 2017	Q4 2018	Q1 2020
Actual	11/2017	11/2018	03/2020

SCOPE:	BUDGET:	FLAG:
School Choice Enhancement	\$100,000	COMMENTS: <div style="border: 1px solid black; height: 30px; width: 100%;"></div>

*SCEP projects follows a three-phase design process that begins with planning/design, followed by implementation and finally completion when all items have been delivered and installed.



Westwood Heights Elementary School

2861 SW 9 STREET, FORT LAUDERDALE 33312

Location Num	0631
Board District	3
Board Member	Heather P. Brinkworth
ADEFP Budget*	\$4,521,269
Total Facilities Budget	\$4,337,269

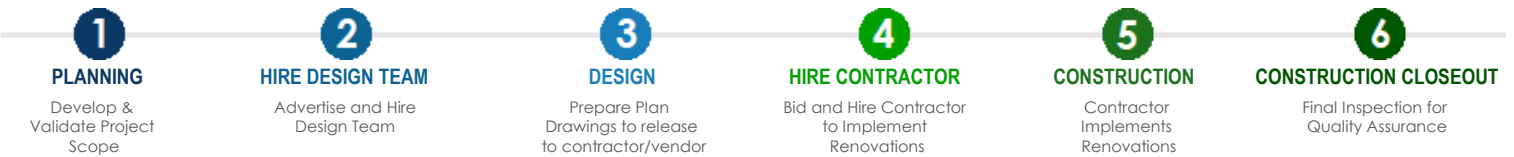
***NOTE** This quarter reflects the Adopted District Educational Facilities Plan total budget as approved by SBBC in September 2019. This budget includes Technology improvements and Musical Instruments Replacements which are not included in this section of the report.
 - All dates are based on calendar year. SMART funded projects are included. Only
 - Projects without expenditures to date may not show up in the "Financially Active Project Detail Schedule".

PRIMARY PROJECTS CURRENT STATUS: **Construction**

Primary Renovation: Construction in progress. Pending final signatures to issue the Certificate of Occupancy.

School Choice Enhancements: COMPLETED 04/2019 - Voting completed 6/9/16. Book room upgrade, projectors, science lab technology and media center projector delivered and installed 10/2016. Science lab and cafeteria upgrades delivered 09/2016. Office furniture delivered 08/2017. Marquee completed 10/2018. Document Cameras delivered 04/2019.

SMART Facilities Update By Project



Primary Renovation

Phase: **99% Complete**

SCHEDULE: (Calendar Year)	1: Planning	2: Hire A/E	3: Design	4: Hire Contractor	5: Construction	6: Closeout
Planned	Q4 2016	Q4 2016	Q2 2017	Q4 2017	Q3 2018	Q2 2019
New Planned	Q4 2016	Q4 2016	Q2 2017	Q1 2019	Q2 2019	Q2 2020
Actual/Forecast	12/15/2016	12/15/2016	6/2/2017	12/18/2018	5/9/2019	11/2/2020

SCOPE:	BUDGET:
Additional Funding - Board Approved 4/9/19 (JJ-3)	\$2,517,269
Bldg Envelope Impr. (Roof, Window, Ext Wall, etc.)	\$982,000
HVAC Improvements	\$628,000
Media Center improvements	\$110,000

FLAG:
COMMENTS:

School Choice Enhancements*

Phase: **100% Complete**

SCHEDULE:	PH:1 Planning/Design	PH:2 Implement	PH:3 Complete
Planned	Q1 2015	Q2 2016	Q1 2018
Actual	11/2015	06/2016	04/2019

SCOPE:	BUDGET:
School Choice Enhancement	\$100,000

FLAG:
COMMENTS:

*SCEP projects follows a three-phase design process that begins with planning/design, followed by implementation and finally completion when all items have been delivered and installed.



Whiddon-Rogers Education Center

700 SW 26TH STREET, FORT LAUDERDALE 33315

Location Num	0452
Board District	3
Board Member	Heather P. Brinkworth
ADEFP Budget*	\$5,680,000
Total Facilities Budget	\$5,426,000

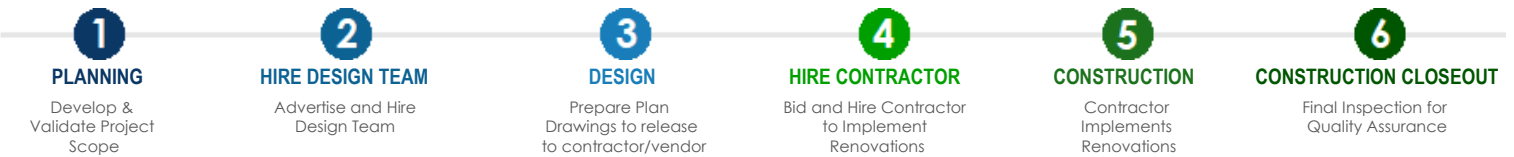
***NOTE** This quarter reflects the Adopted District Educational Facilities Plan total budget as approved by SBBC in September 2019. This budget includes Technology improvements and Musical Instruments Replacements which are not included in this section of the report.
 - All dates are based on calendar year. SMART funded projects are included. Only
 - Projects without expenditures to date may not show up in the "Financially Active Project Detail Schedule".

PRIMARY PROJECTS CURRENT STATUS: Hire Contractor

Primary Renovation: Contractor procurement in progress. Pending advertisement for bids.

School Choice Enhancements: COMPLETED 08/15/17. Voting completed 12/8/15. Signs/banners, backless benches and interior painting delivered and installed. Digital marquee installed and operational. Cafeteria tables are delivered and installed. Laptops delivered 08/2017.

SMART Facilities Update By Project



Primary Renovation

Phase: **15%** Complete

SCHEDULE: (Calendar Year)	1: Planning	2: Hire A/E	3: Design	4: Hire Contractor	5: Construction	6: Closeout
Planned	Q1 2016	Q2 2016	Q2 2017	Q1 2018	Q2 2018	Q3 2019
New Planned	Q1 2016	Q2 2016	Q2 2017	Q3 2019	Q1 2020	Q1 2021
Actual/Forecast	2/2/2016	7/26/2016	4/27/2017	6/26/2020	Q4 2020	

SCOPE:	BUDGET:
Bldg Envelope Impr. (Roof, Window, Ext Wall, etc.)	\$1,246,000
Fire Alarm	\$462,000
HVAC Improvements	\$1,324,000
Improvements to or Replacement of building 10	\$525,000
Improvements to or Replacement of building 11	\$569,000
Improvements to or Replacement of building 12	\$499,000
Improvements to or Replacement of building 13	\$559,000
Media Center improvements	\$142,000

FLAG: S - Project Delayed

COMMENTS:

Reason: Delays have occurred throughout the design phase. There was a delay in the review of the 100% Construction Documents. Multiple submissions were required in order to closeout comments. Remedy: The owner will be enforcing terms of the contract for delays.

Whiddon-Rogers Education Center

SMART Facilities Update by Project Cont.

School Choice Enhancements*

Phase: **100%** Complete

SCHEDULE:	PH:1 Planning/Design	PH:2 Implement	PH:3 Complete
Planned	Q1 2015	Q4 2015	Q3 2017
Actual	11/2015	12/2015	08/2017

SCOPE:

School Choice Enhancement

BUDGET:

\$100,000

FLAG:

COMMENTS:

*SCEP projects follows a three-phase design process that begins with planning/design, followed by implementation and finally completion when all items have been delivered and installed.



Whispering Pines Education Center

3609 SW 89TH AVENUE, MIRAMAR 33025

Location Num	1752
Board District	2
Board Member	Patricia Good
ADEFP Budget*	\$2,849,466
Total Facilities Budget	\$2,200,000

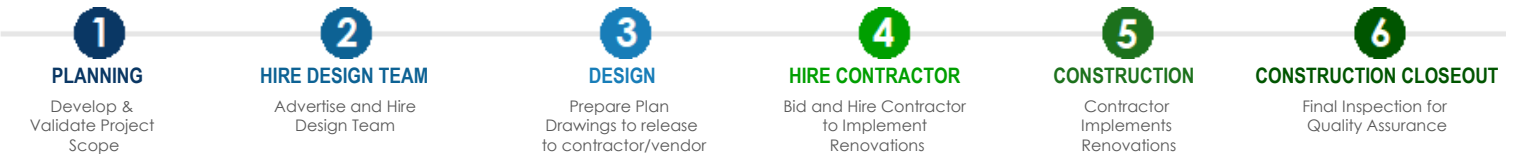
***NOTE** This quarter reflects the Adopted District Educational Facilities Plan total budget as approved by SBBC in September 2019. This budget includes Technology improvements and Musical Instruments Replacements which are not included in this section of the report.
 - All dates are based on calendar year. SMART funded projects are included. Only
 - Projects without expenditures to date may not show up in the "Financially Active Project Detail Schedule".

PRIMARY PROJECTS CURRENT STATUS: Design

Primary Renovation: 100% Construction Documents in the permitting process. Building Department is currently reviewing the fourth submissions for permit.

School Choice Enhancements: Kick-off meeting held 2/19/2019. Ballot Development in progress.

SMART Facilities Update By Project



Primary Renovation

Phase: **98% Complete**

SCHEDULE: (Calendar Year)	1: Planning	2: Hire A/E	3: Design	4: Hire Contractor	5: Construction	6: Closeout
Planned	Q1 2018	Q2 2018	Q1 2019	Q3 2019	Q2 2020	Q3 2020
New Planned	Q1 2018	Q2 2018	Q1 2019	Q4 2019	Q2 2020	Q1 2021
Actual/Forecast	8/1/2017	10/6/2017	3/26/2018	Q4 2020		

SCOPE:	BUDGET:
Bldg Envelope Impr. (Roof, Window, Ext Wall, etc.)	\$837,000
Fire Alarm	\$462,000
Fire Sprinklers	\$11,000
HVAC Improvements	\$790,000

FLAG: S - Project Delayed

COMMENTS:
 Reason: Delays have occurred during the design phase. The design firm has been delayed in meeting the contract schedule. Remedy: The owner will be enforcing terms of the contract for delays.

Whispering Pines Education Center

SMART Facilities Update by Project Cont.

School Choice Enhancements*

 Phase: **25%** Complete

SCHEDULE:	PH:1 Planning/Design	PH:2 Implement	PH:3 Complete
Planned	Q4 2018	TBD	TBD
Actual	11/2018		

SCOPE:	BUDGET:	FLAG:
School Choice Enhancement	\$100,000	COMMENTS: Planned date for Implementation phase shown as TBD will be provided after voting process has been completed by the school community.

*SCEP projects follows a three-phase design process that begins with planning/design, followed by implementation and finally completion when all items have been delivered and installed.



William E. Dandy Middle School

2400 NW 26 STREET, FORT LAUDERDALE 33311

Location Num	1071
Board District	5
Board Member	Dr. Rosalind Osgood
ADEFP Budget*	\$7,635,550
Total Facilities Budget	\$7,318,550

***NOTE** This quarter reflects the Adopted District Educational Facilities Plan total budget as approved by SBBC in September 2019. This budget includes Technology improvements and Musical Instruments Replacements which are not included in this section of the report.

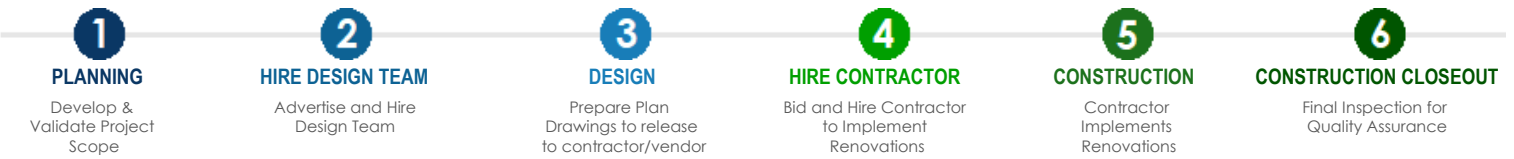
- All dates are based on calendar year. SMART funded projects are included. Only
- Projects without expenditures to date may not show up in the "Financially Active Project Detail Schedule".

PRIMARY PROJECTS CURRENT STATUS: **Construction**

Primary Renovation: Construction in progress. Shop drawings and submittals are being revised.

School Choice Enhancements: COMPLETED 12/2019 - Voting authorized 3/1/2018 - Voting completed 3/16/18 - Cafeteria sound system and projector delivered 05/2018. Murals completed 07/2018. Exterior painting, Cafeteria Tables and Media Center furniture completed 08/2018. Painting of the walkways completed 01/2019. Aiphone for the Single Point of Entry completed 12/2019.

SMART Facilities Update By Project



Primary Renovation

Phase: **5% Complete**

SCHEDULE: (Calendar Year)	1: Planning	2: Hire A/E	3: Design	4: Hire Contractor	5: Construction	6: Closeout
Planned	Q4 2016	Q1 2017	Q4 2017	Q2 2018	Q4 2018	Q4 2019
New Planned	Q4 2016	Q1 2017	Q4 2017	Q2 2019	Q4 2019	Q2 2021
Actual/Forecast	11/18/2016	3/13/2017	8/30/2017	6/5/2019	2/27/2020	5/20/2021

SCOPE:	BUDGET:
Additional Funding - Board Approved 11/06/19 (JJ-3)	\$4,023,550
Bldg Envelope Impr. (Roof, Window, Ext Wall, etc.)	\$2,042,000
Fire Alarm	\$462,000
Fire Sprinklers	\$16,000
HVAC Improvements	\$533,000
Improvements to or Replacement of building 18	\$59,000
Safety / Security Upgrade	\$83,000

FLAG:

COMMENTS:

Original contractual date of substantial completion is 5/21/2021. Project is currently on pace.

William E. Dandy Middle School

SMART Facilities Update by Project Cont.

School Choice Enhancements*

 Phase: **100%** Complete

SCHEDULE:	PH:1 Planning/Design	PH:2 Implement	PH:3 Complete
Planned	Q4 2016	Q1 2018	Q4 2018
Actual	12/2016	03/2018	12/2019

SCOPE:

School Choice Enhancement

BUDGET:

\$100,000

FLAG:
COMMENTS:

*SCEP projects follows a three-phase design process that begins with planning/design, followed by implementation and finally completion when all items have been delivered and installed.



Wilton Manors Elementary School

2401 NE 3 AVENUE, WILTON MANORS 33305

Location Num	0191
Board District	3
Board Member	Heather P. Brinkworth
ADEFP Budget*	\$3,757,000
Total Facilities Budget	\$3,538,000

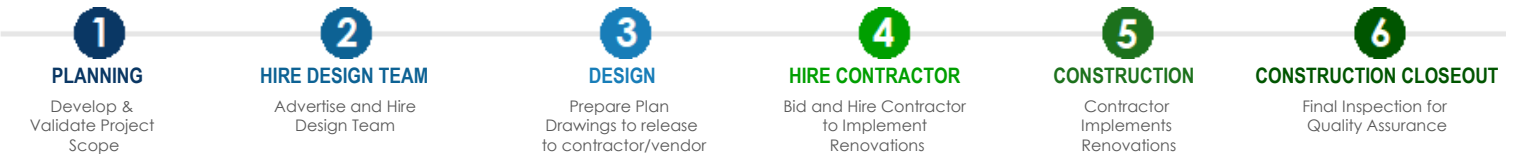
***NOTE** This quarter reflects the Adopted District Educational Facilities Plan total budget as approved by SBBC in September 2019. This budget includes Technology improvements and Musical Instruments Replacements which are not included in this section of the report.
 - All dates are based on calendar year. SMART funded projects are included. Only
 - Projects without expenditures to date may not show up in the "Financially Active Project Detail Schedule".

PRIMARY PROJECTS CURRENT STATUS: Design

Primary Renovation: 100% Construction Documents in the permitting process. Building Department is currently reviewing the first submission.

School Choice Enhancements: Kick-off meeting held 1/26/2018. Voting authorized 9/17/2019. Voting results received 11/5/2019. Aiphone, Strike permit issued, hardware completed 03/2020; pending Electrical Scope installation. (30) Lenovo 100e laptops, (1) Recordex delivered and installed 02/2020. Morning Show Equipment delivered and assembled 03/2020. (8) Armless chairs, and reupholstering chairs and sofas on order. New 4' x 8' Digital Marquee in design.

SMART Facilities Update By Project



Primary Renovation

Phase: **95% Complete**

SCHEDULE: (Calendar Year)	1: Planning	2: Hire A/E	3: Design	4: Hire Contractor	5: Construction	6: Closeout
Planned	Q1 2017	Q1 2017	Q4 2017	Q2 2018	Q1 2019	Q4 2019
New Planned	Q1 2017	Q1 2017	Q4 2017	Q3 2020	Q1 2021	Q1 2022
Actual/Forecast	1/9/2017	3/28/2017	11/20/2017	Q4 2020		

SCOPE:	BUDGET:
Bldg Envelope Impr. (Roof, Window, Ext Wall, etc.)	\$960,000
Fire Alarm	\$252,000
HVAC Improvements	\$2,226,000

FLAG: S - Project Delayed

COMMENTS:

Reason: Delays occurred during design as the design firm did not submit for permitting in a timely manner. Remedy: The owner will be enforcing the terms of the contract for delays.

Wilton Manors Elementary School

SMART Facilities Update by Project Cont.

School Choice Enhancements*

 Phase: **52% Complete**

SCHEDULE:	PH:1 Planning/Design	PH:2 Implement	PH:3 Complete
Planned	Q4 2017	Q4 2019	TBD
Actual	11/2017	11/2019	TBD

SCOPE:	BUDGET:	FLAG:
School Choice Enhancement	\$100,000	COMMENTS: Planned date shown as TBD will be provided after all items have been ordered and funds allocated.

*SCEP projects follows a three-phase design process that begins with planning/design, followed by implementation and finally completion when all items have been delivered and installed.



Wingate Oaks Center

1211 NW 33RD TERRACE, LAUDERHILL 33311

Location Num	0991
Board District	5
Board Member	Dr. Rosalind Osgood
ADEFP Budget*	\$2,883,000
Total Facilities Budget	\$2,658,000

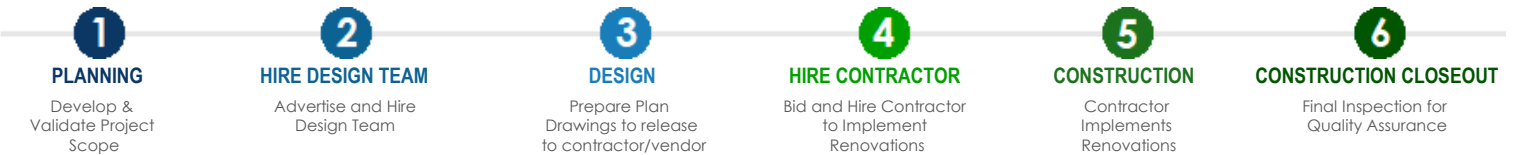
***NOTE** This quarter reflects the Adopted District Educational Facilities Plan total budget as approved by SBBC in September 2019. This budget includes Technology improvements and Musical Instruments Replacements which are not included in this section of the report.
 - All dates are based on calendar year. SMART funded projects are included. Only
 - Projects without expenditures to date may not show up in the "Financially Active Project Detail Schedule".

PRIMARY PROJECTS CURRENT STATUS: Hire Contractor

Primary Renovation: Contractor procurement in progress. Project is being re-bid due to missing construction documents in the bid package. New Letter of Recommendation to Permit has been received.

School Choice Enhancements: Revoting completed January 2017. Mats, and facilities equipment Additional facilities equipment delivered 09/2017. (6) ThinkPad's, (2) TVs and (30) iPads delivered 08/2018. Promethean boards and (35) Two-way Radios delivered 09/2018. (35) Two-way radios delivered 10/2018. (2) Sony HDTVs delivered and installed 10/2018. Installation of (5) Promethean ActivPanels completed 12/2018.

SMART Facilities Update By Project



Primary Renovation

Phase: **5% Complete**

SCHEDULE: (Calendar Year)	1: Planning	2: Hire A/E	3: Design	4: Hire Contractor	5: Construction	6: Closeout
Planned	Q1 2016	Q2 2016	Q4 2016	Q3 2017	Q1 2018	Q1 2019
New Planned	Q1 2016	Q2 2016	Q4 2016	Q1 2019	Q3 2019	Q3 2020
Actual/Forecast	2/24/2016	5/3/2016	10/21/2016	7/3/2019	Q1 2021	

SCOPE:	BUDGET:
Bldg Envelope Impr. (Roof, Window, Ext Wall, etc.)	\$902,000
Fire Alarm	\$420,000
Media Center improvements	\$116,000
Replacement of HVAC equipment in buildings 1,2,4,5.	\$893,558

FLAG: S - Project Delayed

COMMENTS:

Reason: Delay in Design has occurred due to an above average amount of Construction Document submittals to the Building Department. Additional delays have occurred during bid and award due to the required roofing reality check. The purpose of the reality check is to identify opportunities for cost and scope efficiencies. Remedy: The Letter of Recommendation has expired with a new Letter of Recommendation having been received.

Wingate Oaks Center

SMART Facilities Update by Project Cont.

Chiller Replacement

 Phase: **95% Complete**

SCHEDULE: (Calendar Year)	1: Planning	2: Hire A/E	3: Design	4: Hire Contractor	5: Construction	6: Closeout
Planned	N/A	N/A	N/A	N/A	N/A	N/A
Actual/Forecast	N/A	N/A	N/A	N/A	N/A	N/A

SCOPE: HVAC Improvements - Chiller Replacement	BUDGET: \$226,442	FLAG: COMMENTS:
--	-----------------------------	----------------------------------

School Choice Enhancements*

 Phase: **66% Complete**

SCHEDULE:	PH:1 Planning/Design	PH:2 Implement	PH:3 Complete
Planned	Q1 2015	Q1 2017	TBD
Actual	11/2015	01/2017	TBD

SCOPE: School Choice Enhancement	BUDGET: \$100,000	FLAG: COMMENTS: Principal elected to hold projects until other GOB projects are complete. Planned dates shown as TBD will be provided after all items have been ordered and funds allocated.
--	-----------------------------	--

*SCEP projects follows a three-phase design process that begins with planning/design, followed by implementation and finally completion when all items have been delivered and installed.



Winston Park Elementary School

4000 WINSTON PARK BOULEVARD, COCONUT CREEK 33073

Location Num	3091
Board District	7
Board Member	Nora Rupert
ADEFP Budget*	\$3,051,600
Total Facilities Budget	\$2,444,600

***NOTE** This quarter reflects the Adopted District Educational Facilities Plan total budget as approved by SBBC in September 2019. This budget includes Technology improvements and Musical Instruments Replacements which are not included in this section of the report.

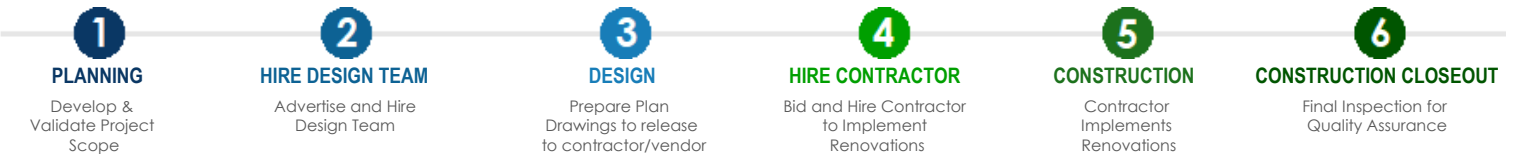
- All dates are based on calendar year. SMART funded projects are included. Only
- Projects without expenditures to date may not show up in the "Financially Active Project Detail Schedule".

PRIMARY PROJECTS CURRENT STATUS: **Construction**

Primary Renovation: Construction in progress. Submittals are being prepare.

School Choice Enhancements: COMPLETED 10/2018 - Voting completed 3/21/18 - Art Tables delivered 06/2018. Recordex, (10) Televisions, and Bulletin Boards delivered 07/2018. (151) Cart wiring delivered 10/2018.

SMART Facilities Update By Project



Primary Renovation

Phase: **1% Complete**

SCHEDULE: (Calendar Year)	1: Planning	2: Hire A/E	3: Design	4: Hire Contractor	5: Construction	6: Closeout
Planned	Q3 2017	Q4 2017	Q3 2018	Q1 2019	Q3 2019	Q2 2020
New Planned	Q3 2017	Q4 2017	Q3 2018	Q4 2019	Q2 2020	Q2 2021
Actual/Forecast	6/1/2017	8/30/2017	3/14/2018	7/12/2019	8/31/2020	9/29/2021

SCOPE:	BUDGET:
Art Room Renovation and Equipment	\$65,000
Bldg Envelope Impr. (Roof, Window, Ext Wall, etc.)	\$289,000
Conversion of Existing Space to Music and/or Art Lab(s)	\$339,000
Deduction of Funding - Board Approved 5/19/20 (JJ-19)	(\$336,400)
Fire Sprinklers	\$819,000
HVAC Improvements	\$736,000
Music Room Renovation	\$136,000

FLAG: S - Project Delayed

COMMENTS:

Original contractual date of substantial completion is 9/29/2021. Contractor is currently on pace. Previous delays during the bid and award phase will not be recovered.

Winston Park Elementary School

SMART Facilities Update by Project Cont.

Chiller Replacement

 Phase: **95% Complete**

SCHEDULE: (Calendar Year)	1: Planning	2: Hire A/E	3: Design	4: Hire Contractor	5: Construction	6: Closeout
Planned	N/A	N/A	N/A	N/A	N/A	N/A
Actual/Forecast	N/A	N/A	N/A	N/A	N/A	N/A

SCOPE: HVAC Improvements - Chiller Replacement	BUDGET: \$297,000	FLAG: COMMENTS:
--	-----------------------------	----------------------------------

School Choice Enhancements*

 Phase: **100% Complete**

SCHEDULE:	PH:1 Planning/Design	PH:2 Implement	PH:3 Complete
Planned	Q4 2017	Q1 2018	Q4 2018
Actual	11/2017	03/2018	10/2018

SCOPE: School Choice Enhancement	BUDGET: \$100,000	FLAG: COMMENTS:
--	-----------------------------	----------------------------------

*SCEP projects follows a three-phase design process that begins with planning/design, followed by implementation and finally completion when all items have been delivered and installed.



Section 6

Budget Activity

Judith Marte, Chief Financial Officer

Budget Activity Report Contents

Introduction	Page 615
Glossary of Terms	Page 618
School Board Approved Amendments	Page 619
Summary of SMART Program Budget Activity	Page 634
Analysis of Expenditure Changes from Previous Quarter	Page 635
Expenditure Chart	Page 636
Notes to Budget Activity Report	Page 637
Combined Summary Schedule	Page 639
Financially Active Projects Summary	Page 641
Financially Active Projects Detail	Page 642
Completed & Meets Standard Projects Summary	Page 699
Completed & Meets Standard Projects Detail	Page 700
Remaining Projects Summary	Page 811
Remaining Projects Details	Page 812

Introduction:

The purpose of the Budget Activity Report Section is to provide information on the financial activity for projects in the SMART Program Quarterly Update. **The Budget Activity Report may give some indication about project activity, but it does not give the status of a project and should be used in conjunction with the School Spotlight construction status reports within this SMART Program Quarterly Update.** In this Budget Activity Report, projects are shown as “financially active” when the project has existing commitments and/or expenses. Project commitments and expenses include, but are not limited to, construction costs, design costs, permitting costs, advertising costs during the planning and procurement phase, equipment, work orders, and Program Management fees.

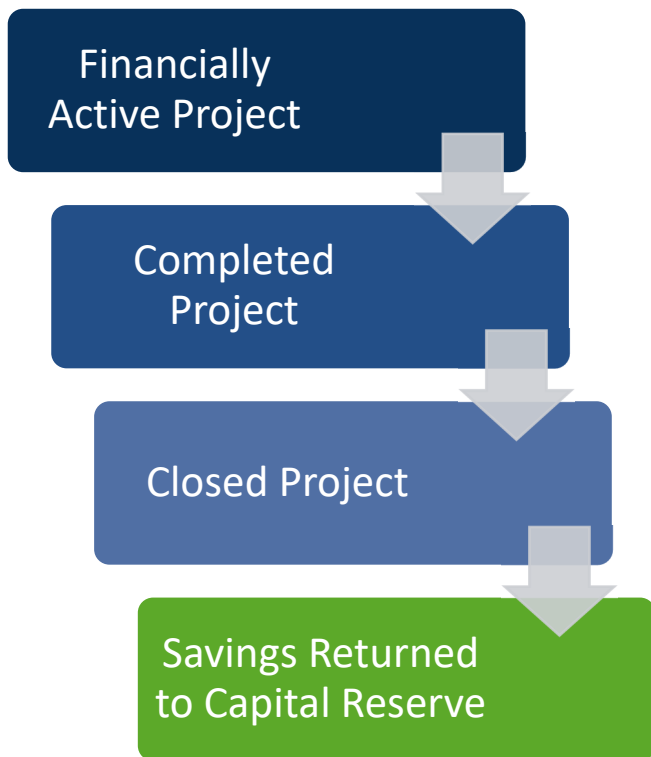
This Budget Activity Report is for the first quarter of the 2021 Fiscal Year that ended on September 30, 2020. During the first quarter the School Board approved financial impact increases and decreases for the following projects: SMART Renovations at Broward Estates ES \$4.0M, Horizon ES \$0.7M, Broadview ES \$2.7M, Tradewinds ES \$2.1M, Collins ES \$0.7M, Pines MS \$0.3M, Lauderdale Lakes MS \$0.2M, South Broward HS \$4.8M, Gulfstream ECCE \$1.6M, Larkdale ES \$1.3M, Coral Park ES \$0.3M, Deerfield Beach HS \$1.4M, Henry D. Perry EC \$3.5M, Olsen MS \$4.0M, Taravella HS \$4.7M, Watkins ES \$2.1M, Markham ES \$1.2M, Coral Springs HS \$3.8M, and Pines Lakes ES \$0.2M. This report includes detail on the \$1.3 billion SMART Program funding included in Program Years 1 through 8.

SMART Appropriations	(in millions)				Total
	Program Years 1-5 (FY15 – FY19)	Program Year 6 (FY20) <i>Current Year</i>	Program Year 7 (FY21)	Program Year 8 (FY22)	
Safety	\$ 87.6	\$ 57.0	\$ 7.6 <u>\$ 11.1</u>	\$ 1.5	\$ 153.7 <u>\$ 157.2</u>
Music & Art	32.0	9.5	0.4 <u>1.5</u>	1.1	43.0 <u>44.1</u>
Athletics	7.2	0.2			7.4
Renovation	555.6	375.8	40.8 <u>70</u>	11.7	947.9 <u>1,013.1</u>
Technology	68.5				68.5
Total	\$ 750.9	\$ 442.5	\$ 48.8 <u>\$ 82.6</u>	\$ 14.3	\$ 1,256.6 <u>\$ 1,290.3</u>

Introduction: (continued)

The voter-approved \$800 million general obligation bonds (GOB) are combined with other non-GOB capital funding to total the \$1.3 billion SMART Program. Full details of the SMART Program are included in the District's Adopted District Educational Facilities Plan (Adopted DEFP). The first series of the GOB was issued in June 2015 and the second GOB series was issued in February 2019. Additional GOB series will be issued in the future to ensure the projects have available funds in line with the projected construction delivery timelines.

The Budget Activity Report includes a section of Completed and Meets Standard Projects. When projects are marked as complete, meets standards, or complete prior, within the various status report sections (Technology, Music, Construction, etc.) the financial activity for the project is moved into the Completed Meets Standard Projects section. Completed Projects are projects that have had financial activity within the SMART Program and the scope of the project has been completed. **There may be some additional financial activity on these projects as the final payments are made and all the purchase orders are closed out.** The other category of projects in this section is Meets Standard. This includes projects like the single point of entry projects that were assigned SMART Program funding, but during the planning and scope validation stage it was determined that renovations to implement single point of entry were completed prior to the SMART Program.



The financial life-cycle of a project starts when the project is **financially active**.

At the end of the implement improvements phase projects are marked as **complete**. These projects are in their final inspection for quality assurance, between substantial and final completion, which includes verification that the scope is completed according to approved specifications, final submittals of documents and closing out the vendor contract.

When all of the close-out steps are completed, final payments have been submitted to vendors, and all purchase orders have been reviewed and closed the project is **closed**.

After the project is closed, remaining funds are reported to the School Board and **returned to the District's Capital Reserve**.

Introduction: (continued)

SMART Program Reserve

On September 6, 2017, the Board approved \$225 million of capital reserves in the 2017/2018 Adopted DEFP to be allocated to the SMART Program Reserve. These funds were added to mitigate any potential cost increases, such as the costs of materials or labor, and to ensure proper funding for those projects identified in the District's 2016 SMART program Risk Assessment/Market Conditions report from Atkins North America, Inc. (Atkins).

At the March 31, 2020 School Board of Broward County Emergency Meeting, the District authorized the issuance of Certificates of Participation (COPs), Series 2020A in an aggregate principal amount not to exceed \$250 million. The 2020A COPs issuance will provide the supplemental funding for the additional costs for the SMART Program associated with the August 2019 updated SMART Program Risk Assessment/Market Conditions report. \$211 million of the \$250 million was placed into the SMART Program Reserve with the remaining \$39 million used to supplement the District's unallocated capital reserve for cost impacts outside of the SMART Program.

On July 21, 2020 the Board approved a new SMART Program Project Manager – Owner's Representative Services (PMOR) contract (item EE-9) with an additional budget impact of \$47.2 million. The additional PMOR budget was added to the total SMART reserve.

Total SMART Reserve

\$225 million	SMART Reserve established FY 2018
\$211 million	COPs Series 2020A
<u>\$47 million</u>	PMOR Allocation
\$483 million	

The July 2020 risk assessment provided by Atkins North America, Inc. is \$462 million at the 70% risk level. Due to Approved Board items thru the end of FY21 Q1 the SMART Reserve balance is currently **\$169.8 million** (including future years).

Bond Oversight Committee

On January 27, 2015, the School Board approved a resolution to create the Bond Oversight Committee (BOC) to act as an independent citizen's advisory committee to the School Board. The District recognizes the importance of establishing a mechanism to encourage greater accountability, transparency, public support and confidence in the use of GOB funds. Florida TaxWatch, a not-for-profit government watchdog group, is providing the BOC independent analysis and recommendations on best practices.

The Budget Activity Report Section is organized in a logical way that includes this Introduction, a Glossary of Terms and Notes to the Budget Activity Report.

Glossary of Terms:

GOB: Funding from the General Obligation Bond

Non-GOB: Funding from all other capital funds.

Original Budget: The budget approved at the May 19, 2015 school board meeting that established the five-year budgets for the SMART program.

Current Budget: The current approved budget that includes any School Board approved changes that impacted the Original Budget.

Commitment: Project obligation, for example purchase orders, contracts or requisitions.

Financially Active Project: Within this Budget Activity Report, projects are shown as financially active when the project has existing commitments or expenses. Project commitments and expenses include, but are not limited to, advertising costs during the planning and procurement phase, design costs, construction costs, permitting costs, equipment, work orders, and Program Management fees.

Completed Projects: Projects that have had financial activity within the SMART Program and the scope of the project has been completed. There may be some additional financial activity on these projects as the final payments are made and all of the purchase orders are closed out. When the Facilities Department partially accelerates a phase of a larger project, the project will not be shown as completed in the Budget Activity Report until the entire project is completed. These are noted as partially accelerated for early completion in the School Spotlights.

Meets Standard Projects: Projects that received SMART Program funding but were later determined to already have had the renovations completed prior to the SMART Program (aka **Complete Prior**).

School Board Approved Amendments

Occasionally it will be necessary to make amendments to the SMART Program. When this happens, the School Board will review the request at a School Board meeting as part of their business agenda. When the Board votes to approve a requested amendment, the changes will be reflected in the SMART Program Budget Activity Report. Changes may include project budget increases or decreases made to reflect construction contract awards and the scheduled delivery of the project. The approved changes are shown in the Budget Activity Report where there is a difference between the Original Budget and the Current Budget.

List of Approved SMART Program Amendments

Board Meeting	Agenda Item #	School Name	Project	Approved Increase/ (Decrease)
1/20/16	JJ-1	Crystal Lake MS	Fire Alarm Replacement	\$30,000
1/20/16	JJ-2	Attucks MS	Building Envelope Improvements	182,125
3/9/16	Boundary Hearing Item 1	Gulfstream Academy of Hallandale Beach K-8	Due to combination of schools, \$50k music moved from old Gulfstream MS to newly created K-8	Net Impact = 0
9/7/16	Special School Board Meeting Item 1	Various – Single Point of Entry and other projects that will benefit by completing them together	SMART Program Project Accelerations \$23.9M from Yr 4&5 to Yr 3	Net Impact = 0
1/18/17	FF-1	Various – Music	Accelerate SMART Music Funding \$7M from Yr 4&5 to Yr 3	Net Impact = 0
2/7/17	JJ-8	Markham ES	Accelerate SMART Construction \$9.2M from Yr 4 to Yr 3	Net Impact = 0
4/4/17	JJ-1	McArthur HS	Shift SMART Funding for building 6 into DEFP for new replacement building project	(890,504)
4/4/17	JJ-2	Dillard ES	Accelerate SMART Construction \$154k from Yr 4 to Yr 3	Net Impact = 0
4/4/17	JJ-3	Park Ridge ES	Accelerate SMART Construction \$78k from Yr 5 to Yr 3	Net Impact = 0
5/16/17	JJ-6	Coral Springs Pre-K - 8	Accelerate SMART Construction \$125k from Yr 5 to Yr 3	Net Impact = 0
5/16/17	JJ-7	Hollywood Hills ES	Accelerate SMART Construction \$16k from Yr 5 to Yr 3	Net Impact = 0
5/16/17	JJ-8	Coral Springs MS	Accelerate SMART Construction \$194k from Yr 4 to Yr 3	Net Impact = 0
5/16/17	JJ-9	Indian Trace ES	Accelerate SMART Construction \$297k from Yr 4 to Yr 3	Net Impact = 0

List of Approved SMART Program Amendments

(continued)

Board Meeting	Agenda Item #	School Name	Project	Approved Increase/ (Decrease)
5/16/17	JJ-10	Winston Park ES	Accelerate SMART Construction \$297k from Yr 4 to Yr 3	Net Impact = 0
9/6/17	1	Various Locations – See Completed and Meets Standard Report within the Budget Activity Report Section	When the Board approved the Adopted DEFP FY18, the District recognized shifting funds for single point of entry projects as well as completed technology projects as savings.	
			Technology Savings from Completed Projects	(11,926,730)
			Single Point Savings from Meets Standard Projects	(2,888,000)
9/6/17	1	District-Wide	Additional single point of entry projects as approved in the Adopted DEFP FY18	6,730,000
10/17/17	JJ-2	McNicol Middle	Construction Bid Recommendation - Single Point of Entry	25,000
10/17/17	JJ-3	North Fork Elementary	Construction Bid Recommendation - Single Point of Entry	28,863
10/17/17	JJ-12	Monarch High	Increase of Funds - Track Resurfacing	35,000
10/17/17	JJ-13	Cypress Bay High	Increase of Funds - Track Resurfacing	45,000
10/17/17	JJ-14	Manatee Bay Elementary	Construction Bid Recommendation - SMART Program Renovations	625,661
11/7/17	JJ-10	Indian Ridge Elementary	Construction Bid Recommendation - SMART Program Renovations	945,102
11/7/17	JJ-11	Stranahan High	SMART Funding Reduced and transferred to Accelerated Pool Renovation Project	(204,423)
12/19/17	JJ-8	James Hunt Elementary	Partial Acceleration of SMART Renovations – Replacement of Air Cooled Chiller	Net Impact = 0
12/19/17	JJ-9	Cooper City Elementary	Acceleration of School Choice Enhancement Program	Net Impact = 0
12/19/17	JJ-11	Forest Glen Middle	Additional Funding - Single Point of Entry	178,186
12/19/17	JJ-12	Tradewinds Elementary	Additional Funding - Single Point of Entry	186,560

List of Approved SMART Program Amendments

(continued)

Board Meeting	Agenda Item #	School Name	Project	Approved Increase/ (Decrease)
12/19/17	JJ-13	Larkdale Elementary	Additional Funding - Single Point of Entry	289,410
12/19/17	JJ-14	Coconut Creek Elementary	Construction Bid Recommendation - SMART Program Renovations	517,143
12/19/17	JJ-15	Cypress Elementary	Construction Bid Recommendation - SMART Program Renovations	452,897
1/17/18	JJ-7	Lauderhill 6-12 School	Additional Funding - Single Point of Entry	33,916
1/17/18	JJ-8	Royal Palm Elementary	Additional Funding - Single Point of Entry	44,120
2/21/18	JJ-2	Lauderhill-Paul Turner ES, Park Ridge ES and Winston Park ES	Partial Acceleration of SMART Renovations - Professional Services Agreement	Net Impact = 0
2/21/18	JJ-3	Boulevard Heights ES, Lakeside ES	Partial Acceleration of SMART Renovations - Professional Services Agreement	Net Impact = 0
2/21/18	JJ-4	Hollywood Hills ES, North Andrews Gardens ES	Partial Acceleration of SMART Renovations - Professional Services Agreement	Net Impact = 0
2/21/18	JJ-5	Stephen Foster ES, Sheridan Park ES	Partial Acceleration of SMART Renovations - Professional Services Agreement	Net Impact = 0
2/21/18	JJ-6	Country Hills ES	Partial Acceleration of SMART Renovations - Professional Services Agreement	Net Impact = 0
2/21/18	JJ-7	Sheridan Technical College	Partial Acceleration of SMART Renovations - Professional Services Agreement	Net Impact = 0
2/21/18	JJ-8	Larkdale ES and Panther Run ES	Partial Acceleration of SMART Renovations - Professional Services Agreement	Net Impact = 0
2/21/18	JJ-9	Park Springs ES	Partial Acceleration of SMART Renovations - Professional Services Agreement	Net Impact = 0

List of Approved SMART Program Amendments

(continued)

Board Meeting	Agenda Item #	School Name	Project	Approved Increase/ (Decrease)
3/6/18	JJ-1	Palmview ES and South Plantation HS	Partial Acceleration of SMART Renovations - Professional Services Agreement	Net Impact = 0
3/6/18	JJ-2	Meadowbrook ES, Whispering Pines Ed Ctr, Parkside ES, and Coconut Palm ES	Partial Acceleration of SMART Renovations - Professional Services Agreement	Net Impact = 0
3/6/18	JJ-3	Gulfstream Academy of Hallandale Beach K-8, Harbordale ES and Watkins ES	Partial Acceleration of SMART Renovations - Professional Services Agreement	Net Impact = 0
3/6/18	JJ-4	Dania ES and Driftwood ES	Partial Acceleration of SMART Renovations - Professional Services Agreement	Net Impact = 0
3/6/18	JJ-6	Hunt Elementary	Partial Acceleration of SMART Renovations - Professional Services Agreement	Net Impact = 0
3/6/18	JJ-7	Sheridan Tech College	Partial Acceleration of SMART Renovations - Professional Services Agreement	Net Impact = 0
3/6/18	JJ-12	Stranahan High	SMART Funding Reduced and transferred to New Cafeteria Addition and Renovations Project	(1,200,000)
3/20/18	JJ-1	Pompano Beach HS, Croissant Park ES and Coral Glades HS	Partial Acceleration of SMART Renovations - Professional Services Agreement	Net Impact = 0
3/20/18	JJ-2	Bennett ES, Sunshine ES, Castle Hill Annex and Cross Creek School	Partial Acceleration of SMART Renovations - Professional Services Agreement	Net Impact = 0
3/20/18	JJ-4	Eagle Ridge Elementary School	SMART Renovations	1,047,383
4/10/18	JJ-1	Apollo MS and Welleby Elementary School	Partial Acceleration of SMART Renovations - Professional Services Agreement	Net Impact = 0
4/10/18	JJ-2	Stoneman Douglas HS	Partial Acceleration of SMART Renovations - Professional Services Agreement	Net Impact = 0
4/10/18	JJ-3	Thurgood Marshall Elementary School and Endeavour Primary Learning Center	Partial Acceleration of SMART Renovations - Professional Services Agreement	Net Impact = 0

List of Approved SMART Program Amendments

(continued)

Board Meeting	Agenda Item #	School Name	Project	Approved Increase/ (Decrease)
4/10/18	JJ-5	Cypress Bay HS	Additional Funding - Single Point of Entry	116,336
4/17/18	1	Blanche Ely HS	2 nd GMP Amendment to the Construction Services Agreement – SMART Renovations	7,310,000
4/24/18	JJ-1	Hallandale Magnet HS and Park Trails ES	Partial Acceleration of SMART Renovations - Professional Services Agreement	Net Impact = 0
4/24/18	JJ-2	Sanders Park ES	Partial Acceleration of SMART Renovations - Professional Services Agreement	Net Impact = 0
4/24/18	JJ-3	Stoneman Douglas HS	Partial Acceleration of SMART Renovations - Professional Services Agreement	Net Impact = 0
4/24/18	JJ-5	Cooper City HS, Coral Glades HS, Deerfield Beach HS, Hallandale HS, Monarch HS, Pompano Beach HS, South Plantation HS, and Stoneman Douglas HS	Acceleration of SMART Weight Room Renovations	Net Impact = 0
4/24/18	JJ-7	Stranahan HS	2 nd GMP Amendment to the Construction Services Agreement – SMART Renovations	13,710,000
5/8/18	JJ-1	Cooper City HS	Partial Acceleration of SMART Renovations - Professional Services Agreement	Net Impact = 0
5/8/18	JJ-2	Bethune ES and Sawgrass ES	Partial Acceleration of SMART Renovations - Professional Services Agreement	Net Impact = 0
5/8/18	JJ-3	Sheridan Technical HS and Deerfield Beach HS	Partial Acceleration of SMART Renovations - Professional Services Agreement	Net Impact = 0
5/22/18	JJ-1	Castle Hill ES	Award Construction Agreement – SMART Renovations	1,567,030
5/22/18	JJ-2	Annabel C. Perry Pre-K-8	Award Construction Agreement – SMART Renovations	1,950,037
6/12/18	JJ-1	Coral Springs Pre-K-8 and Westglades MS	Partial Acceleration of SMART Renovations - Professional Services Agreement	Net Impact = 0

List of Approved SMART Program Amendments

(continued)

Board Meeting	Agenda Item #	School Name	Project	Approved Increase/ (Decrease)
6/12/18	JJ-2	Plantation Park ES, Crystal Lake MS, Pines MS and Tradewinds ES	Partial Acceleration of SMART Renovations - Professional Services Agreement	Net Impact = 0
6/26/18	JJ-1	Cooper City ES, Heron Heights ES, Nova Blanche Forman ES, Nova Eisenhower ES and Silver Palms ES	Partial Acceleration of SMART Renovations - Professional Services Agreement	Net Impact = 0
6/26/18	JJ-5	Forest Hills ES	Request for additional funding – SMART Renovations	1,083,601
6/26/18	JJ-6	Bayview ES	Request for additional funding – SMART Renovations	946,739
7/24/18	JJ-1	Griffin Elementary	Award the Construction Agreement - SMART Renovations	1,868,208
7/24/18	JJ-2	Silver Trail Middle	Award the Construction Agreement - SMART Renovations	1,781,150
8/7/18	JJ-11	Quiet Waters Elementary	Award the Construction Agreement - SMART Renovations	1,576,000
9/5/18	JJ-1	Palm Cove Elementary	Award the Construction Agreement - SMART Renovations	1,318,659
9/5/18	JJ-2	Charles W. Flanagan High	Approve GMP Amendment 1 to the Construction Services Agreement	6,793,361
11/7/18	JJ-1	Miramar Elementary	Award the Construction Agreement to DiPompeo Construction Corporation.	2,286,935
11/7/18	JJ-2	McNab Elementary	Award the Construction Agreement to Advanced Roofing, Inc.	1,915,437
11/7/18	JJ-6	Sandpiper Elementary	Approve the request for additional funding.	452,942
12/4/18	JJ-1	Morrow Elementary	Award the Construction Agreement to T&G Corporation	(469,040)
12/4/18	JJ-2	Silver Shores Elementary	Approve the recommendation to award the Construction Agreement to LEGO Construction Company	1,231,560
12/18/18	JJ-1	Tamarac Elementary	Approve the recommendation to award the Construction Agreement to T&G Corporation	(727,343)
12/18/18	JJ-2	Ramblewood Elementary	Approve the recommendation to award the Construction Agreement to Anatom Construction Company	1,353,158

List of Approved SMART Program Amendments

(continued)

Board Meeting	Agenda Item #	School Name	Project	Approved Increase/ (Decrease)
12/18/18	JJ-3	West Hollywood Elementary	Approve the recommendation to award the Construction Agreement to West Construction, Inc.	1,231,160
12/18/18	JJ-4	Northeast High	Approve the Professional Services Agreement with Zyscovich, Inc. · FY19 Impact = \$1,025,000 · FY19 Impact = \$131,000 <i>JJ-1 3/19/19</i> · FY20 Impact = \$16,684,962 <i>Adjusted based on the impact of JJ-1 from 3/19/19</i>	1,025,000 131,000 16,684,962
12/18/18	JJ-8	Silver Lakes Elementary	Approve the request for additional funding for SMART Program Renovations	1,505,741
12/18/18	JJ-9	Rock Island Elementary	Approve the request for additional funding for SMART Program Renovations	1,072,944
1/15/19	JJ-2	Atlantic Technical College, Arthur Ashe Campus	Approve the recommendation to award the Construction Agreement to T&G Corporation	1,836,449
1/15/19	JJ-3	Pompano Beach Elementary	Approve the recommendation to award the Construction Agreement to LEGO Construction Co.	1,390,551
1/15/19	JJ-4	Banyan Elementary	Approve the recommendation to award the Construction Agreement to Sagoma Construction Services	962,979
2/5/19	JJ-1	Lake Forest Elementary	Approve the recommendation to award the Construction Agreement to Advanced Roofing	1,202,142
2/5/19	JJ-3	Nova High School	Approve GMP Amendment 1 to the Construction Services Agreement with James B. Pirtle Construction Company	11,993,745

List of Approved SMART Program Amendments (continued)

Board Meeting	Agenda Item #	School Name	Project	Approved Increase/ (Decrease)
2/5/19	JJ-3	Nova Middle School	Fire sprinkler and fire alarm scope at Nova Middle School was combined with the project at Nova High School, therefore, the funding from Nova Middle associated with the fire sprinkler and fire alarm are reduced from Nova Middle and added to Nova High (results in a net usage of \$11,291,476 of SMART Reserve funds for Nova High)	(702,269)
2/20/19	JJ-1	Oakridge Elementary	Approve the recommendation to award the Construction Agreement to OAC Action Construction Corp.	1,473,860
2/20/19	JJ-3	Colbert Museum Magnet	Approve the request for additional funding for SMART Program Renovations	834,903
2/20/19	JJ-4	Seagull Alternative High	Approve the request for additional funding for SMART Program Renovations	1,131,082
2/20/19	JJ-6	Pompano Beach Middle	Approve the recommendation to award the Construction Agreement to Thornton Construction Company.	4,787,180
3/19/19	JJ-1	Northeast High	See 12/18/18 JJ-4 for the impact of this agenda item	--
3/19/19	JJ-2	Hollywood Hills High	Approve GMP Amendment 1 to the Construction Services Agreement with Pirtle Construction Company	7,154,351
4/9/2019	JJ-2	Silver Ridge Elementary	Approve the recommendation to award the Construction Agreement to LEGO Construction Co.	1,074,700
4/9/2019	JJ-3	Westwood Heights Elementary	Approve the recommendation to award the Construction Agreement to LEGO Construction Co.	2,517,269
4/9/2019	JJ-4	North Side Elementary	Approve the recommendation to award the Construction Agreement to OAC Action Construction Corp.	1,769,430
4/23/2019	JJ-1	Walker Elementary	Approve the recommendation to award the Construction Agreement to OAC Action Construction Corp.	1,837,090
4/23/2019	JJ-2	Dillard 6-12 School	Approve the recommendation to award the Construction Agreement to T&G Corporation	4,266,232

List of Approved SMART Program Amendments

(continued)

Board Meeting	Agenda Item #	School Name	Project	Approved Increase/ (Decrease)
4/23/2019	JJ-4	Gator Run Elementary	Approve the recommendation to award the Construction Agreement to Overholt Construction Corporation	1,535,323
4/23/2019	JJ-12	Banyan Elementary	Approve the request for additional funding for School Choice Enhancement.	10,245
4/23/2019	JJ-13	Floranada Elementary	Approve the request for additional funding for School Choice Enhancement.	7,680
4/23/2019	JJ-14	Cypress Elementary	Approve the request for additional funding for School Choice Enhancement.	5,918
5/7/2019	JJ-1	Everglades Elementary	Approve the recommendation to award the Construction Agreement to Advanced Roofing, Inc.	1,132,500
5/7/2019	JJ-2	Fairway Elementary	Approve the recommendation to award the Construction Agreement to Thornton Construction Company.	3,507,900
5/7/2019	JJ-3	Riverland Elementary	Approve the recommendation to award the Construction Agreement to OAC Action Construction Corp.	2,551,192
5/7/2019	JJ-4	Hawkes Bluff Elementary	Approve the recommendation to award the Construction Agreement to Advanced Roofing, Inc.	3,906,437
6/11/2019	JJ-1	Pinewood Elementary	Approve the recommendation to award the Construction Agreement to LEGO Construction Co.	2,398,000
6/11/2019	JJ-2	Forest Glen Middle	Approve the recommendation to award the Construction Agreement to Thornton Construction Co.	3,858,800
6/11/2019	JJ-3	Sunland Park Academy	Approve the recommendation to award the Construction Agreement to LEGO Construction Co.	881,100
6/11/2019	JJ-11	Falcon Cove Middle	Approve GMP Amendment 1 to the Construction Services Agreement	12,047,000
6/11/2019	JJ-13	Cypress Bay High	Approve GMP Amendment 2 to the Construction Services Agreement	18,839,000
6/25/2019	JJ-1	Westchester Elementary	Approve the recommendation to award the Construction Agreement to OAC Action Construction Corp.	(547,142)

List of Approved SMART Program Amendments

(continued)

Board Meeting	Agenda Item #	School Name	Project	Approved Increase/ (Decrease)
7/23/2019	JJ-1	Mirror Lake Elementary	Approve the recommendation to award the Construction Agreement to West Construction, Inc.	2,113,400
7/23/2019	JJ-2	Pioneer Middle	Approve the recommendation to award the Construction Agreement to LEGO Construction Company	3,467,193
7/23/2019	JJ-3	Dave Thomas Education Center East	Approve the recommendation to award the Construction Agreement to Overholt Construction Corporation	1,861,494
7/23/2019	JJ-4	Bright Horizons Center	Approve the recommendation to award the Construction Agreement to LEGO Construction Company	1,893,100
8/6/2019	JJ-1	Embassy Creek Elementary	Approve the recommendation to award the Construction Agreement to G.E.C Associates, Inc.	1,340,700
8/6/2019	JJ-2	Fort Lauderdale High	Approve the recommendation to award the Construction Agreement to West Construction Inc.	1,363,887
8/6/2019	JJ-3	Everglades High	Approve the recommendation to award the Construction Agreement to LEGO Construction Company	2,707,254
8/20/2019	EE-1	Districtwide	Move SMART Program Music into the SMART Reserve. Savings is the result of schools not opting for a music program.	(1,300,000)
8/20/2019	JJ-1	Pembroke Pines Elementary	Approve the recommendation to award the Construction Agreement to T&G Constructors	1,175,000
8/20/2019	JJ-2	Sunset Lakes Elementary	Approve the recommendation to award the Construction Agreement to LEGO Construction Company	1,780,500
9/4/2019	JJ-6	Riverglades Elementary	Approve the recommendation to award the Construction Agreement to Lunacon Engineering Group, Corp.	448,177

List of Approved SMART Program Amendments

(continued)

Board Meeting	Agenda Item #	School Name	Project	Approved Increase/ (Decrease)
9/17/2019	JJ-1	James S. Rickards Middle	Approve the recommendation to award the Construction Agreement to West Construction, Inc.	5,449,080
9/17/2019	JJ-2	McFatter Technical College Broward Fire Academy	Approve the request for additional funding in the amount of \$358,512 for Decktight Roofing Services, Inc.	358,512
10/2/2019	JJ-1	Sunrise Middle	Approve the recommendation to award the Construction Agreement to LEGO Construction Co.	3,950,050
10/15/2019	JJ-2	Sea Castle Elementary	Approve the recommendation to award the Construction Agreement to CB Constructors, Inc.	1,508,179
11/6/2019	JJ-2	Chapel Trail Elementary	Approve the recommendation to award the Construction Agreement to Advanced Roofing, Inc.	2,850,436
11/6/2019	JJ-3	William Dandy Middle	Approve the recommendation to award the Construction Agreement to Burke Construction Group, Inc.	4,023,550
12/10/2019	JJ-1	Maplewood Elementary	Approve the recommendation to award the Construction Agreement to Lunacon Engineering Group, Corp.	2,295,826
12/10/2019	JJ-3	Oakland Park Elementary	Approve the recommendation to award the Construction Agreement to Lunacon Engineering Group, Corp.	2,701,330
12/10/2019	JJ-4	Stirling Elementary	Approve the recommendation to award the Construction Agreement to Anatom Construction Company.	2,155,295
12/10/2019	JJ-5	Liberty Elementary	Approve the request for additional funding.	88,093
1/14/2020	JJ-1	Norcrest Elementary	Approve the recommendation to award the Construction Agreement to Burke Construction Group, Inc.	1,072,500
1/14/2020	JJ-3	Country Isles Elementary	Approve the request for additional funding for SMART Program Renovations.	681,660
1/14/2020	JJ-4	North Lauderdale Elementary	Approve the request for additional funding for SMART Program Renovations.	1,093,350

List of Approved SMART Program Amendments

(continued)

Board Meeting	Agenda Item #	School Name	Project	Approved Increase/ (Decrease)
1/14/2020	JJ-5	Endeavour Elementary	Approve the request for additional funding for SMART Program Renovations.	1,403,790
2/4/2020	JJ-1	Eagle Point Elementary	Approve the recommendation to award the Construction Agreement to Burke Construction Group, Inc.	1,325,450
2/4/2020	JJ-2	Piper High	Approve the recommendation to award the Construction Agreement to H.A. Contracting Corp.	5,570,400
2/19/2020	JJ-1	New River Middle	Approve the recommendation to award the Construction Agreement to Burke Construction Group, Inc.	2,082,600
2/19/2020	JJ-2	Hollywood Park ES	Approve the recommendation to award the Construction Agreement to Burke Construction Group, Inc.	2,780,250
2/19/2020	JJ-3	Ramblewood Middle	Approve the recommendation to award the Construction Agreement to OAC Action Construction Corp.	2,334,241
3/3/2020	JJ-1	Plantation Middle	Approve the recommendation to award the Construction Agreement to Lee Construction Group, Inc.	3,188,300
3/3/2020	JJ-2	Davie Elementary	Approve the recommendation to award the Construction Agreement to LEGO Construction Co.	2,220,700
3/31/2020	#10	Lauderdale Manors Early Learning and Resource Center	Approve the recommendation to award the Construction Agreement to Burke Construction Group, Inc.	3,976,444
3/31/2020	#11	Tedder Elementary	Approve the recommendation to award the Construction Agreement to OAC Action Construction Corp.	1,027,616
4/14/2020	9	Deerfield Beach Elementary	Approve the recommendation to award the Construction Agreement to DiPompeo Construction Corporation.	(622,000)
4/14/2020	10	Nova Middle	Approve the recommendation to award the Construction Agreement to Burke Construction Group, Inc.	4,037,300

List of Approved SMART Program Amendments

(continued)

Board Meeting	Agenda Item #	School Name	Project	Approved Increase/ (Decrease)
4/14/2020	12	Royal Palm STEM Museum Magnet (f.k.a. Royal Palm Elementary	Approve the recommendation to award the Construction Agreement to LEGO Construction Co.	4,275,900
4/14/2020	13	Central Park Elementary	Approve the recommendation to award the Construction Agreement to Lunacon Engineering Group, Corp.	3,045,525
4/14/2020	15	Fox Trail Elementary	Approve the recommendation to award the Construction Agreement to LEGO Construction Co.	627,150
4/21/2020	JJ-4	Driftwood Middle	Approve the recommendation to award the Construction Agreement to Lunacon Engineering Group, Corp.	2,801,700
4/21/2020	JJ-5	Northeast High	Approve GMP Amendment 2 in the amount of \$19,996,611 to the Construction Services Agreement (Construction Management at Risk) dated March 19, 2019 (Agenda Item JJ-1) with Pirtle Construction, Inc.	10,706,440
5/19/2020	JJ-12	Flamingo Elementary	Approve the recommendation to award the Construction Agreement to Grace & Naeem Uddin, Inc.	205,000
5/19/2020	JJ-15	Challenger Elementary	Approve the recommendation to award the Construction Agreement to Grace & Naeem Uddin, Inc.	2,206,100
5/19/2020	JJ-17	Lakeside Elementary	Approve the recommendation to award the Construction Agreement to Advanced Roofing, Inc.	1,385,240
5/19/2020	JJ-18	Westpine Elementary	Approve the recommendation to award the Construction Agreement to Grace & Naeem Uddin, Inc.	2,330,500
5/19/2020	JJ-19	Winston Park Elementary	Approve the recommendation to award the Construction Agreement to Grace & Naeem Uddin, Inc..	(336,400)
5/19/2020	JJ-20	Hollywood Central Elementary	Approve the recommendation to award the Construction Agreement to LEGO Construction Co.	3,841,350
5/19/2020	JJ-21	Deerfield Park Elementary	Approve the recommendation to award the Construction Agreement to Advanced Roofing, Inc.	984,840

List of Approved SMART Program Amendments

(continued)

Board Meeting	Agenda Item #	School Name	Project	Approved Increase/ (Decrease)
6/23/2020	JJ-1	Panther Run Elementary	Approve the recommendation to award the Construction Agreement to LEGO Construction Co.	2,128,970
6/23/2020	JJ-2	Floranada Elementary	Approve the recommendation to award the Construction Agreement to Advanced Roofing, Inc.	2,062,840
6/23/2020	JJ-3	Virginia Shuman Young Montessori	Approve the recommendation to award the Construction Agreement to Advanced Roofing, Inc.	2,904,230
7/21/2020	JJ-1	Broward Estates ES	Approve the recommendation to award the Construction Agreement to West Construction, Inc.	3,989,168
7/21/2020	JJ-2	Horizon ES	Approve the recommendation to award the Construction Agreement to Cosugas, LLC.	726,000
7/21/2020	JJ-3	Broadview ES	Approve the recommendation to award the Construction Agreement to OAC Action Construction Corp.	2,683,744
7/21/2020	JJ-4	Tradewinds ES	Approve the recommendation to award the Construction Agreement to LEGO Construction Co.	2,132,900
7/21/2020	JJ-10	Collins Elementary	Approve the request for additional funding for Gulf Building, LLC	678,300
7/21/2020	JJ-11	Pines MS	Approve the request for additional funding for Asset Builders, LLC (d/b/a Messam Construction).	306,730
7/21/2020	JJ-21	Lauderdale Lakes MS	Approve Change Order #5 DiPompeo Construction Corporation.	177,378
8/19/2020	JJ-1	South Broward High	Approve the recommendation to award the Construction Agreement to Johnson-Laux Construction, LLC.	4,813,100
8/19/2020	JJ-2	Gulfstream Early Childhood Center of Excellence	Approve the recommendation to award the Construction Agreement to Grace & Naeem Uddin, Inc.	1,584,000
8/19/2020	JJ-3	Larkdale Elementary	Approve the recommendation to award the Construction Agreement to LEGO Construction Co.	1,289,350
8/19/2020	JJ-4	Coral Park Elementary	Approve the recommendation to award the Construction Agreement to LEGO Construction Co.	(348,550)
8/19/2020	JJ-5	Deerfield Beach High	Approve the recommendation to award the Construction Agreement to H.A. Contracting Corp.	(1,414,600)

List of Approved SMART Program Amendments

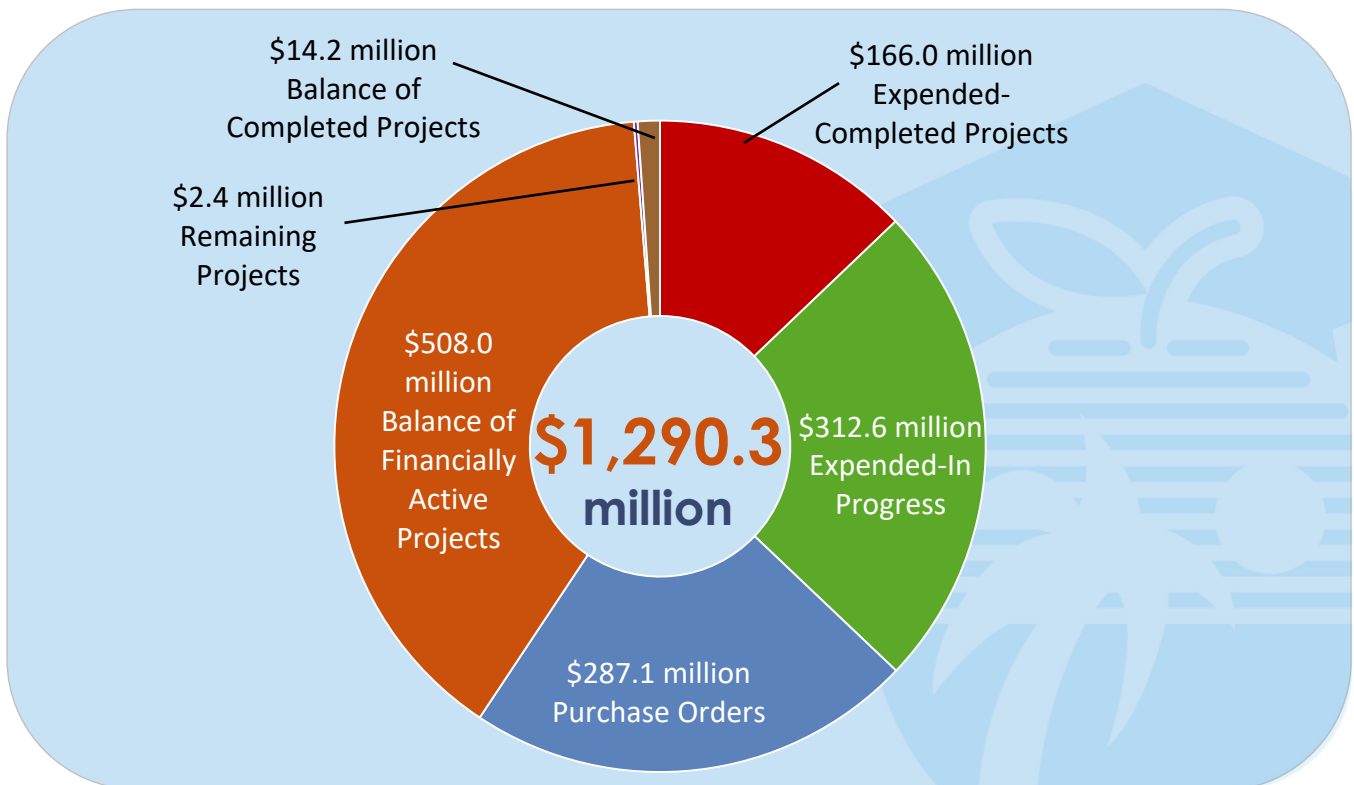
(continued)

Board Meeting	Agenda Item #	School Name	Project	Approved Increase/ (Decrease)
8/19/2020	JJ-6	Henry D. Perry Education Center	Approve the recommendation to award the Construction Agreement to LEGO Construction Co.	3,501,580
8/25/2020	#1	Olsen Middle	Approve the recommendation to award the Construction Agreement to Johnson-Laux Construction, LLC for the lump sum amount of \$8,397,969, approve Demo & Abatement (Add Alt. #1) of old Olsen Annex in the amount of \$710,346, and approve additional funding in the amount of \$3,981,315.	3,981,315
9/15/2020	JJ-1	Taravella High	Approve GMP Amendment 1 to the Construction Services Agreement (Construction Management at Risk) with The Morganti Group, Inc.	4,709,000
9/15/2020	JJ-2	Watkins Elementary	Approve the recommendation to award the Construction Agreement to LEGO Construction Co.	2,114,840
9/15/2020	JJ-3	C. Robert Markham Elementary	Approve the recommendation to award the Construction Agreement to Burke Construction Group, Inc.	(1,245,170)
9/15/2020	JJ-4	Coral Springs High	Approve the recommendation to award the Construction Agreement to Gulf Building, LLC.	3,831,000
9/15/2020	JJ-5	Pines Lakes Elementary	Approve the recommendation to award the Construction Agreement to Cosugas, LLC.	242,000
➤ Original Budget (see page 639)				\$ 987,346,536
➤ Net Increase/(Decrease)				302,991,060
➤ Current Budget (see page 639)				\$ 1,290,337,596

Summary of SMART Program Budget Activity

The table and chart below is a summary of the financial data that is presented in the three sections of the Budget Activity Report.

Budget Activity Report Section	Current Budget	Commitments	Expenditures	Balance
Financially Active Projects	\$ 1,105,558,165	\$ 284,970,159	\$ 312,618,594	\$ 507,969,412
Completed/Meets Standard Projects	182,358,431	2,156,071	165,962,793	14,239,567
Remaining Projects	2,421,000	0	0	2,421,000
Total	\$ 1,290,337,596	\$ 287,126,230	\$ 478,581,387	\$ 524,629,979



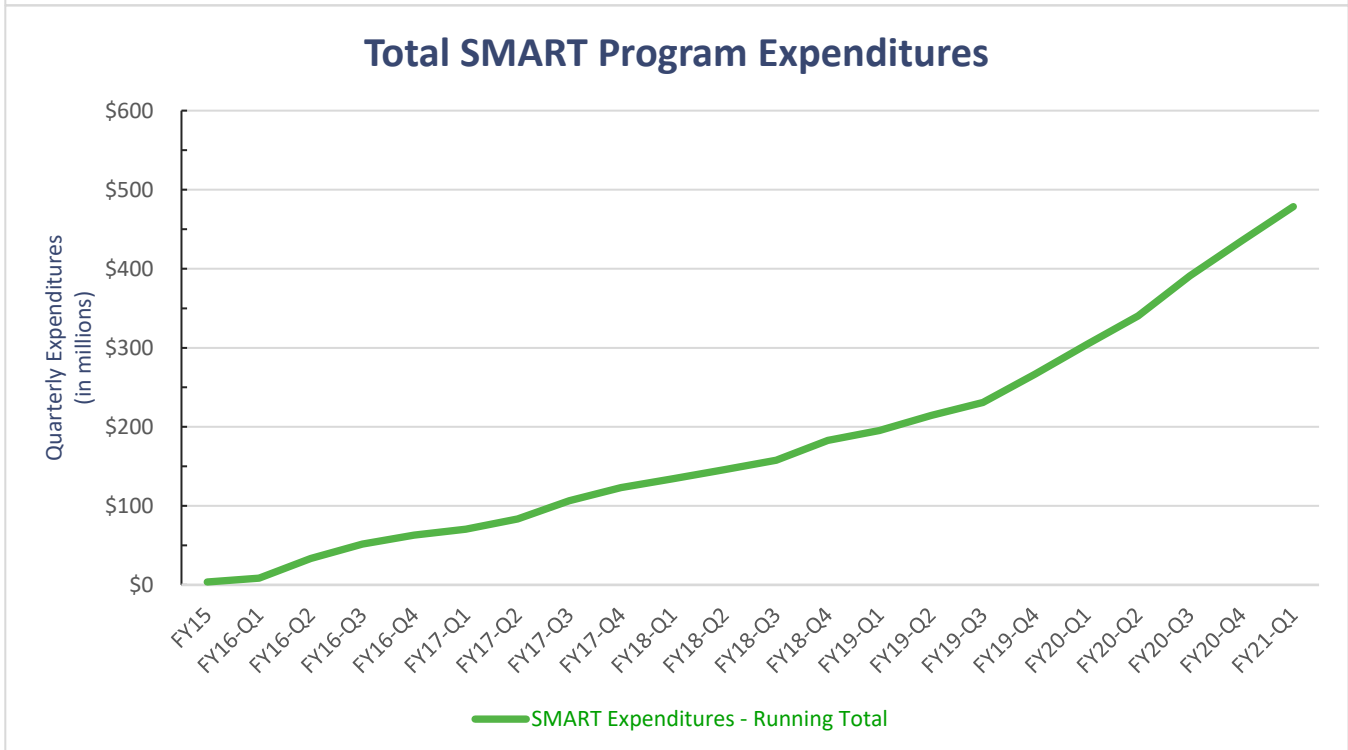
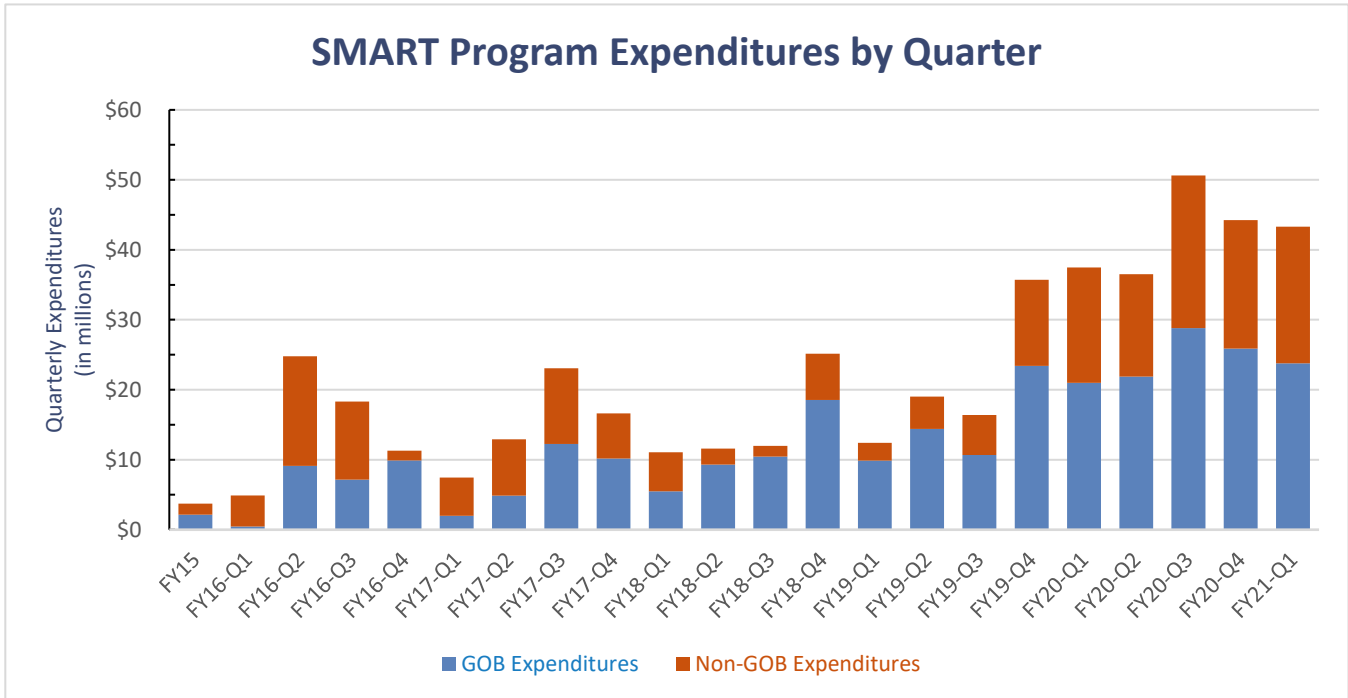
Analysis of Expenditure Changes from Previous Quarter

SMART Program Expenditures *	FY21 Q1 (current)	FY20 Q4	Increase (Decrease)
<u>GOB</u>			
Safety	\$ 34,348,967	\$ 32,066,966	\$ 2,282,001
Music & Art	5,637,092	4,986,224	650,868
Athletics	6,326,913	6,321,537	5,376
Renovation	199,242,598	178,456,885	20,785,713
Technology	35,979,643	35,937,200	42,443
GOB Sub-Total	281,535,213	257,768,812	23,766,401
<u>Non-GOB</u>			
Safety	14,607,833	12,279,106	2,328,727
Music & Art	19,575,864	18,865,711	710,153
Athletics	182,276	180,540	1,736
Renovation	124,781,729	108,270,983	16,510,746
Technology	37,898,472	37,898,472	0
Non-GOB Sub-Total	197,046,174	177,494,812	19,551,362
Total	\$ 478,581,387	\$ 435,263,624	\$ 43,317,763

* Project expenditures include, but are not limited to, construction costs, design costs, permitting costs, advertising costs during the planning and procurement phase, equipment, work orders, and Program Management fees.

Expenditure Chart

This SMART Program Expenditures by Quarter chart shows the SMART expenditures in each quarter represented in the bar chart as GOB dollars (blue) and Non-GOB dollars (orange), using the scale on the left.



Notes to Budget Activity Report

1. SMART Program

The SMART Program includes \$800 million GOB funding and other non-GOB funding for **S**afety, **M**usic and arts, **A**thletics, **R**enovation and **T**echnology projects totaling more than \$1 billion. The District Educational Facilities Plan was amended on May 19, 2015 to incorporate the SMART Program.

2. SMART Cost Allocation Method

To effectively deliver projects at any particular school the Facilities Department may combine several categories in the SMART Program into one project that encompasses the scope of the individual categories under one contract. To report expenditures for each SMART category, all expenses for the combined project will be allocated based on a percentage of the budget for SMART Program categories that were combined.

3. Program Manager Fees Allocation

The projects are being managed by external consultants that are being utilized as Program Managers and will manage a portfolio of projects as owner representatives. Costs for the Program Manager(s) are included in the project budgets and expenses will be prorated proportionate to those project budgets assigned to the Program Manager.

4. Issuance of GOB Funds

On November 4, 2014, the public authorized up to \$800 million in general obligation bonds to fund the SMART program. The planned issuance of these bonds was initially based on five (5) series to align with the needs of the projects in the SMART program. The first series was issued in June 2015 and the second series was issued February 2019. Within the \$800 million authorization, the actual amounts and timing of the future individual series may vary from what was initially planned based on the execution of projects and cash flow projections.



Notes to Budget Activity Report (continued)

5. Hierarchy of Assigning Funds

GOB funds are assigned to projects in the SMART Program in addition to other capital funding. The other capital funds consist of capital millage, impact fees, State funds such as Public Education Capital Outlay (PECO) and other sources, which have various restrictions and spending durations.

In assigning projects to a funding source there are many considerations, and generally the funds with the most restrictions are to be utilized for eligible projects first. Since the GOB funds are paid for over a 25-year period, use of GOB funding for technology and educational equipment with a useful life substantially less than the life of the bond, may be limited because of Federal rules.

The funding source for each project in the SMART program is reviewed when:

- **The District adopts the DEFP** – District Educational Facilities Plan (DEFP) is a five-year budget planning document that is revised annually. The first year of the DEFP is incorporated into the District's capital budget. The DEFP and the Budget is a projection of revenues and a plan to appropriate funding for anticipated expenditures. The DEFP includes revenues from GOB and an appropriation for the SMART program.
- **The District Issues GOB** – During the fiscal year, the District will evaluate cash flow needed for the SMART program and consult with the Facilities and Technology departments to determine if the GOB should be issued in the amount planned in the capital budget. The projects planned to be funded by the GOB will be reviewed. If necessary, the list of projects may be adjusted to meet Federal rules, accommodate changes in project schedules, or maximize the utilization of other capital funding sources.
- **The District combines several categories into one project** – To effectively deliver projects at any particular school the Facilities department may combine several categories in the SMART Program into one project that encompasses the scope of the individual categories under one contract. The funding source for the project will be reviewed based upon the revised scope of the project.

SMART Program Budget Activity Report



Combined Summary Schedule

for Quarter Ended September 30, 2020

GOB Referendum Approved by Voters on 11/4/2014 - 70 Months Since Approval

GOB	Original Budget	Current Budget	Prior Years Expenditures	Commitments	Current Year Expenditures	Balance
Safety	\$ 106,767,065	\$ 108,736,164	\$ 32,066,966	\$ 17,266,979	\$ 2,282,001	\$ 57,120,218
Music & Art	17,492,000	17,492,000	4,986,224	3,041,594	650,868	8,813,314
Athletics	7,373,360	7,373,360	6,321,537	157,416	5,376	889,031
Renovation	629,878,575	629,572,938	178,456,885	140,130,970	20,785,713	290,199,370
Technology	38,489,000	36,825,538	35,937,200	837,515	42,443	8,380
GOB Total	\$ 800,000,000	\$ 800,000,000	\$257,768,812	\$161,434,474	\$ 23,766,401	\$ 357,030,313

Non-GOB	Original Budget	Current Budget	Prior Years Expenditures	Commitments	Current Year Expenditures	Balance
Safety	\$ 18,787,060	\$ 48,577,915	\$ 12,279,106	\$ 16,139,724	\$ 2,328,727	\$ 17,830,358
Music & Art	23,573,000	26,597,270	18,865,711	2,452,808	710,153	4,568,598
Athletics	126,640	234,508	180,540	8,397	1,736	43,835
Renovation	102,516,836	377,027,819	108,270,983	107,090,827	16,510,746	145,155,263
Technology	42,343,000	37,900,084	37,898,472	0	0	1,612
Non-GOB Total	\$ 187,346,536	\$ 490,337,596	\$177,494,812	\$125,691,756	\$ 19,551,362	\$ 167,599,666

Total	\$ 987,346,536	\$ 1,290,337,596	\$435,263,624	\$287,126,230	\$ 43,317,763	\$ 524,629,979
--------------	-----------------------	-------------------------	----------------------	----------------------	----------------------	-----------------------

* Project expenditures include, but are not limited to, construction costs, design costs, permitting costs, advertising costs during the planning and procurement phase, equipment, work orders, and Program Management fees.

This is a budget and expenditure activity report, and is not a construction status report. The accompanying introduction and notes are an integral part of this report.





SMART Program Budget Activity Report



Financially Active Projects Summary Schedule

for Quarter Ended September 30, 2020

GOB Referendum Approved by Voters on 11/4/2014 - 70 Months Since Approval

GOB	Original Budget	Current Budget	Prior Years Expenditures	Commitments	Current Year Expenditures	Balance
Safety	\$ 91,386,473	\$ 91,386,473	\$ 20,828,057	\$ 17,123,519	\$ 2,237,128	\$ 51,197,769
Music & Art	16,952,000	16,952,000	4,470,182	3,038,743	650,868	8,792,207
Athletics	54,360	54,360	15,396	21,880	5,376	11,708
Renovation	595,848,575	595,542,938	148,402,548	139,226,986	20,629,839	287,283,565
Technology	11,000,000	11,000,000	10,111,662	837,515	42,443	8,380
GOB Total	\$ 715,241,408	\$ 714,935,771	\$ 183,827,845	\$ 160,248,643	\$ 23,565,654	\$ 347,293,629

Non-GOB	Original Budget	Current Budget	Prior Years Expenditures	Commitments	Current Year Expenditures	Balance
Safety	\$ 18,698,035	\$ 46,421,653	\$ 10,702,387	\$ 16,138,093	\$ 2,328,727	\$ 17,252,446
Music & Art	3,730,000	8,004,270	941,732	2,323,419	466,231	4,272,888
Athletics	5,640	33,508	8,710	8,397	1,736	14,665
Renovation	71,187,969	336,162,963	74,527,322	106,251,607	16,248,250	139,135,784
Non-GOB Total	\$ 93,621,644	\$ 390,622,394	\$ 86,180,151	\$ 124,721,516	\$ 19,044,944	\$ 160,675,783

Total	\$ 808,863,052	\$ 1,105,558,165	\$ 270,007,996	\$ 284,970,159	\$ 42,610,598	\$ 507,969,412
--------------	-----------------------	-------------------------	-----------------------	-----------------------	----------------------	-----------------------

* Project expenditures include, but are not limited to, construction costs, design costs, permitting costs, advertising costs during the planning and procurement phase, equipment, work orders, and Program Management fees.

This is a budget and expenditure activity report, and is not a construction status report. The accompanying introduction and notes are an integral part of this report.



SMART Program Budget Activity Report

Financially Active Projects Detail Schedule

for Quarter Ended September 30, 2020



GOB Referendum Approved by Voters on 11/4/2014 - 70 Months Since Approval

School/ Project	Original Budget	Current Budget	Prior Years Expenditures	Commitments	Current Year Expenditures	Balance
Anderson, Boyd H. High School						
ADA renovations related to educational adequacy, Building Envelope Improvements (Roof, Window, Ext Wall, etc.), HVAC Improvements, Safety / Security Upgrade, STEM Lab improvements Project Number: P.001846	5,274,000	5,274,000	1,003,444	130,985	31,334	4,108,237
Apollo Middle School						
Building Envelope Improvements (Roof, Window, Ext Wall, etc.), Fire Sprinklers, HVAC Improvements, Media Center improvements, Safety / Security Upgrade Project Number: P.002110	6,915,000	6,915,000	551,583	223,487	42,686	6,097,244
School Choice Enhancement Project Number: P.002388	100,000	100,000	20,374	43,937	1,714	33,975
Atlantic Technical College						
Building Envelope Improvements (Roof, Window, Ext Wall, etc.), Fire Sprinklers, IAQ Repairs - HVAC, Media Center improvements Project Number: P.000415	8,952,000	8,952,000	1,406,831	195,195	4,934	7,345,040
Atlantic Technical, Arthur Ashe, Jr Campus						
Building Envelope Improvements (Roof, Window, Ext Wall, etc.), Fire Alarm Project Number: P.001959	1,242,000	3,078,449	1,491,156	61,001	130,641	1,395,651

* Project expenditures include, but are not limited to, construction costs, design costs, permitting costs, advertising costs during the planning and procurement phase, equipment, work orders, and Program Management fees.

This is a budget and expenditure activity report, and is not a construction status report.
The accompanying introduction and notes are an integral part of this report.



SMART Program Budget Activity Report

Financially Active Projects Detail Schedule

for Quarter Ended September 30, 2020



GOB Referendum Approved by Voters on 11/4/2014 - 70 Months Since Approval

School/ Project	Original Budget	Current Budget	Prior Years Expenditures	Commitments	Current Year Expenditures	Balance
Atlantic West Elementary School						
Building Envelope Improvements (Roof, Window, Ext Wall, etc.), Fire Sprinklers, HVAC Improvements, Media Center improvements Project Number: P.001796	2,617,000	2,617,000	364,947	58,993	30,093	2,162,967
Attucks Middle School						
Building Envelope Improvements (Roof, Window, Ext Wall, etc.), Media Center improvements Project Number: P.001633	1,201,000	1,383,125	411,418	34,841	7,337	929,529
Electrical Improvements, HVAC Improvements, Provide Fire Sprinkler Protection Install New Fire Alarm Project Number: P.001686	3,040,778	3,040,778	408,136	43,681	12,754	2,576,207
Bair Middle School						
Building Envelope Improvements (Roof, Window, Ext Wall, etc.), Fire Alarm, HVAC Improvements, Media Center improvements, Safety / Security Upgrade Project Number: P.002044	1,517,000	1,517,000	194,698	68,716	9,899	1,243,687
Banyan Elementary School						
School Choice Enhancement Project Number: P.001767	100,000	110,245	84,569	1,275	22,429	1,972
Building Envelope Improvements (Roof, Window, Ext Wall, etc.), HVAC Improvements, Media Center improvements Project Number: P.001944	1,243,000	2,205,979	678,655	1,300,754	9,584	216,986

* Project expenditures include, but are not limited to, construction costs, design costs, permitting costs, advertising costs during the planning and procurement phase, equipment, work orders, and Program Management fees.

This is a budget and expenditure activity report, and is not a construction status report.
The accompanying introduction and notes are an integral part of this report.



SMART Program Budget Activity Report

Financially Active Projects Detail Schedule

for Quarter Ended September 30, 2020



GOB Referendum Approved by Voters on 11/4/2014 - 70 Months Since Approval

School/ Project	Original Budget	Current Budget	Prior Years Expenditures	Commitments	Current Year Expenditures	Balance
Bayview Elementary School						
Building Envelope Improvements (Roof, Window, Ext Wall, etc.), HVAC Improvements Project Number: P.001786	1,742,000	2,688,739	2,366,667	22,700	289	299,083
Bennett Elementary School						
Music Instruments Project Number: 020185009	50,000	50,000	33,304	60	-	16,636
Building Envelope Improvements (Roof, Window, Ext Wall, etc.), Fire Alarm, HVAC Improvements, Media Center improvements Project Number: P.002085	1,814,000	1,814,000	222,520	100,672	19,243	1,471,565
School Choice Enhancement Project Number: P.002381	100,000	100,000	48,684	37,545	130	13,641
Bethune, Mary M. Elementary School						
Building Envelope Improvements (Roof, Window, Ext Wall, etc.), HVAC Improvements, Replacement of building 4, Replacement of building 6 Project Number: P.002125	3,151,000	3,151,000	148,890	246,970	-	2,755,140
Boulevard Heights Elementary School						
Art Room Renovation and Equipment, Building Envelope Improvements (Roof, Window, Ext Wall, etc.), HVAC Improvements, Music Room Renovation, Replacement of building 1, Replacement of building 4 Project Number: P.002065	3,790,000	3,790,000	466,984	145,227	20,057	3,157,732
School Choice Enhancement Project Number: P.002216	100,000	100,000	89,033	9,582	-	1,385

* Project expenditures include, but are not limited to, construction costs, design costs, permitting costs, advertising costs during the planning and procurement phase, equipment, work orders, and Program Management fees.

This is a budget and expenditure activity report, and is not a construction status report.
The accompanying introduction and notes are an integral part of this report.



SMART Program Budget Activity Report

Financially Active Projects Detail Schedule

for Quarter Ended September 30, 2020



GOB Referendum Approved by Voters on 11/4/2014 - 70 Months Since Approval

School/ Project	Original Budget	Current Budget	Prior Years Expenditures	Commitments	Current Year Expenditures	Balance
Bright Horizons Center						
Building Envelope Improvements (Roof, Window, Ext Wall, etc.), Fire Alarm, Fire Sprinklers, HVAC Improvements Project Number: P.001974	1,663,000	3,556,100	1,129,119	664,734	1,549,684	212,563
School Choice Enhancement Project Number: P.002214	100,000	100,000	19,972	26,487	29,178	24,363
Broadview Elementary School						
Building Envelope Improvements (Roof, Window, Ext Wall, etc.), Conversion of Existing Space to Music and/or Art Lab(s), Electrical Improvements, Fire Alarm, Fire Sprinklers, HVAC Improvements, Media Center improvements, Music Room Renovation Project Number: P.001638	2,791,386	5,475,130	452,647	54,539	-	4,967,944
Broward Estates Elementary School						
Music Instruments Project Number: 050185009	50,000	50,000	30,274	19,000	-	726
Building Envelope Improvements (Roof, Window, Ext Wall, etc.), HVAC Improvements Project Number: P.002037	2,763,000	6,752,168	364,215	93,656	-	6,294,297
Castle Hill Annex						
Building Envelope Improvements (Roof, Window, Ext Wall, etc.), Fire Alarm, HVAC Improvements, Media Center improvements Project Number: P.002092	644,000	644,000	85,376	72,468	3,397	482,759

* Project expenditures include, but are not limited to, construction costs, design costs, permitting costs, advertising costs during the planning and procurement phase, equipment, work orders, and Program Management fees.

This is a budget and expenditure activity report, and is not a construction status report. The accompanying introduction and notes are an integral part of this report.



SMART Program Budget Activity Report

Financially Active Projects Detail Schedule

for Quarter Ended September 30, 2020



GOB Referendum Approved by Voters on 11/4/2014 - 70 Months Since Approval

School/ Project	Original Budget	Current Budget	Prior Years Expenditures	Commitments	Current Year Expenditures	Balance
Castle Hill Elementary School						
Building Envelope Improvements (Roof, Window, Ext Wall, etc.), Fire Alarm, Fire Sprinklers, HVAC Improvements, Media Center improvements Project Number: P.001661	2,109,000	3,676,030	2,014,413	1,214,167	296,947	150,503
Central Park Elementary School						
ADA Stage Lift, Building Envelope Improvements (Roof, Window, Ext Wall, etc.), Conversion of Existing Space to Music and/or Art Lab(s), Fire Sprinklers, HVAC Improvements, Music Room Renovation, Safety / Security Upgrade Project Number: P.001757	4,927,475	7,973,000	678,644	6,181,323	-	1,113,033
School Choice Enhancement Project Number: P.001894	100,000	100,000	66,358	-	14,474	19,168
Challenger Elementary School						
Building Envelope Improvements (Roof, Window, Ext Wall, etc.), Conversion of Existing Space to Music and/or Art Lab(s), Fire Alarm, HVAC Improvements, Music Room Renovation Project Number: P.002040	1,349,000	3,555,100	185,182	781,911	12,343	2,575,664
School Choice Enhancement Project Number: P.002276	100,000	100,000	46,531	40,400	-	13,069
Chapel Trail Elementary School						
Building Envelope Improvements (Roof, Window, Ext Wall, etc.), Fire Alarm, HVAC Improvements Project Number: P.001732	1,688,000	4,538,436	696,580	3,366,556	117,597	357,703

* Project expenditures include, but are not limited to, construction costs, design costs, permitting costs, advertising costs during the planning and procurement phase, equipment, work orders, and Program Management fees.

This is a budget and expenditure activity report, and is not a construction status report.
The accompanying introduction and notes are an integral part of this report.



SMART Program Budget Activity Report

Financially Active Projects Detail Schedule

for Quarter Ended September 30, 2020



GOB Referendum Approved by Voters on 11/4/2014 - 70 Months Since Approval

School/ Project	Original Budget	Current Budget	Prior Years Expenditures	Commitments	Current Year Expenditures	Balance
Coconut Creek High School						
Auditorium Accessibility, Building Envelope Improvements (Roof, Window, Ext Wall, etc.), Fire Alarm, HVAC Improvements, Media Center improvements, Safety / Security Upgrade, STEM Lab improvements Project Number: P.001753	4,842,000	4,842,000	1,332,570	146,776	26,385	3,336,269
Coconut Palm Elementary School						
Building Envelope Improvements (Roof, Window, Ext Wall, etc.), Fire Alarm, HVAC Improvements Project Number: P.002088	1,056,000	1,056,000	151,616	37,479	5,515	861,390
Colbert Elementary School						
Building Envelope Improvements (Roof, Window, Ext Wall, etc.), HVAC Improvements, Safety / Security Upgrade Project Number: P.001937	756,000	1,590,903	283,943	1,016,260	93,358	197,342
Collins Elementary School						
Building Envelope Improvements (Roof, Window, Ext Wall, etc.), Electrical Improvements, Fire Alarm, Fire Sprinklers, HVAC Improvements, Media Center improvements, Restroom Renovations, Safety / Security Upgrade Project Number: P.001659	1,774,000	2,452,300	241,461	73,798	12,545	2,124,496

* Project expenditures include, but are not limited to, construction costs, design costs, permitting costs, advertising costs during the planning and procurement phase, equipment, work orders, and Program Management fees.

This is a budget and expenditure activity report, and is not a construction status report.
The accompanying introduction and notes are an integral part of this report.



SMART Program Budget Activity Report

Financially Active Projects Detail Schedule

for Quarter Ended September 30, 2020



GOB Referendum Approved by Voters on 11/4/2014 - 70 Months Since Approval

School/ Project	Original Budget	Current Budget	Prior Years Expenditures	Commitments	Current Year Expenditures	Balance
Cooper City Elementary School						
Building Envelope Improvements (Roof, Window, Ext Wall, etc.), Fire Alarm, Fire Sprinklers, HVAC Improvements, Media Center improvements Project Number: P.002150	867,000	867,000	89,980	45,308	4,527	727,185
School Choice Enhancement Project Number: P.002336	100,000	100,000	68,873	3,082	2,030	26,015
Cooper City High School						
Building Envelope Improvements (Roof, Window, Ext Wall, etc.), Electrical Improvements, Fire Sprinklers, HVAC Improvements, Replacement of building 5, Safety / Security Upgrade, STEM Lab improvements Project Number: P.002133	8,609,000	8,609,000	718,896	281,885	37,960	7,570,259
School Choice Enhancement Project Number: P.002475	100,000	100,000	-	59,573	-	40,427
Coral Glades High School						
Building Envelope Improvements (Roof, Window, Ext Wall, etc.), Fire Alarm, HVAC Improvements Project Number: P.002080	2,366,000	2,366,000	220,434	85,204	12,356	2,048,006
School Choice Enhancement Project Number: P.002447	100,000	100,000	14,898	-	84,889	213
Coral Park Elementary School						
School Choice Enhancement Project Number: P.001764	100,000	100,000	85,564	-	-	14,436

* Project expenditures include, but are not limited to, construction costs, design costs, permitting costs, advertising costs during the planning and procurement phase, equipment, work orders, and Program Management fees.

This is a budget and expenditure activity report, and is not a construction status report.
The accompanying introduction and notes are an integral part of this report.



SMART Program Budget Activity Report

Financially Active Projects Detail Schedule

for Quarter Ended September 30, 2020



GOB Referendum Approved by Voters on 11/4/2014 - 70 Months Since Approval

School/ Project	Original Budget	Current Budget	Prior Years Expenditures	Commitments	Current Year Expenditures	Balance
Coral Park Elementary School						
Building Envelope Improvements (Roof, Window, Ext Wall, etc.), Health & Safety/Fire Sprinkler Protection Exterior- Replace existing Project Number: P.002045	1,681,000	1,332,450	252,413	106,249	20,507	953,281
Coral Springs Pre-K - 8						
Building Envelope Improvements (Roof, Window, Ext Wall, etc.), HVAC Improvements, Media Center improvements Project Number: P.001982	2,538,000	2,538,000	384,135	113,392	-	2,040,473
Coral Springs High School						
Building Envelope Improvements (Roof, Window, Ext Wall, etc.), Electrical Improvements, Fire Sprinklers, HVAC Improvements, Media Center improvements, STEM Lab improvements Project Number: P.001765	11,171,000	15,002,000	1,768,427	188,348	121,121	12,924,104
Coral Springs Middle School						
Building Envelope Improvements (Roof, Window, Ext Wall, etc.), HVAC Improvements, Media Center improvements Project Number: P.001979	10,502,000	10,502,000	1,454,953	332,698	104,748	8,609,601
School Choice Enhancement Project Number: P.002239	100,000	100,000	56,651	38,812	-	4,537
Country Hills Elementary School						
Building Envelope Improvements (Roof, Window, Ext Wall, etc.), Fire Sprinklers, HVAC Improvements Project Number: P.002063	4,413,000	4,413,000	503,845	186,759	11,453	3,710,943

* Project expenditures include, but are not limited to, construction costs, design costs, permitting costs, advertising costs during the planning and procurement phase, equipment, work orders, and Program Management fees.

This is a budget and expenditure activity report, and is not a construction status report.
The accompanying introduction and notes are an integral part of this report.



SMART Program Budget Activity Report

Financially Active Projects Detail Schedule

for Quarter Ended September 30, 2020



GOB Referendum Approved by Voters on 11/4/2014 - 70 Months Since Approval

School/ Project	Original Budget	Current Budget	Prior Years Expenditures	Commitments	Current Year Expenditures	Balance
Country Hills Elementary School						
School Choice Enhancement Project Number: P.002401	100,000	100,000	13,893	610	4,651	80,846
Country Isles Elementary School						
Fire Alarm, HVAC Improvements, Media Center improvements Project Number: P.002002	558,000	1,239,660	103,203	38,442	4,111	1,093,904
Cresthaven Elementary School						
ADA Restrooms, Building Envelope Improvements (Roof, Window, Ext Wall, etc.), HVAC Improvements Project Number: P.001676	4,416,123	4,416,123	159,776	346,739	102,625	3,806,983
Croissant Park Elementary School						
Building Envelope Improvements (Roof, Window, Ext Wall, etc.), Fire Alarm, Fire Sprinklers, HVAC Improvements Project Number: P.002086	3,661,000	3,661,000	321,933	152,492	19,121	3,167,454
School Choice Enhancement Project Number: P.002389	100,000	100,000	6,605	38,740	916	53,739
Cross Creek School						
Building Envelope Improvements (Roof, Window, Ext Wall, etc.), Fire Alarm, HVAC Improvements Project Number: P.002081	1,260,000	1,260,000	162,248	96,985	6,645	994,122
Crystal Lake Middle School						
ADA Renovate Restroom, Building Envelope Improvements (Roof, Window, Ext Wall, etc.), Conversion of Existing Space to Music and/or Art Lab(s), HVAC Improvements, Install Fire Alarm, Media Center improvements Project Number: P.000816	2,205,525	2,235,525	276,408	101,499	21,211	1,836,407

* Project expenditures include, but are not limited to, construction costs, design costs, permitting costs, advertising costs during the planning and procurement phase, equipment, work orders, and Program Management fees.

This is a budget and expenditure activity report, and is not a construction status report.
The accompanying introduction and notes are an integral part of this report.



SMART Program Budget Activity Report

Financially Active Projects Detail Schedule

for Quarter Ended September 30, 2020



GOB Referendum Approved by Voters on 11/4/2014 - 70 Months Since Approval

School/ Project	Original Budget	Current Budget	Prior Years Expenditures	Commitments	Current Year Expenditures	Balance
Crystal Lake Middle School						
School Choice Enhancement Project Number: P.002463	100,000	100,000	-	50,238	43,209	6,553
Cypress Bay High School						
Building Envelope Improvements (Roof, Window, Ext Wall, etc.), CR Addition to allow for removal of portable buildings, HVAC Improvements, Safety / Security Upgrade Project Number: P.001774	13,739,000	32,578,000	10,388,899	13,994,934	2,323,843	5,870,324
Dandy, William Middle School						
Building Envelope Improvements (Roof, Window, Ext Wall, etc.), Fire Alarm, Fire Sprinklers, HVAC Improvements, Replacement of building 18, Safety / Security Upgrade Project Number: P.001900	3,195,000	7,218,550	636,671	5,818,110	37,893	725,876
Dania Elementary School						
Art Room Renovation and Equipment, Building Envelope Improvements (Roof, Window, Ext Wall, etc.), Electrical Improvements, Media Center improvements, Music Room Renovation, Replacement of building 2, Safety / Security Upgrade Project Number: P.002061	2,502,000	2,502,000	224,551	198,789	13,195	2,065,465
Dave Thomas Education Center						
Building Envelope Improvements (Roof, Window, Ext Wall, etc.), HVAC Improvements Project Number: P.001972	758,000	2,619,494	652,319	1,648,722	76,048	242,405

* Project expenditures include, but are not limited to, construction costs, design costs, permitting costs, advertising costs during the planning and procurement phase, equipment, work orders, and Program Management fees.

This is a budget and expenditure activity report, and is not a construction status report. The accompanying introduction and notes are an integral part of this report.



SMART Program Budget Activity Report

Financially Active Projects Detail Schedule

for Quarter Ended September 30, 2020



GOB Referendum Approved by Voters on 11/4/2014 - 70 Months Since Approval

School/ Project	Original Budget	Current Budget	Prior Years Expenditures	Commitments	Current Year Expenditures	Balance
Davie Elementary School						
Building Envelope Improvements (Roof, Window, Ext Wall, etc.), Fire Sprinklers, HVAC Improvements, Media Center improvements, Safety / Security Upgrade Project Number: P.001899	2,876,000	5,096,700	451,881	2,934,333	1,147,161	563,325
Deerfield Beach Elementary School						
Building Envelope Improvements (Roof, Window, Ext Wall, etc.), Fire Alarm, Fire Sprinklers, HVAC Improvements, Media Center improvements, Renovations to Building 1 (Historic) Project Number: P.001820	6,233,445	5,611,445	691,213	257,446	9,844	4,652,942
Deerfield Beach High School						
Fire Sprinklers, Roof Repairs and HVAC Project Number: P.001694	8,774,000	7,359,400	1,267,883	119,341	5,976	5,966,200
Building Envelope Improvements (Roof, Window, Ext Wall, etc.), Electrical Improvements, Media Center improvements, Safety / Security Upgrade, STEM Lab improvements Project Number: P.002134	3,912,000	3,912,000	141,501	650,498	34,501	3,085,500
School Choice Enhancement Project Number: P.002433	100,000	100,000	6,741	65,488	9,000	18,771
Deerfield Beach Middle School						
Building Envelope Improvements (Roof, Window, Ext Wall, etc.), Fire Alarm, Fire Sprinklers, HVAC Improvements, Media Center improvements Project Number: P.002142	4,333,000	4,333,000	209,957	436,419	48,595	3,638,029

* Project expenditures include, but are not limited to, construction costs, design costs, permitting costs, advertising costs during the planning and procurement phase, equipment, work orders, and Program Management fees.

This is a budget and expenditure activity report, and is not a construction status report. The accompanying introduction and notes are an integral part of this report.



SMART Program Budget Activity Report

Financially Active Projects Detail Schedule

for Quarter Ended September 30, 2020



GOB Referendum Approved by Voters on 11/4/2014 - 70 Months Since Approval

School/ Project	Original Budget	Current Budget	Prior Years Expenditures	Commitments	Current Year Expenditures	Balance
Deerfield Park Elementary School						
Building Envelope Improvements (Roof, Window, Ext Wall, etc.), Fire Alarm, Fire Sprinklers, HVAC Improvements, PE/Athletic Improvements Project Number: P.002036	5,240,000	6,224,840	702,870	4,873,703	31,506	616,761
School Choice Enhancement Project Number: P.002314	100,000	100,000	10,380	-	23,516	66,104
Dillard 6-12 School						
Building Envelope Improvements (Roof, Window, Ext Wall, etc.), Electrical Improvements, Fire Sprinklers, HVAC Improvements, Safety / Security Upgrade Project Number: P.001726	4,232,000	8,498,232	3,509,913	4,172,863	99,329	716,127
Dillard Elementary School						
Building Envelope Improvements (Roof, Window, Ext Wall, etc.), HVAC Improvements Project Number: P.001915	1,677,000	1,677,000	375,185	63,148	8,874	1,229,793
School Choice Enhancement Project Number: P.002269	100,000	100,000	87,541	-	-	12,459
District Wide (Applied Learning)						
Art Replacement Kilns Project Number: 973185006	392,000	392,000	351,027	-	-	40,973
Drama Staging, Lighting, & Sound Project Number: 973185007	1,300,000	1,300,000	831,134	-	-	468,866
Drew, Charles Elementary School						
Building Envelope Improvements (Roof, Window, Ext Wall, etc.), Fire Alarm, Fire Sprinklers, HVAC Improvements Project Number: P.001818	3,017,000	3,017,000	388,403	61,172	-	2,567,425

* Project expenditures include, but are not limited to, construction costs, design costs, permitting costs, advertising costs during the planning and procurement phase, equipment, work orders, and Program Management fees.

This is a budget and expenditure activity report, and is not a construction status report. The accompanying introduction and notes are an integral part of this report.



SMART Program Budget Activity Report

Financially Active Projects Detail Schedule

for Quarter Ended September 30, 2020



GOB Referendum Approved by Voters on 11/4/2014 - 70 Months Since Approval

School/ Project	Original Budget	Current Budget	Prior Years Expenditures	Commitments	Current Year Expenditures	Balance
Drew, Charles Family Resource Center						
Building Envelope Improvements (Roof, Window, Ext Wall, etc.), HVAC Improvements, Media Center improvements, Replacement of building 3, Replacement of building 5, Replacement of building 6 Project Number: P.001848	3,278,000	3,278,000	409,152	78,665	14,085	2,776,098
Driftwood Elementary School						
Building Envelope Improvements (Roof, Window, Ext Wall, etc.), Fire Sprinklers, HVAC Improvements Project Number: P.002064	1,735,000	1,735,000	204,682	147,573	9,151	1,373,594
Driftwood Middle School						
Art Room Renovation and Equipment, Building Envelope Improvements (Roof, Window, Ext Wall, etc.), Conversion of Existing Space to Music and/or Art Lab(s), Electrical Improvements, Fire Sprinklers, HVAC Improvements, Media Center improvements, Safety / Sec Project Number: P.001837	5,544,000	8,345,700	752,316	6,477,208	81,253	1,034,923
Eagle Point Elementary School						
Art Room Renovation and Equipment, Building Envelope Improvements (Roof, Window, Ext Wall, etc.), Conversion of Existing Space to Music and/or Art Lab(s), Fire Alarm, HVAC Improvements, Music Room Renovation Project Number: P.001746	4,820,000	6,145,450	677,585	4,401,994	211,710	854,161

* Project expenditures include, but are not limited to, construction costs, design costs, permitting costs, advertising costs during the planning and procurement phase, equipment, work orders, and Program Management fees.

This is a budget and expenditure activity report, and is not a construction status report. The accompanying introduction and notes are an integral part of this report.



SMART Program Budget Activity Report

Financially Active Projects Detail Schedule

for Quarter Ended September 30, 2020



GOB Referendum Approved by Voters on 11/4/2014 - 70 Months Since Approval

School/ Project	Original Budget	Current Budget	Prior Years Expenditures	Commitments	Current Year Expenditures	Balance
Eagle Ridge Elementary School						
Fire Alarm, HVAC Improvements Project Number: P.001722	2,259,000	3,306,383	3,088,771	9,859	11,587	196,166
Ely, Blanche High School						
ADA Stage Lift, Building Envelope Improvements (Roof, Window, Ext Wall, etc.), Fire Sprinklers, Gymnasium Accessibility, HVAC Improvements, IAQ & Fascia Replacement, Media Center improvements, Outdoor Dining Renovation, STEM Lab improvements Project Number: P.001646	14,674,436	21,984,436	11,235,132	8,337,450	1,494,361	917,493
Embassy Creek Elementary School						
Art Room Renovation and Equipment, Building Envelope Improvements (Roof, Window, Ext Wall, etc.), Conversion of Existing Space to Music and/or Art Lab(s), Fire Alarm, HVAC Improvements, Music Room Renovation Project Number: P.001897	3,524,000	4,864,700	1,377,894	2,022,368	809,279	655,159
Endeavour Primary Learning Center						
Building Envelope Improvements (Roof, Window, Ext Wall, etc.), HVAC Improvements Project Number: P.002111	957,000	2,360,790	157,553	32,578	-	2,170,659
School Choice Enhancement Project Number: P.002468	100,000	100,000	-	38,718	7,411	53,871

* Project expenditures include, but are not limited to, construction costs, design costs, permitting costs, advertising costs during the planning and procurement phase, equipment, work orders, and Program Management fees.

This is a budget and expenditure activity report, and is not a construction status report.
The accompanying introduction and notes are an integral part of this report.



SMART Program Budget Activity Report

Financially Active Projects Detail Schedule

for Quarter Ended September 30, 2020



GOB Referendum Approved by Voters on 11/4/2014 - 70 Months Since Approval

School/ Project	Original Budget	Current Budget	Prior Years Expenditures	Commitments	Current Year Expenditures	Balance
Everglades Elementary School						
Building Envelope Improvements (Roof, Window, Ext Wall, etc.), HVAC Improvements Project Number: P.001948	1,212,000	2,344,500	405,939	788,177	886,818	263,566
School Choice Enhancement Project Number: P.001976	100,000	100,000	63,727	-	-	36,273
Everglades High School						
HVAC Improvements Project Number: P.001985	3,669,000	6,376,254	3,375,367	267,653	300,108	2,433,126
Fairway Elementary School						
Building Envelope Improvements (Roof, Window, Ext Wall, etc.), Electrical Improvements, Fire Alarm, HVAC Improvements, Media Center improvements, Safety / Security Upgrade Project Number: P.001785	4,003,000	7,510,900	3,525,016	2,469,391	809,893	706,600
Falcon Cove Middle School						
Building Envelope Improvements (Roof, Window, Ext Wall, etc.), CR Addition to allow for removal of portable buildings, HVAC Improvements Project Number: P.001902	10,741,000	22,788,000	3,217,846	13,090,908	1,170,901	5,308,345
Flamingo Elementary School						
Building Envelope Improvements (Roof, Window, Ext Wall, etc.), HVAC Improvements, Media Center improvements Project Number: P.002135	1,955,000	2,160,000	172,007	1,628,800	100,982	258,211
Flanagan, Charles W. High School						
School Choice Enhancement Project Number: P.002432	100,000	100,000	69,902	26,300	440	3,358

* Project expenditures include, but are not limited to, construction costs, design costs, permitting costs, advertising costs during the planning and procurement phase, equipment, work orders, and Program Management fees.

This is a budget and expenditure activity report, and is not a construction status report.
The accompanying introduction and notes are an integral part of this report.



SMART Program Budget Activity Report

Financially Active Projects Detail Schedule

for Quarter Ended September 30, 2020



GOB Referendum Approved by Voters on 11/4/2014 - 70 Months Since Approval

School/ Project	Original Budget	Current Budget	Prior Years Expenditures	Commitments	Current Year Expenditures	Balance
Floranada Elementary School						
Building Envelope Improvements (Roof, Window, Ext Wall, etc.), HVAC Improvements Project Number: P.002001	776,000	2,838,840	107,803	42,829	-	2,688,208
Forest Glen Middle School						
Building Envelope Improvements (Roof, Window, Ext Wall, etc.), Fire Sprinklers, HVAC Improvements Project Number: P.001865	5,189,000	9,047,800	4,437,452	958,513	2,905,244	746,591
Forest Hills Elementary School						
Fire Alarm Project Number: P.001678	293,000	293,000	40,082	252,140	-	778
Building Envelope Improvements (Roof, Window, Ext Wall, etc.), Fire Sprinklers, Media Center improvements Project Number: P.001926	1,336,000	2,419,601	806,835	1,536,406	-	76,360
Fort Lauderdale High School						
Building Envelope Improvements (Roof, Window, Ext Wall, etc.), Electrical Improvements, HVAC Improvements Project Number: P.001839	2,409,000	3,772,887	890,057	1,270,540	122,820	1,489,470
Fox Trail Elementary School						
Art Room Renovation and Equipment, Building Envelope Improvements (Roof, Window, Ext Wall, etc.), Conversion of Existing Space to Music and/or Art Lab(s), HVAC Improvements, Music Room Renovation Project Number: P.001973	770,000	1,397,150	133,182	565,925	489,331	208,712

* Project expenditures include, but are not limited to, construction costs, design costs, permitting costs, advertising costs during the planning and procurement phase, equipment, work orders, and Program Management fees.

This is a budget and expenditure activity report, and is not a construction status report.
The accompanying introduction and notes are an integral part of this report.



SMART Program Budget Activity Report

Financially Active Projects Detail Schedule

for Quarter Ended September 30, 2020



GOB Referendum Approved by Voters on 11/4/2014 - 70 Months Since Approval

School/ Project	Original Budget	Current Budget	Prior Years Expenditures	Commitments	Current Year Expenditures	Balance
Gator Run Elementary School						
Art Room Renovation and Equipment, Building Envelope Improvements (Roof, Window, Ext Wall, etc.), Conversion of Existing Space to Music and/or Art Lab(s), HVAC Improvements, Music Room Renovation Project Number: P.001863	2,571,000	4,106,323	1,227,287	1,707,248	767,308	404,480
Glades Middle School						
Building Envelope Improvements (Roof, Window, Ext Wall, etc.), HVAC Improvements Project Number: P.001968	386,000	386,000	63,928	17,174	1,658	303,240
Griffin Elementary School						
Building Envelope Improvements (Roof, Window, Ext Wall, etc.), Fire Alarm, HVAC Improvements, Media Center improvements, PE/Athletic Improvements, Safety / Security Upgrade Project Number: P.001745	2,258,000	4,126,208	3,488,498	125,103	92,080	420,527
Gulfstream Academy of Hallandale Beach K-8(Hallandale Adult & Community Center)						
Building Envelope Improvements (Roof, Window, Ext Wall, etc.), Electrical Improvements, Fire Sprinklers, HVAC Improvements, Media Center improvements, Replacement of building 1, Replacement of building 12, Replacement of building 7, Replacement of building Project Number: P.001822	5,161,700	5,161,700	3,513,496	392,396	891,629	364,179

* Project expenditures include, but are not limited to, construction costs, design costs, permitting costs, advertising costs during the planning and procurement phase, equipment, work orders, and Program Management fees.

This is a budget and expenditure activity report, and is not a construction status report. The accompanying introduction and notes are an integral part of this report.



SMART Program Budget Activity Report

Financially Active Projects Detail Schedule

for Quarter Ended September 30, 2020



GOB Referendum Approved by Voters on 11/4/2014 - 70 Months Since Approval

School/ Project	Original Budget	Current Budget	Prior Years Expenditures	Commitments	Current Year Expenditures	Balance
Gulfstream Academy of Hallandale Beach K-8(Hallandale Elementary School)						
Building Envelope Improvements (Roof, Window, Ext Wall, etc.), HVAC Improvements Project Number: P.002072	1,090,000	1,090,000	143,830	61,869	13,836	870,465
Gulfstream Early Learning Center of Excellence						
Building Envelope Improvements (Roof, Window, Ext Wall, etc.), Fire Alarm, HVAC Improvements, Replacement of building 4 Project Number: P.002055	4,821,000	6,405,000	671,323	168,356	-	5,565,321
School Choice Enhancement Project Number: P.002360	100,000	100,000	20,769	4,899	-	74,332
Hallandale High School						
Building Envelope Improvements (Roof, Window, Ext Wall, etc.), Electrical Improvements, Fire Alarm, Fire Sprinklers, HVAC Improvements, Media Center improvements, STEM Lab improvements Project Number: P.002115	7,019,666	7,019,666	558,207	232,714	36,662	6,192,083
School Choice Enhancement Project Number: P.002434	100,000	100,000	41,500	23,578	-	34,922
Harbordale Elementary School						
Building Envelope Improvements (Roof, Window, Ext Wall, etc.), HVAC Improvements Project Number: P.002068	1,049,000	1,049,000	131,430	52,707	12,120	852,743
School Choice Enhancement Project Number: P.002374	100,000	100,000	52,418	27,900	5,650	14,032

* Project expenditures include, but are not limited to, construction costs, design costs, permitting costs, advertising costs during the planning and procurement phase, equipment, work orders, and Program Management fees.

This is a budget and expenditure activity report, and is not a construction status report.
The accompanying introduction and notes are an integral part of this report.



SMART Program Budget Activity Report

Financially Active Projects Detail Schedule

for Quarter Ended September 30, 2020



GOB Referendum Approved by Voters on 11/4/2014 - 70 Months Since Approval

School/ Project	Original Budget	Current Budget	Prior Years Expenditures	Commitments	Current Year Expenditures	Balance
Hawkes Bluff Elementary School						
Building Envelope Improvements (Roof, Window, Ext Wall, etc.), HVAC Improvements Project Number: P.001784	2,903,000	6,809,437	1,618,172	4,099,046	515,612	576,607
Henry D. Perry Education Center						
Music Instruments Project Number: 101185009	100,000	50,000	50,000	-	-	-
Building Envelope Improvements (Roof, Window, Ext Wall, etc.), Fire Alarm, Fire Sprinklers, HVAC Improvements Project Number: P.001986	5,807,000	9,308,580	702,040	190,920	71,023	8,344,597
Heron Heights Elementary School						
Building Envelope Improvements (Roof, Window, Ext Wall, etc.), Conversion of Existing Space to Music and/or Art Lab(s), HVAC Improvements, Music Room Renovations Project Number: P.002147	657,000	657,000	75,085	42,655	12,759	526,501
School Choice Enhancement Project Number: P.002379	100,000	100,000	45,410	21,450	-	33,140
Hollywood Central Elementary School						
Building Envelope Improvements (Roof, Window, Ext Wall, etc.), Electrical Improvements, HVAC Improvements, Safety / Security Upgrade Project Number: P.001983	4,817,000	8,658,350	831,968	3,896,330	-	3,930,052

* Project expenditures include, but are not limited to, construction costs, design costs, permitting costs, advertising costs during the planning and procurement phase, equipment, work orders, and Program Management fees.

This is a budget and expenditure activity report, and is not a construction status report.
The accompanying introduction and notes are an integral part of this report.



SMART Program Budget Activity Report

Financially Active Projects Detail Schedule

for Quarter Ended September 30, 2020



GOB Referendum Approved by Voters on 11/4/2014 - 70 Months Since Approval

School/ Project	Original Budget	Current Budget	Prior Years Expenditures	Commitments	Current Year Expenditures	Balance
Hollywood Hills Elementary School						
Building Envelope Improvements (Roof, Window, Ext Wall, etc.), Electrical Improvements, Fire Sprinklers, HVAC Improvements, Safety / Security Upgrade Project Number: P.001845	2,999,000	2,999,000	376,537	81,735	4,750	2,535,978
School Choice Enhancement Project Number: P.002456	100,000	100,000	47,822	41,036	468	10,674
Hollywood Hills High School						
Electrical Improvements, Fire Alarm, Fire Sprinklers, HVAC Improvements, Media Center improvements, Roof Replacement, Safety / Security Upgrade, STEM Lab improvements Project Number: P.001806	15,061,000	22,215,351	8,405,881	11,508,293	2,063,983	237,194
Hollywood Park Elementary School						
Building Envelope Improvements (Roof, Window, Ext Wall, etc.), Electrical Improvements, Fire Sprinklers, HVAC Improvements, Media Center improvements Project Number: P.001788	4,185,000	6,965,250	620,673	5,332,819	28,207	983,551
Horizon Elementary School						
Building Envelope Improvements (Roof, Window, Ext Wall, etc.), HVAC Improvements, Media Center improvements Project Number: P.002038	813,000	1,539,000	114,934	45,115	2,401	1,376,550

* Project expenditures include, but are not limited to, construction costs, design costs, permitting costs, advertising costs during the planning and procurement phase, equipment, work orders, and Program Management fees.

This is a budget and expenditure activity report, and is not a construction status report.
The accompanying introduction and notes are an integral part of this report.



SMART Program Budget Activity Report

Financially Active Projects Detail Schedule

for Quarter Ended September 30, 2020



GOB Referendum Approved by Voters on 11/4/2014 - 70 Months Since Approval

School/ Project	Original Budget	Current Budget	Prior Years Expenditures	Commitments	Current Year Expenditures	Balance
Hunt, James S. Elementary School						
Building Envelope Improvements (Roof, Window, Ext Wall, etc.), Fire Alarm, Fire Sprinklers, HVAC Improvements, Media Center improvements Project Number: P.002059	4,833,000	4,833,000	787,617	141,085	49,794	3,854,504
Indian Ridge Middle School						
Art Room Renovation and Equipment, Building Envelope Improvements (Roof, Window, Ext Wall, etc.), Conversion of Existing Space to Music and/or Art Lab(s), HVAC Improvements, Music Room Renovation Project Number: P.001748	5,115,000	6,060,102	5,447,485	11,108	-	601,509
Indian Trace Elementary School						
Building Envelope Improvements (Roof, Window, Ext Wall, etc.), Fire Alarm, HVAC Improvements Project Number: P.001980	3,530,000	3,530,000	672,572	193,489	38,778	2,625,161
Lake Forest Elementary School						
Building Envelope Improvements (Roof, Window, Ext Wall, etc.), HVAC Improvements Project Number: P.001886	1,913,000	3,115,142	946,611	1,438,051	219,446	511,034
School Choice Enhancement Project Number: P.002217	100,000	100,000	86,581	-	182	13,237
Lakeside Elementary School						
Building Envelope Improvements (Roof, Window, Ext Wall, etc.), HVAC Improvements Project Number: P.002070	2,899,000	4,284,240	252,211	111,368	18,463	3,902,198
School Choice Enhancement Project Number: P.002450	100,000	100,000	47,447	30,205	7,817	14,531

* Project expenditures include, but are not limited to, construction costs, design costs, permitting costs, advertising costs during the planning and procurement phase, equipment, work orders, and Program Management fees.

This is a budget and expenditure activity report, and is not a construction status report.
The accompanying introduction and notes are an integral part of this report.



SMART Program Budget Activity Report

Financially Active Projects Detail Schedule

for Quarter Ended September 30, 2020



GOB Referendum Approved by Voters on 11/4/2014 - 70 Months Since Approval

School/ Project	Original Budget	Current Budget	Prior Years Expenditures	Commitments	Current Year Expenditures	Balance
Larkdale Elementary School						
Building Envelope Improvements (Roof, Window, Ext Wall, etc.), Fire Alarm, HVAC Improvements, Replacement of building 1 Project Number: P.002073	1,401,000	2,690,350	268,593	77,296	2,119	2,342,342
Lauderdale Lakes Middle School						
Fire Alarm, Fire Sprinklers, Media Center improvements, Roof repair, stucco and waterproof, interior repairs, HVAC - evaluation, test/balance and repair, etc. Project Number: P.001637	6,481,000	6,658,378	4,527,943	73,355	130,828	1,926,252
Lauderdale Manors Early Learning and Resource Center						
Building Envelope Improvements (Roof, Window, Ext Wall, etc.), HVAC Improvements, Renovate Restroom Project Number: P.001635	2,974,056	6,950,500	600,544	82,363	-	6,267,593
Lauderhill 6-12 School						
Fire Alarm, Fire Sprinklers, HVAC Improvements, Media Center improvements, Roof repairs, new elevator, remodel mezzanine, covered walkway, gym lights Project Number: P.001801	6,005,000	6,005,000	743,672	141,330	31,781	5,088,217
School Choice Enhancement Project Number: P.002235	100,000	100,000	31,024	12,568	47,983	8,425

* Project expenditures include, but are not limited to, construction costs, design costs, permitting costs, advertising costs during the planning and procurement phase, equipment, work orders, and Program Management fees.

This is a budget and expenditure activity report, and is not a construction status report.
The accompanying introduction and notes are an integral part of this report.



SMART Program Budget Activity Report

Financially Active Projects Detail Schedule

for Quarter Ended September 30, 2020



GOB Referendum Approved by Voters on 11/4/2014 - 70 Months Since Approval

School/ Project	Original Budget	Current Budget	Prior Years Expenditures	Commitments	Current Year Expenditures	Balance
Lauderhill-Paul Turner Elementary School						
Building Envelope Improvements (Roof, Window, Ext Wall, etc.), Fire Sprinklers, HVAC Improvements Project Number: P.002066	2,295,000	2,295,000	244,339	71,628	12,964	1,966,069
Liberty Elementary School						
Conversion of Existing Space to Music and/or Art Lab(s), HVAC Improvements, Music Room Renovation, PE/Athletic Improvements Project Number: P.001999	377,000	465,093	61,646	104,949	253,800	44,698
Lloyd Estates Elementary School						
Building Envelope Improvements (Roof, Window, Ext Wall, etc.), Fire Alarm, Fire Sprinklers, HVAC Improvements, Media Center improvements Project Number: P.001824	2,252,000	2,252,000	307,639	43,017	-	1,901,344
Lyons Creek Middle School						
Art Room Renovation and Equipment, Building Envelope Improvements (Roof, Window, Ext Wall, etc.), Conversion of Existing Space to Music and/or Art Lab(s), HVAC Improvements, Music Room Renovation Project Number: P.002141	3,049,000	3,049,000	127,118	284,340	74,309	2,563,233
School Choice Enhancement Project Number: P.002344	100,000	100,000	39,650	53,000	-	7,350

* Project expenditures include, but are not limited to, construction costs, design costs, permitting costs, advertising costs during the planning and procurement phase, equipment, work orders, and Program Management fees.

This is a budget and expenditure activity report, and is not a construction status report. The accompanying introduction and notes are an integral part of this report.



SMART Program Budget Activity Report

Financially Active Projects Detail Schedule

for Quarter Ended September 30, 2020



GOB Referendum Approved by Voters on 11/4/2014 - 70 Months Since Approval

School/ Project	Original Budget	Current Budget	Prior Years Expenditures	Commitments	Current Year Expenditures	Balance
Maplewood Elementary School						
ADA Restrooms & Fire Sprinkler and Restrooms, Building Envelope Improvements (Roof, Window, Ext Wall, etc.), Fire Alarm Project Number: P.001639	2,279,629	4,575,455	479,359	3,148,276	606,767	341,053
HVAC Improvements, Media Center improvements Project Number: P.001998	362,000	362,000	57,704	213,727	3,299	87,270
Margate Elementary School						
Building Envelope Improvements (Roof, Window, Ext Wall, etc.), Conversion of Existing Space to Music and/or Art Lab(s), Fire Sprinklers, HVAC Improvements, Music Room Renovation, Replacement of building 1 Project Number: P.001647	4,618,753	4,618,753	817,138	126,696	31,650	3,643,269
School Choice Enhancement Project Number: P.001698	100,000	100,000	61,906	-	-	38,094
Margate Middle School						
Art Room Renovation and Equipment, Building Envelope Improvements (Roof, Window, Ext Wall, etc.), Conversion of Existing Space to Music and/or Art Lab(s), Electrical Improvements, Fire Alarm, Fire Sprinklers, HVAC Improvements, Media Center improvements, Project Number: P.001836	8,869,000	8,869,000	1,300,159	222,221	141,477	7,205,143
School Choice Enhancement Project Number: P.002232	100,000	100,000	85,174	2,050	-	12,776

* Project expenditures include, but are not limited to, construction costs, design costs, permitting costs, advertising costs during the planning and procurement phase, equipment, work orders, and Program Management fees.

This is a budget and expenditure activity report, and is not a construction status report.
The accompanying introduction and notes are an integral part of this report.



SMART Program Budget Activity Report

Financially Active Projects Detail Schedule

for Quarter Ended September 30, 2020



GOB Referendum Approved by Voters on 11/4/2014 - 70 Months Since Approval

School/ Project	Original Budget	Current Budget	Prior Years Expenditures	Commitments	Current Year Expenditures	Balance
Markham, C. Robert Elementary School						
Building Envelope Improvements (Roof, Window, Ext Wall, etc.), Fire Alarm, Fire Sprinklers, HVAC Improvements, Replacement of building 1 Project Number: P.001920	9,159,000	7,913,830	1,402,660	270,605	-	6,240,565
McArthur High School						
Building Envelope Improvements (Roof, Window, Ext Wall, etc.), Electrical Improvements, Fire Sprinklers, HVAC Improvements, Media Center improvements, Replacement of building 1, Replacement of building 6, Safety / Security Upgrade, STEM Lab improvements Project Number: P.001954	16,702,000	15,811,496	1,582,794	744,366	-	13,484,336
School Choice Enhancement Project Number: P.002233	100,000	100,000	85,639	-	-	14,361
McFatter Technical College						
ADA Renovate Restroom, Building Envelope Improvements (Roof, Window, Ext Wall, etc.), Electrical Improvements, Fire Alarm, Fire Sprinklers, HVAC repairs to include buildings 1,2,4,5., Media Center improvements, Safety / Security Upgrade Project Number: P.001658	7,371,525	7,371,525	1,034,048	114,059	-	6,223,418
McFatter Technical, Broward Fire Academy						
Building Envelope Improvements (Roof, Window, Ext Wall, etc.), Fire Sprinklers Project Number: P.001965	256,000	614,512	49,704	10,335	2,034	552,439

* Project expenditures include, but are not limited to, construction costs, design costs, permitting costs, advertising costs during the planning and procurement phase, equipment, work orders, and Program Management fees.

This is a budget and expenditure activity report, and is not a construction status report. The accompanying introduction and notes are an integral part of this report.



SMART Program Budget Activity Report

Financially Active Projects Detail Schedule

for Quarter Ended September 30, 2020



GOB Referendum Approved by Voters on 11/4/2014 - 70 Months Since Approval

School/ Project	Original Budget	Current Budget	Prior Years Expenditures	Commitments	Current Year Expenditures	Balance
McNab Elementary School						
Building Envelope Improvements (Roof, Window, Ext Wall, etc.), HVAC Improvements Project Number: P.001964	1,295,000	3,210,437	1,215,005	1,213,677	596,545	185,210
School Choice Enhancement Project Number: P.002140	100,000	100,000	-	100,000	-	-
Meadowbrook Elementary School						
Building Envelope Improvements (Roof, Window, Ext Wall, etc.), Electrical Improvements, Fire Sprinklers, HVAC Improvements Project Number: P.002083	1,061,000	1,061,000	160,595	58,601	5,595	836,209
Millennium 6-12 Collegiate Academy						
Art Room Renovation and Equipment, Building Envelope Improvements (Roof, Window, Ext Wall, etc.), Conversion of Existing Space to Music and/or Art Lab(s), Fire Alarm, HVAC Improvements Project Number: P.002046	2,935,000	2,935,000	383,718	113,062	14,075	2,424,145
Miramar High School						
Building Envelope Improvements (Roof, Window, Ext Wall, etc.), Conversion of Existing Space to Music and/or Art Lab(s), Electrical Improvements, Fire Alarm, Fire Sprinklers, HVAC Improvements, Media Center improvements, Music Room Renovation, STEM Lab imp Project Number: P.002003	11,007,000	11,007,000	1,448,965	316,792	113,991	9,127,252

* Project expenditures include, but are not limited to, construction costs, design costs, permitting costs, advertising costs during the planning and procurement phase, equipment, work orders, and Program Management fees.

This is a budget and expenditure activity report, and is not a construction status report. The accompanying introduction and notes are an integral part of this report.



SMART Program Budget Activity Report

Financially Active Projects Detail Schedule

for Quarter Ended September 30, 2020



GOB Referendum Approved by Voters on 11/4/2014 - 70 Months Since Approval

School/ Project	Original Budget	Current Budget	Prior Years Expenditures	Commitments	Current Year Expenditures	Balance
Mirror Lake Elementary School						
Building Envelope Improvements (Roof, Window, Ext Wall, etc.), Fire Sprinklers, HVAC Improvements, Media Center improvements Project Number: P.002011	1,720,000	3,833,400	2,731,118	724,212	254,871	123,199
Monarch High School						
Building Envelope Improvements (Roof, Window, Ext Wall, etc.), HVAC Improvements Project Number: P.002148	2,224,000	2,224,000	99,125	236,455	66,892	1,821,528
Morrow Elementary School						
School Choice Enhancement Project Number: P.001925	100,000	100,000	78,821	-	-	21,179
ADA Stage Lift, Electrical Improvements, Fire Sprinkler Protection and Fire Alarm, HVAC Improvements, Media Center improvements Project Number: P.001996	2,386,623	1,917,583	1,284,346	302,785	86,644	243,808
New Renaissance Middle School						
Building Envelope Improvements (Roof, Window, Ext Wall, etc.), HVAC Improvements Project Number: P.002143	3,554,000	3,554,000	128,624	334,525	65,003	3,025,848
School Choice Enhancement Project Number: P.002365	100,000	100,000	17,216	800	-	81,984
New River Middle School						
Building Envelope Improvements (Roof, Window, Ext Wall, etc.), HVAC Improvements Project Number: P.001710	2,242,000	4,324,600	304,086	3,501,488	33,316	485,710

* Project expenditures include, but are not limited to, construction costs, design costs, permitting costs, advertising costs during the planning and procurement phase, equipment, work orders, and Program Management fees.

This is a budget and expenditure activity report, and is not a construction status report.
The accompanying introduction and notes are an integral part of this report.



SMART Program Budget Activity Report

Financially Active Projects Detail Schedule

for Quarter Ended September 30, 2020



GOB Referendum Approved by Voters on 11/4/2014 - 70 Months Since Approval

School/ Project	Original Budget	Current Budget	Prior Years Expenditures	Commitments	Current Year Expenditures	Balance
Nob Hill Elementary School						
Building Envelope Improvements (Roof, Window, Ext Wall, etc.), Electrical Improvements, Fire Alarm, Fire Sprinklers, HVAC Improvements, Media Center improvements Project Number: P.002112	1,859,000	1,859,000	207,221	41,467	9,708	1,600,604
Norcrest Elementary School						
Building Envelope Improvements (Roof, Window, Ext Wall, etc.), HVAC Improvements, Media Center improvements Project Number: P.001969	2,110,000	3,182,500	387,184	2,061,584	151,386	582,346
North Andrews Gardens Elementary School						
Building Envelope Improvements (Roof, Window, Ext Wall, etc.), Fire Sprinklers, HVAC Improvements Project Number: P.001890	2,278,000	2,278,000	340,793	56,810	-	1,880,397
School Choice Enhancement Project Number: P.002375	100,000	100,000	79,364	-	1,775	18,861
North Fork Elementary School						
Building Envelope Improvements (Roof, Window, Ext Wall, etc.), Fire Sprinklers, HVAC Improvements Project Number: P.001849	1,933,000	1,933,000	295,029	35,087	8,306	1,594,578
School Choice Enhancement Project Number: P.002204	100,000	100,000	68,288	11,124	20,000	588

* Project expenditures include, but are not limited to, construction costs, design costs, permitting costs, advertising costs during the planning and procurement phase, equipment, work orders, and Program Management fees.

This is a budget and expenditure activity report, and is not a construction status report.
The accompanying introduction and notes are an integral part of this report.



SMART Program Budget Activity Report

Financially Active Projects Detail Schedule

for Quarter Ended September 30, 2020



GOB Referendum Approved by Voters on 11/4/2014 - 70 Months Since Approval

School/ Project	Original Budget	Current Budget	Prior Years Expenditures	Commitments	Current Year Expenditures	Balance
North Lauderdale Elementary School						
Building Envelope Improvements (Roof, Window, Ext Wall, etc.), Fire Alarm, Fire Sprinklers, HVAC Improvements, Media Center improvements Project Number: P.001903	1,436,000	2,529,350	216,572	48,671	2,727	2,261,380
School Choice Enhancement Project Number: P.001907	100,000	100,000	69,426	-	-	30,574
North Side Elementary School						
Building Envelope Improvements (Roof, Window, Ext Wall, etc.), HVAC Improvements Project Number: P.001992	1,696,000	3,465,430	1,520,811	1,490,954	261,793	191,872
Northeast High School						
ADA renovations related to educational adequacy, Electrical Improvements, Fire Alarm, Fire Sprinklers, HVAC Improvements, Re-Roofing, Safety / Security Upgrade, STEM Lab improvements Project Number: P.001684	14,426,000	25,132,440	2,884,076	20,782,247	83,222	1,382,895
School Choice Enhancement Project Number: P.001758	100,000	100,000	91,421	836	-	7,743
Demolition to Building 8, 9, 10, 11 and 27, Renovations to Building 12 Locker Rooms, Building 7 A/C for PE Locker Rooms, 24-Classroom New Addition Project Number: P.002301	-	17,840,962	1,011,819	413,417	30,000	16,385,726
Nova Blanche Forman Elementary School						
Building Envelope Improvements (Roof, Window, Ext Wall, etc.), HVAC Improvements Project Number: P.002149	1,748,000	1,748,000	299,557	89,519	9,129	1,349,795

* Project expenditures include, but are not limited to, construction costs, design costs, permitting costs, advertising costs during the planning and procurement phase, equipment, work orders, and Program Management fees.

This is a budget and expenditure activity report, and is not a construction status report.
The accompanying introduction and notes are an integral part of this report.



SMART Program Budget Activity Report

Financially Active Projects Detail Schedule

for Quarter Ended September 30, 2020



GOB Referendum Approved by Voters on 11/4/2014 - 70 Months Since Approval

School/ Project	Original Budget	Current Budget	Prior Years Expenditures	Commitments	Current Year Expenditures	Balance
Nova Dwight D Eisenhower Elementary School						
Building Envelope Improvements (Roof, Window, Ext Wall, etc.), Fire Alarm, Electrical Improvements, Media Center Improvements Project Number: P.002145	1,031,000	1,031,000	122,017	51,857	5,384	851,742
School Choice Enhancement Project Number: P.002459	100,000	100,000	23,360	21,812	2,334	52,494
Nova High School						
Art Room Renovation and Equipment, Building Envelope Improvements (Roof, Window, Ext Wall, etc.), Electrical Improvements, Fire Alarm, HVAC Improvements, Media Center improvements, Music Room Renovation, Safety / Security Upgrade, STEM Lab improvements Project Number: P.001817	19,833,000	31,826,745	13,195,749	15,292,106	1,591,017	1,747,873
Nova Middle School						
Art Room Renovation and Equipment, Building Envelope Improvements (Roof, Window, Ext Wall, etc.), Conversion of Existing Space to Music and/or Art Lab(s), HVAC Improvements Project Number: P.001898	2,602,000	6,639,300	374,796	5,469,685	22,168	772,651
Oakland Park Elementary School						
Building Envelope Improvements (Roof, Window, Ext Wall, etc.), Electrical Improvements, Fire Alarm, HVAC Improvements Project Number: P.001895	3,061,000	5,762,330	519,012	4,528,591	66,153	648,574

* Project expenditures include, but are not limited to, construction costs, design costs, permitting costs, advertising costs during the planning and procurement phase, equipment, work orders, and Program Management fees.

This is a budget and expenditure activity report, and is not a construction status report.
The accompanying introduction and notes are an integral part of this report.



SMART Program Budget Activity Report

Financially Active Projects Detail Schedule

for Quarter Ended September 30, 2020



GOB Referendum Approved by Voters on 11/4/2014 - 70 Months Since Approval

School/ Project	Original Budget	Current Budget	Prior Years Expenditures	Commitments	Current Year Expenditures	Balance
Oakland Park Elementary School						
School Choice Enhancement Project Number: P.002007	100,000	100,000	88,199	-	-	11,801
Oakridge Elementary School						
Building Envelope Improvements (Roof, Window, Ext Wall, etc.), Fire Alarm, HVAC Improvements, Media Center improvements, Replacement of building 2 Project Number: P.001712	3,606,000	5,079,860	1,707,160	2,785,894	37,514	549,292
Olsen Middle School						
Building Envelope Improvements (Roof, Window, Ext Wall, etc.), Electrical Improvements, Fire Sprinklers, HVAC Improvements, Media Center improvements, Safety / Security Upgrade Project Number: P.001955	7,073,000	11,054,315	791,225	125,519	20,499	10,117,072
Oriole Elementary School						
ADA Restrooms, Building Envelope Improvements (Roof, Window, Ext Wall, etc.), Fire Alarm, Fire Sprinklers, HVAC Improvements, Media Center improvements Project Number: P.001970	3,176,000	3,176,000	478,795	163,416	19,990	2,513,799
Palm Cove Elementary School						
School Choice Enhancement Project Number: P.002420	100,000	100,000	48,030	-	-	51,970

* Project expenditures include, but are not limited to, construction costs, design costs, permitting costs, advertising costs during the planning and procurement phase, equipment, work orders, and Program Management fees.

This is a budget and expenditure activity report, and is not a construction status report.
The accompanying introduction and notes are an integral part of this report.



SMART Program Budget Activity Report

Financially Active Projects Detail Schedule

for Quarter Ended September 30, 2020



GOB Referendum Approved by Voters on 11/4/2014 - 70 Months Since Approval

School/ Project	Original Budget	Current Budget	Prior Years Expenditures	Commitments	Current Year Expenditures	Balance
Palmview Elementary School						
Building Envelope Improvements (Roof, Window, Ext Wall, etc.), Fire Sprinklers, HVAC Improvements, Media Center improvements Project Number: P.002084	3,952,000	3,952,000	481,260	130,801	37,375	3,302,564
Panther Run Elementary School						
Building Envelope Improvements (Roof, Window, Ext Wall, etc.), HVAC Improvements Project Number: P.002069	1,434,000	3,562,970	155,842	1,256,787	3,500	2,146,841
School Choice Enhancement Project Number: P.002354	100,000	100,000	56,007	38,645	-	5,348
Park Lakes Elementary School						
Art Room Renovation and Equipment, Building Envelope Improvements (Roof, Window, Ext Wall, etc.), Conversion of Existing Space to Music and/or Art Lab(s), Fire Sprinklers, Music Room Renovation Project Number: P.001988	774,000	774,000	111,266	490,123	7,792	164,819
Park Ridge Elementary School						
Building Envelope Improvements (Roof, Window, Ext Wall, etc.), Fire Alarm, HVAC Improvements, Media Center improvements Project Number: P.001844	2,184,000	2,184,000	328,918	65,547	12,626	1,776,909
School Choice Enhancement Project Number: P.002455	100,000	100,000	-	23,267	56,033	20,700

* Project expenditures include, but are not limited to, construction costs, design costs, permitting costs, advertising costs during the planning and procurement phase, equipment, work orders, and Program Management fees.

This is a budget and expenditure activity report, and is not a construction status report.
The accompanying introduction and notes are an integral part of this report.



SMART Program Budget Activity Report

Financially Active Projects Detail Schedule

for Quarter Ended September 30, 2020



GOB Referendum Approved by Voters on 11/4/2014 - 70 Months Since Approval

School/ Project	Original Budget	Current Budget	Prior Years Expenditures	Commitments	Current Year Expenditures	Balance
Park Springs Elementary School						
Building Envelope Improvements (Roof, Window, Ext Wall, etc.), Conversion of Existing Space to Music and/or Art Lab(s), Fire Sprinklers and Fire Alarm, HVAC Improvements, Music Room Renovation Project Number: P.002062	5,021,000	5,021,000	562,502	205,813	-	4,252,685
Park Trails Elementary School						
Art Room Renovation and Equipment, Building Envelope Improvements (Roof, Window, Ext Wall, etc.), Conversion of Existing Space to Music and/or Art Lab(s), Fire Alarm, HVAC Improvements, Music Room Renovation Project Number: P.002116	2,314,000	2,314,000	196,104	108,432	19,857	1,989,607
Parkside Elementary School						
Building Envelope Improvements (Roof, Window, Ext Wall, etc.), HVAC Improvements Project Number: P.002082	846,000	846,000	127,081	37,223	4,419	677,277
School Choice Enhancement Project Number: P.002478	100,000	100,000	-	40,014	-	59,986
Parkway Middle School						
Fire Sprinklers, HVAC Improvements, Media Center improvements Project Number: P.001807	3,166,640	3,166,640	424,636	28,652	16,726	2,696,626
School Choice Enhancement Project Number: P.002477	100,000	100,000	-	96,900	-	3,100

* Project expenditures include, but are not limited to, construction costs, design costs, permitting costs, advertising costs during the planning and procurement phase, equipment, work orders, and Program Management fees.

This is a budget and expenditure activity report, and is not a construction status report.
The accompanying introduction and notes are an integral part of this report.



SMART Program Budget Activity Report

Financially Active Projects Detail Schedule

for Quarter Ended September 30, 2020



GOB Referendum Approved by Voters on 11/4/2014 - 70 Months Since Approval

School/ Project	Original Budget	Current Budget	Prior Years Expenditures	Commitments	Current Year Expenditures	Balance
Pasadena Lakes Elementary School						
Building Envelope Improvements (Roof, Window, Ext Wall, etc.), Fire Sprinklers, HVAC Improvements, Media Center improvements Project Number: P.001634	4,023,000	4,023,000	603,998	706,531	42,150	2,670,321
Pembroke Lakes Elementary School						
Building Envelope Improvements (Roof, Window, Ext Wall, etc.), Fire Alarm, HVAC Improvements, Media Center improvements Project Number: P.001842	2,554,000	2,554,000	362,044	45,671	10,974	2,135,311
Pembroke Pines Elementary School						
Building Envelope Improvements (Roof, Window, Ext Wall, etc.), Electrical Improvements, HVAC Improvements, Media Center improvements, Safety / Security Upgrade Project Number: P.001864	3,909,000	5,084,000	705,800	3,735,080	69,514	573,606
Perry, Annabel C. Elementary School						
Building Envelope Improvements (Roof, Window, Ext Wall, etc.), Electrical Improvements, Fire Alarm, Fire Sprinklers, HVAC Improvements Project Number: P.001728	3,065,000	5,015,037	4,423,444	76,141	242,718	272,734
Peters Elementary School						
Building Envelope Improvements (Roof, Window, Ext Wall, etc.), Fire Alarm, Fire Sprinklers, HVAC Improvements, Media Center improvements Project Number: P.002041	3,038,000	3,038,000	445,820	79,414	16,106	2,496,660

* Project expenditures include, but are not limited to, construction costs, design costs, permitting costs, advertising costs during the planning and procurement phase, equipment, work orders, and Program Management fees.

This is a budget and expenditure activity report, and is not a construction status report. The accompanying introduction and notes are an integral part of this report.



SMART Program Budget Activity Report

Financially Active Projects Detail Schedule

for Quarter Ended September 30, 2020



GOB Referendum Approved by Voters on 11/4/2014 - 70 Months Since Approval

School/ Project	Original Budget	Current Budget	Prior Years Expenditures	Commitments	Current Year Expenditures	Balance
Pines Lakes Elementary School						
Building Envelope Improvements (Roof, Window, Ext Wall, etc.), Fire Sprinklers, HVAC Improvements, Media Center improvements Project Number: P.002004	1,483,000	1,725,000	209,325	106,926	9,080	1,399,669
School Choice Enhancement Project Number: P.002266	100,000	100,000	42,588	-	-	57,412
Pines Middle School						
Building Envelope Improvements (Roof, Window, Ext Wall, etc.), HVAC Improvements Project Number: P.002130	395,000	701,730	41,460	23,873	-	636,397
Pinewood Elementary School						
Building Envelope Improvements (Roof, Window, Ext Wall, etc.), Fire Sprinklers, HVAC Improvements, Media Center improvements Project Number: P.001949	1,908,000	4,306,000	1,772,700	49,726	483,276	2,000,298
Pioneer Middle School						
Building Envelope Improvements (Roof, Window, Ext Wall, etc.), Fire Sprinkler Protection. Upgrade lighting to T8 and Emergency Lighting, HVAC Improvements, Media Center improvements, Safety / Security Upgrade Project Number: P.001793	8,298,000	11,765,193	7,555,907	1,534,224	1,598,921	1,076,141

* Project expenditures include, but are not limited to, construction costs, design costs, permitting costs, advertising costs during the planning and procurement phase, equipment, work orders, and Program Management fees.

This is a budget and expenditure activity report, and is not a construction status report.
The accompanying introduction and notes are an integral part of this report.



SMART Program Budget Activity Report

Financially Active Projects Detail Schedule

for Quarter Ended September 30, 2020



GOB Referendum Approved by Voters on 11/4/2014 - 70 Months Since Approval

School/ Project	Original Budget	Current Budget	Prior Years Expenditures	Commitments	Current Year Expenditures	Balance
Piper High School						
Building Envelope Improvements (Roof, Window, Ext Wall, etc.), Electrical Improvements, Fire Sprinklers, HVAC Improvements, Media Center improvements, Safety / Security Upgrade, STEM Lab improvements Project Number: P.001744	14,921,000	20,491,400	3,556,266	14,247,540	308,764	2,378,830
Plantation High School						
Building Envelope Improvements (Roof, Window, Ext Wall, etc.), Fire Sprinklers, HVAC Improvements, Media Center improvements, Replace Building 2, Safety / Security Upgrade, STEM Lab improvements Project Number: P.001916	14,949,000	14,949,000	1,452,965	385,022	87,772	13,023,241
Plantation Middle School						
Building Envelope Improvements (Roof, Window, Ext Wall, etc.), Electrical Improvements, Fire Sprinklers, HVAC Improvements, Media Center improvements Project Number: P.001729	3,448,000	6,636,300	520,179	2,925,714	2,087	3,188,320
Plantation Park Elementary School						
Building Envelope Improvements (Roof, Window, Ext Wall, etc.), Fire Alarm, HVAC Improvements, Media Center improvements Project Number: P.002136	1,983,000	1,983,000	171,573	93,815	10,356	1,707,256
School Choice Enhancement Project Number: P.002377	100,000	100,000	25,238	38,645	-	36,117

* Project expenditures include, but are not limited to, construction costs, design costs, permitting costs, advertising costs during the planning and procurement phase, equipment, work orders, and Program Management fees.

This is a budget and expenditure activity report, and is not a construction status report.
The accompanying introduction and notes are an integral part of this report.



SMART Program Budget Activity Report

Financially Active Projects Detail Schedule

for Quarter Ended September 30, 2020



GOB Referendum Approved by Voters on 11/4/2014 - 70 Months Since Approval

School/ Project	Original Budget	Current Budget	Prior Years Expenditures	Commitments	Current Year Expenditures	Balance
Pompano Beach Elementary School						
Building Envelope Improvements (Roof, Window, Ext Wall, etc.), Electrical Improvements, Fire Alarm, Fire Sprinklers, HVAC Improvements, Replacement of building 3 Project Number: P.001713	5,224,000	6,614,551	5,448,506	155,208	299,260	711,577
Pompano Beach High School						
Art Room Renovation and Equipment, Building Envelope Improvements (Roof, Window, Ext Wall, etc.), Conversion of Existing Space to Music and/or Art Lab(s), Fire Sprinklers, HVAC Improvements Project Number: P.002091	2,644,000	2,644,000	279,165	138,121	13,809	2,212,905
School Choice Enhancement Project Number: P.002367	100,000	100,000	19,014	67,000	-	13,986
Pompano Beach Middle School						
Building Envelope Improvements (Roof, Window, Ext Wall, etc.), Fire Alarm, Fire Sprinklers, HVAC Improvements, Install new SBS Modified roof and accessories to replace roofing existing on Buildings 1, 2, 3, 5 and 8 including canopies, etc., Media Center i Project Number: P.001721	8,084,000	12,871,180	6,489,968	4,459,968	827,344	1,093,900

* Project expenditures include, but are not limited to, construction costs, design costs, permitting costs, advertising costs during the planning and procurement phase, equipment, work orders, and Program Management fees.

This is a budget and expenditure activity report, and is not a construction status report.
The accompanying introduction and notes are an integral part of this report.



SMART Program Budget Activity Report

Financially Active Projects Detail Schedule

for Quarter Ended September 30, 2020



GOB Referendum Approved by Voters on 11/4/2014 - 70 Months Since Approval

School/ Project	Original Budget	Current Budget	Prior Years Expenditures	Commitments	Current Year Expenditures	Balance
Quiet Waters Elementary School						
Art Room Renovation and Equipment, Building Envelope Improvements (Roof, Window, Ext Wall, etc.), Conversion of Existing Space to Music and/or Art Lab(s), Fire Sprinklers, HVAC Improvements, Music Room Renovation Project Number: P.001754	4,621,000	6,197,000	3,082,796	1,812,824	678,790	622,590
School Choice Enhancement Project Number: P.002229	100,000	100,000	68,908	-	22,236	8,856
Ramblewood Elementary School						
Building Envelope Improvements (Roof, Window, Ext Wall, etc.), Fire Sprinklers, HVAC Improvements, Media Center improvements, PE/Athletic Improvements Project Number: P.001725	2,860,000	4,213,158	1,459,719	1,593,891	887,526	272,022
School Choice Enhancement Project Number: P.002168	100,000	100,000	74,299	6,459	19,239	3
Ramblewood Middle School						
Building Envelope Improvements (Roof, Window, Ext Wall, etc.), Electrical Improvements, Fire Sprinklers, HVAC Improvements, Media Center improvements, Safety / Security Upgrade Project Number: P.001867	4,544,000	6,878,241	648,572	5,305,172	78,469	846,028

* Project expenditures include, but are not limited to, construction costs, design costs, permitting costs, advertising costs during the planning and procurement phase, equipment, work orders, and Program Management fees.

This is a budget and expenditure activity report, and is not a construction status report.
The accompanying introduction and notes are an integral part of this report.



SMART Program Budget Activity Report

Financially Active Projects Detail Schedule

for Quarter Ended September 30, 2020



GOB Referendum Approved by Voters on 11/4/2014 - 70 Months Since Approval

School/ Project	Original Budget	Current Budget	Prior Years Expenditures	Commitments	Current Year Expenditures	Balance
Rickards, James S. Middle School						
Building Envelope Improvements (Roof, Window, Ext Wall, etc.), Electrical Improvements, Fire Alarm, Fire Sprinklers, HVAC Improvements, Media Center improvements, Safety / Security Upgrade Project Number: P.001743	5,242,000	10,691,080	3,738,848	4,670,351	1,554,067	727,814
Riverglades Elementary School						
Building Envelope Improvements (Roof, Window, Ext Wall, etc.), Fire Alarm, Fire Sprinklers, HVAC Improvements Project Number: P.001866	2,670,000	3,118,177	413,849	2,111,959	115,773	476,596
Riverland Elementary School						
Building Envelope Improvements (Roof, Window, Ext Wall, etc.), HVAC Improvements Project Number: P.001987	1,506,000	4,057,192	1,233,342	1,985,840	379,455	458,555
School Choice Enhancement Project Number: P.002372	100,000	100,000	50,342	33,845	-	15,813
Riverside Elementary School						
Building Envelope Improvements (Roof, Window, Ext Wall, etc.), Fire Alarm, Fire Sprinklers, HVAC Improvements, Media Center improvements Project Number: P.002039	1,500,000	1,500,000	228,184	128,745	15,575	1,127,496
School Choice Enhancement Project Number: P.002369	100,000	100,000	12,036	56,191	-	31,773

* Project expenditures include, but are not limited to, construction costs, design costs, permitting costs, advertising costs during the planning and procurement phase, equipment, work orders, and Program Management fees.

This is a budget and expenditure activity report, and is not a construction status report.
The accompanying introduction and notes are an integral part of this report.



SMART Program Budget Activity Report

Financially Active Projects Detail Schedule

for Quarter Ended September 30, 2020



GOB Referendum Approved by Voters on 11/4/2014 - 70 Months Since Approval

School/ Project	Original Budget	Current Budget	Prior Years Expenditures	Commitments	Current Year Expenditures	Balance
Rock Island Elementary School						
Building Envelope Improvements (Roof, Window, Ext Wall, etc.), HVAC Improvements Project Number: P.001950	1,234,000	2,306,944	1,301,048	375,965	308,596	321,335
Royal Palm Elementary School						
Building Envelope Improvements (Roof, Window, Ext Wall, etc.), Fire Alarm, Fire Sprinklers, HVAC Improvements, Media Center improvements Project Number: P.001896	3,633,000	7,908,900	560,264	6,415,354	130,306	802,976
Sanders Park Elementary School						
Building Envelope Improvements (Roof, Window, Ext Wall, etc.), Fire Alarm, Fire Sprinklers, HVAC Improvements, Media Center improvements Project Number: P.002132	4,773,000	4,773,000	419,587	159,290	-	4,194,123
Sandpiper Elementary School						
Fire Alarm, HVAC Improvements Project Number: P.001924	469,000	921,942	510,024	323,708	36,936	51,274
Sawgrass Elementary School						
Building Envelope Improvements (Roof, Window, Ext Wall, etc.), Electrical Improvements, Fire Alarm, Fire Sprinklers, HVAC Improvements Project Number: P.002127	2,646,000	2,646,000	259,930	102,484	-	2,283,586
Sawgrass Springs Middle School						
ADA Restroom, Building Envelope Improvements (Roof, Window, Ext Wall, etc.), Fire Alarm, Fire Sprinklers, HVAC Improvements Project Number: P.001841	6,556,975	6,556,975	1,271,506	120,559	-	5,164,910

* Project expenditures include, but are not limited to, construction costs, design costs, permitting costs, advertising costs during the planning and procurement phase, equipment, work orders, and Program Management fees.

This is a budget and expenditure activity report, and is not a construction status report.
The accompanying introduction and notes are an integral part of this report.



SMART Program Budget Activity Report

Financially Active Projects Detail Schedule

for Quarter Ended September 30, 2020



GOB Referendum Approved by Voters on 11/4/2014 - 70 Months Since Approval

School/ Project	Original Budget	Current Budget	Prior Years Expenditures	Commitments	Current Year Expenditures	Balance
Sea Castle Elementary School						
ADA Stage Lift, Building Envelope Improvements (Roof, Window, Ext Wall, etc.), Fire Alarm, HVAC Improvements Project Number: P.001632	2,810,975	4,319,154	1,389,202	2,358,376	132,814	438,762
Seagull Alternative High School						
Building Envelope Improvements (Roof, Window, Ext Wall, etc.), Fire Alarm, Fire Sprinklers, HVAC Improvements Project Number: P.001951	1,324,000	2,455,082	629,514	1,256,730	221,649	347,189
Seminole Middle School						
Building Envelope Improvements (Roof, Window, Ext Wall, etc.), Fire Alarm, Fire Sprinklers, HVAC Improvements, Media Center improvements Project Number: P.002047	4,619,000	4,619,000	593,102	127,671	36,792	3,861,435
Sheridan Hills Elementary School						
Building Envelope Improvements (Roof, Window, Ext Wall, etc.), Electrical Improvements, Fire Alarm, Fire Sprinklers, HVAC Improvements, Media Center improvements, Safety / Security Upgrade, Safety / Ventilation Project Number: P.001636	3,291,764	3,291,764	610,593	75,901	-	2,605,270
Sheridan Park Elementary School						
Building Envelope Improvements (Roof, Window, Ext Wall, etc.), Electrical Improvements, Fire Alarm, HVAC Improvements, Media Center improvements, Safety / Security Upgrade Project Number: P.002071	3,115,000	3,115,000	302,100	151,470	16,268	2,645,162

* Project expenditures include, but are not limited to, construction costs, design costs, permitting costs, advertising costs during the planning and procurement phase, equipment, work orders, and Program Management fees.

This is a budget and expenditure activity report, and is not a construction status report.
The accompanying introduction and notes are an integral part of this report.



SMART Program Budget Activity Report

Financially Active Projects Detail Schedule

for Quarter Ended September 30, 2020



GOB Referendum Approved by Voters on 11/4/2014 - 70 Months Since Approval

School/ Project	Original Budget	Current Budget	Prior Years Expenditures	Commitments	Current Year Expenditures	Balance
Sheridan Technical Center						
Building Envelope Improvements (Roof, Window, Ext Wall, etc.), Electrical Improvements, Fire Alarm, Fire Sprinklers, HVAC Improvements, Media Center improvements Project Number: P.002060	7,770,000	7,770,000	1,096,520	321,407	85,823	6,266,250
Sheridan Technical High School						
Building Envelope Improvements (Roof, Window, Ext Wall, etc.), HVAC Improvements Project Number: P.002128	2,070,000	2,070,000	35,532	205,000	-	1,829,468
Silver Lakes Middle School						
Building Envelope Improvements (Roof, Window, Ext Wall, etc.), Fire Sprinklers, Media Center improvements Project Number: P.002144	2,150,000	2,150,000	93,167	263,402	23,305	1,770,126
Silver Palms Elementary School						
Building Envelope Improvements (Roof, Window, Ext Wall, etc.), PE/Athletic Improvements Project Number: P.002146	1,343,000	1,343,000	131,982	66,772	7,014	1,137,232
School Choice Enhancement Project Number: P.002376	100,000	100,000	-	31,650	15,000	53,350
Silver Ridge Elementary School						
Building Envelope Improvements (Roof, Window, Ext Wall, etc.), HVAC Improvements Project Number: P.001984	1,958,000	3,032,700	2,015,421	136,712	683,991	196,576

* Project expenditures include, but are not limited to, construction costs, design costs, permitting costs, advertising costs during the planning and procurement phase, equipment, work orders, and Program Management fees.

This is a budget and expenditure activity report, and is not a construction status report.
The accompanying introduction and notes are an integral part of this report.



SMART Program Budget Activity Report

Financially Active Projects Detail Schedule

for Quarter Ended September 30, 2020



GOB Referendum Approved by Voters on 11/4/2014 - 70 Months Since Approval

School/ Project	Original Budget	Current Budget	Prior Years Expenditures	Commitments	Current Year Expenditures	Balance
Silver Trail Middle School						
HVAC Improvements, Re-roofing of existing Buildings #1 and #2 etc. Project Number: P.001406	5,027,000	6,203,150	4,596,300	634,962	868,182	103,706
South Broward High School						
ADA renovations related to educational adequacy, Building Envelope Improvements (Roof, Window, Ext Wall, etc.), Electrical Improvements, Fire Sprinklers, HVAC Improvements, Safety / Security Upgrade, STEM Lab improvements Project Number: P.001838	5,952,000	10,765,100	1,216,541	150,073	39,525	9,358,961
South Plantation High School						
Building Envelope Improvements (Roof, Window, Ext Wall, etc.), Electrical Improvements, Fire Sprinklers, HVAC Improvements, Media Center improvements, STEM Lab improvements Project Number: P.002090	4,397,000	4,397,000	568,332	171,127	23,192	3,634,349
Stephen Foster Elementary School						
Building Envelope Improvements (Roof, Window, Ext Wall, etc.), Fire Alarm, HVAC Improvements, Media Center improvements Project Number: P.002067	2,339,000	2,339,000	208,329	111,070	12,215	2,007,386
Stirling Elementary School						
Building Envelope Improvements (Roof, Window, Ext Wall, etc.), HVAC Improvements Project Number: P.001905	2,221,000	4,376,295	476,077	3,468,772	68,459	362,987

* Project expenditures include, but are not limited to, construction costs, design costs, permitting costs, advertising costs during the planning and procurement phase, equipment, work orders, and Program Management fees.

This is a budget and expenditure activity report, and is not a construction status report.
The accompanying introduction and notes are an integral part of this report.



SMART Program Budget Activity Report

Financially Active Projects Detail Schedule

for Quarter Ended September 30, 2020



GOB Referendum Approved by Voters on 11/4/2014 - 70 Months Since Approval

School/ Project	Original Budget	Current Budget	Prior Years Expenditures	Commitments	Current Year Expenditures	Balance
Stoneman Douglas High School						
Art Room Renovation and Equipment, Building Envelope Improvements (Roof, Window, Ext Wall, etc.), HVAC Improvements, Install Fire Alarm, Music Room Renovation Project Number: P.000817	10,107,805	10,107,805	1,211,976	316,707	53,386	8,525,736
Stranahan High School						
Electrical Improvements, Fire Alarm, Fire Sprinklers, HVAC Improvements, Media Center improvements, Replace non ADA compliant concrete ramps and install aluminum canopies, Roof and loggias replacement, STEM Lab improvements Project Number: P.001683	16,726,000	29,031,577	11,986,876	11,991,851	1,976,484	3,076,366
School Choice Enhancement Project Number: P.001700	100,000	100,000	94,350	3,392	-	2,258
Sunland Park Academy						
Building Envelope Improvements (Roof, Window, Ext Wall, etc.), Fire Alarm Project Number: P.001939	498,000	1,379,100	1,021,201	101,856	96,290	159,753
Sunrise Middle School						
Building Envelope Improvements (Roof, Window, Ext Wall, etc.), Electrical Improvements, Fire Sprinklers, HVAC Improvements, Safety / Security Upgrade Project Number: P.001819	2,706,000	6,656,050	1,282,303	1,946,309	2,879,540	547,898

* Project expenditures include, but are not limited to, construction costs, design costs, permitting costs, advertising costs during the planning and procurement phase, equipment, work orders, and Program Management fees.

This is a budget and expenditure activity report, and is not a construction status report.
The accompanying introduction and notes are an integral part of this report.



SMART Program Budget Activity Report

Financially Active Projects Detail Schedule

for Quarter Ended September 30, 2020



GOB Referendum Approved by Voters on 11/4/2014 - 70 Months Since Approval

School/ Project	Original Budget	Current Budget	Prior Years Expenditures	Commitments	Current Year Expenditures	Balance
Sunset Lakes Elementary School						
Building Envelope Improvements (Roof, Window, Ext Wall, etc.), HVAC Improvements Project Number: P.001971	1,211,000	2,991,500	2,363,701	146,966	197,091	283,742
Sunshine Elementary School						
Building Envelope Improvements (Roof, Window, Ext Wall, etc.), Fire Alarm, Fire Sprinklers, HVAC Improvements Project Number: P.002079	1,166,000	1,166,000	179,461	78,216	6,150	902,173
School Choice Enhancement Project Number: P.002370	100,000	100,000	78,391	-	-	21,609
Tamarac Elementary School						
Building Envelope Improvements (Roof, Window, Ext Wall, etc.), Fire Sprinklers, HVAC Improvements Project Number: P.001724	3,191,000	2,463,657	1,497,835	612,095	41,913	311,814
Taravella, J.P. High School						
Building Envelope Improvements (Roof, Window, Ext Wall, etc.), Fire Sprinklers, HVAC Improvements, Media Center improvements, Safety / Security Upgrade, STEM Lab improvements Project Number: P.001942	10,990,000	15,699,000	1,398,660	224,022	118,627	13,957,691
School Choice Enhancement Project Number: P.002237	100,000	100,000	89,427	-	-	10,573
Technology and Support Services Center (TSSC)						
Technology and Support Services Infrastructure Project Number: 985885005	11,000,000	11,000,000	10,111,662	837,515	42,443	8,380

* Project expenditures include, but are not limited to, construction costs, design costs, permitting costs, advertising costs during the planning and procurement phase, equipment, work orders, and Program Management fees.

This is a budget and expenditure activity report, and is not a construction status report. The accompanying introduction and notes are an integral part of this report.



SMART Program Budget Activity Report

Financially Active Projects Detail Schedule

for Quarter Ended September 30, 2020



GOB Referendum Approved by Voters on 11/4/2014 - 70 Months Since Approval

School/ Project	Original Budget	Current Budget	Prior Years Expenditures	Commitments	Current Year Expenditures	Balance
Tedder Elementary School						
Building Envelope Improvements (Roof, Window, Ext Wall, etc.), Fire Alarm, Fire Sprinklers, HVAC Improvements, PE/Athletic Improvements Project Number: P.001808	3,188,000	4,215,616	436,335	2,399,164	-	1,380,117
Tequesta Trace Middle School						
Building Envelope Improvements (Roof, Window, Ext Wall, etc.), Electrical Improvements, Fire Alarm, Fire Sprinklers, HVAC Improvements Project Number: P.002042	3,291,000	3,291,000	461,134	199,400	3,702	2,626,764
The Quest Center						
Electrical Improvements, Fire Alarm, HVAC Improvements, Safety / Security Upgrade Project Number: P.001892	1,688,000	1,688,000	1,419,344	214,942	3,216	50,498
School Choice Enhancement Project Number: P.001908	100,000	100,000	84,000	-	-	16,000
Thurgood Marshall Elementary School						
ADA Restrooms, Building Envelope Improvements (Roof, Window, Ext Wall, etc.), HVAC Improvements Project Number: P.001674	1,999,736	1,999,736	267,099	72,550	10,580	1,649,507

* Project expenditures include, but are not limited to, construction costs, design costs, permitting costs, advertising costs during the planning and procurement phase, equipment, work orders, and Program Management fees.

This is a budget and expenditure activity report, and is not a construction status report.
The accompanying introduction and notes are an integral part of this report.



SMART Program Budget Activity Report

Financially Active Projects Detail Schedule

for Quarter Ended September 30, 2020



GOB Referendum Approved by Voters on 11/4/2014 - 70 Months Since Approval

School/ Project	Original Budget	Current Budget	Prior Years Expenditures	Commitments	Current Year Expenditures	Balance
Tradewinds Elementary School						
Building Envelope Improvements (Roof, Window, Ext Wall, etc.), Conversion of Existing Space to Music and/or Art Lab(s), HVAC Improvements, Music Room Renovation, PE/Athletic Improvements Project Number: P.002129	1,711,000	3,843,900	147,688	1,049,905	9,038	2,637,269
School Choice Enhancement Project Number: P.002390	100,000	100,000	4,168	89,829	2,236	3,767
Tropical Elementary School						
Building Envelope Improvements (Roof, Window, Ext Wall, etc.), Conversion of Existing Space to Music and/or Art Lab(s), Fire Alarm, Fire Sprinklers, HVAC Improvements, Media Center improvements Project Number: P.001904	912,000	912,000	138,345	29,331	4,835	739,489
Village Elementary School						
Fire Alarm, Fire Sprinklers, HVAC Improvements, Media Center improvements Project Number: P.001952	1,003,000	1,003,000	156,549	20,684	-	825,767
Walker Elementary School						
Building Envelope Improvements (Roof, Window, Ext Wall, etc.), Fire Alarm, HVAC Improvements Project Number: P.001938	1,591,000	3,428,090	689,262	2,322,376	116,111	300,341
Watkins Elementary School						
Building Envelope Improvements (Roof, Window, Ext Wall, etc.), Fire Sprinklers Project Number: P.002074	921,000	3,035,840	135,384	54,460	-	2,845,996

* Project expenditures include, but are not limited to, construction costs, design costs, permitting costs, advertising costs during the planning and procurement phase, equipment, work orders, and Program Management fees.

This is a budget and expenditure activity report, and is not a construction status report. The accompanying introduction and notes are an integral part of this report.



SMART Program Budget Activity Report

Financially Active Projects Detail Schedule

for Quarter Ended September 30, 2020



GOB Referendum Approved by Voters on 11/4/2014 - 70 Months Since Approval

School/ Project	Original Budget	Current Budget	Prior Years Expenditures	Commitments	Current Year Expenditures	Balance
Watkins Elementary School						
School Choice Enhancement Project Number: P.002411	100,000	100,000	14,579	38,800	-	46,621
Welleby Elementary School						
Building Envelope Improvements (Roof, Window, Ext Wall, etc.), Electrical Improvements, Fire Alarm, Fire Sprinklers, HVAC Improvements Project Number: P.002114	2,775,000	2,775,000	273,418	92,960	14,493	2,394,129
School Choice Enhancement Project Number: P.002421	100,000	100,000	79,786	-	-	20,214
West Broward High School						
HVAC Improvements Project Number: P.002087	438,000	438,000	15,805	48,725	2,288	371,182
West Hollywood Elementary School						
Building Envelope Improvements (Roof, Window, Ext Wall, etc.), Fire Alarm, HVAC Improvements Project Number: P.001794	2,679,000	3,910,160	2,991,570	173,050	394,887	350,653
Westchester Elementary School						
School Choice Enhancement Project Number: P.001705	100,000	100,000	80,998	-	-	19,002
ADA Restrooms, Replace Fire Alarm, Drainage Improvements, Building Envelope Improvements (Roof, Window, Ext Wall, etc.), Electrical Improvements, Fire Sprinklers, HVAC Improvements, Media Center improvements Project Number: P.001823	3,545,142	2,998,000	590,355	1,786,439	191,801	429,405

* Project expenditures include, but are not limited to, construction costs, design costs, permitting costs, advertising costs during the planning and procurement phase, equipment, work orders, and Program Management fees.

This is a budget and expenditure activity report, and is not a construction status report.
The accompanying introduction and notes are an integral part of this report.



SMART Program Budget Activity Report

Financially Active Projects Detail Schedule

for Quarter Ended September 30, 2020



GOB Referendum Approved by Voters on 11/4/2014 - 70 Months Since Approval

School/ Project	Original Budget	Current Budget	Prior Years Expenditures	Commitments	Current Year Expenditures	Balance
Western High School						
Building Envelope Improvements (Roof, Window, Ext Wall, etc.), Electrical Improvements, HVAC Improvements, Media Center improvements, Safety / Security Upgrade, STEM Lab improvements Project Number: P.001967	4,226,000	4,226,000	1,748,270	375,444	37,135	2,065,151
Westglades Middle School						
Building Envelope Improvements (Roof, Window, Ext Wall, etc.) Project Number: P.002131	2,837,000	2,837,000	247,428	128,504	-	2,461,068
Westpine Middle School						
Building Envelope Improvements (Roof, Window, Ext Wall, etc.), Fire Sprinklers, HVAC Improvements Project Number: P.002043	2,285,000	4,615,500	306,920	72,334	20,344	4,215,902
Westwood Heights Elementary School						
Building Envelope Improvements (Roof, Window, Ext Wall, etc.), HVAC Improvements, Media Center improvements Project Number: P.001993	1,720,000	4,237,269	3,842,536	227,979	25,683	141,071
Whiddon-Rogers Education Center						
Building Envelope Improvements (Roof, Window, Ext Wall, etc.), Fire Alarm, HVAC Improvements, Media Center improvements, Replacement of building 10, Replacement of building 11, Replacement of building 12, Replacement of building 13 Project Number: P.001711	5,326,000	5,326,000	745,769	106,246	-	4,473,985

* Project expenditures include, but are not limited to, construction costs, design costs, permitting costs, advertising costs during the planning and procurement phase, equipment, work orders, and Program Management fees.

This is a budget and expenditure activity report, and is not a construction status report.
The accompanying introduction and notes are an integral part of this report.



SMART Program Budget Activity Report

Financially Active Projects Detail Schedule

for Quarter Ended September 30, 2020



GOB Referendum Approved by Voters on 11/4/2014 - 70 Months Since Approval

School/ Project	Original Budget	Current Budget	Prior Years Expenditures	Commitments	Current Year Expenditures	Balance
Whispering Pines Education Center						
School Choice - SMART Project Number: 175285008	100,000	100,000	85,037	-	-	14,963
Building Envelope Improvements (Roof, Window, Ext Wall, etc.), Fire Alarm, Fire Sprinklers, HVAC Improvements Project Number: P.002089	2,100,000	2,100,000	233,225	112,992	10,967	1,742,816
Wilton Manors Elementary School						
Building Envelope Improvements (Roof, Window, Ext Wall, etc.), Fire Alarm, HVAC Improvements Project Number: P.001917	3,438,000	3,438,000	751,687	78,728	145,749	2,461,836
School Choice Enhancement Project Number: P.002451	100,000	100,000	12,218	41,459	17,052	29,271
Wingate Oaks Center						
Building Envelope Improvements (Roof, Window, Ext Wall, etc.), Fire Alarm, Media Center improvements, Replacement of HVAC equipment in buildings 1,2,4,5. Project Number: P.001741	2,558,000	2,558,000	538,849	46,798	-	1,972,353
School Choice Enhancement Project Number: P.001929	100,000	100,000	65,624	69	-	34,307
Winston Park Elementary School						
Art Room Renovation and Equipment, Building Envelope Improvements (Roof, Window, Ext Wall, etc.), Conversion of Existing Space to Music and/or Art Lab(s), Fire Sprinklers, HVAC Improvements, Music Room Renovation Project Number: P.001981	2,681,000	2,344,600	567,602	102,584	2,104	1,672,310

* Project expenditures include, but are not limited to, construction costs, design costs, permitting costs, advertising costs during the planning and procurement phase, equipment, work orders, and Program Management fees.

This is a budget and expenditure activity report, and is not a construction status report.
The accompanying introduction and notes are an integral part of this report.



SMART Program Budget Activity Report

Financially Active Projects Detail Schedule

for Quarter Ended September 30, 2020



GOB Referendum Approved by Voters on 11/4/2014 - 70 Months Since Approval

School/ Project	Original Budget	Current Budget	Prior Years Expenditures	Commitments	Current Year Expenditures	Balance
Young, Virginia Shuman Elementary						
Building Envelope Improvements (Roof, Window, Ext Wall, etc.), Fire Alarm, HVAC Improvements Project Number: P.002000	1,724,000	4,628,230	247,814	1,161,595	11,386	3,207,435
Young, Walter C. Middle School						
Building Envelope Improvements (Roof, Window, Ext Wall, etc.), HVAC Improvements, Media Center improvements, Replacement of building 1 Project Number: P.002010	9,213,000	9,213,000	1,307,110	331,882	8,185	7,565,823

* Project expenditures include, but are not limited to, construction costs, design costs, permitting costs, advertising costs during the planning and procurement phase, equipment, work orders, and Program Management fees.

This is a budget and expenditure activity report, and is not a construction status report.
The accompanying introduction and notes are an integral part of this report.



SMART Program Budget Activity Report

Financially Active Projects Detail Schedule

for Quarter Ended September 30, 2020



GOB Referendum Approved by Voters on 11/4/2014 - 70 Months Since Approval

	Original Budget	Current Budget	Prior Years Expenditures	Commitments	Current Year Expenditures	Balance
Projects Totals	\$825,573,157	\$1,122,268,270	\$273,999,299	\$288,451,727	\$43,260,328	\$516,556,916
(Less) DEFP	\$16,710,105	\$16,710,105	\$3,991,303	\$3,481,568	\$649,730	\$8,587,504
SMART	\$808,863,052	\$1,105,558,165	\$270,007,996	\$284,970,159	\$42,610,598	\$507,969,412

* Project expenditures include, but are not limited to, construction costs, design costs, permitting costs, advertising costs during the planning and procurement phase, equipment, work orders, and Program Management fees.

This is a budget and expenditure activity report, and is not a construction status report.
The accompanying introduction and notes are an integral part of this report.



SMART Program Budget Activity Report

Art Kilns Replacement Sub-Report

for Quarter Ended September 30, 2020

GOB Referendum Approved by Voters on 11/4/2014 - 70 Months Since Approval

School	Current Budget	Prior Year Expenditures	Current Year Commitments	Current Year Expenditures	Balance
District Wide (Applied Learning)	392,000				
Apollo Middle School		5,726	-	-	
Atlantic West Elementary School		2,863	-	-	
Bethune, Mary M. Elementary School		5,726	-	-	
Broadview Elementary School		2,863	-	-	
Broward Estates Elementary School		2,856	-	-	
Challenger Elementary School		2,863	-	-	
Coconut Palm Elementary School		3,021	-	-	
Cooper City High School		2,863	-	-	
Coral Glades High School		5,726	-	-	
Coral Springs Pre-K - 8		2,863	-	-	
Coral Springs High School		-	5,712	-	
Coral Springs Middle School		5,712	-	-	
Country Isles Elementary School		2,856	-	-	
Croissant Park Elementary School		2,856	-	-	
Crystal Lake Middle School		5,712	-	-	
Cypress Bay High School		5,726	-	-	
Cypress Elementary School		2,863	-	-	
Dania Elementary School		2,856	-	-	
Deerfield Beach High School		5,726	-	-	
Deerfield Beach Middle School		5,726	-	-	
Deerfield Park Elementary School		-	5,712	-	
Dillard 6-12 School		2,863	-	-	
Discovery Elementary School		156	2,863	-	
Drew, Charles Elementary School		2,863	-	-	
Everglades High School		5,712	-	-	
Flamingo Elementary School		2,863	-	-	
Flanagan, Charles W. High School		5,712	-	-	
Floranada Elementary School		2,856	-	-	
Forest Glen Middle School		2,863	-	-	
Fort Lauderdale High School		2,856	-	-	

SMART Program Budget Activity Report

Art Kilns Replacement Sub-Report

for Quarter Ended September 30, 2020

GOB Referendum Approved by Voters on 11/4/2014 - 70 Months Since Approval

School	Current Budget	Prior Year Expenditures	Current Year Commitments	Current Year Expenditures	Balance
Gator Run Elementary School		2,863	-	-	
Glades Middle School		5,712	-	-	
Gulfstream Academy of Hallandale Beach K-8 (Hallandale Elementary School)		5,726	-	-	
Harbordale Elementary School		2,856	-	-	
Hollywood Hills High School		5,712	-	-	
Horizon Elementary School		2,863	-	-	
Indian Ridge Middle School		2,856	-	-	
Indian Trace Elementary School		3,430	-	-	
Lake Forest Elementary School		2,856	-	-	
Lakeside Elementary School		2,863	-	-	
Larkdale Elementary School		2,863	-	-	
Liberty Elementary School		2,863	-	-	
Manatee Bay Elementary School		-	2,856	-	
Maplewood Elementary School		2,864	-	-	
McArthur High School		2,863	-	-	
McNab Elementary School		2,863	-	-	
Miramar Elementary School		2,863	-	-	
Miramar High School		5,726	-	-	
Monarch High School		5,726	-	-	
New Renaissance Middle School		5,712	-	-	
Norcrest Elementary School		2,963	-	-	
North Andrews Gardens Elementary School		5,719	-	-	
Northeast High School		2,856	-	-	
Nova Blanche Forman Elementary School		2,863	-	-	
Nova Dwight D Eisenhower Elementary School		3,273	-	-	
Nova High School		5,712	-	-	
Nova Middle School		5,726	-	-	

SMART Program Budget Activity Report

Art Kilns Replacement Sub-Report

for Quarter Ended September 30, 2020

GOB Referendum Approved by Voters on 11/4/2014 - 70 Months Since Approval

School	Current Budget	Prior Year Expenditures	Current Year Commitments	Current Year Expenditures	Balance
Park Springs Elementary School		2,863	-	-	
Park Trails Elementary School		2,863	-	-	
Parkway Middle School		2,863	-	-	
Pembroke Lakes Elementary School		2,863	-	-	
Pembroke Pines Elementary School		2,856	-	-	
Peters Elementary School		2,856	-	-	
Pioneer Middle School		5,712	-	-	
Piper High School		8,589	2,856	-	
Plantation Elementary School		2,863	-	-	
Plantation High School		5,726	-	-	
Plantation Middle School		2,863	-	-	
Pompano Beach Elementary School		2,856	-	-	
Pompano Beach High School		5,726	-	-	
Quiet Waters Elementary School		2,863	-	-	
Ramblewood Elementary School		2,863	-	-	
Ramblewood Middle School		-	5,712	-	
Rickards, James S. Middle School		5,726	-	-	
Riverglades Elementary School		2,863	-	-	
Rock Island Elementary School		3,362	-	-	
Royal Palm Elementary School		2,993	-	-	
Sandpiper Elementary School		2,863	-	-	
Seminole Middle School		5,712	-	-	
Sheridan Park Elementary School		2,863	-	-	
Silver Shores Elementary School		2,863	-	-	
South Broward High School		5,712	-	-	
South Plantation High School		5,726	2,863	-	
Stephen Foster Elementary School		2,863	-	-	
Stirling Elementary School		2,863	-	-	
Stoneman Douglas High School		2,863	2,856	-	
Stranahan High School		-	5,712	-	
Sunshine Elementary School		2,863	-	-	

SMART Program Budget Activity Report

Art Kilns Replacement Sub-Report

for Quarter Ended September 30, 2020

GOB Referendum Approved by Voters on 11/4/2014 - 70 Months Since Approval

School	Current Budget	Prior Year Expenditures	Current Year Commitments	Current Year Expenditures	Balance
Taravella, J.P. High School		2,863	-	-	
Tequesta Trace Middle School		5,726	-	-	
Tradewinds Elementary School		2,856	-	-	
Village Elementary School		2,863	-	-	
Walker Elementary School		5,712	-	-	
Welleby Elementary School		2,856	-	-	
West Broward High School		-	2,856	-	
Westglades Middle School		5,726	-	-	
Whispering Pines Education Center		2,863	-	-	
Young, Virginia Shuman Elementary School		2,863	-	-	
Totals	392,000	351,027	39,998	-	975

SMART Program Budget Activity Report

Drama/Theater Sub-Report

for Quarter Ended September 30, 2020

GOB Referendum Approved by Voters on 11/4/2014 - 70 Months Since Approval

School	Current Budget	Prior Year Expenditures	Current Year Commitments	Current Year Expenditures	Balance
District Wide (Applied Learning)	1,300,000				
Apollo Middle School		-	14,000	-	
Bethune, Mary M. Elementary School		6,854	-	-	
Cooper City High School		10,940	-	-	
Coral Glades High School		41,884	-	-	
Coral Springs High School		36,212	-	6,919	
Coral Springs Middle School		6,518	-	-	
Cypress Bay High School		40,974	-	-	
Deerfield Beach High School		13,983	-	-	
Dillard 6-12 School		41,441	-	-	
Everglades High School		-	41,876	-	
Falcon Cove Middle School		13,818	-	-	
Flanagan, Charles W. High School		-	-	40,209	
Fort Lauderdale High School		30,958	-	-	
Hallandale High School		43,965	-	-	
Hollywood Hills High School		27,985	-	-	
McArthur High School		9,754	31,586	-	
Miramar High School		36,004	-	3,011	
Monarch High School		20,350	-	-	
New Renaissance Middle School		9,958	-	-	
North Andrews Gardens Elementary School		6,994	-	-	
Nova High School		40,286	-	-	
Parkway Middle School		14,000	-	-	
Piper High School		41,820	-	-	
Plantation High School		40,485	-	-	
Pompano Beach High School		13,977	-	-	
Ramblewood Middle School		13,995	-	-	
Sawgrass Springs Middle School		-	7,000	-	
Seminole Middle School		12,667	-	-	
Silver Lakes Middle School		6,992	-	-	
South Broward High School		41,961	-	-	
South Plantation High School		41,955	-	-	
Stoneman Douglas High School		42,038	-	1,649	
Sunrise Middle School		-	14,000	-	
Taravella, J.P. High School		41,972	-	-	
Tequesta Trace Middle School		9,075	-	-	
Walker Elementary School		-	7,000	-	
West Broward High School		13,999	-	-	
Western High School		43,321	-	-	
Westglades Middle School		13,999	-	-	
	1,300,000	831,134	115,462	51,788	301,616

SMART Program Budget Activity Report

Completed and Meets Standard Projects Summary Schedule for Quarter Ended September 30, 2020



GOB Referendum Approved by Voters on 11/4/2014 - 70 Months Since Approval

GOB	Original Budget	Current Budget	Prior Years Expenditures	Commitments	Current Year Expenditures	Balance
Safety	\$ 15,380,592	\$ 17,349,691	\$ 11,238,909	\$ 143,460	\$ 44,873	\$ 5,922,449
Music & Art	540,000	540,000	516,042	2,851	-	21,107
Athletics	7,198,000	7,198,000	6,306,141	135,536	-	756,323
Renovation	33,530,000	33,530,000	30,054,337	903,984	155,874	2,415,805
Technology	27,489,000	25,825,538	25,825,538	-	-	-
GOB Total	\$ 84,137,592	\$ 84,443,229	\$ 73,940,967	\$ 1,185,831	\$ 200,747	\$ 9,115,684

Non-GOB	Original Budget	Current Budget	Prior Years Expenditures	Commitments	Current Year Expenditures	Balance
Safety	\$ 89,025	\$ 2,156,262	\$ 1,576,719	\$ 1,631	\$ -	\$ 577,912
Music & Art	19,843,000	18,593,000	17,923,979	129,389	243,922	295,710
Athletics	121,000	201,000	171,830	-	-	29,170
Renovation	29,528,867	39,064,856	33,743,661	839,220	262,496	4,219,479
Technology	42,343,000	37,900,084	37,898,472	-	-	1,612
Non-GOB Total	\$ 91,924,892	\$ 97,915,202	\$ 91,314,661	\$ 970,240	\$ 506,418	\$ 5,123,883
Total	\$ 176,062,484	\$ 182,358,431	\$ 165,255,628	\$ 2,156,071	\$ 707,165	\$ 14,239,567

Note: When the Facilities Department partially accelerates a phase of a larger project, the project will not be shown as completed in the Budget Activity Report until the entire project is completed. These are noted as partially accelerated for early completion in the School Spotlights.

* Project expenditures include, but are not limited to, construction costs, design costs, permitting costs, advertising costs during the planning and procurement phase, equipment, work orders, and Program Management fees.

There may be some additional financial activity on these projects as the final payments are made and all of the purchase orders are closed-out. When the projects are closed-out remaining balances (savings) are reported to the School Board and returned to the Capital Reserve.

This is a budget and expenditure activity report, and is not a construction status report. The accompanying introduction and notes are an integral part of this budget activity report.



SMART Program Budget Activity Report

Completed and Meets Standard Projects Detail Schedule for Quarter Ended September 30, 2020



GOB Referendum Approved by Voters on 11/4/2014 - 70 Months Since Approval

School/ Project	Original Budget	Current Budget	Prior Years Expenditures	Commitments	Current Year Expenditures	Balance
Anderson, Boyd H. High School						
Additional Computers to Close Gap Project Number: 174185002	236,000	235,956	235,956	-	-	-
Wireless Network Upgrade and CAT 6 Data Port Upgrade Project Number: 174185003	160,000	131,873	131,873	-	-	-
Music Instruments Project Number: 174185009	300,000	300,000	299,970	-	-	30
Renovation of the existing Media Center including select demolition, removal of existing interior stair, new interior wall, etc. Project Number: P.001360	2,018,340	2,018,340	1,473,079	3,933	-	541,328
Weight Room Renovation Project Number: P.002024	121,000	121,000	120,691	-	-	309
School Choice Enhancement Project Number: P.002176	100,000	100,000	100,000	-	-	-
Apollo Middle School						
Technology Infrastructure Upgrade Project Number: 179185001	13,000	12,997	12,997	-	-	-
Additional Computers to Close Gap Project Number: 179185002	104,000	103,985	103,985	-	-	-
Wireless Network Upgrade and CAT 6 Data Port Upgrade Project Number: 179185003	131,000	91,526	91,526	-	-	-
Music Instruments Project Number: 179185009	100,000	100,000	99,993	-	-	7

* Project expenditures include, but are not limited to, construction costs, design costs, permitting costs, advertising costs during the planning and procurement phase, equipment, work orders, and Program Management fees.

There may be some additional financial activity on these projects as the final payments are made and all of the purchase orders are closed-out. When the projects are closed-out remaining balances (savings) are reported to the School Board and returned to the Capital Reserve.

This is a budget and expenditure activity report, and is not a construction status report.
The accompanying introduction and notes are an integral part of this budget activity report.



SMART Program Budget Activity Report

Completed and Meets Standard Projects Detail Schedule for Quarter Ended September 30, 2020



GOB Referendum Approved by Voters on 11/4/2014 - 70 Months Since Approval

School/ Project	Original Budget	Current Budget	Prior Years Expenditures	Commitments	Current Year Expenditures	Balance
Apollo Middle School						
Track Resurfacing Project Number: P.002053	70,000	70,000	47,970	-	-	22,030
Atlantic Technical College						
Technology Infrastructure Upgrade Project Number: 222185001	483,000	483,000	483,000	-	-	-
Wireless Network Upgrade and CAT 6 Data Port Upgrade Project Number: 222185003	179,000	172,804	172,804	-	-	-
School Choice Enhancement Project Number: P.001789	100,000	100,000	99,996	-	-	4
Atlantic Technical, Arthur Ashe, Jr Campus						
Wireless Network Upgrade and CAT 6 Data Port Upgrade Project Number: 470285003	100,000	100,000	100,000	-	-	-
School Choice Enhancement Project Number: P.001693	100,000	100,000	99,827	-	-	173
Atlantic West Elementary School						
Additional Computers to Close Gap Project Number: 251185002	146,000	145,987	145,987	-	-	-
Wireless Network Upgrade and CAT 6 Data Port Upgrade Project Number: 251185003	105,000	63,207	63,207	-	-	-
Music Instruments Project Number: 251185009	50,000	50,000	48,794	1,191	-	15
School Choice Enhancement Project Number: P.002104	100,000	100,000	100,000	-	-	-

* Project expenditures include, but are not limited to, construction costs, design costs, permitting costs, advertising costs during the planning and procurement phase, equipment, work orders, and Program Management fees.

There may be some additional financial activity on these projects as the final payments are made and all of the purchase orders are closed-out. When the projects are closed-out remaining balances (savings) are reported to the School Board and returned to the Capital Reserve.

This is a budget and expenditure activity report, and is not a construction status report.
The accompanying introduction and notes are an integral part of this budget activity report.



SMART Program Budget Activity Report

Completed and Meets Standard Projects Detail Schedule for Quarter Ended September 30, 2020



GOB Referendum Approved by Voters on 11/4/2014 - 70 Months Since Approval

School/ Project	Original Budget	Current Budget	Prior Years Expenditures	Commitments	Current Year Expenditures	Balance
Attucks Middle School						
Additional Computers to Close Gap Project Number: 034385002	82,000	81,910	81,910	-	-	-
Wireless Network Upgrade and CAT 6 Data Port Upgrade Project Number: 034385003	121,000	105,710	105,710	-	-	-
Music Instruments Project Number: 034385009	100,000	100,000	99,970	-	-	30
School Choice Enhancement Project Number: P.001709	100,000	100,000	99,980	-	-	20
Bair Middle School						
Additional Computers to Close Gap Project Number: 261185002	134,000	133,949	133,949	-	-	-
Wireless Network Upgrade and CAT 6 Data Port Upgrade Project Number: 261185003	147,000	108,330	108,330	-	-	-
Music Instruments Project Number: 261185009	100,000	100,000	99,997	-	-	3
School Choice Enhancement Project Number: P.002228	100,000	100,000	99,955	-	-	45
Banyan Elementary School						
Technology Infrastructure Upgrade Project Number: 200185001	18,000	17,996	17,996	-	-	-
Additional Computers to Close Gap Project Number: 200185002	155,000	154,942	154,942	-	-	-

* Project expenditures include, but are not limited to, construction costs, design costs, permitting costs, advertising costs during the planning and procurement phase, equipment, work orders, and Program Management fees.

There may be some additional financial activity on these projects as the final payments are made and all of the purchase orders are closed-out. When the projects are closed-out remaining balances (savings) are reported to the School Board and returned to the Capital Reserve.

This is a budget and expenditure activity report, and is not a construction status report.
The accompanying introduction and notes are an integral part of this budget activity report.



SMART Program Budget Activity Report

Completed and Meets Standard Projects Detail Schedule for Quarter Ended September 30, 2020



GOB Referendum Approved by Voters on 11/4/2014 - 70 Months Since Approval

School/ Project	Original Budget	Current Budget	Prior Years Expenditures	Commitments	Current Year Expenditures	Balance
Banyan Elementary School						
Wireless Network Upgrade and CAT 6 Data Port Upgrade Project Number: 200185003	94,000	66,154	66,154	-	-	-
Music Instruments Project Number: 200185009	50,000	50,000	49,998	-	-	2
Bayview Elementary School						
Technology Infrastructure Upgrade Project Number: 064185001	65,000	64,997	64,997	-	-	-
Additional Computers to Close Gap Project Number: 064185002	92,000	91,988	91,988	-	-	-
Wireless Network Upgrade and CAT 6 Data Port Upgrade Project Number: 064185003	24,000	23,550	23,550	-	-	-
Music Instruments Project Number: 064185009	50,000	50,000	45,893	2,420	-	1,687
School Choice Enhancement Project Number: P.002172	100,000	100,000	100,000	-	-	-
Beachside Montessori Village						
Technology Infrastructure Upgrade Project Number: 204185001	4,000	3,998	3,998	-	-	-
Additional Computers to Close Gap Project Number: 204185002	210,000	209,806	209,806	-	-	-
Wireless Network Upgrade and CAT 6 Data Port Upgrade Project Number: 204185003	27,000	26,998	26,998	-	-	-

* Project expenditures include, but are not limited to, construction costs, design costs, permitting costs, advertising costs during the planning and procurement phase, equipment, work orders, and Program Management fees.

There may be some additional financial activity on these projects as the final payments are made and all of the purchase orders are closed-out. When the projects are closed-out remaining balances (savings) are reported to the School Board and returned to the Capital Reserve.

This is a budget and expenditure activity report, and is not a construction status report.
The accompanying introduction and notes are an integral part of this budget activity report.



SMART Program Budget Activity Report

Completed and Meets Standard Projects Detail Schedule for Quarter Ended September 30, 2020



GOB Referendum Approved by Voters on 11/4/2014 - 70 Months Since Approval

School/ Project	Original Budget	Current Budget	Prior Years Expenditures	Commitments	Current Year Expenditures	Balance
Beachside Montessori Village						
Music Instruments Project Number: 204185009	100,000	100,000	81,957	1,025	16,700	318
School Choice Enhancement Project Number: P.001742	100,000	100,000	99,969	10	-	21
Ben Gamla						
Charter School Technology Project Number: 541085004	178,028	177,958	177,958	-	-	-
Ben Gamla Charter School North Broward						
Charter School Technology Project Number: 500185004	22,778	22,773	22,773	-	-	-
Ben Gamla Charter School South Broward						
Charter School Technology Project Number: 539285004	114,789	114,781	114,781	-	-	-
Bennett Elementary School						
Additional Computers to Close Gap Project Number: 020185002	79,000	78,569	78,569	-	-	-
Wireless Network Upgrade and CAT 6 Data Port Upgrade Project Number: 020185003	76,000	46,163	46,163	-	-	-
Bethune, Mary M. Elementary School						
Technology Infrastructure Upgrade Project Number: 034185001	21,000	9,007	9,007	-	-	-
Additional Computers to Close Gap Project Number: 034185002	185,000	184,978	184,978	-	-	-

* Project expenditures include, but are not limited to, construction costs, design costs, permitting costs, advertising costs during the planning and procurement phase, equipment, work orders, and Program Management fees.

There may be some additional financial activity on these projects as the final payments are made and all of the purchase orders are closed-out. When the projects are closed-out remaining balances (savings) are reported to the School Board and returned to the Capital Reserve.

This is a budget and expenditure activity report, and is not a construction status report.
The accompanying introduction and notes are an integral part of this budget activity report.



SMART Program Budget Activity Report

Completed and Meets Standard Projects Detail Schedule for Quarter Ended September 30, 2020



GOB Referendum Approved by Voters on 11/4/2014 - 70 Months Since Approval

School/ Project	Original Budget	Current Budget	Prior Years Expenditures	Commitments	Current Year Expenditures	Balance
Bethune, Mary M. Elementary School						
Wireless Network Upgrade and CAT 6 Data Port Upgrade Project Number: 034185003	114,000	54,825	54,825	-	-	-
Music Instruments Project Number: 034185009	50,000	50,000	49,999	-	-	1
Boulevard Heights Elementary School						
Additional Computers to Close Gap Project Number: 097185002	53,000	52,814	52,814	-	-	-
Wireless Network Upgrade and CAT 6 Data Port Upgrade Project Number: 097185003	77,000	56,961	56,961	-	-	-
Music Instruments Project Number: 097185009	50,000	50,000	11,726	23,396	11,654	3,224
Bright Horizons Center						
Additional Computers to Close Gap Project Number: 087185002	31,000	30,974	30,974	-	-	-
Wireless Network Upgrade and CAT 6 Data Port Upgrade Project Number: 087185003	57,000	49,290	49,290	-	-	-
Music Instruments Project Number: 087185009	50,000	-	-	-	-	-
Broadview Elementary School						
Technology Infrastructure Upgrade Project Number: 081185001	113,000	75,855	75,855	-	-	-
Additional Computers to Close Gap Project Number: 081185002	222,000	221,815	221,815	-	-	-

* Project expenditures include, but are not limited to, construction costs, design costs, permitting costs, advertising costs during the planning and procurement phase, equipment, work orders, and Program Management fees.

There may be some additional financial activity on these projects as the final payments are made and all of the purchase orders are closed-out. When the projects are closed-out remaining balances (savings) are reported to the School Board and returned to the Capital Reserve.

This is a budget and expenditure activity report, and is not a construction status report. The accompanying introduction and notes are an integral part of this budget activity report.



SMART Program Budget Activity Report

Completed and Meets Standard Projects Detail Schedule for Quarter Ended September 30, 2020



GOB Referendum Approved by Voters on 11/4/2014 - 70 Months Since Approval

School/ Project	Original Budget	Current Budget	Prior Years Expenditures	Commitments	Current Year Expenditures	Balance
Broadview Elementary School						
Wireless Network Upgrade and CAT 6 Data Port Upgrade Project Number: 081185003	111,000	65,815	65,815	-	-	-
Music Instruments Project Number: 081185009	50,000	50,000	43,676	-	-	6,324
School Choice Enhancement Project Number: P.001893	100,000	100,000	100,000	-	-	-
Broward Community Charter West						
Charter School Technology Project Number: 540385004	95,008	94,687	94,687	-	-	-
Broward Estates Elementary School						
Technology Infrastructure Upgrade Project Number: 050185001	9,000	6,447	6,447	-	-	-
Additional Computers to Close Gap Project Number: 050185002	50,000	49,976	49,976	-	-	-
Wireless Network Upgrade and CAT 6 Data Port Upgrade Project Number: 050185003	44,000	33,403	33,403	-	-	-
Castle Hill Annex						
School Choice Enhancement Project Number: P.002356	100,000	100,000	99,998	-	-	2
Castle Hill Elementary School						
Technology Infrastructure Upgrade Project Number: 146185001	17,000	12,257	12,257	-	-	-

* Project expenditures include, but are not limited to, construction costs, design costs, permitting costs, advertising costs during the planning and procurement phase, equipment, work orders, and Program Management fees.

There may be some additional financial activity on these projects as the final payments are made and all of the purchase orders are closed-out. When the projects are closed-out remaining balances (savings) are reported to the School Board and returned to the Capital Reserve.

This is a budget and expenditure activity report, and is not a construction status report. The accompanying introduction and notes are an integral part of this budget activity report.



SMART Program Budget Activity Report

Completed and Meets Standard Projects Detail Schedule for Quarter Ended September 30, 2020



GOB Referendum Approved by Voters on 11/4/2014 - 70 Months Since Approval

School/ Project	Original Budget	Current Budget	Prior Years Expenditures	Commitments	Current Year Expenditures	Balance
Castle Hill Elementary School						
Additional Computers to Close Gap Project Number: 146185002	171,000	170,681	170,681	-	-	-
Wireless Network Upgrade and CAT 6 Data Port Upgrade Project Number: 146185003	45,000	25,422	25,422	-	-	-
Music Instruments Project Number: 146185009	50,000	50,000	49,514	-	-	486
School Choice Enhancement Project Number: P.001910	100,000	100,000	99,276	-	-	724
Central Charter School						
Charter School Technology Project Number: 504185004	360,851	360,831	360,831	-	-	-
Central Park Elementary School						
Technology Infrastructure Upgrade Project Number: 264185001	164,000	107,802	107,802	-	-	-
Additional Computers to Close Gap Project Number: 264185002	139,000	138,964	138,964	-	-	-
Wireless Network Upgrade and CAT 6 Data Port Upgrade Project Number: 264185003	113,000	65,315	65,315	-	-	-
Music Instruments Project Number: 264185009	50,000	50,000	49,960	-	-	40
Challenger Elementary School						
Additional Computers to Close Gap Project Number: 377185002	223,000	222,929	222,929	-	-	-

* Project expenditures include, but are not limited to, construction costs, design costs, permitting costs, advertising costs during the planning and procurement phase, equipment, work orders, and Program Management fees.

There may be some additional financial activity on these projects as the final payments are made and all of the purchase orders are closed-out. When the projects are closed-out remaining balances (savings) are reported to the School Board and returned to the Capital Reserve.

This is a budget and expenditure activity report, and is not a construction status report. The accompanying introduction and notes are an integral part of this budget activity report.



SMART Program Budget Activity Report

Completed and Meets Standard Projects Detail Schedule for Quarter Ended September 30, 2020



GOB Referendum Approved by Voters on 11/4/2014 - 70 Months Since Approval

School/ Project	Original Budget	Current Budget	Prior Years Expenditures	Commitments	Current Year Expenditures	Balance
Challenger Elementary School						
Wireless Network Upgrade and CAT 6 Data Port Upgrade Project Number: 377185003	113,000	71,936	71,936	-	-	-
Music Instruments Project Number: 377185009	50,000	50,000	37,443	-	12,556	1
Championship Academy of Distinction at Davie						
Charter School Technology Project Number: 542285004	183,722	183,714	183,714	-	-	-
Championship Academy of Distinction at Hollywood						
Charter School Technology Project Number: 536185004	120,783	120,774	120,774	-	-	-
Chapel Trail Elementary School						
Technology Infrastructure Upgrade Project Number: 296185001	108,000	69,855	69,855	-	-	-
Additional Computers to Close Gap Project Number: 296185002	207,000	206,828	206,828	-	-	-
Wireless Network Upgrade and CAT 6 Data Port Upgrade Project Number: 296185003	131,000	69,630	69,630	-	-	-
Music Instruments Project Number: 296185009	50,000	50,000	47,393	1,023	-	1,584
School Choice Enhancement Project Number: P.001853	100,000	100,000	94,581	21	5,398	-

* Project expenditures include, but are not limited to, construction costs, design costs, permitting costs, advertising costs during the planning and procurement phase, equipment, work orders, and Program Management fees.

There may be some additional financial activity on these projects as the final payments are made and all of the purchase orders are closed-out. When the projects are closed-out remaining balances (savings) are reported to the School Board and returned to the Capital Reserve.

This is a budget and expenditure activity report, and is not a construction status report.
The accompanying introduction and notes are an integral part of this budget activity report.



SMART Program Budget Activity Report

Completed and Meets Standard Projects Detail Schedule for Quarter Ended September 30, 2020



GOB Referendum Approved by Voters on 11/4/2014 - 70 Months Since Approval

School/ Project	Original Budget	Current Budget	Prior Years Expenditures	Commitments	Current Year Expenditures	Balance
Charter School of Excellence						
Charter School Technology Project Number: 503185004	83,020	83,015	83,015	-	-	-
Charter School of Excellence at Davie						
Charter School Technology Project Number: 527185004	65,337	65,333	65,333	-	-	-
Charter School of Excellence at Davie 2						
Charter School Technology Project Number: 502685004	6,893	6,886	6,886	-	-	-
Charter School of Excellence Fort Lauderdale 2						
Charter School Technology Project Number: 539485004	7,792	7,788	7,788	-	-	-
Charter School of Excellence Tamarac 1 Campus						
Charter School Technology Project Number: 520185004	127,377	127,368	127,368	-	-	-
Charter School of Excellence Tamarac 2 Campus						
Charter School Technology Project Number: 529185004	6,893	6,884	6,884	-	-	-
City of Coral Springs						
Charter School Technology Project Number: 509185004	498,418	498,414	498,414	-	-	-
City of Pembroke Pines East						
Charter School Technology Project Number: 505185004	576,942	576,879	576,879	-	-	-

* Project expenditures include, but are not limited to, construction costs, design costs, permitting costs, advertising costs during the planning and procurement phase, equipment, work orders, and Program Management fees.

There may be some additional financial activity on these projects as the final payments are made and all of the purchase orders are closed-out. When the projects are closed-out remaining balances (savings) are reported to the School Board and returned to the Capital Reserve.

This is a budget and expenditure activity report, and is not a construction status report.
The accompanying introduction and notes are an integral part of this budget activity report.



SMART Program Budget Activity Report

Completed and Meets Standard Projects Detail Schedule for Quarter Ended September 30, 2020



GOB Referendum Approved by Voters on 11/4/2014 - 70 Months Since Approval

School/ Project	Original Budget	Current Budget	Prior Years Expenditures	Commitments	Current Year Expenditures	Balance
City of Pembroke Pines High						
Charter School Technology Project Number: 512185004	606,313	606,295	606,295	-	-	-
City of Pembroke Pines Middle West						
Charter School Technology Project Number: 508185004	395,018	394,999	394,999	-	-	-
Coconut Creek Elementary School						
Technology Infrastructure Upgrade Project Number: 142185001	17,000	16,965	16,965	-	-	-
Additional Computers to Close Gap Project Number: 142185002	158,000	157,958	157,958	-	-	-
Wireless Network Upgrade and CAT 6 Data Port Upgrade Project Number: 142185003	84,000	77,554	77,554	-	-	-
Music Instruments Project Number: 142185009	50,000	50,000	49,947	-	-	53
Building Envelope Improvements (Roof, Window, Ext Wall, etc.), Fire Alarm, Fire Sprinklers, Media Center improvements, Replace existing classroom unit ventilators (approximately 43 classrooms) with new unit ventilators, duct and diffusers, etc. Project Number: P.001413	4,527,618	5,044,761	4,661,343	16,440	2,004	364,974
School Choice Enhancement Project Number: P.001720	100,000	100,000	99,998	-	-	2

* Project expenditures include, but are not limited to, construction costs, design costs, permitting costs, advertising costs during the planning and procurement phase, equipment, work orders, and Program Management fees.

There may be some additional financial activity on these projects as the final payments are made and all of the purchase orders are closed-out. When the projects are closed-out remaining balances (savings) are reported to the School Board and returned to the Capital Reserve.

This is a budget and expenditure activity report, and is not a construction status report. The accompanying introduction and notes are an integral part of this budget activity report.



SMART Program Budget Activity Report

Completed and Meets Standard Projects Detail Schedule for Quarter Ended September 30, 2020



GOB Referendum Approved by Voters on 11/4/2014 - 70 Months Since Approval

School/ Project	Original Budget	Current Budget	Prior Years Expenditures	Commitments	Current Year Expenditures	Balance
Coconut Creek High School						
Technology Infrastructure Upgrade Project Number: 168185001	26,000	16,306	16,306	-	-	-
Additional Computers to Close Gap Project Number: 168185002	288,000	287,849	287,849	-	-	-
Wireless Network Upgrade and CAT 6 Data Port Upgrade Project Number: 168185003	233,000	118,258	118,258	-	-	-
Music Instruments Project Number: 168185009	300,000	300,000	299,995	-	-	5
Weight Room Renovation Project Number: P.002019	121,000	121,000	120,606	-	-	394
School Choice Enhancement Project Number: P.002174	100,000	100,000	99,550	450	-	-
Coconut Palm Elementary School						
Technology Infrastructure Upgrade Project Number: 374185001	145,000	80,568	80,568	-	-	-
Additional Computers to Close Gap Project Number: 374185002	192,000	191,953	191,953	-	-	-
Wireless Network Upgrade and CAT 6 Data Port Upgrade Project Number: 374185003	56,000	-	-	-	-	-
Music Instruments Project Number: 374185009	50,000	50,000	49,915	-	-	85
School Choice Enhancement Project Number: P.001812	100,000	100,000	97,813	-	2,138	49

* Project expenditures include, but are not limited to, construction costs, design costs, permitting costs, advertising costs during the planning and procurement phase, equipment, work orders, and Program Management fees.

There may be some additional financial activity on these projects as the final payments are made and all of the purchase orders are closed-out. When the projects are closed-out remaining balances (savings) are reported to the School Board and returned to the Capital Reserve.

This is a budget and expenditure activity report, and is not a construction status report.
The accompanying introduction and notes are an integral part of this budget activity report.



SMART Program Budget Activity Report

Completed and Meets Standard Projects Detail Schedule for Quarter Ended September 30, 2020



GOB Referendum Approved by Voters on 11/4/2014 - 70 Months Since Approval

School/ Project	Original Budget	Current Budget	Prior Years Expenditures	Commitments	Current Year Expenditures	Balance
Colbert Elementary School						
Additional Computers to Close Gap Project Number: 023185002	123,000	122,824	122,824	-	-	-
Wireless Network Upgrade and CAT 6 Data Port Upgrade Project Number: 023185003	58,000	28,562	28,562	-	-	-
Music Instruments Project Number: 023185009	50,000	50,000	49,999	-	-	1
School Choice Enhancement Project Number: P.002035	100,000	100,000	67,690	18,464	13,300	546
Collins Elementary School						
Additional Computers to Close Gap Project Number: 033185002	64,000	63,779	63,779	-	-	-
Wireless Network Upgrade and CAT 6 Data Port Upgrade Project Number: 033185003	52,000	39,802	39,802	-	-	-
Music Instruments Project Number: 033185009	50,000	-	-	-	-	-
School Choice Enhancement Project Number: P.002213	100,000	100,000	98,393	-	-	1,607
Cooper City Elementary School						
Technology Infrastructure Upgrade Project Number: 121185001	136,000	83,221	83,221	-	-	-
Additional Computers to Close Gap Project Number: 121185002	132,000	131,833	131,833	-	-	-

* Project expenditures include, but are not limited to, construction costs, design costs, permitting costs, advertising costs during the planning and procurement phase, equipment, work orders, and Program Management fees.

There may be some additional financial activity on these projects as the final payments are made and all of the purchase orders are closed-out. When the projects are closed-out remaining balances (savings) are reported to the School Board and returned to the Capital Reserve.

This is a budget and expenditure activity report, and is not a construction status report. The accompanying introduction and notes are an integral part of this budget activity report.



SMART Program Budget Activity Report

Completed and Meets Standard Projects Detail Schedule for Quarter Ended September 30, 2020



GOB Referendum Approved by Voters on 11/4/2014 - 70 Months Since Approval

School/ Project	Original Budget	Current Budget	Prior Years Expenditures	Commitments	Current Year Expenditures	Balance
Cooper City Elementary School						
Wireless Network Upgrade and CAT 6 Data Port Upgrade Project Number: 121185003	65,000	-	-	-	-	-
Music Instruments Project Number: 121185009	50,000	50,000	45,695	-	-	4,305
Cooper City High School						
Technology Infrastructure Upgrade Project Number: 193185001	24,000	-	-	-	-	-
Additional Computers to Close Gap Project Number: 193185002	54,000	53,946	53,946	-	-	-
Wireless Network Upgrade and CAT 6 Data Port Upgrade Project Number: 193185003	150,000	82,598	80,181	-	-	2,417
Music Instruments Project Number: 193185009	300,000	300,000	299,996	-	-	4
Weight Room Renovation Project Number: P.002137	121,000	121,000	121,000	-	-	-
Coral Cove Elementary School						
Technology Infrastructure Upgrade Project Number: 201185001	120,000	98,554	98,554	-	-	-
Additional Computers to Close Gap Project Number: 201185002	193,000	192,994	192,994	-	-	-
Wireless Network Upgrade and CAT 6 Data Port Upgrade Project Number: 201185003	87,000	55,519	55,519	-	-	-

* Project expenditures include, but are not limited to, construction costs, design costs, permitting costs, advertising costs during the planning and procurement phase, equipment, work orders, and Program Management fees.

There may be some additional financial activity on these projects as the final payments are made and all of the purchase orders are closed-out. When the projects are closed-out remaining balances (savings) are reported to the School Board and returned to the Capital Reserve.

This is a budget and expenditure activity report, and is not a construction status report.
The accompanying introduction and notes are an integral part of this budget activity report.



SMART Program Budget Activity Report

Completed and Meets Standard Projects Detail Schedule for Quarter Ended September 30, 2020



GOB Referendum Approved by Voters on 11/4/2014 - 70 Months Since Approval

School/ Project	Original Budget	Current Budget	Prior Years Expenditures	Commitments	Current Year Expenditures	Balance
Coral Cove Elementary School						
Music Instruments Project Number: 201185009	50,000	50,000	43,543	-	2,760	3,697
School Choice Enhancement Project Number: P.001854	100,000	100,000	99,963	-	-	37
HVAC Improvements Project Number: P.002122	148,000	148,000	28,116	28,275	770	90,839
Coral Glades High School						
Technology Infrastructure Upgrade Project Number: 386185001	194,000	193,872	193,872	-	-	-
Additional Computers to Close Gap Project Number: 386185002	525,000	524,960	524,960	-	-	-
Wireless Network Upgrade and CAT 6 Data Port Upgrade Project Number: 386185003	15,000	13,533	13,533	-	-	-
Music Instruments Project Number: 386185009	300,000	300,000	293,049	-	-	6,951
Weight Room Renovation Project Number: P.002138	121,000	121,000	120,980	-	-	20
Coral Park Elementary School						
Technology Infrastructure Upgrade Project Number: 304185001	152,000	110,060	110,060	-	-	-
Additional Computers to Close Gap Project Number: 304185002	116,000	115,964	115,964	-	-	-
Wireless Network Upgrade and CAT 6 Data Port Upgrade Project Number: 304185003	88,000	57,433	57,433	-	-	-

* Project expenditures include, but are not limited to, construction costs, design costs, permitting costs, advertising costs during the planning and procurement phase, equipment, work orders, and Program Management fees.

There may be some additional financial activity on these projects as the final payments are made and all of the purchase orders are closed-out. When the projects are closed-out remaining balances (savings) are reported to the School Board and returned to the Capital Reserve.

This is a budget and expenditure activity report, and is not a construction status report. The accompanying introduction and notes are an integral part of this budget activity report.



SMART Program Budget Activity Report

Completed and Meets Standard Projects Detail Schedule for Quarter Ended September 30, 2020



GOB Referendum Approved by Voters on 11/4/2014 - 70 Months Since Approval

School/ Project	Original Budget	Current Budget	Prior Years Expenditures	Commitments	Current Year Expenditures	Balance
Coral Park Elementary School						
Music Instruments Project Number: 304185009	50,000	50,000	50,000	-	-	-
Coral Springs Pre-K - 8						
Technology Infrastructure Upgrade Project Number: 255185001	26,000	25,782	25,782	-	-	-
Additional Computers to Close Gap Project Number: 255185002	126,000	125,905	125,905	-	-	-
Wireless Network Upgrade and CAT 6 Data Port Upgrade Project Number: 255185003	52,000	47,953	47,953	-	-	-
Music Instruments Project Number: 255185009	50,000	50,000	49,282	705	-	13
Coral Springs High School						
Technology Infrastructure Upgrade Project Number: 115185001	382,000	239,727	239,727	-	-	-
Additional Computers to Close Gap Project Number: 115185002	505,000	504,781	504,781	-	-	-
Wireless Network Upgrade and CAT 6 Data Port Upgrade Project Number: 115185003	51,000	50,878	50,878	-	-	-
Music Instruments Project Number: 115185009	165,000	165,000	164,893	-	-	107
School Choice Enhancement Project Number: P.001768	100,000	100,000	99,876	-	-	124

* Project expenditures include, but are not limited to, construction costs, design costs, permitting costs, advertising costs during the planning and procurement phase, equipment, work orders, and Program Management fees.

There may be some additional financial activity on these projects as the final payments are made and all of the purchase orders are closed-out. When the projects are closed-out remaining balances (savings) are reported to the School Board and returned to the Capital Reserve.

This is a budget and expenditure activity report, and is not a construction status report. The accompanying introduction and notes are an integral part of this budget activity report.



SMART Program Budget Activity Report

Completed and Meets Standard Projects Detail Schedule for Quarter Ended September 30, 2020



GOB Referendum Approved by Voters on 11/4/2014 - 70 Months Since Approval

School/ Project	Original Budget	Current Budget	Prior Years Expenditures	Commitments	Current Year Expenditures	Balance
Coral Springs High School						
Weight Room Renovation Project Number: P.002018	121,000	121,000	120,305	-	-	695
Coral Springs Middle School						
Technology Infrastructure Upgrade Project Number: 256185001	192,000	126,458	126,458	-	-	-
Additional Computers to Close Gap Project Number: 256185002	217,000	216,866	216,866	-	-	-
Wireless Network Upgrade and CAT 6 Data Port Upgrade Project Number: 256185003	88,000	86,129	86,129	-	-	-
Music Instruments Project Number: 256185009	100,000	100,000	100,000	-	-	-
Country Hills Elementary School						
Technology Infrastructure Upgrade Project Number: 311185001	165,000	116,831	116,831	-	-	-
Additional Computers to Close Gap Project Number: 311185002	207,000	206,850	206,850	-	-	-
Wireless Network Upgrade and CAT 6 Data Port Upgrade Project Number: 311185003	111,000	63,843	63,843	-	-	-
Music Instruments Project Number: 311185009	50,000	50,000	45,409	-	-	4,591
Country Isles Elementary School						
Technology Infrastructure Upgrade Project Number: 298185001	137,000	115,712	115,712	-	-	-

* Project expenditures include, but are not limited to, construction costs, design costs, permitting costs, advertising costs during the planning and procurement phase, equipment, work orders, and Program Management fees.

There may be some additional financial activity on these projects as the final payments are made and all of the purchase orders are closed-out. When the projects are closed-out remaining balances (savings) are reported to the School Board and returned to the Capital Reserve.

This is a budget and expenditure activity report, and is not a construction status report. The accompanying introduction and notes are an integral part of this budget activity report.



SMART Program Budget Activity Report

Completed and Meets Standard Projects Detail Schedule for Quarter Ended September 30, 2020



GOB Referendum Approved by Voters on 11/4/2014 - 70 Months Since Approval

School/ Project	Original Budget	Current Budget	Prior Years Expenditures	Commitments	Current Year Expenditures	Balance
Country Isles Elementary School						
Additional Computers to Close Gap Project Number: 298185002	178,000	177,972	177,972	-	-	-
Wireless Network Upgrade and CAT 6 Data Port Upgrade Project Number: 298185003	55,000	40,057	40,057	-	-	-
Music Instruments Project Number: 298185009	50,000	50,000	49,999	-	-	1
School Choice Enhancement Project Number: P.001719	100,000	100,000	100,000	-	-	-
Cresthaven Elementary School						
Technology Infrastructure Upgrade Project Number: 090185001	22,000	21,762	21,762	-	-	-
Additional Computers to Close Gap Project Number: 090185002	193,000	192,912	192,912	-	-	-
Wireless Network Upgrade and CAT 6 Data Port Upgrade Project Number: 090185003	81,000	56,069	56,069	-	-	-
Music Instruments Project Number: 090185009	50,000	50,000	49,998	-	-	2
Croissant Park Elementary School						
Additional Computers to Close Gap Project Number: 022185002	214,000	213,800	213,800	-	-	-
Wireless Network Upgrade and CAT 6 Data Port Upgrade Project Number: 022185003	98,000	66,406	66,406	-	-	-

* Project expenditures include, but are not limited to, construction costs, design costs, permitting costs, advertising costs during the planning and procurement phase, equipment, work orders, and Program Management fees.

There may be some additional financial activity on these projects as the final payments are made and all of the purchase orders are closed-out. When the projects are closed-out remaining balances (savings) are reported to the School Board and returned to the Capital Reserve.

This is a budget and expenditure activity report, and is not a construction status report. The accompanying introduction and notes are an integral part of this budget activity report.



SMART Program Budget Activity Report

Completed and Meets Standard Projects Detail Schedule for Quarter Ended September 30, 2020



GOB Referendum Approved by Voters on 11/4/2014 - 70 Months Since Approval

School/ Project	Original Budget	Current Budget	Prior Years Expenditures	Commitments	Current Year Expenditures	Balance
Croissant Park Elementary School						
Music Instruments Project Number: 022185009	50,000	50,000	49,974	23	-	3
Cross Creek School						
Additional Computers to Close Gap Project Number: 322285002	37,000	36,948	36,948	-	-	-
Wireless Network Upgrade and CAT 6 Data Port Upgrade Project Number: 322285003	39,000	34,137	34,137	-	-	-
Music Instruments Project Number: 322285009	50,000	50,000	35,956	5,383	8,661	-
Crystal Lake Middle School						
Technology Infrastructure Upgrade Project Number: 187185001	13,000	12,997	12,997	-	-	-
Additional Computers to Close Gap Project Number: 187185002	175,000	174,994	174,994	-	-	-
Wireless Network Upgrade and CAT 6 Data Port Upgrade Project Number: 187185003	137,000	116,751	116,751	-	-	-
Cypress Bay High School						
Technology Infrastructure Upgrade Project Number: 362385001	578,000	350,804	350,804	-	-	-
Additional Computers to Close Gap Project Number: 362385002	970,000	969,812	969,812	-	-	-

* Project expenditures include, but are not limited to, construction costs, design costs, permitting costs, advertising costs during the planning and procurement phase, equipment, work orders, and Program Management fees.

There may be some additional financial activity on these projects as the final payments are made and all of the purchase orders are closed-out. When the projects are closed-out remaining balances (savings) are reported to the School Board and returned to the Capital Reserve.

This is a budget and expenditure activity report, and is not a construction status report. The accompanying introduction and notes are an integral part of this budget activity report.



SMART Program Budget Activity Report

Completed and Meets Standard Projects Detail Schedule for Quarter Ended September 30, 2020



GOB Referendum Approved by Voters on 11/4/2014 - 70 Months Since Approval

School/ Project	Original Budget	Current Budget	Prior Years Expenditures	Commitments	Current Year Expenditures	Balance
Cypress Bay High School						
Wireless Network Upgrade and CAT 6 Data Port Upgrade Project Number: 362385003	182,000	148,501	148,501	-	-	-
Music Instruments Project Number: 362385009	300,000	300,000	299,034	956	-	10
School Choice Enhancement Project Number: P.001763	100,000	100,000	100,000	-	-	-
Weight Room Renovation Project Number: P.002020	121,000	121,000	121,000	-	-	-
Track Resurfacing Project Number: P.002054	300,000	345,000	304,496	-	-	40,504
Cypress Elementary School						
Technology Infrastructure Upgrade Project Number: 178185001	61,000	34,735	34,735	-	-	-
Additional Computers to Close Gap Project Number: 178185002	247,000	246,797	246,797	-	-	-
Wireless Network Upgrade and CAT 6 Data Port Upgrade Project Number: 178185003	96,000	62,650	62,650	-	-	-
Music Instruments Project Number: 178185009	50,000	50,000	49,707	-	-	293

* Project expenditures include, but are not limited to, construction costs, design costs, permitting costs, advertising costs during the planning and procurement phase, equipment, work orders, and Program Management fees.

There may be some additional financial activity on these projects as the final payments are made and all of the purchase orders are closed-out. When the projects are closed-out remaining balances (savings) are reported to the School Board and returned to the Capital Reserve.

This is a budget and expenditure activity report, and is not a construction status report. The accompanying introduction and notes are an integral part of this budget activity report.



SMART Program Budget Activity Report

Completed and Meets Standard Projects Detail Schedule for Quarter Ended September 30, 2020



GOB Referendum Approved by Voters on 11/4/2014 - 70 Months Since Approval

School/ Project	Original Budget	Current Budget	Prior Years Expenditures	Commitments	Current Year Expenditures	Balance
Cypress Elementary School						
Building Envelope Improvements (Roof, Window, Ext Wall, etc.), Fire Sprinklers, Media Center improvements, Replace existing classroom unit ventilators (approximately 42) with new unit ventilators, duct and diffusers, etc., Safety / Security Upgrade Project Number: P.001412	3,299,167	3,752,064	3,460,951	45,032	203,442	42,639
School Choice Enhancement Project Number: P.001762	100,000	105,918	105,914	4	-	-
Cypress Run Education Center						
Wireless Network Upgrade and CAT 6 Data Port Upgrade Project Number: 212385003	21,000	10,536	10,536	-	-	-
Music Instruments Project Number: 212385009	50,000	-	-	-	-	-
School Choice Enhancement Project Number: P.001760	100,000	100,000	99,994	-	-	6
HVAC Improvements Project Number: P.002120	77,000	77,000	47,592	-	402	29,006
Dandy, William Middle School						
Technology Infrastructure Upgrade Project Number: 107185001	9,000	8,538	8,538	-	-	-
Additional Computers to Close Gap Project Number: 107185002	85,000	84,995	84,995	-	-	-

* Project expenditures include, but are not limited to, construction costs, design costs, permitting costs, advertising costs during the planning and procurement phase, equipment, work orders, and Program Management fees.

There may be some additional financial activity on these projects as the final payments are made and all of the purchase orders are closed-out. When the projects are closed-out remaining balances (savings) are reported to the School Board and returned to the Capital Reserve.

This is a budget and expenditure activity report, and is not a construction status report. The accompanying introduction and notes are an integral part of this budget activity report.



SMART Program Budget Activity Report

Completed and Meets Standard Projects Detail Schedule for Quarter Ended September 30, 2020



GOB Referendum Approved by Voters on 11/4/2014 - 70 Months Since Approval

School/ Project	Original Budget	Current Budget	Prior Years Expenditures	Commitments	Current Year Expenditures	Balance
Dandy, William Middle School						
Wireless Network Upgrade and CAT 6 Data Port Upgrade Project Number: 107185003	123,000	101,396	101,396	-	-	-
Music Instruments Project Number: 107185009	100,000	100,000	99,996	-	-	4
School Choice Enhancement Project Number: P.002181	100,000	100,000	95,814	-	-	4,186
Dania Elementary School						
Additional Computers to Close Gap Project Number: 010185002	135,000	134,915	134,915	-	-	-
Wireless Network Upgrade and CAT 6 Data Port Upgrade Project Number: 010185003	74,000	38,870	38,870	-	-	-
Music Instruments Project Number: 010185009	50,000	50,000	50,000	-	-	-
Dave Thomas Education Center						
Technology Infrastructure Upgrade Project Number: 365185001	62,000	58,753	58,753	-	-	-
Wireless Network Upgrade and CAT 6 Data Port Upgrade Project Number: 365185003	45,000	9,539	9,539	-	-	-
Music Instruments Project Number: 365185009	50,000	50,000	50,000	-	-	-
School Choice Enhancement Project Number: P.002012	100,000	100,000	100,000	-	-	-

* Project expenditures include, but are not limited to, construction costs, design costs, permitting costs, advertising costs during the planning and procurement phase, equipment, work orders, and Program Management fees.

There may be some additional financial activity on these projects as the final payments are made and all of the purchase orders are closed-out. When the projects are closed-out remaining balances (savings) are reported to the School Board and returned to the Capital Reserve.

This is a budget and expenditure activity report, and is not a construction status report. The accompanying introduction and notes are an integral part of this budget activity report.



SMART Program Budget Activity Report

Completed and Meets Standard Projects Detail Schedule for Quarter Ended September 30, 2020



GOB Referendum Approved by Voters on 11/4/2014 - 70 Months Since Approval

School/ Project	Original Budget	Current Budget	Prior Years Expenditures	Commitments	Current Year Expenditures	Balance
Dave Thomas Education Center-West						
Wireless Network Upgrade and CAT 6 Data Port Upgrade Project Number: 203185003	62,000	36,191	36,191	-	-	-
Music Instruments Project Number: 203185009	50,000	-	-	-	-	-
School Choice Enhancement Project Number: P.001800	100,000	100,000	100,000	-	-	-
Davie Elementary School						
Additional Computers to Close Gap Project Number: 280185002	202,000	201,909	201,909	-	-	-
Wireless Network Upgrade and CAT 6 Data Port Upgrade Project Number: 280185003	88,000	56,770	56,770	-	-	-
Music Instruments Project Number: 280185009	50,000	50,000	49,987	-	-	13
School Choice Enhancement Project Number: P.002182	100,000	100,000	97,148	2,499	-	353
Deerfield Beach Elementary School						
Additional Computers to Close Gap Project Number: 001185002	207,000	206,934	206,934	-	-	-
Wireless Network Upgrade and CAT 6 Data Port Upgrade Project Number: 001185003	85,000	56,136	56,136	-	-	-
Music Instruments Project Number: 001185009	50,000	50,000	50,000	-	-	-
School Choice Enhancement Project Number: P.001960	100,000	100,000	94,652	4,842	-	506

* Project expenditures include, but are not limited to, construction costs, design costs, permitting costs, advertising costs during the planning and procurement phase, equipment, work orders, and Program Management fees.

There may be some additional financial activity on these projects as the final payments are made and all of the purchase orders are closed-out. When the projects are closed-out remaining balances (savings) are reported to the School Board and returned to the Capital Reserve.

This is a budget and expenditure activity report, and is not a construction status report.
The accompanying introduction and notes are an integral part of this budget activity report.



SMART Program Budget Activity Report

Completed and Meets Standard Projects Detail Schedule for Quarter Ended September 30, 2020



GOB Referendum Approved by Voters on 11/4/2014 - 70 Months Since Approval

School/ Project	Original Budget	Current Budget	Prior Years Expenditures	Commitments	Current Year Expenditures	Balance
Deerfield Beach High School						
Technology Infrastructure Upgrade Project Number: 171185001	13,000	11,373	11,373	-	-	-
Additional Computers to Close Gap Project Number: 171185002	492,000	491,967	491,967	-	-	-
Wireless Network Upgrade and CAT 6 Data Port Upgrade Project Number: 171185003	238,000	166,021	166,021	-	-	-
Weight Room Renovation Project Number: P.002157	121,000	121,000	119,624	-	-	1,376
Deerfield Beach Middle School						
Additional Computers to Close Gap Project Number: 091185002	155,000	154,908	154,908	-	-	-
Wireless Network Upgrade and CAT 6 Data Port Upgrade Project Number: 091185003	69,000	68,965	68,965	-	-	-
Music Instruments Project Number: 091185009	30,000	30,000	12,470	-	-	17,530
School Choice Enhancement Project Number: P.002393	100,000	100,000	89,534	9,368	-	1,098
Deerfield Park Elementary School						
Additional Computers to Close Gap Project Number: 039185002	166,000	165,785	165,785	-	-	-
Wireless Network Upgrade and CAT 6 Data Port Upgrade Project Number: 039185003	45,000	40,814	40,814	-	-	-

* Project expenditures include, but are not limited to, construction costs, design costs, permitting costs, advertising costs during the planning and procurement phase, equipment, work orders, and Program Management fees.

There may be some additional financial activity on these projects as the final payments are made and all of the purchase orders are closed-out. When the projects are closed-out remaining balances (savings) are reported to the School Board and returned to the Capital Reserve.

This is a budget and expenditure activity report, and is not a construction status report. The accompanying introduction and notes are an integral part of this budget activity report.



SMART Program Budget Activity Report

Completed and Meets Standard Projects Detail Schedule for Quarter Ended September 30, 2020



GOB Referendum Approved by Voters on 11/4/2014 - 70 Months Since Approval

School/ Project	Original Budget	Current Budget	Prior Years Expenditures	Commitments	Current Year Expenditures	Balance
Deerfield Park Elementary School						
Music Instruments Project Number: 039185009	50,000	50,000	46,634	-	-	3,366
Dillard 6-12 School						
Additional Computers to Close Gap Project Number: 037185002	199,000	198,911	198,911	-	-	-
Wireless Network Upgrade and CAT 6 Data Port Upgrade Project Number: 037185003	251,000	190,021	190,021	-	-	-
Music Instruments Project Number: 037185009	300,000	300,000	299,999	-	-	1
Weight Room Renovation Project Number: P.001930	121,000	121,000	119,199	1,801	-	-
School Choice Enhancement Project Number: P.002078	100,000	100,000	97,873	-	-	2,127
Dillard Elementary School						
Additional Computers to Close Gap Project Number: 027185002	29,000	28,768	28,768	-	-	-
Wireless Network Upgrade and CAT 6 Data Port Upgrade Project Number: 027185003	44,000	43,761	43,761	-	-	0
Music Instruments Project Number: 027185009	50,000	50,000	49,850	-	-	150
Discovery Elementary School						
Technology Infrastructure Upgrade Project Number: 396285001	4,000	3,865	3,865	-	-	-

* Project expenditures include, but are not limited to, construction costs, design costs, permitting costs, advertising costs during the planning and procurement phase, equipment, work orders, and Program Management fees.

There may be some additional financial activity on these projects as the final payments are made and all of the purchase orders are closed-out. When the projects are closed-out remaining balances (savings) are reported to the School Board and returned to the Capital Reserve.

This is a budget and expenditure activity report, and is not a construction status report.
The accompanying introduction and notes are an integral part of this budget activity report.



SMART Program Budget Activity Report

Completed and Meets Standard Projects Detail Schedule for Quarter Ended September 30, 2020



GOB Referendum Approved by Voters on 11/4/2014 - 70 Months Since Approval

School/ Project	Original Budget	Current Budget	Prior Years Expenditures	Commitments	Current Year Expenditures	Balance
Discovery Elementary School						
Additional Computers to Close Gap Project Number: 396285002	281,000	280,826	280,826	-	-	-
Wireless Network Upgrade and CAT 6 Data Port Upgrade Project Number: 396285003	28,000	27,468	27,468	-	-	-
Music Instruments Project Number: 396285009	50,000	50,000	40,003	-	-	9,997
School Choice Enhancement Project Number: P.001769	100,000	100,000	89,800	682	9,517	1
HVAC Improvements Project Number: P.002118	150,000	150,000	45,093	-	783	104,124
Discovery Middle Charter School						
Charter School Technology Project Number: 541285004	40,461	40,410	40,410	-	-	-
District Wide - (Facilities Department)						
Single Point of Entry Upgrade Project Number: SP-C85010	12,020,000	16,729,742	10,364,215	-	-	6,365,527
District Wide Non-Facility Funding						
Charter School Technology Project Number: 973185004	1,654,012	-	-	-	-	-
Dolphin Bay Elementary School						
Technology Infrastructure Upgrade Project Number: 375185001	2,000	1,833	1,833	-	-	-
Additional Computers to Close Gap Project Number: 375185002	71,000	70,917	70,917	-	-	-

* Project expenditures include, but are not limited to, construction costs, design costs, permitting costs, advertising costs during the planning and procurement phase, equipment, work orders, and Program Management fees.

There may be some additional financial activity on these projects as the final payments are made and all of the purchase orders are closed-out. When the projects are closed-out remaining balances (savings) are reported to the School Board and returned to the Capital Reserve.

This is a budget and expenditure activity report, and is not a construction status report.
The accompanying introduction and notes are an integral part of this budget activity report.



SMART Program Budget Activity Report

Completed and Meets Standard Projects Detail Schedule for Quarter Ended September 30, 2020



GOB Referendum Approved by Voters on 11/4/2014 - 70 Months Since Approval

School/ Project	Original Budget	Current Budget	Prior Years Expenditures	Commitments	Current Year Expenditures	Balance
Dolphin Bay Elementary School						
Wireless Network Upgrade and CAT 6 Data Port Upgrade Project Number: 375185003	84,000	83,327	83,327	-	-	-
Music Instruments Project Number: 375185009	50,000	50,000	43,718	-	-	6,282
School Choice Enhancement Project Number: P.001958	100,000	100,000	100,000	-	-	-
Drew, Charles Elementary School						
Additional Computers to Close Gap Project Number: 322185002	121,000	120,822	120,822	-	-	-
Wireless Network Upgrade and CAT 6 Data Port Upgrade Project Number: 322185003	22,000	21,426	21,426	-	-	-
Music Instruments Project Number: 322185009	50,000	50,000	25,185	-	24,795	20
School Choice Enhancement Project Number: P.002124	100,000	100,000	99,997	-	-	3
Drew, Charles Family Resource Center						
Technology Infrastructure Upgrade Project Number: 030185001	31,000	17,017	17,017	-	-	-
Wireless Network Upgrade and CAT 6 Data Port Upgrade Project Number: 030185003	37,000	11,954	11,954	-	-	-
Music Instruments Project Number: 030185009	50,000	-	-	-	-	-
School Choice Enhancement Project Number: P.002029	100,000	100,000	99,841	-	-	159

* Project expenditures include, but are not limited to, construction costs, design costs, permitting costs, advertising costs during the planning and procurement phase, equipment, work orders, and Program Management fees.

There may be some additional financial activity on these projects as the final payments are made and all of the purchase orders are closed-out. When the projects are closed-out remaining balances (savings) are reported to the School Board and returned to the Capital Reserve.

This is a budget and expenditure activity report, and is not a construction status report.
The accompanying introduction and notes are an integral part of this budget activity report.



SMART Program Budget Activity Report

Completed and Meets Standard Projects Detail Schedule for Quarter Ended September 30, 2020



GOB Referendum Approved by Voters on 11/4/2014 - 70 Months Since Approval

School/ Project	Original Budget	Current Budget	Prior Years Expenditures	Commitments	Current Year Expenditures	Balance
Driftwood Elementary School						
Additional Computers to Close Gap Project Number: 072185002	121,000	120,893	120,893	-	-	-
Wireless Network Upgrade and CAT 6 Data Port Upgrade Project Number: 072185003	74,000	52,543	52,543	-	-	-
Music Instruments Project Number: 072185009	50,000	50,000	49,685	-	-	315
Driftwood Middle School						
Technology Infrastructure Upgrade Project Number: 086185001	8,000	6,061	6,061	-	-	-
Additional Computers to Close Gap Project Number: 086185002	216,000	215,864	215,864	-	-	-
Wireless Network Upgrade and CAT 6 Data Port Upgrade Project Number: 086185003	161,000	142,694	142,694	-	-	-
Music Instruments Project Number: 086185009	100,000	100,000	100,000	-	-	-
School Choice Enhancement Project Number: P.002164	100,000	100,000	100,000	-	-	-
Eagle Point Elementary School						
Technology Infrastructure Upgrade Project Number: 346185001	168,000	162,880	162,880	-	-	-
Additional Computers to Close Gap Project Number: 346185002	218,000	217,937	217,937	-	-	-

* Project expenditures include, but are not limited to, construction costs, design costs, permitting costs, advertising costs during the planning and procurement phase, equipment, work orders, and Program Management fees.

There may be some additional financial activity on these projects as the final payments are made and all of the purchase orders are closed-out. When the projects are closed-out remaining balances (savings) are reported to the School Board and returned to the Capital Reserve.

This is a budget and expenditure activity report, and is not a construction status report.
The accompanying introduction and notes are an integral part of this budget activity report.



SMART Program Budget Activity Report

Completed and Meets Standard Projects Detail Schedule for Quarter Ended September 30, 2020



GOB Referendum Approved by Voters on 11/4/2014 - 70 Months Since Approval

School/ Project	Original Budget	Current Budget	Prior Years Expenditures	Commitments	Current Year Expenditures	Balance
Eagle Point Elementary School						
Wireless Network Upgrade and CAT 6 Data Port Upgrade Project Number: 346185003	132,000	84,388	84,388	-	-	-
Music Instruments Project Number: 346185009	50,000	50,000	43,674	6,278	-	48
School Choice Enhancement Project Number: P.001708	100,000	100,000	99,889	-	-	111
Eagle Ridge Elementary School						
Technology Infrastructure Upgrade Project Number: 344185001	37,000	29,921	29,921	-	-	-
Additional Computers to Close Gap Project Number: 344185002	150,000	149,915	149,915	-	-	-
Wireless Network Upgrade and CAT 6 Data Port Upgrade Project Number: 344185003	75,000	59,357	59,357	-	-	-
Music Instruments Project Number: 344185009	50,000	50,000	43,721	-	6,278	1
School Choice Enhancement Project Number: P.001797	100,000	100,000	100,000	-	-	-
Eagles' Nest Elementary Charter School						
Charter School Technology Project Number: 535585004	60,841	60,817	60,817	-	-	-
Eagles' Nest Middle Charter School						
Charter School Technology Project Number: 535685004	33,268	33,247	33,247	-	-	-

* Project expenditures include, but are not limited to, construction costs, design costs, permitting costs, advertising costs during the planning and procurement phase, equipment, work orders, and Program Management fees.

There may be some additional financial activity on these projects as the final payments are made and all of the purchase orders are closed-out. When the projects are closed-out remaining balances (savings) are reported to the School Board and returned to the Capital Reserve.

This is a budget and expenditure activity report, and is not a construction status report.
The accompanying introduction and notes are an integral part of this budget activity report.



SMART Program Budget Activity Report

Completed and Meets Standard Projects Detail Schedule for Quarter Ended September 30, 2020



GOB Referendum Approved by Voters on 11/4/2014 - 70 Months Since Approval

School/ Project	Original Budget	Current Budget	Prior Years Expenditures	Commitments	Current Year Expenditures	Balance
Ely, Blanche High School						
Technology Infrastructure Upgrade Project Number: 036185001	11,000	-	-	-	-	-
Additional Computers to Close Gap Project Number: 036185002	435,000	434,767	434,767	-	-	-
Wireless Network Upgrade and CAT 6 Data Port Upgrade Project Number: 036185003	141,000	113,343	113,343	-	-	-
Music Instruments Project Number: 036185009	300,000	300,000	299,970	-	-	30
Weight Room Renovation Project Number: P.001931	121,000	121,000	117,354	3,395	-	251
School Choice Enhancement Project Number: P.002230	100,000	100,000	100,000	-	-	-
Embassy Creek Elementary School						
Technology Infrastructure Upgrade Project Number: 319185001	106,000	84,488	84,488	-	-	-
Additional Computers to Close Gap Project Number: 319185002	292,000	291,808	291,808	-	-	-
Wireless Network Upgrade and CAT 6 Data Port Upgrade Project Number: 319185003	81,000	64,561	64,561	-	-	-
Music Instruments Project Number: 319185009	50,000	50,000	47,849	-	-	2,151
School Choice Enhancement Project Number: P.001994	100,000	100,000	100,000	-	-	-

* Project expenditures include, but are not limited to, construction costs, design costs, permitting costs, advertising costs during the planning and procurement phase, equipment, work orders, and Program Management fees.

There may be some additional financial activity on these projects as the final payments are made and all of the purchase orders are closed-out. When the projects are closed-out remaining balances (savings) are reported to the School Board and returned to the Capital Reserve.

This is a budget and expenditure activity report, and is not a construction status report. The accompanying introduction and notes are an integral part of this budget activity report.



SMART Program Budget Activity Report

Completed and Meets Standard Projects Detail Schedule for Quarter Ended September 30, 2020



GOB Referendum Approved by Voters on 11/4/2014 - 70 Months Since Approval

School/ Project	Original Budget	Current Budget	Prior Years Expenditures	Commitments	Current Year Expenditures	Balance
Endeavour Primary Learning Center						
Additional Computers to Close Gap Project Number: 330185002	81,000	80,997	80,997	-	-	-
Wireless Network Upgrade and CAT 6 Data Port Upgrade Project Number: 330185003	21,000	20,240	20,240	-	-	-
Music Instruments Project Number: 330185009	50,000	50,000	49,397	524	79	-
Everglades Elementary School						
Technology Infrastructure Upgrade Project Number: 294285001	149,000	107,952	107,952	-	-	-
Additional Computers to Close Gap Project Number: 294285002	245,000	244,923	244,923	-	-	-
Wireless Network Upgrade and CAT 6 Data Port Upgrade Project Number: 294285003	53,000	51,918	51,918	-	-	-
Music Instruments Project Number: 294285009	50,000	50,000	49,780	178	-	42
Everglades High School						
Technology Infrastructure Upgrade Project Number: 373185001	424,000	306,433	306,433	-	-	-
Additional Computers to Close Gap Project Number: 373185002	567,000	566,863	566,863	-	-	-
Wireless Network Upgrade and CAT 6 Data Port Upgrade Project Number: 373185003	152,000	132,292	132,292	-	-	-

* Project expenditures include, but are not limited to, construction costs, design costs, permitting costs, advertising costs during the planning and procurement phase, equipment, work orders, and Program Management fees.

There may be some additional financial activity on these projects as the final payments are made and all of the purchase orders are closed-out. When the projects are closed-out remaining balances (savings) are reported to the School Board and returned to the Capital Reserve.

This is a budget and expenditure activity report, and is not a construction status report.
The accompanying introduction and notes are an integral part of this budget activity report.



SMART Program Budget Activity Report

Completed and Meets Standard Projects Detail Schedule for Quarter Ended September 30, 2020



GOB Referendum Approved by Voters on 11/4/2014 - 70 Months Since Approval

School/ Project	Original Budget	Current Budget	Prior Years Expenditures	Commitments	Current Year Expenditures	Balance
Everglades High School						
Music Instruments Project Number: 373185009	300,000	300,000	299,850	149	-	1
Weight Room Renovation Project Number: P.002056	121,000	121,000	120,999	-	-	1
School Choice Enhancement Project Number: P.002139	100,000	100,000	99,983	-	-	17
Excelsior Charter of Broward						
Charter School Technology Project Number: 539385004	51,850	51,830	51,830	-	-	-
Fairway Elementary School						
Additional Computers to Close Gap Project Number: 164185002	138,000	137,991	137,991	-	-	-
Wireless Network Upgrade and CAT 6 Data Port Upgrade Project Number: 164185003	93,000	68,009	68,009	-	-	-
Music Instruments Project Number: 164185009	50,000	50,000	49,569	-	-	431
School Choice Enhancement Project Number: P.001810	100,000	100,000	99,999	-	-	1
Falcon Cove Middle School						
Technology Infrastructure Upgrade Project Number: 362285001	111,000	54,926	54,926	-	-	-
Additional Computers to Close Gap Project Number: 362285002	439,000	438,970	438,970	-	-	-

* Project expenditures include, but are not limited to, construction costs, design costs, permitting costs, advertising costs during the planning and procurement phase, equipment, work orders, and Program Management fees.

There may be some additional financial activity on these projects as the final payments are made and all of the purchase orders are closed-out. When the projects are closed-out remaining balances (savings) are reported to the School Board and returned to the Capital Reserve.

This is a budget and expenditure activity report, and is not a construction status report. The accompanying introduction and notes are an integral part of this budget activity report.



SMART Program Budget Activity Report

Completed and Meets Standard Projects Detail Schedule for Quarter Ended September 30, 2020



GOB Referendum Approved by Voters on 11/4/2014 - 70 Months Since Approval

School/ Project	Original Budget	Current Budget	Prior Years Expenditures	Commitments	Current Year Expenditures	Balance
Falcon Cove Middle School						
Wireless Network Upgrade and CAT 6 Data Port Upgrade Project Number: 362285003	28,000	24,853	24,853	-	-	-
Music Instruments Project Number: 362285009	100,000	100,000	99,998	-	-	2
School Choice Enhancement Project Number: P.002013	100,000	100,000	99,998	-	-	2
Flamingo Elementary School						
Technology Infrastructure Upgrade Project Number: 254185001	21,000	16,410	16,410	-	-	-
Additional Computers to Close Gap Project Number: 254185002	158,000	158,000	158,000	-	-	-
Wireless Network Upgrade and CAT 6 Data Port Upgrade Project Number: 254185003	88,000	49,598	49,598	-	-	-
Music Instruments Project Number: 254185009	50,000	50,000	49,999	-	-	1
School Choice Enhancement Project Number: P.002123	100,000	100,000	100,000	-	-	-
Flanagan, Charles W. High School						
Technology Infrastructure Upgrade Project Number: 339185001	417,000	416,988	416,988	-	-	-
Additional Computers to Close Gap Project Number: 339185002	327,000	326,941	326,941	-	-	-

* Project expenditures include, but are not limited to, construction costs, design costs, permitting costs, advertising costs during the planning and procurement phase, equipment, work orders, and Program Management fees.

There may be some additional financial activity on these projects as the final payments are made and all of the purchase orders are closed-out. When the projects are closed-out remaining balances (savings) are reported to the School Board and returned to the Capital Reserve.

This is a budget and expenditure activity report, and is not a construction status report.
The accompanying introduction and notes are an integral part of this budget activity report.



SMART Program Budget Activity Report

Completed and Meets Standard Projects Detail Schedule for Quarter Ended September 30, 2020



GOB Referendum Approved by Voters on 11/4/2014 - 70 Months Since Approval

School/ Project	Original Budget	Current Budget	Prior Years Expenditures	Commitments	Current Year Expenditures	Balance
Flanagan, Charles W. High School						
Wireless Network Upgrade and CAT 6 Data Port Upgrade Project Number: 339185003	138,000	120,770	120,770	-	-	-
Music Instruments Project Number: 339185009	300,000	300,000	299,334	-	-	666
Building Envelope Improvements (Roof, Window, Ext Wall, etc.), CR Addition to allow for removal of portable buildings, HVAC Improvements Project Number: P.001847	8,533,000	15,326,361	12,066,863	1,150,045	84,659	2,024,794
Weight Room Renovation Project Number: P.002057	121,000	121,000	113,467	7,500	-	33
Track Resurfacing Project Number: P.002075	300,000	300,000	181,766	2,346	-	115,888
Floranada Elementary School						
Technology Infrastructure Upgrade Project Number: 085185001	30,000	16,917	16,917	-	-	-
Additional Computers to Close Gap Project Number: 085185002	228,000	227,923	227,923	-	-	-
Wireless Network Upgrade and CAT 6 Data Port Upgrade Project Number: 085185003	47,000	46,433	46,433	-	-	-
Music Instruments Project Number: 085185009	50,000	50,000	45,588	-	-	4,412
School Choice Enhancement Project Number: P.001697	100,000	107,680	89,683	2,867	15,130	-

* Project expenditures include, but are not limited to, construction costs, design costs, permitting costs, advertising costs during the planning and procurement phase, equipment, work orders, and Program Management fees.

There may be some additional financial activity on these projects as the final payments are made and all of the purchase orders are closed-out. When the projects are closed-out remaining balances (savings) are reported to the School Board and returned to the Capital Reserve.

This is a budget and expenditure activity report, and is not a construction status report.
The accompanying introduction and notes are an integral part of this budget activity report.



SMART Program Budget Activity Report

Completed and Meets Standard Projects Detail Schedule for Quarter Ended September 30, 2020



GOB Referendum Approved by Voters on 11/4/2014 - 70 Months Since Approval

School/ Project	Original Budget	Current Budget	Prior Years Expenditures	Commitments	Current Year Expenditures	Balance
Forest Glen Middle School						
Technology Infrastructure Upgrade Project Number: 305185001	209,000	123,890	123,890	-	-	-
Additional Computers to Close Gap Project Number: 305185002	253,000	252,993	252,993	-	-	-
Wireless Network Upgrade and CAT 6 Data Port Upgrade Project Number: 305185003	81,000	76,928	76,928	-	-	-
School Choice Enhancement Project Number: P.002103	100,000	100,000	100,000	-	-	-
Forest Hills Elementary School						
Additional Computers to Close Gap Project Number: 263185002	50,000	49,917	49,917	-	-	-
Wireless Network Upgrade and CAT 6 Data Port Upgrade Project Number: 263185003	85,000	76,300	76,300	-	-	-
Music Instruments Project Number: 263185009	50,000	50,000	25,096	24,795	105	4
Replace existing air handling units with new equipment, etc. Project Number: P.000827	2,100,000	2,100,000	1,019,529	3,784	-	1,076,687
School Choice Enhancement Project Number: P.001787	100,000	100,000	100,000	-	-	-
Fort Lauderdale High School						
Technology Infrastructure Upgrade Project Number: 095185001	9,000	2,704	2,704	-	-	-

* Project expenditures include, but are not limited to, construction costs, design costs, permitting costs, advertising costs during the planning and procurement phase, equipment, work orders, and Program Management fees.

There may be some additional financial activity on these projects as the final payments are made and all of the purchase orders are closed-out. When the projects are closed-out remaining balances (savings) are reported to the School Board and returned to the Capital Reserve.

This is a budget and expenditure activity report, and is not a construction status report. The accompanying introduction and notes are an integral part of this budget activity report.



SMART Program Budget Activity Report

Completed and Meets Standard Projects Detail Schedule for Quarter Ended September 30, 2020



GOB Referendum Approved by Voters on 11/4/2014 - 70 Months Since Approval

School/ Project	Original Budget	Current Budget	Prior Years Expenditures	Commitments	Current Year Expenditures	Balance
Fort Lauderdale High School						
Wireless Network Upgrade and CAT 6 Data Port Upgrade Project Number: 095185003	137,000	102,300	102,300	-	-	-
Music Instruments Project Number: 095185009	300,000	300,000	299,325	669	-	6
Weight Room Renovation Project Number: P.002022	121,000	121,000	121,000	-	-	-
School Choice Enhancement Project Number: P.002102	100,000	100,000	100,000	-	-	-
Fox Trail Elementary School						
Technology Infrastructure Upgrade Project Number: 353185001	17,000	10,233	10,233	-	-	-
Additional Computers to Close Gap Project Number: 353185002	284,000	283,991	283,991	-	-	-
Wireless Network Upgrade and CAT 6 Data Port Upgrade Project Number: 353185003	121,000	78,320	78,320	-	-	-
Music Instruments Project Number: 353185009	50,000	50,000	49,994	-	-	6
School Choice Enhancement Project Number: P.002166	100,000	100,000	91,322	322	4,999	3,357
Franklin Academy A						
Charter School Technology Project Number: 501285004	351,260	351,258	351,258	-	-	-
Franklin Academy B						
Charter School Technology Project Number: 501085004	39,262	39,261	39,261	-	-	-

* Project expenditures include, but are not limited to, construction costs, design costs, permitting costs, advertising costs during the planning and procurement phase, equipment, work orders, and Program Management fees.

There may be some additional financial activity on these projects as the final payments are made and all of the purchase orders are closed-out. When the projects are closed-out remaining balances (savings) are reported to the School Board and returned to the Capital Reserve.

This is a budget and expenditure activity report, and is not a construction status report. The accompanying introduction and notes are an integral part of this budget activity report.



SMART Program Budget Activity Report

Completed and Meets Standard Projects Detail Schedule for Quarter Ended September 30, 2020



GOB Referendum Approved by Voters on 11/4/2014 - 70 Months Since Approval

School/ Project	Original Budget	Current Budget	Prior Years Expenditures	Commitments	Current Year Expenditures	Balance
Gator Run Elementary School						
Technology Infrastructure Upgrade Project Number: 364285001	176,000	113,689	113,689	-	-	-
Additional Computers to Close Gap Project Number: 364285002	284,000	283,859	283,859	-	-	-
Wireless Network Upgrade and CAT 6 Data Port Upgrade Project Number: 364285003	127,000	68,163	68,163	-	-	-
Music Instruments Project Number: 364285009	50,000	50,000	46,530	-	-	3,470
School Choice Enhancement Project Number: P.002008	100,000	100,000	98,037	-	-	1,963
Glades Middle School						
Additional Computers to Close Gap Project Number: 202185002	281,000	280,980	280,980	-	-	-
Wireless Network Upgrade and CAT 6 Data Port Upgrade Project Number: 202185003	25,000	23,295	23,294	-	-	1
Music Instruments Project Number: 202185009	100,000	100,000	99,059	936	-	5
School Choice Enhancement Project Number: P.001927	100,000	100,000	99,673	215	-	112
Griffin Elementary School						
Technology Infrastructure Upgrade Project Number: 285185001	26,000	24,681	24,681	-	-	-

* Project expenditures include, but are not limited to, construction costs, design costs, permitting costs, advertising costs during the planning and procurement phase, equipment, work orders, and Program Management fees.

There may be some additional financial activity on these projects as the final payments are made and all of the purchase orders are closed-out. When the projects are closed-out remaining balances (savings) are reported to the School Board and returned to the Capital Reserve.

This is a budget and expenditure activity report, and is not a construction status report. The accompanying introduction and notes are an integral part of this budget activity report.



SMART Program Budget Activity Report

Completed and Meets Standard Projects Detail Schedule for Quarter Ended September 30, 2020



GOB Referendum Approved by Voters on 11/4/2014 - 70 Months Since Approval

School/ Project	Original Budget	Current Budget	Prior Years Expenditures	Commitments	Current Year Expenditures	Balance
Griffin Elementary School						
Additional Computers to Close Gap Project Number: 285185002	151,000	150,993	150,993	-	-	-
Wireless Network Upgrade and CAT 6 Data Port Upgrade Project Number: 285185003	80,000	46,648	46,648	-	-	-
Music Instruments Project Number: 285185009	50,000	50,000	49,999	-	-	1
School Choice Enhancement Project Number: P.001777	100,000	100,000	99,979	-	-	21
Gulfstream Academy of Hallandale Beach K-8(Hallandale Adult & Community Center)						
Technology Infrastructure Upgrade Project Number: 059285001	143,000	128,656	128,656	-	-	-
Wireless Network Upgrade and CAT 6 Data Port Upgrade Project Number: 059285003	136,000	73,519	73,519	-	-	-
Music Instruments Project Number: 059285009	50,000	-	-	-	-	-
Re-Roof Buildings #13 & 14 Project Number: P.001616	383,000	383,000	351,539	-	-	31,461
School Choice Enhancement Project Number: P.001887	100,000	100,000	100,000	-	-	-
Gulfstream Academy of Hallandale Beach K-8(Hallandale Elementary School)						
Technology Infrastructure Upgrade Project Number: 013185001	139,000	77,263	77,263	-	-	-

* Project expenditures include, but are not limited to, construction costs, design costs, permitting costs, advertising costs during the planning and procurement phase, equipment, work orders, and Program Management fees.

There may be some additional financial activity on these projects as the final payments are made and all of the purchase orders are closed-out. When the projects are closed-out remaining balances (savings) are reported to the School Board and returned to the Capital Reserve.

This is a budget and expenditure activity report, and is not a construction status report. The accompanying introduction and notes are an integral part of this budget activity report.



SMART Program Budget Activity Report

Completed and Meets Standard Projects Detail Schedule for Quarter Ended September 30, 2020



GOB Referendum Approved by Voters on 11/4/2014 - 70 Months Since Approval

School/ Project	Original Budget	Current Budget	Prior Years Expenditures	Commitments	Current Year Expenditures	Balance
Gulfstream Academy of Hallandale Beach K-8(Hallandale Elementary School)						
Additional Computers to Close Gap Project Number: 013185002	204,000	203,960	203,960	-	-	-
Wireless Network Upgrade and CAT 6 Data Port Upgrade Project Number: 013185003	82,000	59,742	59,742	-	-	-
Music Instruments Project Number: 013185009	50,000	100,000	79,156	-	-	20,844
Gulfstream Early Learning Center of Excellence						
Additional Computers to Close Gap Project Number: 393185002	46,000	45,772	45,772	-	-	-
Wireless Network Upgrade and CAT 6 Data Port Upgrade Project Number: 393185003	89,000	32,087	-	-	-	32,087
Music Instruments Project Number: 393185009	100,000	-	-	-	-	-
Hallandale High School						
Technology Infrastructure Upgrade Project Number: 040385001	9,000	1,568	1,568	-	-	-
Additional Computers to Close Gap Project Number: 040385002	245,000	244,957	244,957	-	-	-
Wireless Network Upgrade and CAT 6 Data Port Upgrade Project Number: 040385003	152,000	131,164	131,164	-	-	-

* Project expenditures include, but are not limited to, construction costs, design costs, permitting costs, advertising costs during the planning and procurement phase, equipment, work orders, and Program Management fees.

There may be some additional financial activity on these projects as the final payments are made and all of the purchase orders are closed-out. When the projects are closed-out remaining balances (savings) are reported to the School Board and returned to the Capital Reserve.

This is a budget and expenditure activity report, and is not a construction status report.
The accompanying introduction and notes are an integral part of this budget activity report.



SMART Program Budget Activity Report

Completed and Meets Standard Projects Detail Schedule for Quarter Ended September 30, 2020



GOB Referendum Approved by Voters on 11/4/2014 - 70 Months Since Approval

School/ Project	Original Budget	Current Budget	Prior Years Expenditures	Commitments	Current Year Expenditures	Balance
Hallandale High School						
Music Instruments Project Number: 040385009	300,000	300,000	299,963	-	-	37
Track Resurfacing Project Number: P.002076	300,000	300,000	186,744	7,710	-	105,546
Weight Room Renovation Project Number: P.002158	121,000	121,000	120,956	-	-	44
Harbordale Elementary School						
Technology Infrastructure Upgrade Project Number: 049185001	36,000	23,058	23,058	-	-	-
Additional Computers to Close Gap Project Number: 049185002	104,000	103,993	103,993	-	-	-
Wireless Network Upgrade and CAT 6 Data Port Upgrade Project Number: 049185003	45,000	25,301	25,301	-	-	-
Music Instruments Project Number: 049185009	50,000	50,000	48,374	-	-	1,626
Hawkes Bluff Elementary School						
Technology Infrastructure Upgrade Project Number: 313185001	127,000	83,572	83,572	-	-	-
Additional Computers to Close Gap Project Number: 313185002	152,000	151,696	151,696	-	-	-
Wireless Network Upgrade and CAT 6 Data Port Upgrade Project Number: 313185003	114,000	60,754	60,754	-	-	-

* Project expenditures include, but are not limited to, construction costs, design costs, permitting costs, advertising costs during the planning and procurement phase, equipment, work orders, and Program Management fees.

There may be some additional financial activity on these projects as the final payments are made and all of the purchase orders are closed-out. When the projects are closed-out remaining balances (savings) are reported to the School Board and returned to the Capital Reserve.

This is a budget and expenditure activity report, and is not a construction status report.
The accompanying introduction and notes are an integral part of this budget activity report.



SMART Program Budget Activity Report

Completed and Meets Standard Projects Detail Schedule for Quarter Ended September 30, 2020



GOB Referendum Approved by Voters on 11/4/2014 - 70 Months Since Approval

School/ Project	Original Budget	Current Budget	Prior Years Expenditures	Commitments	Current Year Expenditures	Balance
Hawkes Bluff Elementary School						
Music Instruments Project Number: 313185009	50,000	50,000	49,960	-	-	40
School Choice Enhancement Project Number: P.001843	100,000	100,000	99,815	-	-	185
Henry D. Perry Education Center						
Technology Infrastructure Upgrade Project Number: 101185001	9,000	-	-	-	-	-
Additional Computers to Close Gap Project Number: 101185002	64,000	63,974	63,974	-	-	-
Wireless Network Upgrade and CAT 6 Data Port Upgrade Project Number: 101185003	139,000	78,994	78,994	-	-	-
School Choice Enhancement Project Number: P.002337	100,000	100,000	100,000	-	-	-
Henry McNeal Turner Learning Academy						
Charter School Technology Project Number: 541885004	24,576	24,668	24,668	-	-	-
Heron Heights Elementary School						
Additional Computers to Close Gap Project Number: 396185002	298,000	297,799	297,799	-	-	-
Wireless Network Upgrade and CAT 6 Data Port Upgrade Project Number: 396185003	20,000	19,997	19,997	-	-	-
Music Instruments Project Number: 396185009	50,000	50,000	36,982	-	-	13,018

* Project expenditures include, but are not limited to, construction costs, design costs, permitting costs, advertising costs during the planning and procurement phase, equipment, work orders, and Program Management fees.

There may be some additional financial activity on these projects as the final payments are made and all of the purchase orders are closed-out. When the projects are closed-out remaining balances (savings) are reported to the School Board and returned to the Capital Reserve.

This is a budget and expenditure activity report, and is not a construction status report. The accompanying introduction and notes are an integral part of this budget activity report.



SMART Program Budget Activity Report

Completed and Meets Standard Projects Detail Schedule for Quarter Ended September 30, 2020



GOB Referendum Approved by Voters on 11/4/2014 - 70 Months Since Approval

School/ Project	Original Budget	Current Budget	Prior Years Expenditures	Commitments	Current Year Expenditures	Balance
Hollywood Academy of Arts and Science Elementary						
Charter School Technology Project Number: 532585004	311,399	311,392	311,392	-	-	-
Hollywood Academy of Arts and Science Middle						
Charter School Technology Project Number: 536285004	139,365	139,358	139,358	-	-	-
Hollywood Central Elementary School						
Technology Infrastructure Upgrade Project Number: 012185001	26,000	12,199	12,199	-	-	-
Additional Computers to Close Gap Project Number: 012185002	119,000	118,908	118,908	-	-	-
Wireless Network Upgrade and CAT 6 Data Port Upgrade Project Number: 012185003	76,000	51,725	51,725	-	-	-
Music Instruments Project Number: 012185009	50,000	50,000	43,721	-	6,278	1
Hollywood Hills Elementary School						
Additional Computers to Close Gap Project Number: 011185002	189,000	188,866	188,866	-	-	-
Wireless Network Upgrade and CAT 6 Data Port Upgrade Project Number: 011185003	126,000	1,325	1,325	-	-	-
Music Instruments Project Number: 011185009	50,000	50,000	49,289	675	-	36

* Project expenditures include, but are not limited to, construction costs, design costs, permitting costs, advertising costs during the planning and procurement phase, equipment, work orders, and Program Management fees.

There may be some additional financial activity on these projects as the final payments are made and all of the purchase orders are closed-out. When the projects are closed-out remaining balances (savings) are reported to the School Board and returned to the Capital Reserve.

This is a budget and expenditure activity report, and is not a construction status report. The accompanying introduction and notes are an integral part of this budget activity report.



SMART Program Budget Activity Report

Completed and Meets Standard Projects Detail Schedule for Quarter Ended September 30, 2020



GOB Referendum Approved by Voters on 11/4/2014 - 70 Months Since Approval

School/ Project	Original Budget	Current Budget	Prior Years Expenditures	Commitments	Current Year Expenditures	Balance
Hollywood Hills High School						
Technology Infrastructure Upgrade Project Number: 166185001	64,000	53,175	53,175	-	-	-
Additional Computers to Close Gap Project Number: 166185002	417,000	416,991	416,991	-	-	-
Wireless Network Upgrade and CAT 6 Data Port Upgrade Project Number: 166185003	235,000	114,408	114,408	-	-	-
Music Instruments Project Number: 166185009	300,000	300,000	295,544	757	-	3,699
School Choice Enhancement Project Number: P.001913	100,000	100,000	99,988	-	-	12
Weight Room Renovation Project Number: P.002014	121,000	121,000	120,849	85	-	66
Track Resurfacing Project Number: P.002077	300,000	300,000	276,746	12,123	-	11,131
Hollywood Park Elementary School						
Additional Computers to Close Gap Project Number: 176185002	121,000	120,947	120,947	-	-	-
Wireless Network Upgrade and CAT 6 Data Port Upgrade Project Number: 176185003	72,000	43,004	43,004	-	-	-
Music Instruments Project Number: 176185009	50,000	50,000	49,999	-	-	1
School Choice Enhancement Project Number: P.002028	100,000	100,000	97,334	2,490	-	176

* Project expenditures include, but are not limited to, construction costs, design costs, permitting costs, advertising costs during the planning and procurement phase, equipment, work orders, and Program Management fees.

There may be some additional financial activity on these projects as the final payments are made and all of the purchase orders are closed-out. When the projects are closed-out remaining balances (savings) are reported to the School Board and returned to the Capital Reserve.

This is a budget and expenditure activity report, and is not a construction status report. The accompanying introduction and notes are an integral part of this budget activity report.



SMART Program Budget Activity Report

Completed and Meets Standard Projects Detail Schedule for Quarter Ended September 30, 2020



GOB Referendum Approved by Voters on 11/4/2014 - 70 Months Since Approval

School/ Project	Original Budget	Current Budget	Prior Years Expenditures	Commitments	Current Year Expenditures	Balance
Horizon Elementary School						
Additional Computers to Close Gap Project Number: 253185002	117,000	116,902	116,902	-	-	-
Wireless Network Upgrade and CAT 6 Data Port Upgrade Project Number: 253185003	83,000	55,369	55,369	-	-	-
Music Instruments Project Number: 253185009	50,000	50,000	49,949	-	-	51
School Choice Enhancement Project Number: P.002231	100,000	100,000	100,000	-	-	-
Hunt, James S. Elementary School						
Additional Computers to Close Gap Project Number: 197185002	190,000	189,620	189,620	-	-	-
Wireless Network Upgrade and CAT 6 Data Port Upgrade Project Number: 197185003	94,000	60,906	60,906	-	-	-
Music Instruments Project Number: 197185009	50,000	50,000	49,638	-	-	362
School Choice Enhancement Project Number: P.002380	100,000	100,000	93,764	-	3,413	2,823
Imagine Charter School at Weston						
Charter School Technology Project Number: 511185004	222,085	222,051	222,051	-	-	-
Imagine Elementary at North Lauderdale Charter School						
Charter School Technology Project Number: 517185004	162,443	162,438	162,438	-	-	-

* Project expenditures include, but are not limited to, construction costs, design costs, permitting costs, advertising costs during the planning and procurement phase, equipment, work orders, and Program Management fees.

There may be some additional financial activity on these projects as the final payments are made and all of the purchase orders are closed-out. When the projects are closed-out remaining balances (savings) are reported to the School Board and returned to the Capital Reserve.

This is a budget and expenditure activity report, and is not a construction status report. The accompanying introduction and notes are an integral part of this budget activity report.



SMART Program Budget Activity Report

Completed and Meets Standard Projects Detail Schedule for Quarter Ended September 30, 2020



GOB Referendum Approved by Voters on 11/4/2014 - 70 Months Since Approval

School/ Project	Original Budget	Current Budget	Prior Years Expenditures	Commitments	Current Year Expenditures	Balance
Imagine Schools at Broward						
Charter School Technology Project Number: 502485004	258,949	258,938	258,938	-	-	-
Indian Ridge Middle School						
Technology Infrastructure Upgrade Project Number: 347185001	327,000	196,810	196,810	-	-	-
Additional Computers to Close Gap Project Number: 347185002	245,000	244,986	244,986	-	-	-
Wireless Network Upgrade and CAT 6 Data Port Upgrade Project Number: 347185003	18,000	3,979	3,979	-	-	-
Music Instruments Project Number: 347185009	100,000	100,000	99,997	-	-	3
School Choice Enhancement Project Number: P.001803	100,000	100,000	99,948	-	-	52
Indian Trace Elementary School						
Technology Infrastructure Upgrade Project Number: 318185001	52,000	50,990	50,990	-	-	-
Additional Computers to Close Gap Project Number: 318185002	111,000	110,905	110,905	-	-	-
Wireless Network Upgrade and CAT 6 Data Port Upgrade Project Number: 318185003	46,000	43,737	43,737	-	-	-
Music Instruments Project Number: 318185009	50,000	50,000	49,997	-	-	3

* Project expenditures include, but are not limited to, construction costs, design costs, permitting costs, advertising costs during the planning and procurement phase, equipment, work orders, and Program Management fees.

There may be some additional financial activity on these projects as the final payments are made and all of the purchase orders are closed-out. When the projects are closed-out remaining balances (savings) are reported to the School Board and returned to the Capital Reserve.

This is a budget and expenditure activity report, and is not a construction status report. The accompanying introduction and notes are an integral part of this budget activity report.



SMART Program Budget Activity Report

Completed and Meets Standard Projects Detail Schedule for Quarter Ended September 30, 2020



GOB Referendum Approved by Voters on 11/4/2014 - 70 Months Since Approval

School/ Project	Original Budget	Current Budget	Prior Years Expenditures	Commitments	Current Year Expenditures	Balance
Indian Trace Elementary School						
School Choice Enhancement Project Number: P.002226	100,000	100,000	96,028	-	-	3,972
Kidz Choice Charter						
Charter School Technology Project Number: 540985004	32,069	32,063	32,063	-	-	-
King, Martin Luther (Dr. Martin Luther King, Jr. Montessori Academy)						
Additional Computers to Close Gap Project Number: 161185002	43,000	42,892	42,892	-	-	-
Wireless Network Upgrade and CAT 6 Data Port Upgrade Project Number: 161185003	49,000	36,085	36,085	-	-	-
Music Instruments Project Number: 161185009	50,000	50,000	50,000	-	-	-
Building Envelope Improvements (Roof, Window, Ext Wall, etc.), Fire Sprinklers, HVAC Improvements Project Number: P.001662	1,061,000	1,061,000	871,496	117,406	5,624	66,474
School Choice Enhancement Project Number: P.001802	100,000	100,000	99,997	-	-	3
Lake Forest Elementary School						
Technology Infrastructure Upgrade Project Number: 083185001	17,000	11,378	11,378	-	-	-
Additional Computers to Close Gap Project Number: 083185002	169,000	168,884	168,884	-	-	-

* Project expenditures include, but are not limited to, construction costs, design costs, permitting costs, advertising costs during the planning and procurement phase, equipment, work orders, and Program Management fees.

There may be some additional financial activity on these projects as the final payments are made and all of the purchase orders are closed-out. When the projects are closed-out remaining balances (savings) are reported to the School Board and returned to the Capital Reserve.

This is a budget and expenditure activity report, and is not a construction status report.
The accompanying introduction and notes are an integral part of this budget activity report.



SMART Program Budget Activity Report

Completed and Meets Standard Projects Detail Schedule for Quarter Ended September 30, 2020



GOB Referendum Approved by Voters on 11/4/2014 - 70 Months Since Approval

School/ Project	Original Budget	Current Budget	Prior Years Expenditures	Commitments	Current Year Expenditures	Balance
Lake Forest Elementary School						
Wireless Network Upgrade and CAT 6 Data Port Upgrade Project Number: 083185003	45,000	32,051	32,051	-	-	-
Music Instruments Project Number: 083185009	50,000	50,000	49,962	36	-	2
Re-roof of Building #4 in accordance with all applicable Codes and Standards Project Number: P.001484	475,000	475,000	348,772	-	-	126,228
Lakeside Elementary School						
Technology Infrastructure Upgrade Project Number: 359185001	128,000	97,362	97,362	-	-	-
Additional Computers to Close Gap Project Number: 359185002	196,000	195,957	195,957	-	-	-
Wireless Network Upgrade and CAT 6 Data Port Upgrade Project Number: 359185003	83,000	53,043	53,043	-	-	-
Music Instruments Project Number: 359185009	50,000	50,000	49,992	-	-	8
Lanier-James Education Center						
Wireless Network Upgrade and CAT 6 Data Port Upgrade Project Number: 040585003	62,000	44,633	44,633	-	-	-
Music Instruments Project Number: 040585009	50,000	-	-	-	-	-
School Choice Enhancement Project Number: P.002025	100,000	100,000	99,664	-	324	12

* Project expenditures include, but are not limited to, construction costs, design costs, permitting costs, advertising costs during the planning and procurement phase, equipment, work orders, and Program Management fees.

There may be some additional financial activity on these projects as the final payments are made and all of the purchase orders are closed-out. When the projects are closed-out remaining balances (savings) are reported to the School Board and returned to the Capital Reserve.

This is a budget and expenditure activity report, and is not a construction status report.
The accompanying introduction and notes are an integral part of this budget activity report.



SMART Program Budget Activity Report

Completed and Meets Standard Projects Detail Schedule for Quarter Ended September 30, 2020



GOB Referendum Approved by Voters on 11/4/2014 - 70 Months Since Approval

School/ Project	Original Budget	Current Budget	Prior Years Expenditures	Commitments	Current Year Expenditures	Balance
Larkdale Elementary School						
Additional Computers to Close Gap Project Number: 062185002	19,000	18,983	18,983	-	-	-
Wireless Network Upgrade and CAT 6 Data Port Upgrade Project Number: 062185003	40,000	35,174	35,174	-	-	-
Music Instruments Project Number: 062185009	50,000	-	-	-	-	-
Lauderdale Lakes Middle School						
Technology Infrastructure Upgrade Project Number: 170185001	9,000	6,582	6,582	-	-	-
Additional Computers to Close Gap Project Number: 170185002	112,000	111,846	111,846	-	-	-
Wireless Network Upgrade and CAT 6 Data Port Upgrade Project Number: 170185003	45,000	43,744	43,744	-	-	-
Music Instruments Project Number: 170185009	100,000	100,000	99,976	-	-	24
School Choice Enhancement Project Number: P.001966	100,000	100,000	65,497	17,000	14,701	2,802
Lauderdale Manors Early Learning and Resource Center						
Wireless Network Upgrade and CAT 6 Data Port Upgrade Project Number: 043185003	11,000	10,996	10,996	-	-	-
Music Instruments Project Number: 043185009	50,000	-	-	-	-	-

* Project expenditures include, but are not limited to, construction costs, design costs, permitting costs, advertising costs during the planning and procurement phase, equipment, work orders, and Program Management fees.

There may be some additional financial activity on these projects as the final payments are made and all of the purchase orders are closed-out. When the projects are closed-out remaining balances (savings) are reported to the School Board and returned to the Capital Reserve.

This is a budget and expenditure activity report, and is not a construction status report.
The accompanying introduction and notes are an integral part of this budget activity report.



SMART Program Budget Activity Report

Completed and Meets Standard Projects Detail Schedule for Quarter Ended September 30, 2020



GOB Referendum Approved by Voters on 11/4/2014 - 70 Months Since Approval

School/ Project	Original Budget	Current Budget	Prior Years Expenditures	Commitments	Current Year Expenditures	Balance
Lauderdale Manors Early Learning and Resource Center						
School Choice Enhancement Project Number: P.001909	100,000	100,000	99,705	256	-	39
Lauderhill 6-12 School						
Technology Infrastructure Upgrade Project Number: 139185001	17,000	-	-	-	-	-
Wireless Network Upgrade and CAT 6 Data Port Upgrade Project Number: 139185003	115,000	103,790	103,790	-	-	-
Music Instruments Project Number: 139185009	300,000	300,000	233,875	-	40,535	25,590
Weight Room Renovation Project Number: P.002048	121,000	121,000	114,790	4,600	-	1,610
Lauderhill-Paul Turner Elementary School						
Additional Computers to Close Gap Project Number: 138185002	165,000	164,988	164,988	-	-	-
Wireless Network Upgrade and CAT 6 Data Port Upgrade Project Number: 138185003	51,000	37,548	37,548	-	-	-
Music Instruments Project Number: 138185009	50,000	50,000	43,721	6,278	-	1
Liberty Elementary School						
Technology Infrastructure Upgrade Project Number: 382185001	26,000	12,834	12,834	-	-	-
Additional Computers to Close Gap Project Number: 382185002	262,000	261,909	261,909	-	-	-

* Project expenditures include, but are not limited to, construction costs, design costs, permitting costs, advertising costs during the planning and procurement phase, equipment, work orders, and Program Management fees.

There may be some additional financial activity on these projects as the final payments are made and all of the purchase orders are closed-out. When the projects are closed-out remaining balances (savings) are reported to the School Board and returned to the Capital Reserve.

This is a budget and expenditure activity report, and is not a construction status report. The accompanying introduction and notes are an integral part of this budget activity report.



SMART Program Budget Activity Report

Completed and Meets Standard Projects Detail Schedule for Quarter Ended September 30, 2020



GOB Referendum Approved by Voters on 11/4/2014 - 70 Months Since Approval

School/ Project	Original Budget	Current Budget	Prior Years Expenditures	Commitments	Current Year Expenditures	Balance
Liberty Elementary School						
Wireless Network Upgrade and CAT 6 Data Port Upgrade Project Number: 382185003	105,000	76,647	76,647	-	-	-
Music Instruments Project Number: 382185009	50,000	50,000	49,933	66	-	1
School Choice Enhancement Project Number: P.001714	100,000	100,000	100,000	-	-	-
Lloyd Estates Elementary School						
Additional Computers to Close Gap Project Number: 109185002	151,000	150,966	150,966	-	-	-
Wireless Network Upgrade and CAT 6 Data Port Upgrade Project Number: 109185003	28,000	24,830	24,830	-	-	-
Music Instruments Project Number: 109185009	50,000	50,000	49,987	-	-	13
School Choice Enhancement Project Number: P.001891	100,000	100,000	99,560	-	-	440
Lyons Creek Middle School						
Technology Infrastructure Upgrade Project Number: 310185001	192,000	165,569	165,569	-	-	-
Additional Computers to Close Gap Project Number: 310185002	225,000	224,979	224,979	-	-	-
Wireless Network Upgrade and CAT 6 Data Port Upgrade Project Number: 310185003	11,000	7,575	7,575	-	-	-

* Project expenditures include, but are not limited to, construction costs, design costs, permitting costs, advertising costs during the planning and procurement phase, equipment, work orders, and Program Management fees.

There may be some additional financial activity on these projects as the final payments are made and all of the purchase orders are closed-out. When the projects are closed-out remaining balances (savings) are reported to the School Board and returned to the Capital Reserve.

This is a budget and expenditure activity report, and is not a construction status report. The accompanying introduction and notes are an integral part of this budget activity report.



SMART Program Budget Activity Report

Completed and Meets Standard Projects Detail Schedule for Quarter Ended September 30, 2020



GOB Referendum Approved by Voters on 11/4/2014 - 70 Months Since Approval

School/ Project	Original Budget	Current Budget	Prior Years Expenditures	Commitments	Current Year Expenditures	Balance
Lyons Creek Middle School						
Music Instruments Project Number: 310185009	100,000	100,000	99,930	-	-	70
Manatee Bay Elementary School						
Technology Infrastructure Upgrade Project Number: 384185001	65,000	40,991	40,991	-	-	-
Additional Computers to Close Gap Project Number: 384185002	304,000	303,892	303,892	-	-	-
Wireless Network Upgrade and CAT 6 Data Port Upgrade Project Number: 384185003	113,000	76,077	76,077	-	-	-
Music Instruments Project Number: 384185009	50,000	50,000	49,998	-	-	2
Art Room Renovation and Equipment, Building Envelope Improvements (Roof, Window, Ext Wall, etc.), Conversion of Existing Space to Music and/or Art Lab(s), HVAC Improvements, Music Room Renovation Project Number: P.001759	1,759,000	2,384,661	2,278,862	12,590	-	93,209
School Choice Enhancement Project Number: P.001776	100,000	100,000	99,923	75	-	2
Maplewood Elementary School						
Technology Infrastructure Upgrade Project Number: 274185001	84,000	42,552	42,552	-	-	-

* Project expenditures include, but are not limited to, construction costs, design costs, permitting costs, advertising costs during the planning and procurement phase, equipment, work orders, and Program Management fees.

There may be some additional financial activity on these projects as the final payments are made and all of the purchase orders are closed-out. When the projects are closed-out remaining balances (savings) are reported to the School Board and returned to the Capital Reserve.

This is a budget and expenditure activity report, and is not a construction status report. The accompanying introduction and notes are an integral part of this budget activity report.



SMART Program Budget Activity Report

Completed and Meets Standard Projects Detail Schedule for Quarter Ended September 30, 2020



GOB Referendum Approved by Voters on 11/4/2014 - 70 Months Since Approval

School/ Project	Original Budget	Current Budget	Prior Years Expenditures	Commitments	Current Year Expenditures	Balance
Maplewood Elementary School						
Additional Computers to Close Gap Project Number: 274185002	148,000	147,639	147,639	-	-	-
Wireless Network Upgrade and CAT 6 Data Port Upgrade Project Number: 274185003	99,000	52,586	52,586	-	-	-
Music Instruments Project Number: 274185009	50,000	50,000	49,649	-	243	108
School Choice Enhancement Project Number: P.001798	100,000	100,000	99,500	-	-	500
Margate Elementary School						
Technology Infrastructure Upgrade Project Number: 116185001	34,000	23,227	23,227	-	-	-
Additional Computers to Close Gap Project Number: 116185002	228,000	227,909	227,909	-	-	-
Wireless Network Upgrade and CAT 6 Data Port Upgrade Project Number: 116185003	125,000	75,728	75,728	-	-	-
Music Instruments Project Number: 116185009	50,000	50,000	49,927	-	-	73
Margate Middle School						
Technology Infrastructure Upgrade Project Number: 058185001	4,000	-	-	-	-	-
Additional Computers to Close Gap Project Number: 058185002	146,000	145,842	145,842	-	-	-

* Project expenditures include, but are not limited to, construction costs, design costs, permitting costs, advertising costs during the planning and procurement phase, equipment, work orders, and Program Management fees.

There may be some additional financial activity on these projects as the final payments are made and all of the purchase orders are closed-out. When the projects are closed-out remaining balances (savings) are reported to the School Board and returned to the Capital Reserve.

This is a budget and expenditure activity report, and is not a construction status report. The accompanying introduction and notes are an integral part of this budget activity report.



SMART Program Budget Activity Report

Completed and Meets Standard Projects Detail Schedule for Quarter Ended September 30, 2020



GOB Referendum Approved by Voters on 11/4/2014 - 70 Months Since Approval

School/ Project	Original Budget	Current Budget	Prior Years Expenditures	Commitments	Current Year Expenditures	Balance
Margate Middle School						
Wireless Network Upgrade and CAT 6 Data Port Upgrade Project Number: 058185003	136,000	83,218	83,218	-	-	-
Music Instruments Project Number: 058185009	100,000	100,000	99,864	-	-	136
Markham, C. Robert Elementary School						
Technology Infrastructure Upgrade Project Number: 167185001	4,000	3,956	3,956	-	-	-
Additional Computers to Close Gap Project Number: 167185002	155,000	154,995	154,995	-	-	-
Wireless Network Upgrade and CAT 6 Data Port Upgrade Project Number: 167185003	42,000	25,967	25,967	-	-	-
Music Instruments Project Number: 167185009	50,000	-	-	-	-	-
School Choice Enhancement Project Number: P.002227	100,000	100,000	98,564	-	-	1,436
Mavericks High of Central Broward County						
Charter School Technology Project Number: 548185004	105,798	105,721	105,721	-	-	-
Mavericks High School of North Broward						
Charter School Technology Project Number: 500985004	107,296	107,294	107,294	-	-	-
McArthur High School						
Technology Infrastructure Upgrade Project Number: 024185001	26,000	9,665	9,665	-	-	-

* Project expenditures include, but are not limited to, construction costs, design costs, permitting costs, advertising costs during the planning and procurement phase, equipment, work orders, and Program Management fees.

There may be some additional financial activity on these projects as the final payments are made and all of the purchase orders are closed-out. When the projects are closed-out remaining balances (savings) are reported to the School Board and returned to the Capital Reserve.

This is a budget and expenditure activity report, and is not a construction status report.
The accompanying introduction and notes are an integral part of this budget activity report.



SMART Program Budget Activity Report

Completed and Meets Standard Projects Detail Schedule for Quarter Ended September 30, 2020



GOB Referendum Approved by Voters on 11/4/2014 - 70 Months Since Approval

School/ Project	Original Budget	Current Budget	Prior Years Expenditures	Commitments	Current Year Expenditures	Balance
McArthur High School						
Additional Computers to Close Gap Project Number: 024185002	263,000	262,988	262,988	-	-	-
Wireless Network Upgrade and CAT 6 Data Port Upgrade Project Number: 024185003	191,000	111,877	111,877	-	-	-
Music Instruments Project Number: 024185009	300,000	300,000	299,871	-	-	129
Weight Room Renovation Project Number: P.002155	121,000	121,000	120,992	-	-	8
McFatter Technical College						
Technology Infrastructure Upgrade Project Number: 129185001	362,000	329,280	329,280	-	-	-
Wireless Network Upgrade and CAT 6 Data Port Upgrade Project Number: 129185003	126,000	94,296	94,296	-	-	-
School Choice Enhancement Project Number: P.001851	100,000	100,000	99,996	-	-	4
McFatter Technical, Broward Fire Academy						
Technology Infrastructure Upgrade Project Number: 277185001	13,000	8,259	8,259	-	-	-
School Choice Enhancement Project Number: P.001790	100,000	100,000	100,000	-	-	-
McNab Elementary School						
Technology Infrastructure Upgrade Project Number: 084185001	92,000	64,075	64,075	-	-	-

* Project expenditures include, but are not limited to, construction costs, design costs, permitting costs, advertising costs during the planning and procurement phase, equipment, work orders, and Program Management fees.

There may be some additional financial activity on these projects as the final payments are made and all of the purchase orders are closed-out. When the projects are closed-out remaining balances (savings) are reported to the School Board and returned to the Capital Reserve.

This is a budget and expenditure activity report, and is not a construction status report. The accompanying introduction and notes are an integral part of this budget activity report.



SMART Program Budget Activity Report

Completed and Meets Standard Projects Detail Schedule for Quarter Ended September 30, 2020



GOB Referendum Approved by Voters on 11/4/2014 - 70 Months Since Approval

School/ Project	Original Budget	Current Budget	Prior Years Expenditures	Commitments	Current Year Expenditures	Balance
McNab Elementary School						
Additional Computers to Close Gap Project Number: 084185002	124,000	123,994	123,994	-	-	-
Wireless Network Upgrade and CAT 6 Data Port Upgrade Project Number: 084185003	52,000	-	-	-	-	-
Music Instruments Project Number: 084185009	50,000	50,000	46,919	3,081	-	-
McNicol Middle School						
Wireless Network Upgrade and CAT 6 Data Port Upgrade Project Number: 048185003	65,000	49,731	49,731	-	-	-
Music Instruments Project Number: 048185009	100,000	100,000	100,000	-	-	-
School Choice Enhancement Project Number: P.001701	100,000	100,000	99,927	-	-	73
Building Envelope Improvements (Roof, Window, Ext Wall, etc.), Conversion of Existing Space to Music and/or Art Lab(s), Fire Sprinklers, HVAC Improvements, Music Room Renovation Project Number: P.001941	1,345,000	1,345,000	1,206,152	23,724	7,127	107,997
Meadowbrook Elementary School						
Additional Computers to Close Gap Project Number: 076185002	183,000	182,918	182,918	-	-	-
Wireless Network Upgrade and CAT 6 Data Port Upgrade Project Number: 076185003	40,000	35,458	35,458	-	-	-

* Project expenditures include, but are not limited to, construction costs, design costs, permitting costs, advertising costs during the planning and procurement phase, equipment, work orders, and Program Management fees.

There may be some additional financial activity on these projects as the final payments are made and all of the purchase orders are closed-out. When the projects are closed-out remaining balances (savings) are reported to the School Board and returned to the Capital Reserve.

This is a budget and expenditure activity report, and is not a construction status report. The accompanying introduction and notes are an integral part of this budget activity report.



SMART Program Budget Activity Report

Completed and Meets Standard Projects Detail Schedule for Quarter Ended September 30, 2020



GOB Referendum Approved by Voters on 11/4/2014 - 70 Months Since Approval

School/ Project	Original Budget	Current Budget	Prior Years Expenditures	Commitments	Current Year Expenditures	Balance
Meadowbrook Elementary School						
Music Instruments Project Number: 076185009	50,000	50,000	48,857	-	-	1,143
Millennium 6-12 Collegiate Academy						
Additional Computers to Close Gap Project Number: 477285002	290,000	289,892	289,892	-	-	-
Wireless Network Upgrade and CAT 6 Data Port Upgrade Project Number: 477285003	124,000	89,041	89,041	-	-	-
Music Instruments Project Number: 477285009	100,000	100,000	99,769	-	-	231
School Choice Enhancement Project Number: P.002175	100,000	100,000	99,682	-	-	318
Miramar Elementary School						
Technology Infrastructure Upgrade Project Number: 053185001	17,000	-	-	-	-	-
Additional Computers to Close Gap Project Number: 053185002	210,000	209,973	209,973	-	-	-
Wireless Network Upgrade and CAT 6 Data Port Upgrade Project Number: 053185003	96,000	63,993	63,993	-	-	-
Music Instruments Project Number: 053185009	50,000	50,000	49,999	-	-	1
Building Envelope Improvements (Roof, Window, Ext Wall, etc.), HVAC Improvements Project Number: P.001727	3,798,000	6,084,935	5,390,140	202,216	-	492,579

* Project expenditures include, but are not limited to, construction costs, design costs, permitting costs, advertising costs during the planning and procurement phase, equipment, work orders, and Program Management fees.

There may be some additional financial activity on these projects as the final payments are made and all of the purchase orders are closed-out. When the projects are closed-out remaining balances (savings) are reported to the School Board and returned to the Capital Reserve.

This is a budget and expenditure activity report, and is not a construction status report.
The accompanying introduction and notes are an integral part of this budget activity report.



SMART Program Budget Activity Report

Completed and Meets Standard Projects Detail Schedule for Quarter Ended September 30, 2020



GOB Referendum Approved by Voters on 11/4/2014 - 70 Months Since Approval

School/ Project	Original Budget	Current Budget	Prior Years Expenditures	Commitments	Current Year Expenditures	Balance
Miramar Elementary School						
School Choice Enhancement Project Number: P.001990	100,000	100,000	99,935	-	-	65
Miramar High School						
Additional Computers to Close Gap Project Number: 175185002	598,000	597,944	597,944	-	-	-
Wireless Network Upgrade and CAT 6 Data Port Upgrade Project Number: 175185003	248,000	162,984	162,984	-	-	-
Music Instruments Project Number: 175185009	300,000	300,000	294,375	-	-	5,625
Track Resurfacing Project Number: P.002051	300,000	300,000	272,452	27,548	-	-
Weight Room Renovation Project Number: P.002154	121,000	121,000	120,459	-	-	541
School Choice Enhancement Project Number: P.002326	100,000	100,000	100,000	-	-	-
Mirror Lake Elementary School						
Additional Computers to Close Gap Project Number: 184185002	60,000	59,945	59,945	-	-	-
Wireless Network Upgrade and CAT 6 Data Port Upgrade Project Number: 184185003	85,000	52,462	52,462	-	-	-
Music Instruments Project Number: 184185009	50,000	50,000	49,996	-	-	4
School Choice Enhancement Project Number: P.001932	100,000	100,000	99,960	-	-	40

* Project expenditures include, but are not limited to, construction costs, design costs, permitting costs, advertising costs during the planning and procurement phase, equipment, work orders, and Program Management fees.

There may be some additional financial activity on these projects as the final payments are made and all of the purchase orders are closed-out. When the projects are closed-out remaining balances (savings) are reported to the School Board and returned to the Capital Reserve.

This is a budget and expenditure activity report, and is not a construction status report.
The accompanying introduction and notes are an integral part of this budget activity report.



SMART Program Budget Activity Report

Completed and Meets Standard Projects Detail Schedule for Quarter Ended September 30, 2020



GOB Referendum Approved by Voters on 11/4/2014 - 70 Months Since Approval

School/ Project	Original Budget	Current Budget	Prior Years Expenditures	Commitments	Current Year Expenditures	Balance
Monarch High School						
Technology Infrastructure Upgrade Project Number: 354185001	304,000	214,904	214,904	-	-	-
Additional Computers to Close Gap Project Number: 354185002	596,000	595,974	595,974	-	-	-
Wireless Network Upgrade and CAT 6 Data Port Upgrade Project Number: 354185003	14,000	8,686	8,686	-	-	-
Music Instruments Project Number: 354185009	300,000	300,000	290,820	9,177	-	3
Track Resurfacing Project Number: P.002058	300,000	335,000	119,540	-	-	215,460
Weight Room Renovation Project Number: P.002159	121,000	121,000	120,950	-	-	50
School Choice Enhancement Project Number: P.002458	100,000	100,000	89,838	-	2,345	7,817
Morrow Elementary School						
Additional Computers to Close Gap Project Number: 269185002	71,000	70,888	70,888	-	-	-
Wireless Network Upgrade and CAT 6 Data Port Upgrade Project Number: 269185003	90,000	77,553	77,553	-	-	-
Music Instruments Project Number: 269185009	50,000	-	-	-	-	-

* Project expenditures include, but are not limited to, construction costs, design costs, permitting costs, advertising costs during the planning and procurement phase, equipment, work orders, and Program Management fees.

There may be some additional financial activity on these projects as the final payments are made and all of the purchase orders are closed-out. When the projects are closed-out remaining balances (savings) are reported to the School Board and returned to the Capital Reserve.

This is a budget and expenditure activity report, and is not a construction status report. The accompanying introduction and notes are an integral part of this budget activity report.



SMART Program Budget Activity Report

Completed and Meets Standard Projects Detail Schedule for Quarter Ended September 30, 2020



GOB Referendum Approved by Voters on 11/4/2014 - 70 Months Since Approval

School/ Project	Original Budget	Current Budget	Prior Years Expenditures	Commitments	Current Year Expenditures	Balance
New Renaissance Middle School						
Additional Computers to Close Gap Project Number: 391185002	155,000	154,973	154,973	-	-	-
Wireless Network Upgrade and CAT 6 Data Port Upgrade Project Number: 391185003	137,000	109,211	109,211	-	-	-
Music Instruments Project Number: 391185009	100,000	100,000	99,999	-	-	1
New River Middle School						
Additional Computers to Close Gap Project Number: 088185002	244,000	243,975	243,975	-	-	-
Wireless Network Upgrade and CAT 6 Data Port Upgrade Project Number: 088185003	68,000	59,913	59,913	-	-	-
Music Instruments Project Number: 088185009	100,000	100,000	99,987	-	-	13
School Choice Enhancement Project Number: P.001703	100,000	100,000	99,988	-	-	12
Nob Hill Elementary School						
Technology Infrastructure Upgrade Project Number: 267185001	34,000	5,249	5,249	-	-	-
Additional Computers to Close Gap Project Number: 267185002	179,000	178,901	178,901	-	-	-
Wireless Network Upgrade and CAT 6 Data Port Upgrade Project Number: 267185003	91,000	49,236	49,236	-	-	-

* Project expenditures include, but are not limited to, construction costs, design costs, permitting costs, advertising costs during the planning and procurement phase, equipment, work orders, and Program Management fees.

There may be some additional financial activity on these projects as the final payments are made and all of the purchase orders are closed-out. When the projects are closed-out remaining balances (savings) are reported to the School Board and returned to the Capital Reserve.

This is a budget and expenditure activity report, and is not a construction status report. The accompanying introduction and notes are an integral part of this budget activity report.



SMART Program Budget Activity Report

Completed and Meets Standard Projects Detail Schedule for Quarter Ended September 30, 2020



GOB Referendum Approved by Voters on 11/4/2014 - 70 Months Since Approval

School/ Project	Original Budget	Current Budget	Prior Years Expenditures	Commitments	Current Year Expenditures	Balance
Nob Hill Elementary School						
Music Instruments Project Number: 267185009	50,000	50,000	43,719	6,278	-	3
Norcrest Elementary School						
Technology Infrastructure Upgrade Project Number: 056185001	114,000	56,230	56,230	-	-	-
Additional Computers to Close Gap Project Number: 056185002	217,000	216,612	216,612	-	-	-
Wireless Network Upgrade and CAT 6 Data Port Upgrade Project Number: 056185003	104,000	58,598	58,598	-	-	-
Music Instruments Project Number: 056185009	50,000	50,000	50,000	-	-	-
School Choice Enhancement Project Number: P.001770	100,000	100,000	99,950	-	-	50
North Andrews Gardens Elementary School						
Additional Computers to Close Gap Project Number: 052185002	221,000	221,000	221,000	-	-	-
Wireless Network Upgrade and CAT 6 Data Port Upgrade Project Number: 052185003	98,000	58,970	58,970	-	-	-
Music Instruments Project Number: 052185009	50,000	50,000	49,834	-	-	166

* Project expenditures include, but are not limited to, construction costs, design costs, permitting costs, advertising costs during the planning and procurement phase, equipment, work orders, and Program Management fees.

There may be some additional financial activity on these projects as the final payments are made and all of the purchase orders are closed-out. When the projects are closed-out remaining balances (savings) are reported to the School Board and returned to the Capital Reserve.

This is a budget and expenditure activity report, and is not a construction status report. The accompanying introduction and notes are an integral part of this budget activity report.



SMART Program Budget Activity Report

Completed and Meets Standard Projects Detail Schedule for Quarter Ended September 30, 2020



GOB Referendum Approved by Voters on 11/4/2014 - 70 Months Since Approval

School/ Project	Original Budget	Current Budget	Prior Years Expenditures	Commitments	Current Year Expenditures	Balance
North Broward Academy of Excellence Elementary						
Charter School Technology Project Number: 516185004	204,402	204,400	204,400	-	-	-
North Broward Academy of Excellence Middle						
Charter School Technology Project Number: 537185004	105,198	105,195	105,195	-	-	-
North Fork Elementary School						
Wireless Network Upgrade and CAT 6 Data Port Upgrade Project Number: 119185003	55,000	31,213	31,213	-	-	0
Music Instruments Project Number: 119185009	50,000	50,000	43,382	-	-	6,618
Remodel Reception area including millwork, addition of one new door and relocation of electrical fixtures and exit signs Project Number: P.001901	33,617	62,480	55,668	1,631	-	5,181
North Lauderdale Elementary School						
Technology Infrastructure Upgrade Project Number: 223185001	66,000	38,471	38,471	-	-	-
Additional Computers to Close Gap Project Number: 223185002	91,000	90,891	90,891	-	-	-
Wireless Network Upgrade and CAT 6 Data Port Upgrade Project Number: 223185003	97,000	63,122	63,122	-	-	-
Music Instruments Project Number: 223185009	50,000	50,000	49,999	-	-	1

* Project expenditures include, but are not limited to, construction costs, design costs, permitting costs, advertising costs during the planning and procurement phase, equipment, work orders, and Program Management fees.

There may be some additional financial activity on these projects as the final payments are made and all of the purchase orders are closed-out. When the projects are closed-out remaining balances (savings) are reported to the School Board and returned to the Capital Reserve.

This is a budget and expenditure activity report, and is not a construction status report.
The accompanying introduction and notes are an integral part of this budget activity report.



SMART Program Budget Activity Report

Completed and Meets Standard Projects Detail Schedule for Quarter Ended September 30, 2020



GOB Referendum Approved by Voters on 11/4/2014 - 70 Months Since Approval

School/ Project	Original Budget	Current Budget	Prior Years Expenditures	Commitments	Current Year Expenditures	Balance
North Side Elementary School						
Additional Computers to Close Gap Project Number: 004185002	81,000	80,977	80,977	-	-	-
Wireless Network Upgrade and CAT 6 Data Port Upgrade Project Number: 004185003	29,000	26,288	26,288	-	-	-
Music Instruments Project Number: 004185009	50,000	50,000	43,361	-	6,278	361
School Choice Enhancement Project Number: P.002021	100,000	100,000	100,000	-	-	-
Northeast High School						
Technology Infrastructure Upgrade Project Number: 124185001	326,000	304,215	304,215	-	-	-
Additional Computers to Close Gap Project Number: 124185002	419,000	418,983	418,983	-	-	-
Wireless Network Upgrade and CAT 6 Data Port Upgrade Project Number: 124185003	119,000	116,435	116,435	-	-	-
Music Instruments Project Number: 124185009	300,000	300,000	298,231	1,347	-	422
Nova Blanche Forman Elementary School						
Technology Infrastructure Upgrade Project Number: 128285001	60,000	25,621	25,621	-	-	-
Additional Computers to Close Gap Project Number: 128285002	171,000	170,556	170,556	-	-	-

* Project expenditures include, but are not limited to, construction costs, design costs, permitting costs, advertising costs during the planning and procurement phase, equipment, work orders, and Program Management fees.

There may be some additional financial activity on these projects as the final payments are made and all of the purchase orders are closed-out. When the projects are closed-out remaining balances (savings) are reported to the School Board and returned to the Capital Reserve.

This is a budget and expenditure activity report, and is not a construction status report. The accompanying introduction and notes are an integral part of this budget activity report.



SMART Program Budget Activity Report

Completed and Meets Standard Projects Detail Schedule for Quarter Ended September 30, 2020



GOB Referendum Approved by Voters on 11/4/2014 - 70 Months Since Approval

School/ Project	Original Budget	Current Budget	Prior Years Expenditures	Commitments	Current Year Expenditures	Balance
Nova Blanche Forman Elementary School						
Wireless Network Upgrade and CAT 6 Data Port Upgrade Project Number: 128285003	51,000	50,299	50,299	-	-	-
Music Instruments Project Number: 128285009	50,000	50,000	49,999	-	-	1
School Choice Enhancement Project Number: P.002453	100,000	100,000	57,709	1,180	39,829	1,282
Nova Dwight D Eisenhower Elementary School						
Technology Infrastructure Upgrade Project Number: 127185001	8,000	7,689	7,689	-	-	-
Additional Computers to Close Gap Project Number: 127185002	48,000	47,991	47,991	-	-	-
Wireless Network Upgrade and CAT 6 Data Port Upgrade Project Number: 127185003	88,000	78,681	78,681	-	-	-
Music Instruments Project Number: 127185009	50,000	-	-	-	-	-
Nova High School						
Technology Infrastructure Upgrade Project Number: 128185001	270,000	270,000	270,000	-	-	-
Additional Computers to Close Gap Project Number: 128185002	501,000	500,979	500,979	-	-	-
Wireless Network Upgrade and CAT 6 Data Port Upgrade Project Number: 128185003	91,000	91,000	91,000	-	-	-

* Project expenditures include, but are not limited to, construction costs, design costs, permitting costs, advertising costs during the planning and procurement phase, equipment, work orders, and Program Management fees.

There may be some additional financial activity on these projects as the final payments are made and all of the purchase orders are closed-out. When the projects are closed-out remaining balances (savings) are reported to the School Board and returned to the Capital Reserve.

This is a budget and expenditure activity report, and is not a construction status report.
The accompanying introduction and notes are an integral part of this budget activity report.



SMART Program Budget Activity Report

Completed and Meets Standard Projects Detail Schedule for Quarter Ended September 30, 2020



GOB Referendum Approved by Voters on 11/4/2014 - 70 Months Since Approval

School/ Project	Original Budget	Current Budget	Prior Years Expenditures	Commitments	Current Year Expenditures	Balance
Nova High School						
Music Instruments Project Number: 128185009	300,000	300,000	295,922	128	22	3,928
School Choice Enhancement Project Number: P.001811	100,000	100,000	99,963	-	-	37
Weight Room Renovation Project Number: P.002017	121,000	121,000	120,924	70	-	6
Nova Middle School						
Technology Infrastructure Upgrade Project Number: 131185001	200,000	199,981	199,981	-	-	-
Additional Computers to Close Gap Project Number: 131185002	62,000	61,889	61,889	-	-	-
Wireless Network Upgrade and CAT 6 Data Port Upgrade Project Number: 131185003	51,000	50,984	50,984	-	-	-
Music Instruments Project Number: 131185009	100,000	100,000	99,972	-	-	28
School Choice Enhancement Project Number: P.001997	100,000	100,000	99,999	-	-	1
Fire Sprinklers Project Number: P.002027	903,000	200,731	153,668	46,689	367	7
Oakland Park Elementary School						
Technology Infrastructure Upgrade Project Number: 003185001	43,000	30,966	30,966	-	-	-
Additional Computers to Close Gap Project Number: 003185002	148,000	147,987	147,987	-	-	-

* Project expenditures include, but are not limited to, construction costs, design costs, permitting costs, advertising costs during the planning and procurement phase, equipment, work orders, and Program Management fees.

There may be some additional financial activity on these projects as the final payments are made and all of the purchase orders are closed-out. When the projects are closed-out remaining balances (savings) are reported to the School Board and returned to the Capital Reserve.

This is a budget and expenditure activity report, and is not a construction status report. The accompanying introduction and notes are an integral part of this budget activity report.



SMART Program Budget Activity Report

Completed and Meets Standard Projects Detail Schedule for Quarter Ended September 30, 2020



GOB Referendum Approved by Voters on 11/4/2014 - 70 Months Since Approval

School/ Project	Original Budget	Current Budget	Prior Years Expenditures	Commitments	Current Year Expenditures	Balance
Oakland Park Elementary School						
Wireless Network Upgrade and CAT 6 Data Port Upgrade Project Number: 003185003	77,000	54,853	54,853	-	-	-
Music Instruments Project Number: 003185009	50,000	50,000	39,351	-	-	10,649
Oakridge Elementary School						
Technology Infrastructure Upgrade Project Number: 046185001	13,000	10,802	10,802	-	-	-
Additional Computers to Close Gap Project Number: 046185002	154,000	153,927	153,927	-	-	-
Wireless Network Upgrade and CAT 6 Data Port Upgrade Project Number: 046185003	75,000	46,937	46,937	-	-	-
Music Instruments Project Number: 046185009	50,000	50,000	49,999	-	-	1
School Choice Enhancement Project Number: P.001775	100,000	100,000	100,000	-	-	-
Olsen Middle School						
Technology Infrastructure Upgrade Project Number: 047185001	54,000	25,598	23,986	-	-	1,612
Additional Computers to Close Gap Project Number: 047185002	125,000	124,991	124,991	-	-	-
Wireless Network Upgrade and CAT 6 Data Port Upgrade Project Number: 047185003	145,000	74,216	74,216	-	-	-

* Project expenditures include, but are not limited to, construction costs, design costs, permitting costs, advertising costs during the planning and procurement phase, equipment, work orders, and Program Management fees.

There may be some additional financial activity on these projects as the final payments are made and all of the purchase orders are closed-out. When the projects are closed-out remaining balances (savings) are reported to the School Board and returned to the Capital Reserve.

This is a budget and expenditure activity report, and is not a construction status report.
The accompanying introduction and notes are an integral part of this budget activity report.



SMART Program Budget Activity Report

Completed and Meets Standard Projects Detail Schedule for Quarter Ended September 30, 2020



GOB Referendum Approved by Voters on 11/4/2014 - 70 Months Since Approval

School/ Project	Original Budget	Current Budget	Prior Years Expenditures	Commitments	Current Year Expenditures	Balance
Olsen Middle School						
School Choice Enhancement Project Number: P.002173	100,000	100,000	99,752	-	-	248
Orange Brook Elementary School						
Additional Computers to Close Gap Project Number: 071185002	235,000	234,983	234,983	-	-	-
Wireless Network Upgrade and CAT 6 Data Port Upgrade Project Number: 071185003	47,000	16,594	16,594	-	-	-
Music Instruments Project Number: 071185009	50,000	50,000	49,622	102	261	15
School Choice Enhancement Project Number: P.001815	100,000	100,000	99,321	-	-	679
Oriole Elementary School						
Technology Infrastructure Upgrade Project Number: 183185001	4,000	3,970	3,970	-	-	-
Additional Computers to Close Gap Project Number: 183185002	199,000	198,972	198,972	-	-	-
Wireless Network Upgrade and CAT 6 Data Port Upgrade Project Number: 183185003	39,000	32,340	32,340	-	-	0
Music Instruments Project Number: 183185009	50,000	-	-	-	-	-
School Choice Enhancement Project Number: P.002279	100,000	100,000	95,190	-	-	4,810

* Project expenditures include, but are not limited to, construction costs, design costs, permitting costs, advertising costs during the planning and procurement phase, equipment, work orders, and Program Management fees.

There may be some additional financial activity on these projects as the final payments are made and all of the purchase orders are closed-out. When the projects are closed-out remaining balances (savings) are reported to the School Board and returned to the Capital Reserve.

This is a budget and expenditure activity report, and is not a construction status report. The accompanying introduction and notes are an integral part of this budget activity report.



SMART Program Budget Activity Report

Completed and Meets Standard Projects Detail Schedule for Quarter Ended September 30, 2020



GOB Referendum Approved by Voters on 11/4/2014 - 70 Months Since Approval

School/ Project	Original Budget	Current Budget	Prior Years Expenditures	Commitments	Current Year Expenditures	Balance
Palm Cove Elementary School						
Technology Infrastructure Upgrade Project Number: 331185001	30,000	29,917	29,917	-	-	-
Additional Computers to Close Gap Project Number: 331185002	144,000	143,864	143,864	-	-	-
Wireless Network Upgrade and CAT 6 Data Port Upgrade Project Number: 331185003	114,000	68,184	68,184	-	-	-
Music Instruments Project Number: 331185009	50,000	50,000	49,736	-	-	264
Building Envelope Improvements (Roof, Window, Ext Wall, etc.), HVAC Improvements Project Number: P.001885	2,212,000	3,530,659	3,127,122	7,587	-	395,950
Palmview Elementary School						
Technology Infrastructure Upgrade Project Number: 113185001	9,000	4,236	4,236	-	-	-
Additional Computers to Close Gap Project Number: 113185002	202,000	202,000	202,000	-	-	-
Wireless Network Upgrade and CAT 6 Data Port Upgrade Project Number: 113185003	66,000	46,987	46,987	-	-	-
Music Instruments Project Number: 113185009	50,000	-	-	-	-	-

* Project expenditures include, but are not limited to, construction costs, design costs, permitting costs, advertising costs during the planning and procurement phase, equipment, work orders, and Program Management fees.

There may be some additional financial activity on these projects as the final payments are made and all of the purchase orders are closed-out. When the projects are closed-out remaining balances (savings) are reported to the School Board and returned to the Capital Reserve.

This is a budget and expenditure activity report, and is not a construction status report. The accompanying introduction and notes are an integral part of this budget activity report.



SMART Program Budget Activity Report

Completed and Meets Standard Projects Detail Schedule for Quarter Ended September 30, 2020



GOB Referendum Approved by Voters on 11/4/2014 - 70 Months Since Approval

School/ Project	Original Budget	Current Budget	Prior Years Expenditures	Commitments	Current Year Expenditures	Balance
Panther Run Elementary School						
Technology Infrastructure Upgrade Project Number: 357185001	113,000	97,289	97,289	-	-	-
Additional Computers to Close Gap Project Number: 357185002	148,000	147,665	147,665	-	-	-
Wireless Network Upgrade and CAT 6 Data Port Upgrade Project Number: 357185003	44,000	38,538	38,538	-	-	-
Music Instruments Project Number: 357185009	50,000	50,000	50,000	-	-	-
Paragon Academy of Technology						
Charter School Technology Project Number: 538185004	37,464	37,451	37,451	-	-	-
Park Lakes Elementary School						
Technology Infrastructure Upgrade Project Number: 376185001	34,000	19,956	19,956	-	-	-
Additional Computers to Close Gap Project Number: 376185002	236,000	235,867	235,867	-	-	-
Wireless Network Upgrade and CAT 6 Data Port Upgrade Project Number: 376185003	122,000	78,275	78,275	-	-	-
Music Instruments Project Number: 376185009	50,000	50,000	49,892	-	-	108
School Choice Enhancement Project Number: P.001773	100,000	100,000	99,989	-	-	11

* Project expenditures include, but are not limited to, construction costs, design costs, permitting costs, advertising costs during the planning and procurement phase, equipment, work orders, and Program Management fees.

There may be some additional financial activity on these projects as the final payments are made and all of the purchase orders are closed-out. When the projects are closed-out remaining balances (savings) are reported to the School Board and returned to the Capital Reserve.

This is a budget and expenditure activity report, and is not a construction status report. The accompanying introduction and notes are an integral part of this budget activity report.



SMART Program Budget Activity Report

Completed and Meets Standard Projects Detail Schedule for Quarter Ended September 30, 2020



GOB Referendum Approved by Voters on 11/4/2014 - 70 Months Since Approval

School/ Project	Original Budget	Current Budget	Prior Years Expenditures	Commitments	Current Year Expenditures	Balance
Park Ridge Elementary School						
Technology Infrastructure Upgrade Project Number: 195185001	97,000	28,739	28,739	-	-	-
Additional Computers to Close Gap Project Number: 195185002	147,000	146,897	146,897	-	-	-
Wireless Network Upgrade and CAT 6 Data Port Upgrade Project Number: 195185003	67,000	44,625	44,625	-	-	-
Music Instruments Project Number: 195185009	50,000	50,000	49,818	-	-	182
Park Springs Elementary School						
Technology Infrastructure Upgrade Project Number: 317185001	56,000	22,286	22,286	-	-	-
Additional Computers to Close Gap Project Number: 317185002	258,000	257,873	257,873	-	-	-
Wireless Network Upgrade and CAT 6 Data Port Upgrade Project Number: 317185003	116,000	74,085	74,085	-	-	-
Music Instruments Project Number: 317185009	50,000	50,000	43,299	60	-	6,641
School Choice Enhancement Project Number: P.002368	100,000	100,000	98,716	-	1,228	56
Park Trails Elementary School						
Technology Infrastructure Upgrade Project Number: 378185001	23,000	-	-	-	-	-

* Project expenditures include, but are not limited to, construction costs, design costs, permitting costs, advertising costs during the planning and procurement phase, equipment, work orders, and Program Management fees.

There may be some additional financial activity on these projects as the final payments are made and all of the purchase orders are closed-out. When the projects are closed-out remaining balances (savings) are reported to the School Board and returned to the Capital Reserve.

This is a budget and expenditure activity report, and is not a construction status report. The accompanying introduction and notes are an integral part of this budget activity report.



SMART Program Budget Activity Report

Completed and Meets Standard Projects Detail Schedule for Quarter Ended September 30, 2020



GOB Referendum Approved by Voters on 11/4/2014 - 70 Months Since Approval

School/ Project	Original Budget	Current Budget	Prior Years Expenditures	Commitments	Current Year Expenditures	Balance
Park Trails Elementary School						
Additional Computers to Close Gap Project Number: 378185002	349,000	348,873	348,873	-	-	-
Wireless Network Upgrade and CAT 6 Data Port Upgrade Project Number: 378185003	142,000	82,249	82,249	-	-	-
Music Instruments Project Number: 378185009	50,000	50,000	13,978	-	24,065	11,957
Parkside Elementary School						
Technology Infrastructure Upgrade Project Number: 363185001	104,000	78,310	78,310	-	-	-
Additional Computers to Close Gap Project Number: 363185002	128,000	127,964	127,964	-	-	-
Wireless Network Upgrade and CAT 6 Data Port Upgrade Project Number: 363185003	40,000	31,864	31,864	-	-	-
Music Instruments Project Number: 363185009	50,000	50,000	49,993	-	-	7
Parkway Middle School						
Technology Infrastructure Upgrade Project Number: 070185001	9,000	8,958	8,958	-	-	-
Wireless Network Upgrade and CAT 6 Data Port Upgrade Project Number: 070185003	179,000	137,434	137,434	-	-	-
Music Instruments Project Number: 070185009	5,000	5,000	4,998	-	-	2

* Project expenditures include, but are not limited to, construction costs, design costs, permitting costs, advertising costs during the planning and procurement phase, equipment, work orders, and Program Management fees.

There may be some additional financial activity on these projects as the final payments are made and all of the purchase orders are closed-out. When the projects are closed-out remaining balances (savings) are reported to the School Board and returned to the Capital Reserve.

This is a budget and expenditure activity report, and is not a construction status report.
The accompanying introduction and notes are an integral part of this budget activity report.



SMART Program Budget Activity Report

Completed and Meets Standard Projects Detail Schedule for Quarter Ended September 30, 2020



GOB Referendum Approved by Voters on 11/4/2014 - 70 Months Since Approval

School/ Project	Original Budget	Current Budget	Prior Years Expenditures	Commitments	Current Year Expenditures	Balance
Parkway Middle School						
Re-Roofing of Bldgs. 22 and 24 Project Number: P.001617	754,360	754,360	754,360	-	-	-
Pasadena Lakes Elementary School						
Technology Infrastructure Upgrade Project Number: 207185001	17,000	17,000	17,000	-	-	-
Additional Computers to Close Gap Project Number: 207185002	59,000	58,975	58,975	-	-	-
Wireless Network Upgrade and CAT 6 Data Port Upgrade Project Number: 207185003	93,000	92,956	92,956	-	-	-
Music Instruments Project Number: 207185009	50,000	-	-	-	-	-
School Choice Enhancement Project Number: P.001783	100,000	100,000	99,503	267	-	230
Pathways Academy Charter School						
Charter School Technology Project Number: 537285004	81,221	81,217	81,217	-	-	-
Pembroke Lakes Elementary School						
Technology Infrastructure Upgrade Project Number: 266185001	51,000	32,680	32,680	-	-	-
Additional Computers to Close Gap Project Number: 266185002	90,000	89,921	89,921	-	-	-
Wireless Network Upgrade and CAT 6 Data Port Upgrade Project Number: 266185003	84,000	53,812	53,812	-	-	-

* Project expenditures include, but are not limited to, construction costs, design costs, permitting costs, advertising costs during the planning and procurement phase, equipment, work orders, and Program Management fees.

There may be some additional financial activity on these projects as the final payments are made and all of the purchase orders are closed-out. When the projects are closed-out remaining balances (savings) are reported to the School Board and returned to the Capital Reserve.

This is a budget and expenditure activity report, and is not a construction status report. The accompanying introduction and notes are an integral part of this budget activity report.



SMART Program Budget Activity Report

Completed and Meets Standard Projects Detail Schedule for Quarter Ended September 30, 2020



GOB Referendum Approved by Voters on 11/4/2014 - 70 Months Since Approval

School/ Project	Original Budget	Current Budget	Prior Years Expenditures	Commitments	Current Year Expenditures	Balance
Pembroke Lakes Elementary School						
Music Instruments Project Number: 266185009	50,000	50,000	49,957	-	-	43
School Choice Enhancement Project Number: P.002171	100,000	100,000	68,535	-	27,134	4,331
Pembroke Pines Elementary School						
Additional Computers to Close Gap Project Number: 122185002	109,000	108,782	108,782	-	-	-
Wireless Network Upgrade and CAT 6 Data Port Upgrade Project Number: 122185003	75,000	53,727	53,727	-	-	-
Music Instruments Project Number: 122185009	50,000	50,000	49,953	-	46	1
School Choice Enhancement Project Number: P.002183	100,000	100,000	92,357	-	-	7,643
Perry, Annabel C. Elementary School						
Technology Infrastructure Upgrade Project Number: 163185001	44,000	20,127	20,127	-	-	-
Additional Computers to Close Gap Project Number: 163185002	162,000	161,809	161,809	-	-	-
Wireless Network Upgrade and CAT 6 Data Port Upgrade Project Number: 163185003	107,000	64,298	64,298	-	-	-
Music Instruments Project Number: 163185009	50,000	50,000	49,992	-	-	8
School Choice Enhancement Project Number: P.001766	100,000	100,000	99,996	-	-	4

* Project expenditures include, but are not limited to, construction costs, design costs, permitting costs, advertising costs during the planning and procurement phase, equipment, work orders, and Program Management fees.

There may be some additional financial activity on these projects as the final payments are made and all of the purchase orders are closed-out. When the projects are closed-out remaining balances (savings) are reported to the School Board and returned to the Capital Reserve.

This is a budget and expenditure activity report, and is not a construction status report. The accompanying introduction and notes are an integral part of this budget activity report.



SMART Program Budget Activity Report

Completed and Meets Standard Projects Detail Schedule for Quarter Ended September 30, 2020



GOB Referendum Approved by Voters on 11/4/2014 - 70 Months Since Approval

School/ Project	Original Budget	Current Budget	Prior Years Expenditures	Commitments	Current Year Expenditures	Balance
Peters Elementary School						
Additional Computers to Close Gap Project Number: 093185002	154,000	153,964	153,964	-	-	-
Wireless Network Upgrade and CAT 6 Data Port Upgrade Project Number: 093185003	102,000	55,697	55,697	-	-	-
Music Instruments Project Number: 093185009	50,000	50,000	49,996	-	-	4
School Choice Enhancement Project Number: P.002343	100,000	100,000	97,158	2,751	-	91
Pine Ridge Education Center						
Wireless Network Upgrade and CAT 6 Data Port Upgrade Project Number: 065385003	19,000	18,969	18,969	-	-	-
Music Instruments Project Number: 065385009	50,000	-	-	-	-	-
School Choice Enhancement Project Number: P.001868	100,000	100,000	96,212	3,788	-	-
HVAC Improvements Project Number: P.002121	74,000	74,000	44,343	-	-	29,657
Pines Lakes Elementary School						
Additional Computers to Close Gap Project Number: 286185002	160,000	159,922	159,922	-	-	-
Wireless Network Upgrade and CAT 6 Data Port Upgrade Project Number: 286185003	81,000	62,460	62,460	-	-	-
Music Instruments Project Number: 286185009	50,000	50,000	49,969	-	-	31

* Project expenditures include, but are not limited to, construction costs, design costs, permitting costs, advertising costs during the planning and procurement phase, equipment, work orders, and Program Management fees.

There may be some additional financial activity on these projects as the final payments are made and all of the purchase orders are closed-out. When the projects are closed-out remaining balances (savings) are reported to the School Board and returned to the Capital Reserve.

This is a budget and expenditure activity report, and is not a construction status report.
The accompanying introduction and notes are an integral part of this budget activity report.



SMART Program Budget Activity Report

Completed and Meets Standard Projects Detail Schedule for Quarter Ended September 30, 2020



GOB Referendum Approved by Voters on 11/4/2014 - 70 Months Since Approval

School/ Project	Original Budget	Current Budget	Prior Years Expenditures	Commitments	Current Year Expenditures	Balance
Pines Middle School						
Additional Computers to Close Gap Project Number: 188185002	244,000	244,000	244,000	-	-	-
Wireless Network Upgrade and CAT 6 Data Port Upgrade Project Number: 188185003	18,000	3,056	3,056	-	-	-
Music Instruments Project Number: 188185009	100,000	100,000	99,998	-	-	2
Pinewood Elementary School						
Technology Infrastructure Upgrade Project Number: 281185001	8,000	7,968	7,968	-	-	-
Additional Computers to Close Gap Project Number: 281185002	88,000	87,948	87,948	-	-	-
Wireless Network Upgrade and CAT 6 Data Port Upgrade Project Number: 281185003	104,000	100,374	100,374	-	-	-
Music Instruments Project Number: 281185009	50,000	50,000	48,756	1,238	-	6
School Choice Enhancement Project Number: P.001813	100,000	100,000	99,937	-	-	63
Pioneer Middle School						
Technology Infrastructure Upgrade Project Number: 257185001	275,000	111,707	111,707	-	-	-
Additional Computers to Close Gap Project Number: 257185002	263,000	262,919	262,919	-	-	-

* Project expenditures include, but are not limited to, construction costs, design costs, permitting costs, advertising costs during the planning and procurement phase, equipment, work orders, and Program Management fees.

There may be some additional financial activity on these projects as the final payments are made and all of the purchase orders are closed-out. When the projects are closed-out remaining balances (savings) are reported to the School Board and returned to the Capital Reserve.

This is a budget and expenditure activity report, and is not a construction status report. The accompanying introduction and notes are an integral part of this budget activity report.



SMART Program Budget Activity Report

Completed and Meets Standard Projects Detail Schedule for Quarter Ended September 30, 2020



GOB Referendum Approved by Voters on 11/4/2014 - 70 Months Since Approval

School/ Project	Original Budget	Current Budget	Prior Years Expenditures	Commitments	Current Year Expenditures	Balance
Pioneer Middle School						
Wireless Network Upgrade and CAT 6 Data Port Upgrade Project Number: 257185003	19,000	15,344	15,344	-	-	-
Music Instruments Project Number: 257185009	100,000	100,000	99,639	260	-	101
School Choice Enhancement Project Number: P.002006	100,000	100,000	99,937	-	-	63
Track Resurfacing Project Number: P.002093	70,000	70,000	45,111	-	-	24,889
Piper High School						
Technology Infrastructure Upgrade Project Number: 190185001	488,000	287,311	287,311	-	-	-
Additional Computers to Close Gap Project Number: 190185002	460,000	459,936	459,936	-	-	-
Wireless Network Upgrade and CAT 6 Data Port Upgrade Project Number: 190185003	135,000	131,909	131,909	-	-	-
Music Instruments Project Number: 190185009	300,000	300,000	299,891	-	-	109
School Choice Enhancement Project Number: P.001772	100,000	100,000	98,384	-	-	1,616
Weight Room Renovation Project Number: P.002015	121,000	121,000	119,890	1,110	-	-
Pivot Charter School						
Charter School Technology Project Number: 532285004	58,443	58,436	58,436	-	-	-

* Project expenditures include, but are not limited to, construction costs, design costs, permitting costs, advertising costs during the planning and procurement phase, equipment, work orders, and Program Management fees.

There may be some additional financial activity on these projects as the final payments are made and all of the purchase orders are closed-out. When the projects are closed-out remaining balances (savings) are reported to the School Board and returned to the Capital Reserve.

This is a budget and expenditure activity report, and is not a construction status report. The accompanying introduction and notes are an integral part of this budget activity report.



SMART Program Budget Activity Report

Completed and Meets Standard Projects Detail Schedule for Quarter Ended September 30, 2020



GOB Referendum Approved by Voters on 11/4/2014 - 70 Months Since Approval

School/ Project	Original Budget	Current Budget	Prior Years Expenditures	Commitments	Current Year Expenditures	Balance
Plantation Elementary School						
Technology Infrastructure Upgrade Project Number: 094185001	8,000	7,968	7,968	-	-	-
Additional Computers to Close Gap Project Number: 094185002	92,000	91,877	91,877	-	-	-
Wireless Network Upgrade and CAT 6 Data Port Upgrade Project Number: 094185003	88,000	80,882	80,882	-	-	-
Music Instruments Project Number: 094185009	50,000	50,000	43,720	-	6,278	2
HVAC Improvements Project Number: P.002119	145,000	145,000	33,832	10,000	757	100,411
School Choice Enhancement Project Number: P.002212	100,000	100,000	98,191	-	-	1,809
Plantation High School						
Technology Infrastructure Upgrade Project Number: 145185001	9,000	-	-	-	-	-
Additional Computers to Close Gap Project Number: 145185002	503,000	502,967	502,967	-	-	-
Wireless Network Upgrade and CAT 6 Data Port Upgrade Project Number: 145185003	237,000	152,710	152,710	-	-	-
Music Instruments Project Number: 145185009	300,000	300,000	300,000	-	-	-
Track Resurfacing Project Number: P.002033	300,000	300,000	199,677	-	-	100,323

* Project expenditures include, but are not limited to, construction costs, design costs, permitting costs, advertising costs during the planning and procurement phase, equipment, work orders, and Program Management fees.

There may be some additional financial activity on these projects as the final payments are made and all of the purchase orders are closed-out. When the projects are closed-out remaining balances (savings) are reported to the School Board and returned to the Capital Reserve.

This is a budget and expenditure activity report, and is not a construction status report. The accompanying introduction and notes are an integral part of this budget activity report.



SMART Program Budget Activity Report

Completed and Meets Standard Projects Detail Schedule for Quarter Ended September 30, 2020



GOB Referendum Approved by Voters on 11/4/2014 - 70 Months Since Approval

School/ Project	Original Budget	Current Budget	Prior Years Expenditures	Commitments	Current Year Expenditures	Balance
Plantation High School						
Weight Room Renovation Project Number: P.002151	121,000	121,000	120,655	-	-	345
School Choice Enhancement Project Number: P.002238	100,000	100,000	99,810	23	-	167
Plantation Middle School						
Technology Infrastructure Upgrade Project Number: 055185001	2,000	1,999	1,999	-	-	-
Additional Computers to Close Gap Project Number: 055185002	139,000	138,951	138,951	-	-	-
Wireless Network Upgrade and CAT 6 Data Port Upgrade Project Number: 055185003	138,000	101,498	101,498	-	-	-
Music Instruments Project Number: 055185009	100,000	100,000	99,738	-	-	262
School Choice Enhancement Project Number: P.002192	100,000	100,000	98,501	900	-	599
Plantation Park Elementary School						
Technology Infrastructure Upgrade Project Number: 125185001	47,000	36,217	36,217	-	-	-
Additional Computers to Close Gap Project Number: 125185002	90,000	89,950	89,950	-	-	-
Wireless Network Upgrade and CAT 6 Data Port Upgrade Project Number: 125185003	72,000	43,446	43,446	-	-	-

* Project expenditures include, but are not limited to, construction costs, design costs, permitting costs, advertising costs during the planning and procurement phase, equipment, work orders, and Program Management fees.

There may be some additional financial activity on these projects as the final payments are made and all of the purchase orders are closed-out. When the projects are closed-out remaining balances (savings) are reported to the School Board and returned to the Capital Reserve.

This is a budget and expenditure activity report, and is not a construction status report. The accompanying introduction and notes are an integral part of this budget activity report.



SMART Program Budget Activity Report

Completed and Meets Standard Projects Detail Schedule for Quarter Ended September 30, 2020



GOB Referendum Approved by Voters on 11/4/2014 - 70 Months Since Approval

School/ Project	Original Budget	Current Budget	Prior Years Expenditures	Commitments	Current Year Expenditures	Balance
Plantation Park Elementary School						
Music Instruments Project Number: 125185009	50,000	50,000	49,821	-	-	179
Pompano Beach Elementary School						
Additional Computers to Close Gap Project Number: 075185002	133,000	132,926	132,926	-	-	-
Wireless Network Upgrade and CAT 6 Data Port Upgrade Project Number: 075185003	72,000	48,540	48,540	-	-	-
Music Instruments Project Number: 075185009	50,000	50,000	48,062	1,595	-	343
School Choice Enhancement Project Number: P.001804	100,000	100,000	99,891	-	-	109
Pompano Beach High School						
Technology Infrastructure Upgrade Project Number: 018585001	255,000	140,357	140,357	-	-	-
Additional Computers to Close Gap Project Number: 018585002	209,000	208,999	208,999	-	-	-
Wireless Network Upgrade and CAT 6 Data Port Upgrade Project Number: 018585003	22,000	20,979	20,979	-	-	-
Music Instruments Project Number: 018585009	300,000	300,000	299,993	-	-	7
Track Resurfacing Project Number: P.002052	300,000	300,000	284,145	1,908	-	13,947
Weight Room Renovation Project Number: P.002160	121,000	121,000	120,963	-	-	37

* Project expenditures include, but are not limited to, construction costs, design costs, permitting costs, advertising costs during the planning and procurement phase, equipment, work orders, and Program Management fees.

There may be some additional financial activity on these projects as the final payments are made and all of the purchase orders are closed-out. When the projects are closed-out remaining balances (savings) are reported to the School Board and returned to the Capital Reserve.

This is a budget and expenditure activity report, and is not a construction status report. The accompanying introduction and notes are an integral part of this budget activity report.



SMART Program Budget Activity Report

Completed and Meets Standard Projects Detail Schedule for Quarter Ended September 30, 2020



GOB Referendum Approved by Voters on 11/4/2014 - 70 Months Since Approval

School/ Project	Original Budget	Current Budget	Prior Years Expenditures	Commitments	Current Year Expenditures	Balance
Pompano Beach Middle School						
Additional Computers to Close Gap Project Number: 002185002	170,000	169,889	169,889	-	-	-
Wireless Network Upgrade and CAT 6 Data Port Upgrade Project Number: 002185003	123,000	72,632	72,632	-	-	-
Music Instruments Project Number: 002185009	100,000	-	-	-	-	-
School Choice Enhancement Project Number: P.001747	100,000	100,000	99,975	-	-	25
Quiet Waters Elementary School						
Technology Infrastructure Upgrade Project Number: 312185001	153,000	71,399	71,399	-	-	-
Additional Computers to Close Gap Project Number: 312185002	257,000	256,981	256,981	-	-	-
Wireless Network Upgrade and CAT 6 Data Port Upgrade Project Number: 312185003	72,000	-	-	-	-	-
Music Instruments Project Number: 312185009	50,000	50,000	42,796	54	-	7,150
Ramblewood Elementary School						
Technology Infrastructure Upgrade Project Number: 272185001	17,000	6,871	6,871	-	-	-
Additional Computers to Close Gap Project Number: 272185002	179,000	178,862	178,862	-	-	-

* Project expenditures include, but are not limited to, construction costs, design costs, permitting costs, advertising costs during the planning and procurement phase, equipment, work orders, and Program Management fees.

There may be some additional financial activity on these projects as the final payments are made and all of the purchase orders are closed-out. When the projects are closed-out remaining balances (savings) are reported to the School Board and returned to the Capital Reserve.

This is a budget and expenditure activity report, and is not a construction status report. The accompanying introduction and notes are an integral part of this budget activity report.



SMART Program Budget Activity Report

Completed and Meets Standard Projects Detail Schedule for Quarter Ended September 30, 2020



GOB Referendum Approved by Voters on 11/4/2014 - 70 Months Since Approval

School/ Project	Original Budget	Current Budget	Prior Years Expenditures	Commitments	Current Year Expenditures	Balance
Ramblewood Elementary School						
Wireless Network Upgrade and CAT 6 Data Port Upgrade Project Number: 272185003	106,000	60,764	60,764	-	-	-
Music Instruments Project Number: 272185009	50,000	50,000	49,999	-	-	1
Ramblewood Middle School						
Technology Infrastructure Upgrade Project Number: 271185001	170,000	153,282	153,282	-	-	-
Additional Computers to Close Gap Project Number: 271185002	183,000	182,825	182,825	-	-	-
Wireless Network Upgrade and CAT 6 Data Port Upgrade Project Number: 271185003	68,000	66,413	66,413	-	-	-
Music Instruments Project Number: 271185009	100,000	100,000	99,993	-	-	7
School Choice Enhancement Project Number: P.001945	100,000	100,000	100,000	-	-	-
Renaissance Charter Middle School at Pines						
Charter School Technology Project Number: 501485004	69,233	69,233	69,233	-	-	-
Renaissance Charter School of Plantation						
Charter School Technology Project Number: 502385004	301,209	301,202	301,202	-	-	-
Renaissance Charter School at Cooper City						
Charter School Technology Project Number: 504985004	361,151	361,144	361,144	-	-	-

* Project expenditures include, but are not limited to, construction costs, design costs, permitting costs, advertising costs during the planning and procurement phase, equipment, work orders, and Program Management fees.

There may be some additional financial activity on these projects as the final payments are made and all of the purchase orders are closed-out. When the projects are closed-out remaining balances (savings) are reported to the School Board and returned to the Capital Reserve.

This is a budget and expenditure activity report, and is not a construction status report.
The accompanying introduction and notes are an integral part of this budget activity report.



SMART Program Budget Activity Report

Completed and Meets Standard Projects Detail Schedule for Quarter Ended September 30, 2020



GOB Referendum Approved by Voters on 11/4/2014 - 70 Months Since Approval

School/ Project	Original Budget	Current Budget	Prior Years Expenditures	Commitments	Current Year Expenditures	Balance
Renaissance Charter School at University						
Charter School Technology Project Number: 504885004	430,084	430,084	430,084	-	-	-
Renaissance Charter School of Coral Springs						
Charter School Technology Project Number: 502085004	445,968	445,891	445,891	-	-	-
Renaissance Charter Schools at Pines						
Charter School Technology Project Number: 571085004	246,062	246,057	246,057	-	-	-
Rickards, James S. Middle School						
Technology Infrastructure Upgrade Project Number: 212185001	17,000	14,526	14,526	-	-	-
Additional Computers to Close Gap Project Number: 212185002	200,000	199,887	199,887	-	-	-
Wireless Network Upgrade and CAT 6 Data Port Upgrade Project Number: 212185003	106,000	93,395	89,387	-	-	4,008
School Choice Enhancement Project Number: P.002031	100,000	100,000	96,647	627	-	2,726
RISE Academy School of Science and Technology						
Charter School Technology Project Number: 542085004	82,420	82,405	82,405	-	-	-
Riverglades Elementary School						
Technology Infrastructure Upgrade Project Number: 289185001	143,000	63,958	63,958	-	-	-

* Project expenditures include, but are not limited to, construction costs, design costs, permitting costs, advertising costs during the planning and procurement phase, equipment, work orders, and Program Management fees.

There may be some additional financial activity on these projects as the final payments are made and all of the purchase orders are closed-out. When the projects are closed-out remaining balances (savings) are reported to the School Board and returned to the Capital Reserve.

This is a budget and expenditure activity report, and is not a construction status report. The accompanying introduction and notes are an integral part of this budget activity report.



SMART Program Budget Activity Report

Completed and Meets Standard Projects Detail Schedule for Quarter Ended September 30, 2020



GOB Referendum Approved by Voters on 11/4/2014 - 70 Months Since Approval

School/ Project	Original Budget	Current Budget	Prior Years Expenditures	Commitments	Current Year Expenditures	Balance
Riverglades Elementary School						
Additional Computers to Close Gap Project Number: 289185002	165,000	164,983	164,983	-	-	-
Wireless Network Upgrade and CAT 6 Data Port Upgrade Project Number: 289185003	59,000	-	-	-	-	-
Music Instruments Project Number: 289185009	50,000	50,000	43,721	6,278	-	1
Riverland Elementary School						
Additional Computers to Close Gap Project Number: 015185002	122,000	121,975	121,975	-	-	-
Wireless Network Upgrade and CAT 6 Data Port Upgrade Project Number: 015185003	44,000	33,357	33,357	-	-	-
Music Instruments Project Number: 015185009	50,000	50,000	49,890	-	-	110
Riverside Elementary School						
Technology Infrastructure Upgrade Project Number: 303185001	144,000	14,224	14,224	-	-	-
Additional Computers to Close Gap Project Number: 303185002	124,000	123,902	123,902	-	-	-
Wireless Network Upgrade and CAT 6 Data Port Upgrade Project Number: 303185003	63,000	4,834	4,834	-	-	-
Music Instruments Project Number: 303185009	50,000	50,000	49,999	-	-	1

* Project expenditures include, but are not limited to, construction costs, design costs, permitting costs, advertising costs during the planning and procurement phase, equipment, work orders, and Program Management fees.

There may be some additional financial activity on these projects as the final payments are made and all of the purchase orders are closed-out. When the projects are closed-out remaining balances (savings) are reported to the School Board and returned to the Capital Reserve.

This is a budget and expenditure activity report, and is not a construction status report.
The accompanying introduction and notes are an integral part of this budget activity report.



SMART Program Budget Activity Report

Completed and Meets Standard Projects Detail Schedule for Quarter Ended September 30, 2020



GOB Referendum Approved by Voters on 11/4/2014 - 70 Months Since Approval

School/ Project	Original Budget	Current Budget	Prior Years Expenditures	Commitments	Current Year Expenditures	Balance
Rock Island Elementary School						
Additional Computers to Close Gap Project Number: 370185002	88,000	87,992	87,992	-	-	-
Wireless Network Upgrade and CAT 6 Data Port Upgrade Project Number: 370185003	27,000	26,615	26,615	-	-	-
Music Instruments Project Number: 370185009	50,000	-	-	-	-	-
School Choice Enhancement Project Number: P.001755	100,000	100,000	99,986	-	-	14
Royal Palm Elementary School						
Technology Infrastructure Upgrade Project Number: 185185001	9,000	6,871	6,871	-	-	-
Additional Computers to Close Gap Project Number: 185185002	119,000	118,980	118,980	-	-	-
Wireless Network Upgrade and CAT 6 Data Port Upgrade Project Number: 185185003	104,000	62,323	62,323	-	-	-
Music Instruments Project Number: 185185009	50,000	50,000	47,436	-	-	2,564
School Choice Enhancement Project Number: P.002169	100,000	100,000	99,906	-	-	94
Sanders Park Elementary School						
Additional Computers to Close Gap Project Number: 089185002	116,000	115,835	115,835	-	-	-

* Project expenditures include, but are not limited to, construction costs, design costs, permitting costs, advertising costs during the planning and procurement phase, equipment, work orders, and Program Management fees.

There may be some additional financial activity on these projects as the final payments are made and all of the purchase orders are closed-out. When the projects are closed-out remaining balances (savings) are reported to the School Board and returned to the Capital Reserve.

This is a budget and expenditure activity report, and is not a construction status report. The accompanying introduction and notes are an integral part of this budget activity report.



SMART Program Budget Activity Report

Completed and Meets Standard Projects Detail Schedule for Quarter Ended September 30, 2020



GOB Referendum Approved by Voters on 11/4/2014 - 70 Months Since Approval

School/ Project	Original Budget	Current Budget	Prior Years Expenditures	Commitments	Current Year Expenditures	Balance
Sanders Park Elementary School						
Wireless Network Upgrade and CAT 6 Data Port Upgrade Project Number: 089185003	40,000	35,721	35,721	-	-	-
Music Instruments Project Number: 089185009	50,000	50,000	49,994	-	-	6
Sandpiper Elementary School						
Technology Infrastructure Upgrade Project Number: 306185001	39,000	21,587	21,587	-	-	-
Additional Computers to Close Gap Project Number: 306185002	169,000	168,691	168,691	-	-	-
Wireless Network Upgrade and CAT 6 Data Port Upgrade Project Number: 306185003	58,000	46,172	46,172	-	-	-
Music Instruments Project Number: 306185009	50,000	50,000	49,444	-	-	556
School Choice Enhancement Project Number: P.001707	100,000	100,000	99,939	56	-	5
Sawgrass Elementary School						
Technology Infrastructure Upgrade Project Number: 340185001	91,000	49,079	49,079	-	-	-
Additional Computers to Close Gap Project Number: 340185002	194,000	193,950	193,950	-	-	-
Wireless Network Upgrade and CAT 6 Data Port Upgrade Project Number: 340185003	116,000	81,827	81,827	-	-	-

* Project expenditures include, but are not limited to, construction costs, design costs, permitting costs, advertising costs during the planning and procurement phase, equipment, work orders, and Program Management fees.

There may be some additional financial activity on these projects as the final payments are made and all of the purchase orders are closed-out. When the projects are closed-out remaining balances (savings) are reported to the School Board and returned to the Capital Reserve.

This is a budget and expenditure activity report, and is not a construction status report. The accompanying introduction and notes are an integral part of this budget activity report.



SMART Program Budget Activity Report

Completed and Meets Standard Projects Detail Schedule for Quarter Ended September 30, 2020



GOB Referendum Approved by Voters on 11/4/2014 - 70 Months Since Approval

School/ Project	Original Budget	Current Budget	Prior Years Expenditures	Commitments	Current Year Expenditures	Balance
Sawgrass Elementary School						
Music Instruments Project Number: 340185009	50,000	50,000	50,000	-	-	-
School Choice Enhancement Project Number: P.002371	100,000	100,000	98,048	-	-	1,952
Sawgrass Springs Middle School						
Technology Infrastructure Upgrade Project Number: 343185001	200,000	92,568	92,568	-	-	-
Additional Computers to Close Gap Project Number: 343185002	188,000	187,997	187,997	-	-	-
Wireless Network Upgrade and CAT 6 Data Port Upgrade Project Number: 343185003	73,000	71,249	71,249	-	-	-
Music Instruments Project Number: 343185009	100,000	100,000	99,995	-	-	5
School Choice Enhancement Project Number: P.001963	100,000	100,000	99,996	-	-	4
Sea Castle Elementary School						
Technology Infrastructure Upgrade Project Number: 287185001	26,000	20,781	20,781	-	-	-
Additional Computers to Close Gap Project Number: 287185002	162,000	161,980	161,980	-	-	-
Wireless Network Upgrade and CAT 6 Data Port Upgrade Project Number: 287185003	111,000	72,206	72,206	-	-	-

* Project expenditures include, but are not limited to, construction costs, design costs, permitting costs, advertising costs during the planning and procurement phase, equipment, work orders, and Program Management fees.

There may be some additional financial activity on these projects as the final payments are made and all of the purchase orders are closed-out. When the projects are closed-out remaining balances (savings) are reported to the School Board and returned to the Capital Reserve.

This is a budget and expenditure activity report, and is not a construction status report. The accompanying introduction and notes are an integral part of this budget activity report.



SMART Program Budget Activity Report

Completed and Meets Standard Projects Detail Schedule for Quarter Ended September 30, 2020



GOB Referendum Approved by Voters on 11/4/2014 - 70 Months Since Approval

School/ Project	Original Budget	Current Budget	Prior Years Expenditures	Commitments	Current Year Expenditures	Balance
Sea Castle Elementary School						
Music Instruments Project Number: 287185009	50,000	50,000	49,675	-	-	325
School Choice Enhancement Project Number: P.001799	100,000	100,000	98,919	1,064	-	17
Seagull Alternative High School						
Technology Infrastructure Upgrade Project Number: 060185001	26,000	4,081	4,081	-	-	-
Wireless Network Upgrade and CAT 6 Data Port Upgrade Project Number: 060185003	100,000	65,631	65,630	-	-	1
Music Instruments Project Number: 060185009	50,000	-	-	-	-	-
School Choice Enhancement Project Number: P.001704	100,000	100,000	99,968	-	-	32
Seminole Middle School						
Technology Infrastructure Upgrade Project Number: 189185001	196,000	161,685	161,685	-	-	-
Additional Computers to Close Gap Project Number: 189185002	204,000	203,869	203,869	-	-	-
Wireless Network Upgrade and CAT 6 Data Port Upgrade Project Number: 189185003	56,000	50,606	50,606	-	-	-
Music Instruments Project Number: 189185009	100,000	100,000	99,990	-	-	10
Track Resurfacing Project Number: P.002094	70,000	70,000	45,100	-	-	24,900

* Project expenditures include, but are not limited to, construction costs, design costs, permitting costs, advertising costs during the planning and procurement phase, equipment, work orders, and Program Management fees.

There may be some additional financial activity on these projects as the final payments are made and all of the purchase orders are closed-out. When the projects are closed-out remaining balances (savings) are reported to the School Board and returned to the Capital Reserve.

This is a budget and expenditure activity report, and is not a construction status report. The accompanying introduction and notes are an integral part of this budget activity report.



SMART Program Budget Activity Report

Completed and Meets Standard Projects Detail Schedule for Quarter Ended September 30, 2020



GOB Referendum Approved by Voters on 11/4/2014 - 70 Months Since Approval

School/ Project	Original Budget	Current Budget	Prior Years Expenditures	Commitments	Current Year Expenditures	Balance
Seminole Middle School						
School Choice Enhancement Project Number: P.002234	100,000	100,000	89,824	67	-	10,109
Sheridan Hills Elementary School						
Additional Computers to Close Gap Project Number: 181185002	115,000	114,944	114,944	-	-	-
Wireless Network Upgrade and CAT 6 Data Port Upgrade Project Number: 181185003	68,000	61,030	61,030	-	-	-
Music Instruments Project Number: 181185009	50,000	50,000	49,999	-	-	1
School Choice Enhancement Project Number: P.001840	100,000	100,000	99,791	-	-	209
Sheridan Park Elementary School						
Technology Infrastructure Upgrade Project Number: 132185001	17,000	11,501	11,501	-	-	-
Additional Computers to Close Gap Project Number: 132185002	184,000	183,857	183,857	-	-	-
Wireless Network Upgrade and CAT 6 Data Port Upgrade Project Number: 132185003	99,000	54,785	54,785	-	-	-
Music Instruments Project Number: 132185009	50,000	50,000	49,977	-	20	3
School Choice Enhancement Project Number: P.002392	100,000	100,000	94,862	-	-	5,138

* Project expenditures include, but are not limited to, construction costs, design costs, permitting costs, advertising costs during the planning and procurement phase, equipment, work orders, and Program Management fees.

There may be some additional financial activity on these projects as the final payments are made and all of the purchase orders are closed-out. When the projects are closed-out remaining balances (savings) are reported to the School Board and returned to the Capital Reserve.

This is a budget and expenditure activity report, and is not a construction status report. The accompanying introduction and notes are an integral part of this budget activity report.



SMART Program Budget Activity Report

Completed and Meets Standard Projects Detail Schedule for Quarter Ended September 30, 2020



GOB Referendum Approved by Voters on 11/4/2014 - 70 Months Since Approval

School/ Project	Original Budget	Current Budget	Prior Years Expenditures	Commitments	Current Year Expenditures	Balance
Sheridan Technical Center						
Technology Infrastructure Upgrade Project Number: 105185001	364,000	360,680	360,680	-	-	-
Wireless Network Upgrade and CAT 6 Data Port Upgrade Project Number: 105185003	92,000	91,999	91,999	-	-	-
School Choice Enhancement Project Number: P.002346	100,000	100,000	-	85,364	-	14,636
Sheridan Technical High School						
Wireless Network Upgrade and CAT 6 Data Port Upgrade Project Number: 042285003	40,000	34,038	34,038	-	-	-
School Choice Enhancement Project Number: P.002373	100,000	100,000	99,993	-	-	7
Silver Lakes Elementary School						
Technology Infrastructure Upgrade Project Number: 337185001	134,000	84,626	84,626	-	-	-
Additional Computers to Close Gap Project Number: 337185002	158,000	157,944	157,944	-	-	-
Wireless Network Upgrade and CAT 6 Data Port Upgrade Project Number: 337185003	95,000	58,044	58,044	-	-	-
Music Instruments Project Number: 337185009	50,000	50,000	43,119	-	6,278	603
Building Envelope Improvements (Roof, Window, Ext Wall, etc.), HVAC Improvements Project Number: P.002009	744,000	2,249,741	2,012,841	28,641	7,182	201,077

* Project expenditures include, but are not limited to, construction costs, design costs, permitting costs, advertising costs during the planning and procurement phase, equipment, work orders, and Program Management fees.

There may be some additional financial activity on these projects as the final payments are made and all of the purchase orders are closed-out. When the projects are closed-out remaining balances (savings) are reported to the School Board and returned to the Capital Reserve.

This is a budget and expenditure activity report, and is not a construction status report. The accompanying introduction and notes are an integral part of this budget activity report.



SMART Program Budget Activity Report

Completed and Meets Standard Projects Detail Schedule for Quarter Ended September 30, 2020



GOB Referendum Approved by Voters on 11/4/2014 - 70 Months Since Approval

School/ Project	Original Budget	Current Budget	Prior Years Expenditures	Commitments	Current Year Expenditures	Balance
Silver Lakes Elementary School						
School Choice Enhancement Project Number: P.002319	100,000	100,000	99,772	-	-	228
Silver Lakes Middle School						
Technology Infrastructure Upgrade Project Number: 297185001	17,000	3,224	3,224	-	-	-
Additional Computers to Close Gap Project Number: 297185002	65,000	64,969	64,969	-	-	-
Wireless Network Upgrade and CAT 6 Data Port Upgrade Project Number: 297185003	67,000	41,699	41,699	-	-	-
Music Instruments Project Number: 297185009	100,000	100,000	99,862	-	-	138
Silver Palms Elementary School						
Technology Infrastructure Upgrade Project Number: 349185001	123,000	65,648	65,648	-	-	-
Additional Computers to Close Gap Project Number: 349185002	206,000	205,848	205,848	-	-	-
Wireless Network Upgrade and CAT 6 Data Port Upgrade Project Number: 349185003	54,000	1,881	1,881	-	-	-
Music Instruments Project Number: 349185009	50,000	50,000	49,885	109	-	6
Silver Ridge Elementary School						
Technology Infrastructure Upgrade Project Number: 308185001	95,000	44,397	44,397	-	-	-

* Project expenditures include, but are not limited to, construction costs, design costs, permitting costs, advertising costs during the planning and procurement phase, equipment, work orders, and Program Management fees.

There may be some additional financial activity on these projects as the final payments are made and all of the purchase orders are closed-out. When the projects are closed-out remaining balances (savings) are reported to the School Board and returned to the Capital Reserve.

This is a budget and expenditure activity report, and is not a construction status report. The accompanying introduction and notes are an integral part of this budget activity report.



SMART Program Budget Activity Report

Completed and Meets Standard Projects Detail Schedule for Quarter Ended September 30, 2020



GOB Referendum Approved by Voters on 11/4/2014 - 70 Months Since Approval

School/ Project	Original Budget	Current Budget	Prior Years Expenditures	Commitments	Current Year Expenditures	Balance
Silver Ridge Elementary School						
Additional Computers to Close Gap Project Number: 308185002	260,000	259,931	259,931	-	-	-
Wireless Network Upgrade and CAT 6 Data Port Upgrade Project Number: 308185003	109,000	61,787	61,787	-	-	-
Music Instruments Project Number: 308185009	50,000	50,000	49,999	-	-	1
School Choice Enhancement Project Number: P.001957	100,000	100,000	99,989	-	-	11
Silver Shores Elementary School						
Technology Infrastructure Upgrade Project Number: 358185001	30,000	28,821	28,821	-	-	-
Additional Computers to Close Gap Project Number: 358185002	83,000	82,976	82,976	-	-	-
Wireless Network Upgrade and CAT 6 Data Port Upgrade Project Number: 358185003	82,000	81,990	81,990	-	-	-
Music Instruments Project Number: 358185009	50,000	50,000	49,962	-	-	38
School Choice Enhancement Project Number: P.001706	100,000	100,000	99,449	129	-	422
Building Envelope Improvements (Roof, Window, Ext Wall, etc.), HVAC Improvements Project Number: P.001906	1,034,000	2,265,560	2,063,274	15,072	247	186,967

* Project expenditures include, but are not limited to, construction costs, design costs, permitting costs, advertising costs during the planning and procurement phase, equipment, work orders, and Program Management fees.

There may be some additional financial activity on these projects as the final payments are made and all of the purchase orders are closed-out. When the projects are closed-out remaining balances (savings) are reported to the School Board and returned to the Capital Reserve.

This is a budget and expenditure activity report, and is not a construction status report.
The accompanying introduction and notes are an integral part of this budget activity report.



SMART Program Budget Activity Report

Completed and Meets Standard Projects Detail Schedule for Quarter Ended September 30, 2020



GOB Referendum Approved by Voters on 11/4/2014 - 70 Months Since Approval

School/ Project	Original Budget	Current Budget	Prior Years Expenditures	Commitments	Current Year Expenditures	Balance
Silver Trail Middle School						
Technology Infrastructure Upgrade Project Number: 333185001	251,000	198,353	198,353	-	-	-
Additional Computers to Close Gap Project Number: 333185002	316,000	315,943	315,943	-	-	-
Wireless Network Upgrade and CAT 6 Data Port Upgrade Project Number: 333185003	78,000	47,109	47,109	-	-	0
Music Instruments Project Number: 333185009	100,000	100,000	99,999	-	-	1
Re-roofing of bldg. 2, section C & D Project Number: P.001650	-	605,000	194,553	80	-	410,367
School Choice Enhancement Project Number: P.001795	100,000	100,000	100,000	-	-	-
Somerset Academy Charter Conservatory High						
Charter School Technology Project Number: 539685004	35,665	35,656	35,656	-	-	-
Somerset Academy Charter High School Miramar Campus						
Charter School Technology Project Number: 500785004	84,219	84,214	84,214	-	-	-
Somerset Academy Charter School Miramar						
Charter School Technology Project Number: 540585004	193,613	193,605	193,605	-	-	-

* Project expenditures include, but are not limited to, construction costs, design costs, permitting costs, advertising costs during the planning and procurement phase, equipment, work orders, and Program Management fees.

There may be some additional financial activity on these projects as the final payments are made and all of the purchase orders are closed-out. When the projects are closed-out remaining balances (savings) are reported to the School Board and returned to the Capital Reserve.

This is a budget and expenditure activity report, and is not a construction status report. The accompanying introduction and notes are an integral part of this budget activity report.



SMART Program Budget Activity Report

Completed and Meets Standard Projects Detail Schedule for Quarter Ended September 30, 2020



GOB Referendum Approved by Voters on 11/4/2014 - 70 Months Since Approval

School/ Project	Original Budget	Current Budget	Prior Years Expenditures	Commitments	Current Year Expenditures	Balance
Somerset Academy Davie Charter School						
Charter School Technology Project Number: 521185004	45,256	45,251	45,251	-	-	-
Somerset Academy East Preparatory						
Charter School Technology Project Number: 539185004	87,515	87,511	87,511	-	-	-
Somerset Academy Elementary						
Charter School Technology Project Number: 514185004	280,529	280,507	280,507	-	-	-
Somerset Academy High						
Charter School Technology Project Number: 522185004	329,381	329,375	329,375	-	-	-
Somerset Academy Hollywood						
Charter School Technology Project Number: 538785004	17,083	17,080	17,080	-	-	-
Somerset Academy Hollywood Middle School						
Charter School Technology Project Number: 541985004	3,297	3,293	3,293	-	-	-
Somerset Academy Middle						
Charter School Technology Project Number: 515185004	249,059	249,055	249,055	-	-	-
Somerset Academy Miramar Middle						
Charter School Technology Project Number: 540685004	131,573	131,539	131,539	-	-	-
Somerset Academy Neighborhood						
Charter School Technology Project Number: 502185004	158,247	158,237	158,237	-	-	-

* Project expenditures include, but are not limited to, construction costs, design costs, permitting costs, advertising costs during the planning and procurement phase, equipment, work orders, and Program Management fees.

There may be some additional financial activity on these projects as the final payments are made and all of the purchase orders are closed-out. When the projects are closed-out remaining balances (savings) are reported to the School Board and returned to the Capital Reserve.

This is a budget and expenditure activity report, and is not a construction status report.
The accompanying introduction and notes are an integral part of this budget activity report.



SMART Program Budget Activity Report

Completed and Meets Standard Projects Detail Schedule for Quarter Ended September 30, 2020



GOB Referendum Approved by Voters on 11/4/2014 - 70 Months Since Approval

School/ Project	Original Budget	Current Budget	Prior Years Expenditures	Commitments	Current Year Expenditures	Balance
Somerset Academy Pompano						
Charter School Technology Project Number: 538885004	49,452	49,451	49,451	-	-	-
Somerset Academy Pompano Middle						
Charter School Technology Project Number: 541385004	6,893	6,885	6,885	-	-	-
Somerset Academy Village Charter Middle School						
Charter School Technology Project Number: 500285004	33,268	33,265	33,265	-	-	-
Somerset Charter Academy @ North Lauderdale						
Charter School Technology Project Number: 500385004	212,794	212,787	212,787	-	-	-
Somerset Miramar South						
Charter School Technology Project Number: 505485004	31,470	31,469	31,469	-	-	-
Somerset Pines Academy						
Charter School Technology Project Number: 503085004	146,558	146,548	146,548	-	-	-
Somerset Prep Charter High Broward Campus						
Charter School Technology Project Number: 500685004	66,835	66,831	66,831	-	-	-
Somerset Preparatory Charter Middle School						
Charter School Technology Project Number: 544185004	101,002	100,993	100,993	-	-	-

* Project expenditures include, but are not limited to, construction costs, design costs, permitting costs, advertising costs during the planning and procurement phase, equipment, work orders, and Program Management fees.

There may be some additional financial activity on these projects as the final payments are made and all of the purchase orders are closed-out. When the projects are closed-out remaining balances (savings) are reported to the School Board and returned to the Capital Reserve.

This is a budget and expenditure activity report, and is not a construction status report. The accompanying introduction and notes are an integral part of this budget activity report.



SMART Program Budget Activity Report

Completed and Meets Standard Projects Detail Schedule for Quarter Ended September 30, 2020



GOB Referendum Approved by Voters on 11/4/2014 - 70 Months Since Approval

School/ Project	Original Budget	Current Budget	Prior Years Expenditures	Commitments	Current Year Expenditures	Balance
Somerset Village Academy						
Charter School Technology Project Number: 500485004	74,328	74,319	74,319	-	-	-
South Broward High School						
Additional Computers to Close Gap Project Number: 017185002	421,000	420,995	420,995	-	-	-
Wireless Network Upgrade and CAT 6 Data Port Upgrade Project Number: 017185003	181,000	159,681	159,681	-	-	-
School Choice Enhancement Project Number: P.001991	100,000	100,000	100,000	-	-	-
Weight Room Renovation Project Number: P.002023	121,000	121,000	120,176	-	-	824
South Plantation High School						
Technology Infrastructure Upgrade Project Number: 235185001	371,000	238,150	238,150	-	-	-
Additional Computers to Close Gap Project Number: 235185002	549,000	548,915	548,915	-	-	-
Wireless Network Upgrade and CAT 6 Data Port Upgrade Project Number: 235185003	122,000	117,876	117,876	-	-	-
Music Instruments Project Number: 235185009	300,000	300,000	299,991	-	-	9
Weight Room Renovation Project Number: P.002161	121,000	121,000	120,645	-	-	355

* Project expenditures include, but are not limited to, construction costs, design costs, permitting costs, advertising costs during the planning and procurement phase, equipment, work orders, and Program Management fees.

There may be some additional financial activity on these projects as the final payments are made and all of the purchase orders are closed-out. When the projects are closed-out remaining balances (savings) are reported to the School Board and returned to the Capital Reserve.

This is a budget and expenditure activity report, and is not a construction status report. The accompanying introduction and notes are an integral part of this budget activity report.



SMART Program Budget Activity Report

Completed and Meets Standard Projects Detail Schedule for Quarter Ended September 30, 2020



GOB Referendum Approved by Voters on 11/4/2014 - 70 Months Since Approval

School/ Project	Original Budget	Current Budget	Prior Years Expenditures	Commitments	Current Year Expenditures	Balance
Stephen Foster Elementary School						
Additional Computers to Close Gap Project Number: 092185002	49,000	48,913	48,913	-	-	-
Wireless Network Upgrade and CAT 6 Data Port Upgrade Project Number: 092185003	82,000	74,617	74,617	-	-	-
Music Instruments Project Number: 092185009	50,000	50,000	49,446	-	-	554
School Choice Enhancement Project Number: P.002391	100,000	100,000	75,735	1,646	12,119	10,500
Stirling Elementary School						
Additional Computers to Close Gap Project Number: 069185002	198,000	197,883	197,883	-	-	-
Wireless Network Upgrade and CAT 6 Data Port Upgrade Project Number: 069185003	84,000	57,716	57,716	-	-	-
Music Instruments Project Number: 069185009	50,000	50,000	50,000	-	-	-
School Choice Enhancement Project Number: P.001962	100,000	100,000	99,885	-	-	115
Stoneman Douglas High School						
Technology Infrastructure Upgrade Project Number: 301185001	441,000	335,493	335,493	-	-	-
Additional Computers to Close Gap Project Number: 301185002	830,000	829,903	829,903	-	-	-

* Project expenditures include, but are not limited to, construction costs, design costs, permitting costs, advertising costs during the planning and procurement phase, equipment, work orders, and Program Management fees.

There may be some additional financial activity on these projects as the final payments are made and all of the purchase orders are closed-out. When the projects are closed-out remaining balances (savings) are reported to the School Board and returned to the Capital Reserve.

This is a budget and expenditure activity report, and is not a construction status report. The accompanying introduction and notes are an integral part of this budget activity report.



SMART Program Budget Activity Report

Completed and Meets Standard Projects Detail Schedule for Quarter Ended September 30, 2020



GOB Referendum Approved by Voters on 11/4/2014 - 70 Months Since Approval

School/ Project	Original Budget	Current Budget	Prior Years Expenditures	Commitments	Current Year Expenditures	Balance
Stoneman Douglas High School						
Wireless Network Upgrade and CAT 6 Data Port Upgrade Project Number: 301185003	38,000	26,755	26,755	-	-	-
Music Instruments Project Number: 301185009	300,000	300,000	300,000	-	-	-
Weight Room Renovation Project Number: P.002162	121,000	121,000	120,995	-	-	5
Stranahan High School						
Technology Infrastructure Upgrade Project Number: 021185001	8,000	4,812	4,812	-	-	-
Additional Computers to Close Gap Project Number: 021185002	305,000	304,903	304,903	-	-	-
Wireless Network Upgrade and CAT 6 Data Port Upgrade Project Number: 021185003	230,000	154,519	154,519	-	-	-
Music Instruments Project Number: 021185009	100,000	100,000	93,724	-	-	6,276
Weight Room Renovation Project Number: P.001995	121,000	121,000	120,415	-	-	585
Track Resurfacing Project Number: P.002107	300,000	300,000	285,286	14,714	-	-
SunEd High School						
Charter School Technology Project Number: 506085004	107,296	107,283	107,283	-	-	-

* Project expenditures include, but are not limited to, construction costs, design costs, permitting costs, advertising costs during the planning and procurement phase, equipment, work orders, and Program Management fees.

There may be some additional financial activity on these projects as the final payments are made and all of the purchase orders are closed-out. When the projects are closed-out remaining balances (savings) are reported to the School Board and returned to the Capital Reserve.

This is a budget and expenditure activity report, and is not a construction status report.
The accompanying introduction and notes are an integral part of this budget activity report.



SMART Program Budget Activity Report

Completed and Meets Standard Projects Detail Schedule for Quarter Ended September 30, 2020



GOB Referendum Approved by Voters on 11/4/2014 - 70 Months Since Approval

School/ Project	Original Budget	Current Budget	Prior Years Expenditures	Commitments	Current Year Expenditures	Balance
Sunland Park Academy						
Additional Computers to Close Gap Project Number: 061185002	29,000	28,768	28,768	-	-	-
Wireless Network Upgrade and CAT 6 Data Port Upgrade Project Number: 061185003	26,000	25,850	25,850	-	-	-
Music Instruments Project Number: 061185009	50,000	50,000	49,999	-	-	1
School Choice Enhancement Project Number: P.001928	100,000	100,000	99,997	-	-	3
Sunrise Middle School						
Additional Computers to Close Gap Project Number: 025185002	185,000	184,884	184,884	-	-	-
Wireless Network Upgrade and CAT 6 Data Port Upgrade Project Number: 025185003	132,000	129,428	129,428	-	-	-
Music Instruments Project Number: 025185009	100,000	100,000	99,999	-	-	1
School Choice Enhancement Project Number: P.001918	100,000	100,000	98,815	1,100	-	85
Sunset Lakes Elementary School						
Technology Infrastructure Upgrade Project Number: 366185001	9,000	-	-	-	-	-
Additional Computers to Close Gap Project Number: 366185002	195,000	194,803	194,803	-	-	-

* Project expenditures include, but are not limited to, construction costs, design costs, permitting costs, advertising costs during the planning and procurement phase, equipment, work orders, and Program Management fees.

There may be some additional financial activity on these projects as the final payments are made and all of the purchase orders are closed-out. When the projects are closed-out remaining balances (savings) are reported to the School Board and returned to the Capital Reserve.

This is a budget and expenditure activity report, and is not a construction status report.
The accompanying introduction and notes are an integral part of this budget activity report.



SMART Program Budget Activity Report

Completed and Meets Standard Projects Detail Schedule for Quarter Ended September 30, 2020



GOB Referendum Approved by Voters on 11/4/2014 - 70 Months Since Approval

School/ Project	Original Budget	Current Budget	Prior Years Expenditures	Commitments	Current Year Expenditures	Balance
Sunset Lakes Elementary School						
Wireless Network Upgrade and CAT 6 Data Port Upgrade Project Number: 366185003	82,000	74,850	73,283	-	-	1,567
Music Instruments Project Number: 366185009	50,000	50,000	49,999	-	-	1
School Choice Enhancement Project Number: P.001718	100,000	100,000	100,000	-	-	-
Sunshine Elementary Charter						
Charter School Technology Project Number: 540085004	86,916	86,895	86,895	-	-	-
Sunshine Elementary School						
Additional Computers to Close Gap Project Number: 117185002	190,000	189,970	189,970	-	-	-
Wireless Network Upgrade and CAT 6 Data Port Upgrade Project Number: 117185003	94,000	60,310	60,310	-	-	-
Music Instruments Project Number: 117185009	50,000	50,000	49,784	216	-	-
Tamarac Elementary School						
Technology Infrastructure Upgrade Project Number: 262185001	26,000	9,206	9,206	-	-	-
Additional Computers to Close Gap Project Number: 262185002	251,000	250,988	250,988	-	-	-
Wireless Network Upgrade and CAT 6 Data Port Upgrade Project Number: 262185003	134,000	89,195	89,195	-	-	-

* Project expenditures include, but are not limited to, construction costs, design costs, permitting costs, advertising costs during the planning and procurement phase, equipment, work orders, and Program Management fees.

There may be some additional financial activity on these projects as the final payments are made and all of the purchase orders are closed-out. When the projects are closed-out remaining balances (savings) are reported to the School Board and returned to the Capital Reserve.

This is a budget and expenditure activity report, and is not a construction status report. The accompanying introduction and notes are an integral part of this budget activity report.



SMART Program Budget Activity Report

Completed and Meets Standard Projects Detail Schedule for Quarter Ended September 30, 2020



GOB Referendum Approved by Voters on 11/4/2014 - 70 Months Since Approval

School/ Project	Original Budget	Current Budget	Prior Years Expenditures	Commitments	Current Year Expenditures	Balance
Tamarac Elementary School						
Music Instruments Project Number: 262185009	50,000	50,000	49,998	-	-	2
School Choice Enhancement Project Number: P.001761	100,000	100,000	99,939	-	-	61
Media Center improvements Project Number: P.002049	295,000	295,000	53,975	10,146	2,532	228,347
Taravella, J.P. High School						
Technology Infrastructure Upgrade Project Number: 275185001	429,000	289,381	289,381	-	-	-
Additional Computers to Close Gap Project Number: 275185002	788,000	787,980	787,980	-	-	-
Wireless Network Upgrade and CAT 6 Data Port Upgrade Project Number: 275185003	133,000	133,000	133,000	-	-	-
Music Instruments Project Number: 275185009	300,000	300,000	299,999	-	-	1
Track Resurfacing Project Number: P.002106	300,000	300,000	263,927	36,073	-	-
Weight Room Renovation Project Number: P.002156	121,000	121,000	121,000	-	-	-
Tedder Elementary School						
Additional Computers to Close Gap Project Number: 057185002	90,000	89,916	89,916	-	-	-
Wireless Network Upgrade and CAT 6 Data Port Upgrade Project Number: 057185003	55,000	53,550	53,550	-	-	-

* Project expenditures include, but are not limited to, construction costs, design costs, permitting costs, advertising costs during the planning and procurement phase, equipment, work orders, and Program Management fees.

There may be some additional financial activity on these projects as the final payments are made and all of the purchase orders are closed-out. When the projects are closed-out remaining balances (savings) are reported to the School Board and returned to the Capital Reserve.

This is a budget and expenditure activity report, and is not a construction status report. The accompanying introduction and notes are an integral part of this budget activity report.



SMART Program Budget Activity Report

Completed and Meets Standard Projects Detail Schedule for Quarter Ended September 30, 2020



GOB Referendum Approved by Voters on 11/4/2014 - 70 Months Since Approval

School/ Project	Original Budget	Current Budget	Prior Years Expenditures	Commitments	Current Year Expenditures	Balance
Tedder Elementary School						
Music Instruments Project Number: 057185009	50,000	50,000	49,999	-	-	1
School Choice Enhancement Project Number: P.001781	100,000	100,000	100,000	-	-	-
Tequesta Trace Middle School						
Technology Infrastructure Upgrade Project Number: 315185001	166,000	135,139	135,139	-	-	-
Additional Computers to Close Gap Project Number: 315185002	204,000	203,856	203,856	-	-	-
Wireless Network Upgrade and CAT 6 Data Port Upgrade Project Number: 315185003	72,000	61,293	61,293	-	-	-
Music Instruments Project Number: 315185009	100,000	100,000	99,996	-	-	4
The Quest Center						
Additional Computers to Close Gap Project Number: 102185002	22,000	21,932	21,932	-	-	-
Wireless Network Upgrade and CAT 6 Data Port Upgrade Project Number: 102185003	54,000	42,202	42,202	-	-	-
Music Instruments Project Number: 102185009	50,000	50,000	40,867	-	8,084	1,049
Thurgood Marshall Elementary School						
Additional Computers to Close Gap Project Number: 329185002	100,000	99,848	99,848	-	-	-

* Project expenditures include, but are not limited to, construction costs, design costs, permitting costs, advertising costs during the planning and procurement phase, equipment, work orders, and Program Management fees.

There may be some additional financial activity on these projects as the final payments are made and all of the purchase orders are closed-out. When the projects are closed-out remaining balances (savings) are reported to the School Board and returned to the Capital Reserve.

This is a budget and expenditure activity report, and is not a construction status report.
The accompanying introduction and notes are an integral part of this budget activity report.



SMART Program Budget Activity Report

Completed and Meets Standard Projects Detail Schedule for Quarter Ended September 30, 2020



GOB Referendum Approved by Voters on 11/4/2014 - 70 Months Since Approval

School/ Project	Original Budget	Current Budget	Prior Years Expenditures	Commitments	Current Year Expenditures	Balance
Thurgood Marshall Elementary School						
Wireless Network Upgrade and CAT 6 Data Port Upgrade Project Number: 329185003	49,000	5,937	5,937	-	-	-
Music Instruments Project Number: 329185009	50,000	-	-	-	-	-
School Choice Enhancement Project Number: P.002387	100,000	100,000	68,685	26,623	-	4,692
Tradewinds Elementary School						
Technology Infrastructure Upgrade Project Number: 348185001	4,000	3,969	3,969	-	-	-
Additional Computers to Close Gap Project Number: 348185002	314,000	313,806	313,806	-	-	-
Wireless Network Upgrade and CAT 6 Data Port Upgrade Project Number: 348185003	106,000	81,804	81,804	-	-	-
Music Instruments Project Number: 348185009	50,000	50,000	48,753	-	-	1,247
Tropical Elementary School						
Technology Infrastructure Upgrade Project Number: 073185001	66,000	35,375	35,375	-	-	-
Additional Computers to Close Gap Project Number: 073185002	132,000	131,934	131,934	-	-	-
Wireless Network Upgrade and CAT 6 Data Port Upgrade Project Number: 073185003	84,000	60,265	60,265	-	-	-

* Project expenditures include, but are not limited to, construction costs, design costs, permitting costs, advertising costs during the planning and procurement phase, equipment, work orders, and Program Management fees.

There may be some additional financial activity on these projects as the final payments are made and all of the purchase orders are closed-out. When the projects are closed-out remaining balances (savings) are reported to the School Board and returned to the Capital Reserve.

This is a budget and expenditure activity report, and is not a construction status report. The accompanying introduction and notes are an integral part of this budget activity report.



SMART Program Budget Activity Report

Completed and Meets Standard Projects Detail Schedule for Quarter Ended September 30, 2020



GOB Referendum Approved by Voters on 11/4/2014 - 70 Months Since Approval

School/ Project	Original Budget	Current Budget	Prior Years Expenditures	Commitments	Current Year Expenditures	Balance
Tropical Elementary School						
Music Instruments Project Number: 073185009	50,000	50,000	25,097	108	24,795	-
Village Elementary School						
Additional Computers to Close Gap Project Number: 162185002	181,000	180,991	180,991	-	-	-
Wireless Network Upgrade and CAT 6 Data Port Upgrade Project Number: 162185003	41,000	41,000	41,000	-	-	-
Music Instruments Project Number: 162185009	50,000	50,000	25,205	-	20,077	4,718
School Choice Enhancement Project Number: P.002209	100,000	100,000	92,316	3,585	1,115	2,984
Walker Elementary School						
Additional Computers to Close Gap Project Number: 032185002	69,000	68,849	68,849	-	-	-
Wireless Network Upgrade and CAT 6 Data Port Upgrade Project Number: 032185003	64,000	52,909	52,909	-	-	-
Music Instruments Project Number: 032185009	50,000	50,000	43,998	6,000	-	2
School Choice Enhancement Project Number: P.001771	100,000	100,000	99,804	-	-	196
Watkins Elementary School						
Technology Infrastructure Upgrade Project Number: 051185001	9,000	-	-	-	-	-

* Project expenditures include, but are not limited to, construction costs, design costs, permitting costs, advertising costs during the planning and procurement phase, equipment, work orders, and Program Management fees.

There may be some additional financial activity on these projects as the final payments are made and all of the purchase orders are closed-out. When the projects are closed-out remaining balances (savings) are reported to the School Board and returned to the Capital Reserve.

This is a budget and expenditure activity report, and is not a construction status report.
The accompanying introduction and notes are an integral part of this budget activity report.



SMART Program Budget Activity Report

Completed and Meets Standard Projects Detail Schedule for Quarter Ended September 30, 2020



GOB Referendum Approved by Voters on 11/4/2014 - 70 Months Since Approval

School/ Project	Original Budget	Current Budget	Prior Years Expenditures	Commitments	Current Year Expenditures	Balance
Watkins Elementary School						
Additional Computers to Close Gap Project Number: 051185002	153,000	152,947	152,947	-	-	-
Wireless Network Upgrade and CAT 6 Data Port Upgrade Project Number: 051185003	46,000	38,164	38,164	-	-	-
Music Instruments Project Number: 051185009	50,000	-	-	-	-	-
Welleby Elementary School						
Technology Infrastructure Upgrade Project Number: 288185001	82,000	40,322	40,322	-	-	-
Additional Computers to Close Gap Project Number: 288185002	166,000	165,922	165,922	-	-	-
Wireless Network Upgrade and CAT 6 Data Port Upgrade Project Number: 288185003	103,000	63,863	63,863	-	-	-
Music Instruments Project Number: 288185009	50,000	50,000	49,764	-	-	236
West Broward High School						
Additional Computers to Close Gap Project Number: 397185002	683,000	682,903	682,903	-	-	-
Wireless Network Upgrade and CAT 6 Data Port Upgrade Project Number: 397185003	83,000	82,949	82,949	-	-	-
Music Instruments Project Number: 397185009	300,000	300,000	299,974	-	-	26

* Project expenditures include, but are not limited to, construction costs, design costs, permitting costs, advertising costs during the planning and procurement phase, equipment, work orders, and Program Management fees.

There may be some additional financial activity on these projects as the final payments are made and all of the purchase orders are closed-out. When the projects are closed-out remaining balances (savings) are reported to the School Board and returned to the Capital Reserve.

This is a budget and expenditure activity report, and is not a construction status report. The accompanying introduction and notes are an integral part of this budget activity report.



SMART Program Budget Activity Report

Completed and Meets Standard Projects Detail Schedule for Quarter Ended September 30, 2020



GOB Referendum Approved by Voters on 11/4/2014 - 70 Months Since Approval

School/ Project	Original Budget	Current Budget	Prior Years Expenditures	Commitments	Current Year Expenditures	Balance
West Broward High School						
School Choice Enhancement Project Number: P.001717	100,000	100,000	99,901	-	-	99
Track Resurfacing Project Number: P.002034	300,000	300,000	291,420	-	-	8,580
Weight Room Renovation Project Number: P.002152	121,000	121,000	120,997	-	-	3
West Hollywood Elementary School						
Additional Computers to Close Gap Project Number: 016185002	141,000	140,855	140,855	-	-	-
Wireless Network Upgrade and CAT 6 Data Port Upgrade Project Number: 016185003	39,000	31,224	31,224	-	-	-
Music Instruments Project Number: 016185009	50,000	50,000	49,992	-	-	8
School Choice Enhancement Project Number: P.001809	100,000	100,000	99,978	-	-	22
Westchester Elementary School						
Technology Infrastructure Upgrade Project Number: 268185001	52,000	20,852	20,852	-	-	-
Additional Computers to Close Gap Project Number: 268185002	205,000	204,859	204,859	-	-	-
Wireless Network Upgrade and CAT 6 Data Port Upgrade Project Number: 268185003	123,000	73,998	73,998	-	-	-
Music Instruments Project Number: 268185009	50,000	50,000	49,931	-	-	69

* Project expenditures include, but are not limited to, construction costs, design costs, permitting costs, advertising costs during the planning and procurement phase, equipment, work orders, and Program Management fees.

There may be some additional financial activity on these projects as the final payments are made and all of the purchase orders are closed-out. When the projects are closed-out remaining balances (savings) are reported to the School Board and returned to the Capital Reserve.

This is a budget and expenditure activity report, and is not a construction status report. The accompanying introduction and notes are an integral part of this budget activity report.



SMART Program Budget Activity Report

Completed and Meets Standard Projects Detail Schedule for Quarter Ended September 30, 2020



GOB Referendum Approved by Voters on 11/4/2014 - 70 Months Since Approval

School/ Project	Original Budget	Current Budget	Prior Years Expenditures	Commitments	Current Year Expenditures	Balance
Western High School						
Technology Infrastructure Upgrade Project Number: 283185001	297,000	255,229	255,229	-	-	-
Additional Computers to Close Gap Project Number: 283185002	668,000	667,869	667,869	-	-	-
Wireless Network Upgrade and CAT 6 Data Port Upgrade Project Number: 283185003	141,000	99,055	99,055	-	-	0
Music Instruments Project Number: 283185009	300,000	300,000	298,843	-	-	1,157
Track Resurfacing Project Number: P.002105	300,000	300,000	192,510	12,753	-	94,737
Weight Room Renovation Project Number: P.002153	121,000	121,000	119,200	1,800	-	-
School Choice Enhancement Project Number: P.002331	100,000	100,000	88,064	-	-	11,936
Westglades Middle School						
Technology Infrastructure Upgrade Project Number: 387185001	215,000	157,117	157,117	-	-	-
Additional Computers to Close Gap Project Number: 387185002	304,000	303,928	303,928	-	-	-
Wireless Network Upgrade and CAT 6 Data Port Upgrade Project Number: 387185003	25,000	18,297	18,296	-	-	1
Music Instruments Project Number: 387185009	100,000	100,000	99,992	-	-	8

* Project expenditures include, but are not limited to, construction costs, design costs, permitting costs, advertising costs during the planning and procurement phase, equipment, work orders, and Program Management fees.

There may be some additional financial activity on these projects as the final payments are made and all of the purchase orders are closed-out. When the projects are closed-out remaining balances (savings) are reported to the School Board and returned to the Capital Reserve.

This is a budget and expenditure activity report, and is not a construction status report. The accompanying introduction and notes are an integral part of this budget activity report.



SMART Program Budget Activity Report

Completed and Meets Standard Projects Detail Schedule for Quarter Ended September 30, 2020



GOB Referendum Approved by Voters on 11/4/2014 - 70 Months Since Approval

School/ Project	Original Budget	Current Budget	Prior Years Expenditures	Commitments	Current Year Expenditures	Balance
Westglades Middle School						
School Choice Enhancement Project Number: P.002345	100,000	100,000	100,000	-	-	-
Westpine Middle School						
Technology Infrastructure Upgrade Project Number: 205285001	9,000	6,138	6,138	-	-	-
Additional Computers to Close Gap Project Number: 205285002	236,000	235,969	235,969	-	-	-
Wireless Network Upgrade and CAT 6 Data Port Upgrade Project Number: 205285003	136,000	109,275	109,275	-	-	-
Music Instruments Project Number: 205285009	100,000	100,000	99,991	-	-	9
School Choice Enhancement Project Number: P.002321	100,000	100,000	14,962	-	-	85,038
Westwood Heights Elementary School						
Additional Computers to Close Gap Project Number: 063185002	82,000	81,941	81,941	-	-	-
Wireless Network Upgrade and CAT 6 Data Port Upgrade Project Number: 063185003	52,000	42,111	42,111	-	-	-
Music Instruments Project Number: 063185009	50,000	50,000	36,795	590	12,607	8
School Choice Enhancement Project Number: P.001782	100,000	100,000	99,991	9	-	-

* Project expenditures include, but are not limited to, construction costs, design costs, permitting costs, advertising costs during the planning and procurement phase, equipment, work orders, and Program Management fees.

There may be some additional financial activity on these projects as the final payments are made and all of the purchase orders are closed-out. When the projects are closed-out remaining balances (savings) are reported to the School Board and returned to the Capital Reserve.

This is a budget and expenditure activity report, and is not a construction status report. The accompanying introduction and notes are an integral part of this budget activity report.



SMART Program Budget Activity Report

Completed and Meets Standard Projects Detail Schedule for Quarter Ended September 30, 2020



GOB Referendum Approved by Voters on 11/4/2014 - 70 Months Since Approval

School/ Project	Original Budget	Current Budget	Prior Years Expenditures	Commitments	Current Year Expenditures	Balance
Whiddon-Rogers Education Center						
Technology Infrastructure Upgrade Project Number: 045285001	18,000	17,692	17,692	-	-	-
Additional Computers to Close Gap Project Number: 045285002	50,000	49,983	49,983	-	-	-
Wireless Network Upgrade and CAT 6 Data Port Upgrade Project Number: 045285003	136,000	132,232	132,232	-	-	-
Music Instruments Project Number: 045285009	50,000	50,000	49,999	-	-	1
School Choice Enhancement Project Number: P.001702	100,000	100,000	99,998	1	-	1
Whispering Pines Education Center						
Wireless Network Upgrade and CAT 6 Data Port Upgrade Project Number: 175285003	33,000	31,706	31,706	-	-	-
Music Instruments Project Number: 175285009	50,000	-	-	-	-	-
Wilton Manors Elementary School						
Additional Computers to Close Gap Project Number: 019185002	129,000	128,622	128,622	-	-	-
Wireless Network Upgrade and CAT 6 Data Port Upgrade Project Number: 019185003	40,000	-	-	-	-	-
Music Instruments Project Number: 019185009	50,000	50,000	47,119	-	-	2,881

* Project expenditures include, but are not limited to, construction costs, design costs, permitting costs, advertising costs during the planning and procurement phase, equipment, work orders, and Program Management fees.

There may be some additional financial activity on these projects as the final payments are made and all of the purchase orders are closed-out. When the projects are closed-out remaining balances (savings) are reported to the School Board and returned to the Capital Reserve.

This is a budget and expenditure activity report, and is not a construction status report. The accompanying introduction and notes are an integral part of this budget activity report.



SMART Program Budget Activity Report

Completed and Meets Standard Projects Detail Schedule for Quarter Ended September 30, 2020



GOB Referendum Approved by Voters on 11/4/2014 - 70 Months Since Approval

School/ Project	Original Budget	Current Budget	Prior Years Expenditures	Commitments	Current Year Expenditures	Balance
Wingate Oaks Center						
Technology Infrastructure Upgrade Project Number: 099185001	103,000	102,986	102,986	-	-	-
Additional Computers to Close Gap Project Number: 099185002	11,000	10,967	10,967	-	-	-
Wireless Network Upgrade and CAT 6 Data Port Upgrade Project Number: 099185003	61,000	48,854	48,854	-	-	-
Music Instruments Project Number: 099185009	50,000	-	-	-	-	-
Winston Park Elementary School						
Technology Infrastructure Upgrade Project Number: 309185001	73,000	73,000	73,000	-	-	-
Additional Computers to Close Gap Project Number: 309185002	360,000	359,978	359,978	-	-	-
Wireless Network Upgrade and CAT 6 Data Port Upgrade Project Number: 309185003	124,000	102,484	102,484	-	-	-
Music Instruments Project Number: 309185009	50,000	50,000	49,963	-	-	37
School Choice Enhancement Project Number: P.002208	100,000	100,000	99,028	-	-	972
Young, Virginia Shuman Elementary						
Technology Infrastructure Upgrade Project Number: 332185001	43,000	39,085	39,085	-	-	-

* Project expenditures include, but are not limited to, construction costs, design costs, permitting costs, advertising costs during the planning and procurement phase, equipment, work orders, and Program Management fees.

There may be some additional financial activity on these projects as the final payments are made and all of the purchase orders are closed-out. When the projects are closed-out remaining balances (savings) are reported to the School Board and returned to the Capital Reserve.

This is a budget and expenditure activity report, and is not a construction status report. The accompanying introduction and notes are an integral part of this budget activity report.



SMART Program Budget Activity Report

Completed and Meets Standard Projects Detail Schedule for Quarter Ended September 30, 2020



GOB Referendum Approved by Voters on 11/4/2014 - 70 Months Since Approval

School/ Project	Original Budget	Current Budget	Prior Years Expenditures	Commitments	Current Year Expenditures	Balance
Young, Virginia Shuman Elementary						
Additional Computers to Close Gap Project Number: 332185002	145,000	144,890	144,890	-	-	-
Wireless Network Upgrade and CAT 6 Data Port Upgrade Project Number: 332185003	84,000	50,932	50,932	-	-	-
Music Instruments Project Number: 332185009	50,000	50,000	49,562	435	-	3
School Choice Enhancement Project Number: P.002241	100,000	100,000	92,704	-	-	7,296
Young, Walter C. Middle School						
Technology Infrastructure Upgrade Project Number: 300185001	182,000	155,271	155,271	-	-	-
Additional Computers to Close Gap Project Number: 300185002	212,000	211,976	211,976	-	-	-
Wireless Network Upgrade and CAT 6 Data Port Upgrade Project Number: 300185003	90,000	72,161	72,161	-	-	-
Music Instruments Project Number: 300185009	100,000	100,000	99,993	-	-	7
School Choice Enhancement Project Number: P.001961	100,000	100,000	92,422	1,168	-	6,410

* Project expenditures include, but are not limited to, construction costs, design costs, permitting costs, advertising costs during the planning and procurement phase, equipment, work orders, and Program Management fees.

There may be some additional financial activity on these projects as the final payments are made and all of the purchase orders are closed-out. When the projects are closed-out remaining balances (savings) are reported to the School Board and returned to the Capital Reserve.

This is a budget and expenditure activity report, and is not a construction status report. The accompanying introduction and notes are an integral part of this budget activity report.



SMART Program Budget Activity Report

Completed and Meets Standard Projects Detail Schedule for Quarter Ended September 30, 2020



GOB Referendum Approved by Voters on 11/4/2014 - 70 Months Since Approval

	Original Budget	Current Budget	Prior Years Expenditures	Commitments	Current Year Expenditures	Balance
Projects Totals	\$178,268,102	\$184,564,049	\$167,293,612	\$2,163,259	\$708,041	\$14,399,137
(Less) DEFP	\$2,205,618	\$2,205,618	\$2,037,984	\$7,188	\$876	\$159,570
SMART	\$176,062,484	\$182,358,431	\$165,255,628	\$2,156,071	\$707,165	\$14,239,567

* Project expenditures include, but are not limited to, construction costs, design costs, permitting costs, advertising costs during the planning and procurement phase, equipment, work orders, and Program Management fees.

There may be some additional financial activity on these projects as the final payments are made and all of the purchase orders are closed-out. When the projects are closed-out remaining balances (savings) are reported to the School Board and returned to the Capital Reserve.

This is a budget and expenditure activity report, and is not a construction status report.
The accompanying introduction and notes are an integral part of this budget activity report.





SMART Program Budget Activity Report

Remaining Projects Summary Schedule for Quarter Ended September 30, 2020



GOB Referendum Approved by Voters on 11/4/2014 - 70 Months Since Approval

GOB	Original Budget	Current Budget
Athletics	\$ 121,000	\$ 121,000
Renovation	500,000	500,000
GOB Total	\$ 621,000	\$ 621,000

Non-GOB	Original Budget	Current Budget
Renovation	\$ 1,800,000	\$ 1,800,000
Non-GOB Total	\$ 1,800,000	\$ 1,800,000

Total	\$ 2,421,000	\$ 2,421,000
--------------	---------------------	---------------------

SMART Program Budget Activity Report



Remaining Projects Detail Schedule for Quarter Ended September 30, 2020

GOB Referendum Approved by Voters on 11/4/2014 - 70 Months Since Approval

School	Project	Original Budget	Current Budget
Bethune, Mary M. Elementary School	School Choice Enhancement	100,000	100,000
Broward Estates Elementary School	School Choice Enhancement	100,000	100,000
Coral Springs Pre-K - 8	School Choice Enhancement	100,000	100,000
Cresthaven Elementary School	School Choice Enhancement	100,000	100,000
Cross Creek School	School Choice Enhancement	100,000	100,000
Dania Elementary School	School Choice Enhancement	100,000	100,000
Driftwood Elementary School	School Choice Enhancement	100,000	100,000
Gulfstream Academy of Hallandale Beach K-8(Hallandale Elementary School)	School Choice Enhancement	100,000	100,000
Hollywood Central Elementary School	School Choice Enhancement	100,000	100,000
Larkdale Elementary School	School Choice Enhancement	100,000	100,000
Lauderhill-Paul Turner Elementary School	School Choice Enhancement	100,000	100,000
Meadowbrook Elementary School	School Choice Enhancement	100,000	100,000
Nob Hill Elementary School	School Choice Enhancement	100,000	100,000
Northeast High School	Weight Room Renovation	121,000	121,000
Palmview Elementary School	School Choice Enhancement	100,000	100,000
Park Trails Elementary School	School Choice Enhancement	100,000	100,000
Pines Middle School	School Choice Enhancement	100,000	100,000

* Project expenditures include, but are not limited to, construction costs, design costs, permitting costs, advertising costs during the planning and procurement phase, equipment, work orders, and Program Management fees.

This is a budget and expenditure activity report, and is not a construction status report. The accompanying introduction and notes are an integral part of this report.



SMART Program Budget Activity Report



Remaining Projects Detail Schedule for Quarter Ended September 30, 2020

GOB Referendum Approved by Voters on 11/4/2014 - 70 Months Since Approval

School	Project	Original Budget	Current Budget
Riverglades Elementary School	School Choice Enhancement	100,000	100,000
Sanders Park Elementary School	School Choice Enhancement	100,000	100,000
Silver Lakes Middle School	School Choice Enhancement	100,000	100,000
South Plantation High School	School Choice Enhancement	100,000	100,000
Stoneman Douglas High School	School Choice Enhancement	100,000	100,000
Tequesta Trace Middle School	School Choice Enhancement	100,000	100,000
Tropical Elementary School	School Choice Enhancement	100,000	100,000

* Project expenditures include, but are not limited to, construction costs, design costs, permitting costs, advertising costs during the planning and procurement phase, equipment, work orders, and Program Management fees.

This is a budget and expenditure activity report, and is not a construction status report.
The accompanying introduction and notes are an integral part of this report.



SMART Program Budget Activity Report



Remaining Projects Detail Schedule for Quarter Ended September 30, 2020

GOB Referendum Approved by Voters on 11/4/2014 - 70 Months Since Approval

	Original Budget	Current Budget
Total	\$ 2,421,000	\$ 2,421,000

* Project expenditures include, but are not limited to, construction costs, design costs, permitting costs, advertising costs during the planning and procurement phase, equipment, work orders, and Program Management fees.

This is a budget and expenditure activity report, and is not a construction status report.
The accompanying introduction and notes are an integral part of this report.



Section 7

Economic Development &
Diversity Compliance Department

Supplier Diversity Outreach Program

Maurice L. Woods

Chief Strategy & Operations Officer

EXECUTIVE SUMMARY

The Economic Development & Diversity Compliance Department (EDDC) oversees the District's Supplier Diversity Outreach Program (SDOP) and operates through Standard Operating Procedures in accordance with The School Board of Broward County, Florida (SBBC), Policy 3330. Policy 3330 was adopted to remedy the ongoing effects of identified marketplace discrimination that continues to adversely affect the participation of Emerging/Small/Minority and/or Women Business Enterprises (E/S/M/WBE) in all solicitations and awards of contracts for the purchase of services, goods, or supplies.

The SDOP SMART Bond Program Report is comprised of the following sections that detail the commitment and utilization of the District's diverse suppliers:

1. E/S/M/WBE CERTIFICATION ACTIVITIES

- 1.1 E/S/M/WBE Certified Firms by Ethnicity and Gender
- 1.2 E/S/M/WBE Certification Industry Categories by Ethnicity and Gender

2. SDOP TARGETED MARKETING ACTIVITIES

- 2.1 SDOP Marketing Campaigns and Outcomes

3. CONTRACT COMPLIANCE ACTIVITIES

- 3.1 Contract Compliance Evaluation Activities
- 3.2 M/WBE SMART Projects

4. CONTRACT COMPLIANCE BID AWARD TRACKING ACTIVITIES

- 4.1 Bid Award Tracking Totals
- 4.2 M/WBE Commitment by Ethnicity & Gender
- 4.3 S/M/WBE Overview: Construction Services
- 4.4 M/WBE Commitment: Owner's Representative, CBRE Heery, Inc.
- 4.5 M/WBE Commitment: Cost & Program Control Services, Atkins North America, Inc.

5. SMART BOND E/S/M/WBE CUMULATIVE SPEND

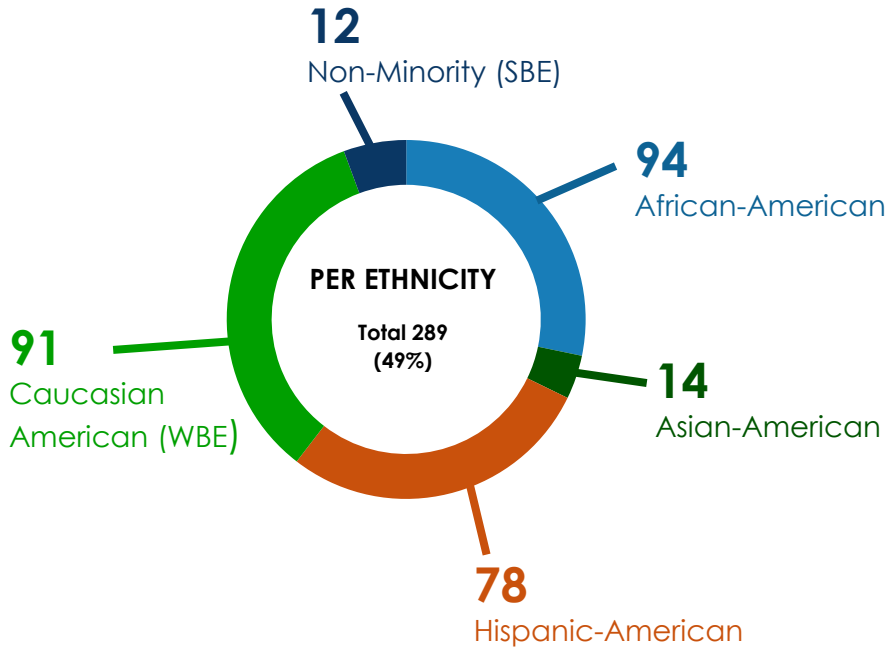
- 5.1 Value of Purchase Orders to S/M/WBE Firms per SMART Category
- 5.2 Value of Purchase Orders to S/M/WBE Firms by Ethnicity and Gender
- 5.3 Cumulative Spend by Ethnicity and Gender
- 5.4 Spend Per Quarter FY'15 – Present

586
CERTIFIED
FIRMS

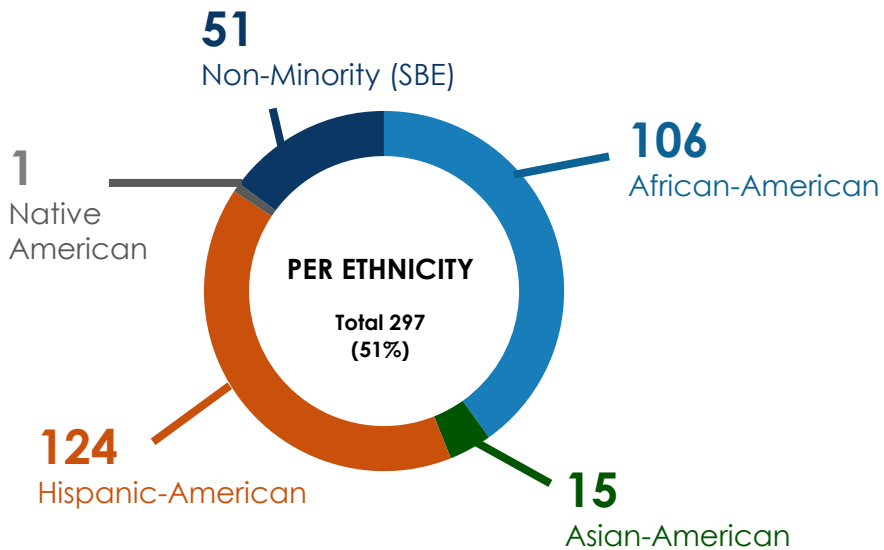
1.1 E/S/M/WBE CERTIFIED FIRMS

BY ETHNICITY AND GENDER

FEMALE-OWNED CERTIFIED FIRMS



MALE-OWNED CERTIFIED FIRMS



1.2 E/S/M/WBE CERTIFICATION PROGRAM ACTIVITY BY ETHNICITY AND GENDER

INDUSTRY CATEGORIES*

Ethnicity & Gender	Construction	Commodities	Professional Services	Other Contractual Services
African-American (AA)	60	13	27	106
Asian-Pacific-American (APA)	6	6	9	9
Hispanic-American (HA)	88	12	52	54
Native-American (IA)	1	0	0	0
Caucasian-American (WBE)	19	11	19	43
Non-minority (SBE)**	23	6	12	22
TOTAL AMOUNT & PERCENTAGE	197	48	119	234
	34%	8%	20%	40%

*Some firms are categorized under more than one industry category

**Non-minority (SBE) is defined as firms certified as small business enterprises and do not include ethnicity as a certification factor

2.1 SDOP TARGETED MARKETING REPORT

Maximizing engagement, utilization, and awards to emerging, small, minority, and women-owned businesses in District procurement opportunities.



TOTAL # OF MARKETING CAMPAIGNS

38

EMAIL OPEN RATE*

34.48%

Average National Stats:**
15-25%

CLICK-THROUGH RATE

5.46%

Average National Stats:
2.5%

CLICK-TO-OPEN RATE

11.23%

Average National Stats:
20-30%

MARKETING OUTCOMES

Active Solicitation Notifications Campaign	19
COVID-19 Marketing Campaigns	4
Targeted Email Marketing	34
Email Open Rate	34.48%
One-on-One Technical Assistance Provided	274
Internal/External Community Meetings	7

*EDDC is reviewing the expansion of marketing communication via text messaging.

**Source: [Campaign Monitor](#)



3.1 M/WBE CONTRACT COMPLIANCE EVALUATION ACTIVITIES

OVERVIEW

Total RFP/RFQ/ITB Solicitations Evaluated	54
Total # of Prime Submittals Evaluated	200
Total # of Approved Contracts	16

M/WBE ENGAGEMENT LEVELS BREAKDOWN

REQUEST FOR PROPOSALS (RFP)

TOTAL RFPs EVALUATED	8
M/WBE PRIME PROPOSERS	6
M/WBE SUB-CONSULTANTS/SUB-CONTRACTORS	38*

REQUEST FOR QUOTATIONS (RFQ)

TOTAL RFQs EVALUATED	2
NUMBER OF M/WBE PRIME PRIMES	0
NUMBER OF M/WBE SUB-CONSULTANTS/SUB-CONTRACTORS	16*

INVITATIONS TO BID (ITB)

TOTAL ITB PROJECTS EVALUATED	44
M/WBE PRIME BIDDERS	68
M/WBE SUB-CONSULTANTS/SUB-CONTRACTORS	144*

*The total number of M/WBE firms does not reflect unique companies. M/WBE sub-consultants/sub-contractors may participate on multiple projects.

3.2 M/WBE SMART PROJECTS

CONTRACT DIVERSITY COMMITMENT

BOARD DATE/ BID ID #	7/21/2020	7/21/2020				7/21/2020
	ITB 20-180	ITB 19-172C				ITB 19-150C
PROJECT #	P.002037	P.002038				P.001638
PROJECT TYPE	Construction	Construction				Construction
SCHOOL / FACILITY	Broward Estates ES	Horizon ES				Broadview ES
PRIME	West Construction, Inc.	Cosugas, LLC				OAC Action Construction Corp.
S/M/WBE	No	Yes				Yes
SUB	Hyvac, Inc.	Cosugas, LLC	Rapid Act, Inc.	Florida Power Quality Solutions, Inc.	Franklin Flooring, Inc.	OAC Action Construction Corp.
ETHNICITY / GENDER	M/WBE-HA	MBE-HA	M/WBE-HA	MBE-HA	MBE-AA	MBE-HA
CONTRACT VALUE	\$5,556,516.96	\$1,170,000.00				\$4,381,582.67
M/WBE COMMITMENT (\$)	\$1,388,180.00	\$262,526.00	\$655,000.00	\$69,700.00	\$18,774.00	\$1,307,809.33
M/WBE COMMITMENT (%)	24.98%	22.44%	55.98%	5.96%	1.60%	29.85%

3.2 M/WBE SMART PROJECTS

CONTRACT DIVERSITY COMMITMENT

BOARD DATE/ BID ID #	7/21/2020	8/19/2020	8/19/2020	8/19/2020		
	ITB 21-088	ITB 20-154	ITB 20-213	ITB 21-112		
PROJECT #	P.002129	P.001838	P.002055	P.002073		
PROJECT TYPE	Construction	Construction	Construction	Construction		
SCHOOL / FACILITY	Tradewinds ES	South Broward HS	Gulfstream Early Childhood Center of Excellence	Larkdale ES		
PRIME	LEGO Construction Co.	Johnson-Laux Construction	Grace & Naeem Uddin, Inc.	LEGO Construction Co.		
S/M/WBE	Yes	No	Yes	Yes		
SUB	LEGO Construction Co.	Summa Mechanical Contractors, LLC	Grace & Naeem Uddin, Inc.	LEGO Construction Co.	South Atlantic Electric, Inc.	Cami-Axle Construction
ETHNICITY / GENDER	MBE-HA	M/WBE-HA	M/WBE-HA	MBE-HA	WBE	MBE-AA
CONTRACT VALUE	\$3,089,000.00	\$8,275,545.00	\$4,850,000.00	\$1,997,140.00		
M/WBE COMMITMENT (\$)	\$463,350.00	\$1,173,500.00	\$2,628,120.00	\$299,571.00	\$509,000.00	\$160,000.00
M/WBE COMMITMENT (%)	15%	14.18%	54.19%	15%	25.49%	8.01%

3.2 M/WBE SMART PROJECTS

CONTRACT DIVERSITY COMMITMENT

BID ID #/ BOARD DATE	8/19/2020			8/19/2020	8/19/2020	8/19/2020
	ITB 20-201			ITB 19-133C	ITB 21-125	ITB 19-164C
PROJECT #	P.002045			P.001694	P.001986	P.001955
PROJECT TYPE	Construction			Construction	Construction	Construction
SCHOOL / FACILITY	Coral Park ES			Deerfield Beach HS (Phase 1)	Henry D. Perry Education Center	Olsen MS
PRIME	LEGO Construction Co.			H.A. Contracting Corp.	LEGO Construction Co.	Johnson-Laux Construction, LLC
S/M/WBE	Yes			No	Yes	No
SUB	LEGO Construction Co.	South Atlantic Electric, Inc.	A3 Painting, LLC	RGEN Enterprises LLC, dba Cool Water Air Conditioning	LEGO Construction Co.	HB Hoffman, LLC
ETHNICITY / GENDER	MBE-HA	WBE	M/WBE-AA	MBE-HA	MBE-HA	WBE
CONTRACT VALUE	\$812,140.00			\$5,314,123.00	\$7,383,256.00	\$8,397,969.00
M/WBE COMMITMENT (\$)	\$121,821.00	\$93,347.00	\$64,972.00	\$2,710,000.00	\$1,107,489.00	\$2,768,215.00
M/WBE COMMITMENT (%)	15%	11.49%	8%	51%	15%	38.91%

3.2 M/WBE SMART PROJECTS

CONTRACT DIVERSITY COMMITMENT

BID ID #/ BOARD DATE	9/15/2020							9/15/2020
	N/A							ITB 19-158C
PROJECT #	P.001942							P.002074
PROJECT TYPE	Construction							Construction
SCHOOL / FACILITY	J.P. Taravella HS							Watkins ES
PRIME	The Morganti Group, Inc.							LEGO Construction Co.
S/M/WBE	No							Yes
SUB	Cooper Construction Management & Consulting, Inc.	The BG Group, LLC	Alen Construction Group, Inc.	C.G.R. Construction Co.	Pro Plumbing Contractors, Inc.	Hyvac, Inc.	LEGO Construction Co.	
ETHNICITY / GENDER	MBE-AA	WBE	MBE-HA	WBE	MBE-AA	M/WBE-HA	MBE-HA	
CONTRACT VALUE	\$12,185,000.00							\$2,428,140.00
M/WBE COMMITMENT (\$)	\$472,793.00	\$33,680.00	\$639,006.00	\$253,440.00	\$180,600.00	\$3,183,143.00	\$364,221.00	
M/WBE COMMITMENT (%)	25%	0.38%	5.01%	2.84%	2.03%	35.70%	15%	

3.2 M/WBE SMART PROJECTS

CONTRACT DIVERSITY COMMITMENT

BID ID #/ BOARD DATE	9/15/2020				9/15/2020				
	ITB 21-124				ITB 21-045				
PROJECT #	P.001920				P.001765				
PROJECT TYPE	Construction				Construction				
SCHOOL / FACILITY	C. Robert Markham ES				Coral Springs HS				
PRIME	Burke Construction Group, Inc.				Gulf Building, LLC				
S/M/WBE	No				No				
SUB	Trintec Construction, Inc.	RGEN Enterprises LLC, dba Cool Water Air Conditioning	CV Ocean Plumbing, Inc.	South Atlantic Electric, Inc.	Trintec Construction, Inc.	JJAS Door Installations, Inc.	CWJ Universal Enterprises, Inc.	Vassell Tile & Marble, Inc.	AGC Electric, Inc.
ETHNICITY / GENDER	WBE	MBE-HA	MBE-HA	WBE	WBE	MWBE-HA	MBE-AA	MBE-AA	MBE-HA
CONTRACT VALUE	\$5,288,026.00				\$10,812,722.00				
M/WBE COMMITMENT (\$)	\$250,935.00	\$1,285,000.00	\$155,000.00	\$685,440.00	\$423,660.00	\$20,685.89	\$151,142.25	\$109,247.00	\$971,960.00
M/WBE COMMITMENT (%)	4.75%	24.30%	2.93%	12.96%	3.92%	0.19%	1.40%	1.01%	8.99%

3.2 M/WBE SMART PROJECTS

CONTRACT DIVERSITY COMMITMENT

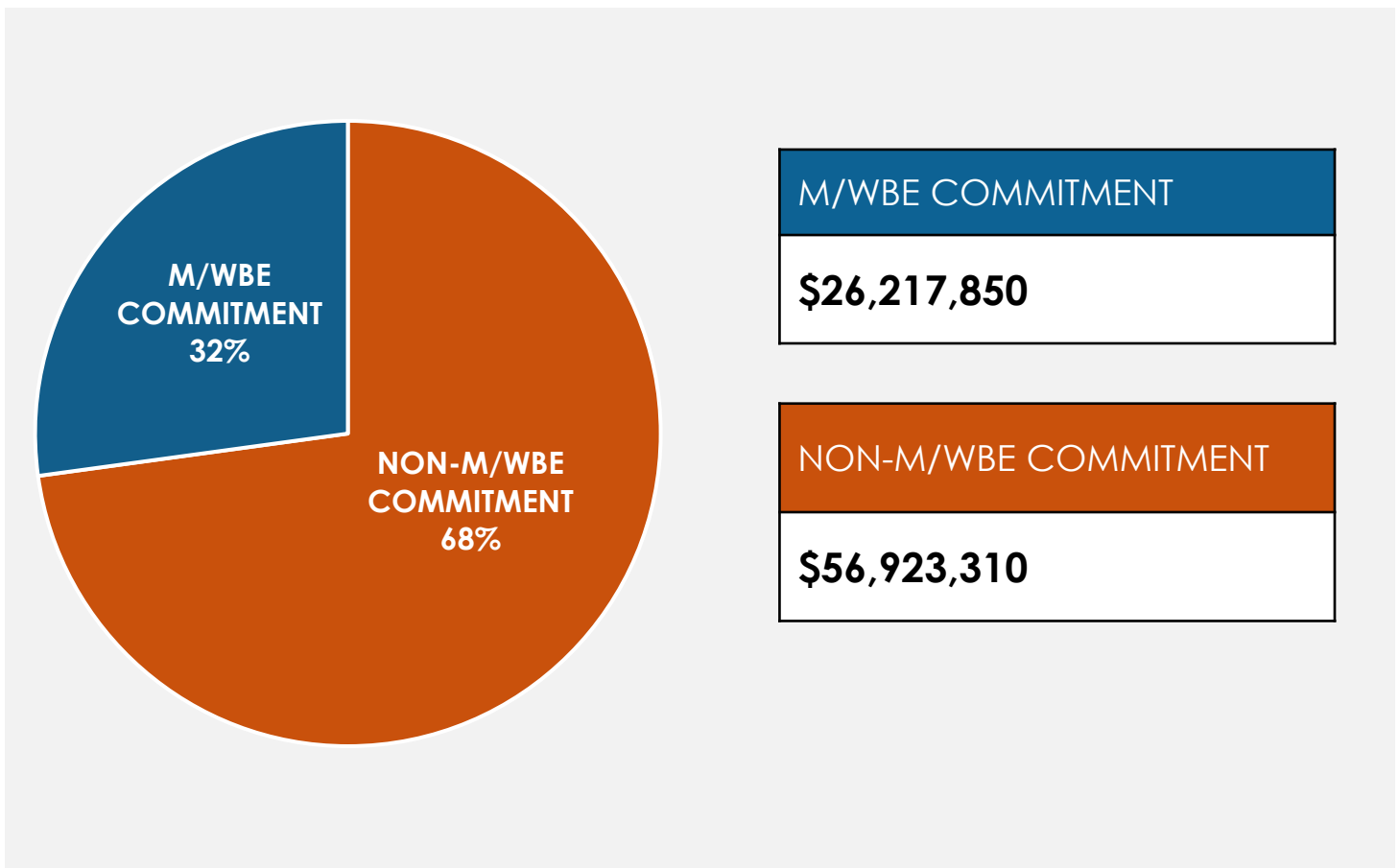
BID ID #/ BOARD DATE	9/15/2020					
	ITB 19-083C					
PROJECT #	P.002004					
PROJECT TYPE	Construction					
SCHOOL / FACILITY	Pine Lakes ES					
PRIME	Cosugas, LLC					
S/M/WBE	Yes					
SUB	Cosugas, LLC	Arbor Electrical Service dba Mr. Wireman Electric	Coltec Engineering, Inc.	UV Fire Protection Systems, Inc.	Guin Development, Inc., dba J&E Construction	CV Ocean Plumbing, Inc.
ETHNICITY / GENDER	MBE-HA	M/WBE-AA	MBE-HA	MBE-HA	MBE-HA	MBE-HA
CONTRACT VALUE	\$1,200,000.00					
M/WBE COMMITMENT (\$)	\$481,200.00	\$72,500.00	\$271,000.00	\$254,400.00	\$103,900.00	\$17,000.00
M/WBE COMMITMENT (%)	40.10%	6.04%	22.58%	21.20%	8.66%	1.42%
Cumulative Total					\$83,141,160	
M/WBE Commitment					\$26,217,850	32%

4.1 CONTRACT COMPLIANCE BID AWARD TRACKING

The EDDC Contract Compliance area's engagement in the procurement process includes bid development, goal-setting, application of Affirmative Procurement Initiatives (API), bid evaluation, and contract award.

The EDDC report, Section 4, details M/WBE commitment and utilization during this reporting period.

TOTAL CONTRACTS: \$83,141,160



4.2 M/WBE COMMITMENT BY ETHNICITY AND GENDER

\$1,092,556
4%

**AFRICAN-AMERICAN
MBE**

\$137,472
1%

**AFRICAN-AMERICAN
M/WBE**

\$5,054,240
19%

**WOMEN BUSINESS ENTERPRISE
WBE**

\$0
0%

**ASIAN-AMERICAN
MBE**

\$0
0%

**ASIAN-AMERICAN
M/WBE**

\$10,884,953
42%

**HISPANIC-AMERICAN
MBE**

\$9,048,628
35%

**HISPANIC-AMERICAN
M/WBE**

	FY'19 Q1		FY'20 Q1		FY'21 Q1	
	COMMITMENT AMOUNT	COMMITMENT PERCENTAGE	COMMITMENT AMOUNT	COMMITMENT PERCENTAGE	COMMITMENT AMOUNT	COMMITMENT PERCENTAGE
AFRICAN-AMERICAN MBE	\$3,644,173	24%	\$111,353	1%	\$1,092,556	4%
AFRICAN-AMERICAN M/WBE	\$0	0%	\$26,250	0%	\$137,472	1%
WOMEN BUSINESS ENTERPRISE WBE	\$2,858,105	19%	\$1,578,900	13%	\$5,054,240	19%
ASIAN-AMERICAN MBE	\$205,500	1%	\$0	0%	\$0	0%
ASIAN-AMERICAN M/WBE	\$432,600	3%	\$0	0%	\$0	0%
HISPANIC-AMERICAN MBE	\$5,467,970	36%	\$8,651,009	69%	\$10,884,953	42%
HISPANIC-AMERICAN M/WBE	\$2,121,160	14%	\$2,113,889	17%	\$9,048,628	35%

FY 2019

CUMULATIVE TOTAL CONTRACT AMOUNT	TOTAL BY ETHNICITY/ GENDER	TOTAL % BY ETHNICITY & GENDER
\$216,900,333	\$84,853,176	39%

FY 2020

CUMULATIVE TOTAL CONTRACT AMOUNT	TOTAL BY ETHNICITY/ GENDER	TOTAL % BY ETHNICITY & GENDER
\$188,553,570	\$42,981,347	26%

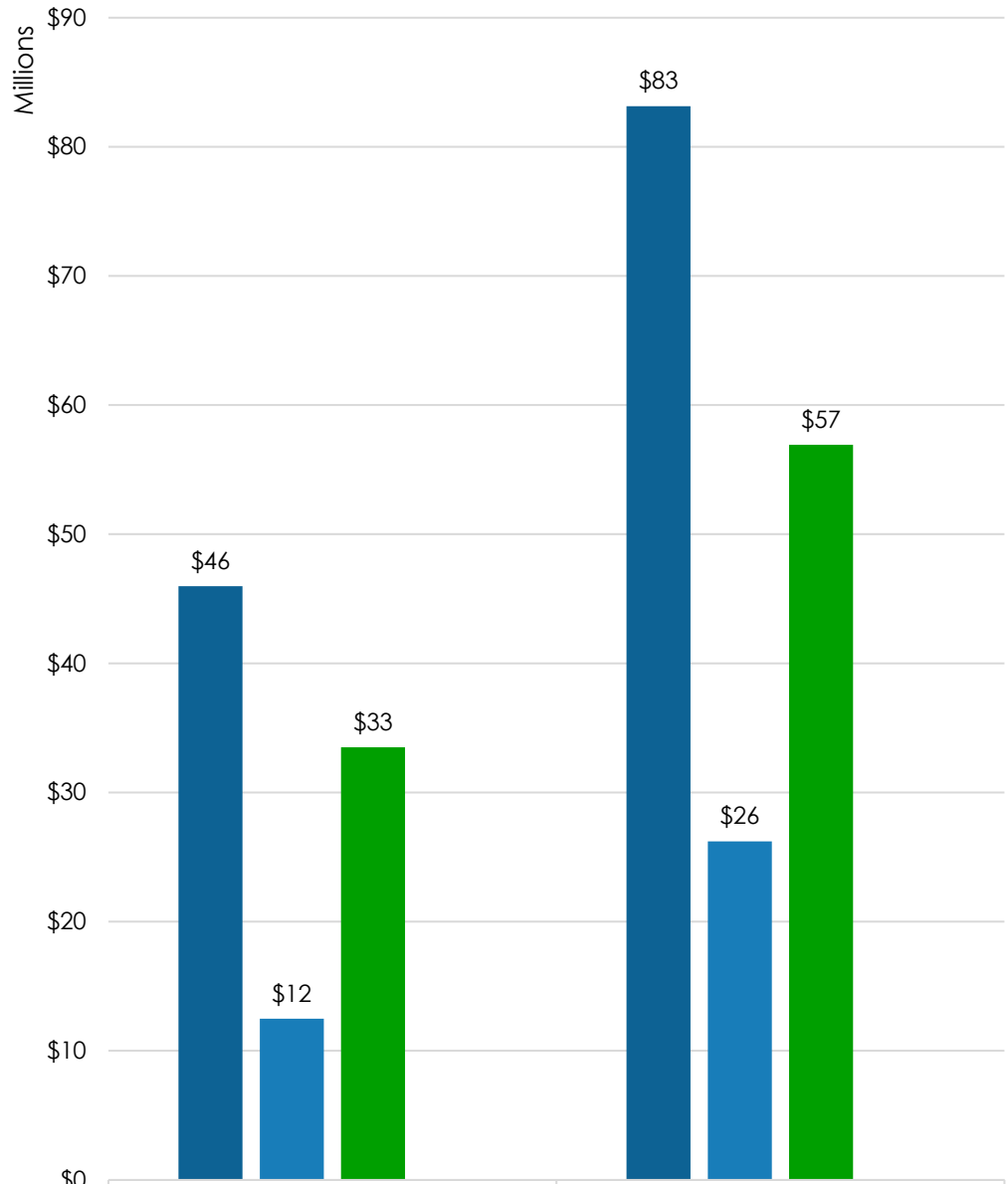
FY 2021

CUMULATIVE TO DATE	TOTAL BY ETHNICITY/ GENDER	TOTAL % BY ETHNICITY & GENDER
\$83,141,160	\$26,217,850	32%

SOURCE: BOARD APPROVED E-1 AGENDA ITEMS FOR THE RESPECTIVE REPORTING PERIOD

4.3 M/WBE OVERVIEW

CONSTRUCTION SERVICES



	FY'20 Q1	FY'21 Q1
■ Total Contract Amount	\$45,975,515	\$83,141,161
■ M/WBE Commitment Amount	\$12,481,402	\$26,217,850
■ Non-M/WBE Amount	\$33,494,113	\$56,923,310
■ M/WBE Commitment Percentage	27%	32%

4.4 M/WBE COMMITMENT

OWNER'S REPRESENTATIVE SERVICES - AECOM TECHNICAL SERVICES



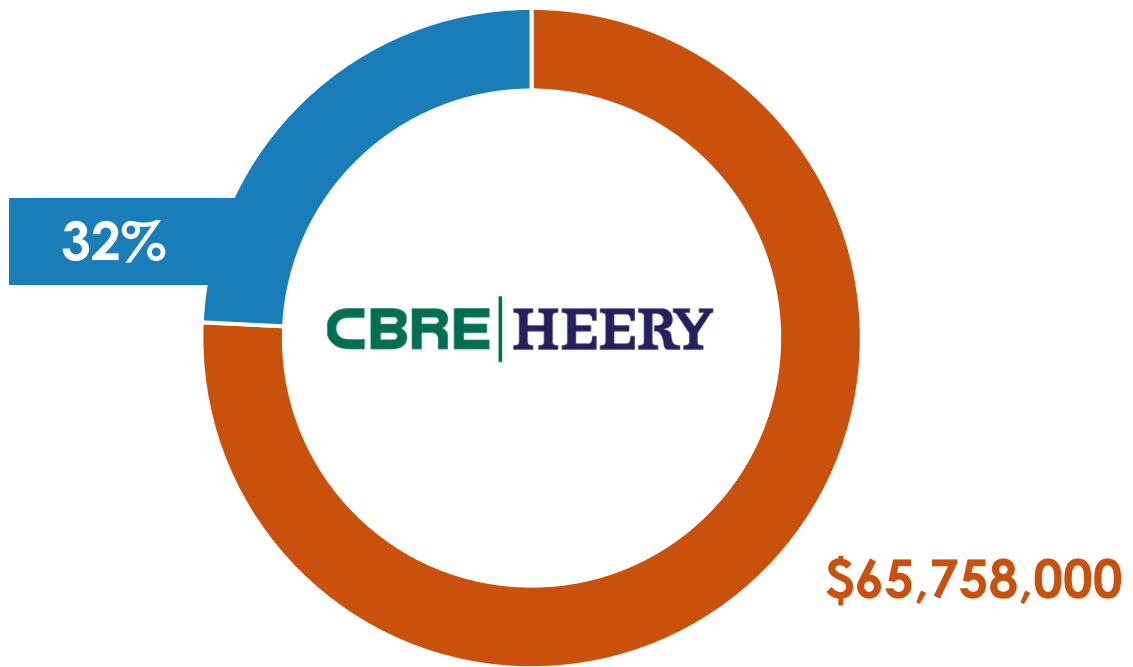
■ Total Contract Value ■ M/WBE Commitment

M/WBE % Attained to Date: 0%

AECOM Contract Approval Date: July 21, 2020

4.4 M/WBE COMMITMENT

OWNER'S REPRESENTATIVE SERVICES CBRE | HEERY, INC.



■ Total Contract Value ■ M/WBE Commitment

M/WBE % Attained to Date: 31.68%

CBRE Heery Contract End Date: August 20, 2020

4.5 M/WBE COMMITMENT

COST AND PROGRAM CONTROL SERVICES - ATKINS NORTH AMERICA, INC.
























■ Total Contract Value ■ M/WBE Commitment

M/WBE % Attained to Date: 40.97%

5.1 VALUE OF PURCHASE ORDERS ISSUED TO S/M/WBE FIRMS PER SMART CATEGORY

SMART CUMULATIVE SPEND

 S	 M	 A	 R	 T
SAFETY	MUSIC + ART	ATHLETICS	RENOVATION	TECHNOLOGY
\$ 7,978,853	\$ 0	\$ 10,700	\$ 226,691,898	\$ 0

		RENOVATION ONLY \$ 42,888,029
	 	RENOVATION & ATHLETICS \$ 150,000
	 	RENOVATION & SAFETY \$ 124,553,285
	 	RENOVATION & MUSIC + ART \$ 12,934,062
	 	RENOVATION, SAFETY, MUSIC+ART \$ 34,902,355
	 	RENOVATION, SAFETY, ATHLETICS \$ 7,948,168
	 	RENOVATION, ATHLETICS, MUSIC+ART \$ 3,316,000

TOTAL CUMULATIVE SPEND : \$234,681,452

5.2 VALUE OF PURCHASE ORDERS TO S/M/WBE FIRMS

TOTAL SPEND BY ETHNICITY AND GENDER

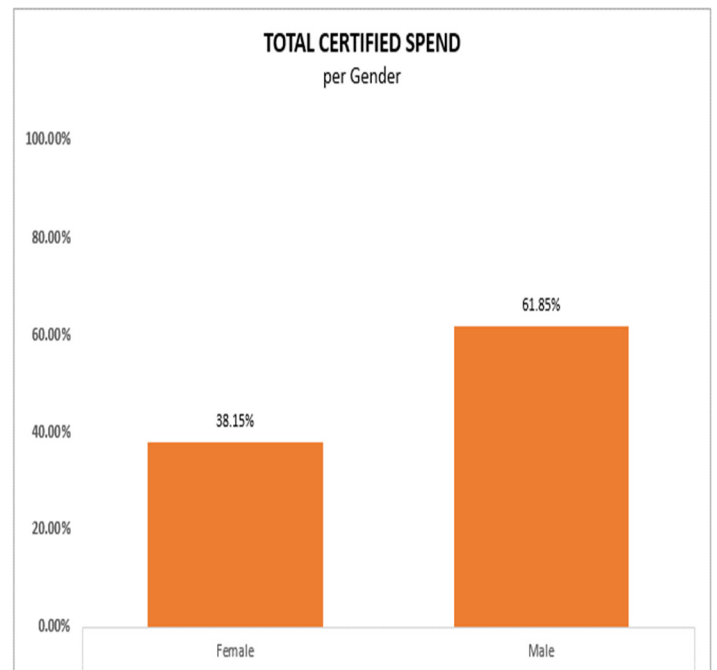
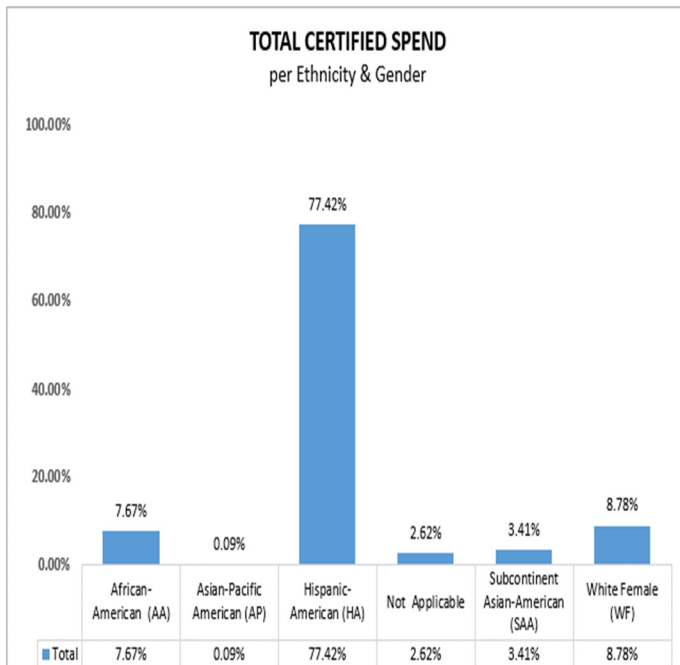
SPEND ANALYSIS

Ethnicity & Gender	Disparity Study ¹	Smart Construction Prime Percent of Dollars (FY'15 - Present)	Target Goals ²
African-American	7.54%	7.67%	19%
Hispanic-American	59.89%	77.42%	54%
Native American	0%	0.0%	0%
Asian Pacific-American	2.40%	3.50%	5%
Women Business Enterprise	30.17%	8.78%	17%
Small Business Enterprise	0.00%	2.62%	5%

Notes:

- 1) Source: Mason Tillman Associates, LTD. Oct 2015. covers five (5) years: July 2008-June 2013, percentages are based on total awards to M/WBE firms. Small Business Enterprises were not included in the Disparity Study.
- 2) The Target Goal percentages are based on the total spend to S/M/WBE firms for the SMART Bond Program in order to achieve the Policy 3330 Aspirational Goals.

TOTAL CERTIFIED SPEND – PER ETHNICITY & GENDER



5.3 SMART BOND

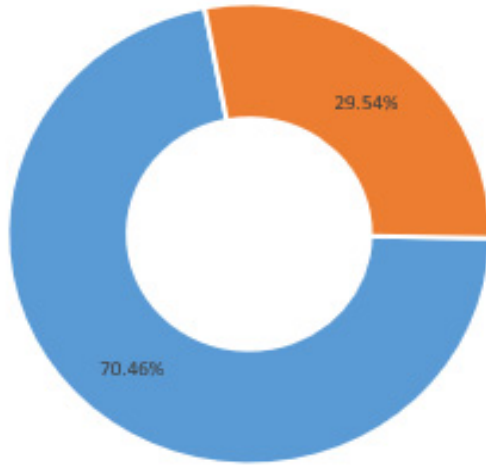
CUMULATIVE SPEND BY ETHNICITY AND GENDER

Ethnicity/Gender	FY'15 Q2 - FY'21 Q1	% ¹
African-American	\$17,996,985	3%
Hispanic-American	\$181,701,433	21%
Asian-American	\$8,206,729	1%
Women Business Enterprise	\$20,616,393	3%
Small Business Enterprise	\$6,159,909	1%
S/M/WBE Certified Firms Subtotal	\$234,681,451	29.54%
Non-Certified Firms Subtotal	\$559,792,668	70.46%
Grand Total	\$ 794,474,119	100%

Note:

1)The percentages are based on the total cumulative spend with S/M/WBE Certified and Non-Certified firms for the SMART Bond Program.

5.4 SPEND PER QUARTER FY '15 - PRESENT

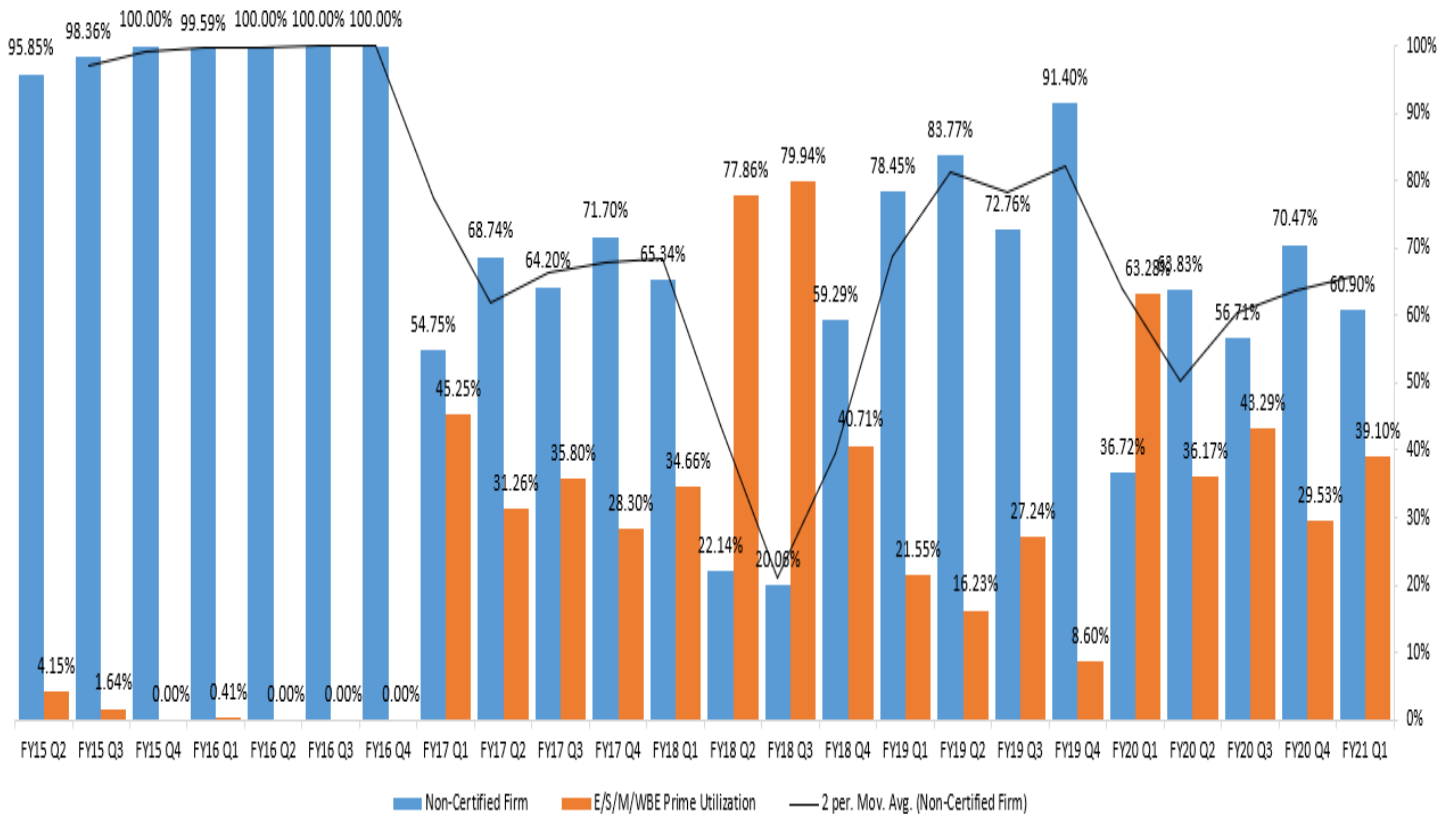


SPEND FOR SMART PURCHASE ORDERS
Based on Prime E/S/MWBE Status

- Non-Certified Firms
- E/S/MWBE Prime Utilization

SPEND PER QUARTER (FY15 - PRESENT)

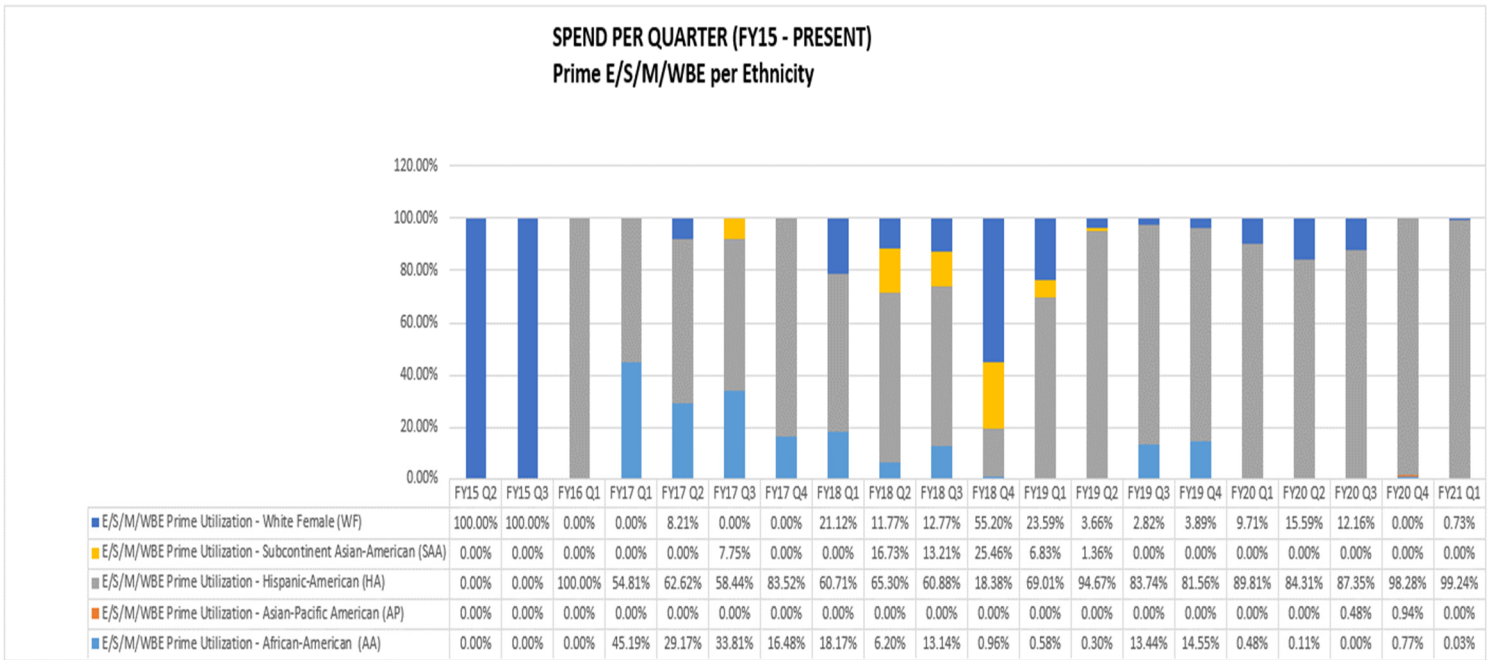
Prime E/S/M/WBE vs Non-Certified Firms



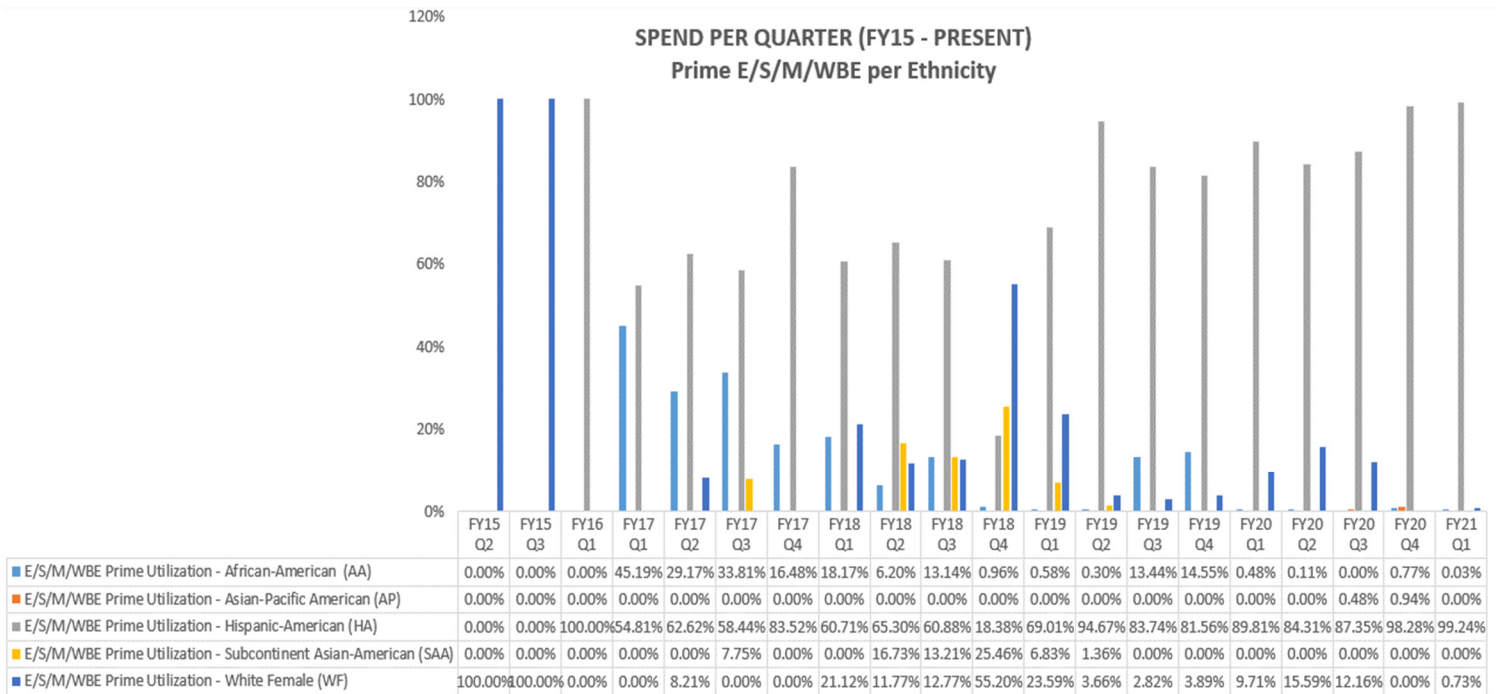
5.4 SPEND PER QUARTER FY'15 – PRESENT

SPEND FOR SMART PURCHASE ORDERS BASED ON PRIME E/S/M/WBE STATUS

BY ETHNICITY



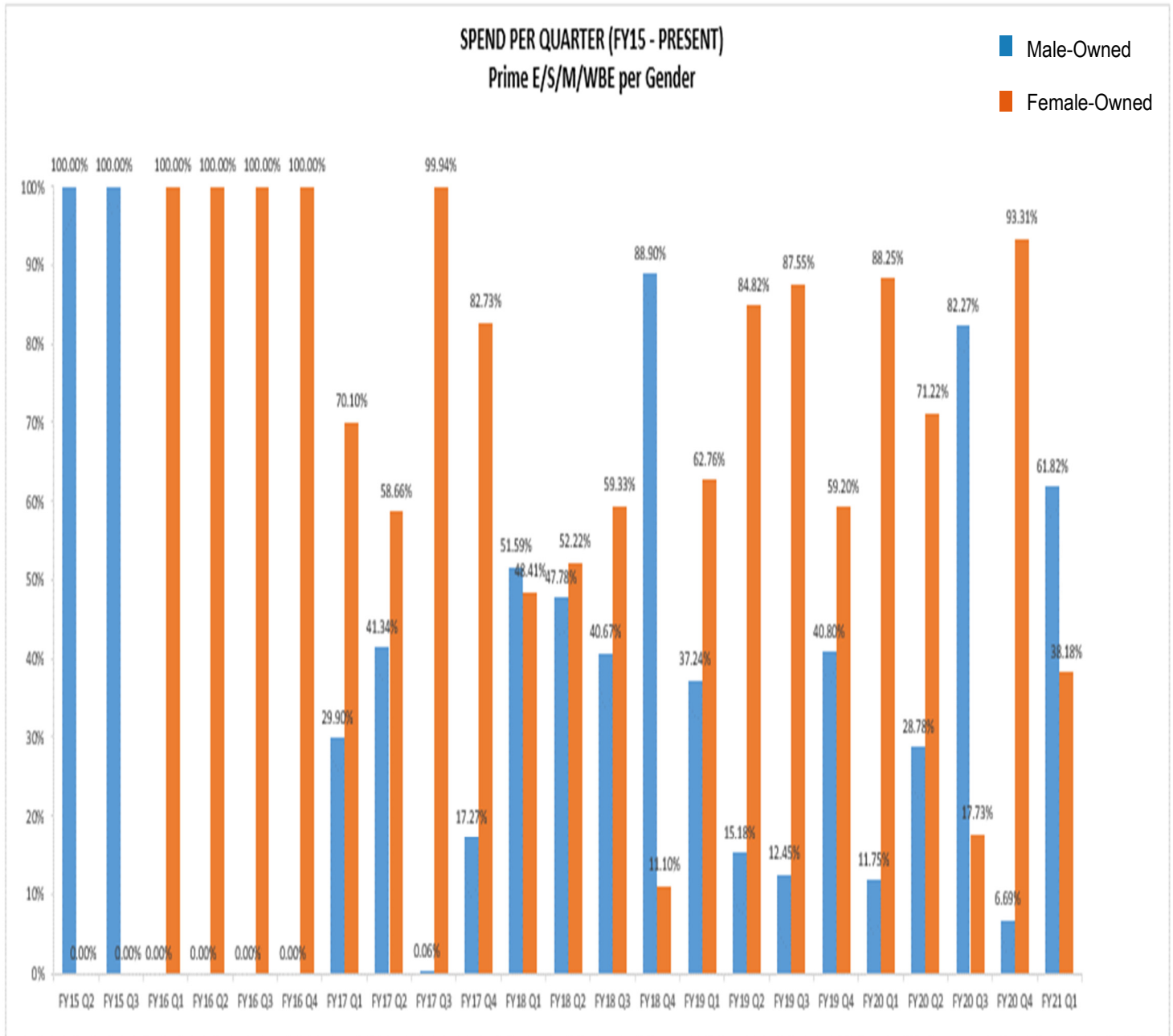
This is the breakdown of prime spend per ethnicity displayed in two formats.



5.4 SPEND PER QUARTER FY'15 – PRESENT

SPEND FOR SMART PURCHASE ORDERS BASED ON PRIME E/S/M/WBE STATUS

BY GENDER



Stay connected
EDDC on SOCIAL MEDIA

@BCPSEDDC



Follow us!



Section 8

Communications

Yvonne Garth,
Garth Solutions / AECOM Team

SMART COMMUNICATIONS

SMART Program communications, in collaboration with the District Communications Team, took a significant step forward with the launch of the SMART Futures website, which went live the week of September 30. The new website features visual updates and in-depth information and will serve as the main source of SMART Program communications moving forward. The public will now be able to find engaging, up-to-date information, as well as features like:

- ▶ Photo & Video Galleries
- ▶ News & Stories
- ▶ Project Locator
- ▶ School Project Pages
- ▶ Reporting & Metrics
- ▶ Community Resources

Access to familiar SMART Program content is easier than ever, with links to a variety of publications like:

SMART at a Glance



SMART Update



BOC Report



VIRTUAL COMMUNICATIONS

The team has continued to engage with the public in the virtual space using the following communications methods:

- ▶ Video Presentations
- ▶ Virtual Community Meetings
- ▶ Digital Surveys

MATERIALS THIS QUARTER



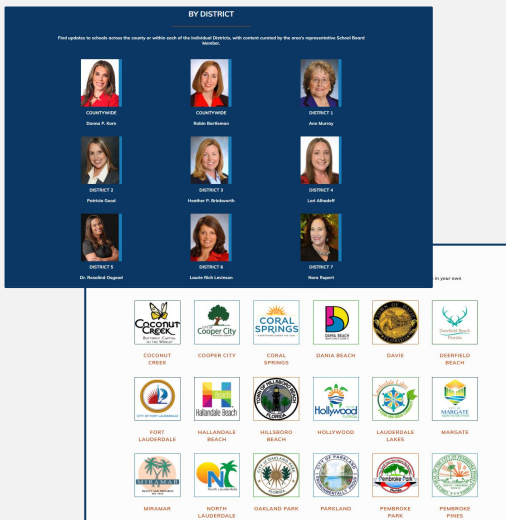
SMART Futures Website

As previously stated, the SMART Futures website went live the week of September 28. Relevant stakeholder groups – Board Members, District staff, BCPS committees – were the first to access the website.

A formal announcement publicizing the official launch will be made next quarter.

SMART SPACE FEATURE

Each District Board Member and municipality has been given a SMART Space, focusing on SMART Program projects occurring in their specific communities.



Latest Photos

Status of Renovations


Project Tracker

School Pages

Reports & Publications

Meetings & Events

MATERIALS THIS QUARTER (CONTD.)



BIG 3 UPDATE

A digital newsletter update on construction at Blanche Ely High School was published in July and distributed to relevant stakeholders through ParentLink and social media.

Big 3 updates will continue to be published on the SMART Futures website as the schools continue to reach significant milestones in their Primary Renovations.

ANALYTICS – BLANCHE ELY HIGH SCHOOL NEWSLETTER

4,807 Total Views

84 Visitors spent 2+ minutes viewing the newsletter

AUDIENCE Board Members, School Administration, Parents, School Community

TRAFFIC BY SOURCE

Facebook 2

Twitter 41

Websites 122

Direct 4642

Smore 1

COMMUNITY ENGAGEMENT

SMART Program Outreach Events vary in purpose and format but are unified in their aim to enhance community engagement, with program initiatives ranging from project updates to contractor procurement.

The Communications team continues to utilize virtual meetings and presentations to keep the community informed.



Outreach
Events

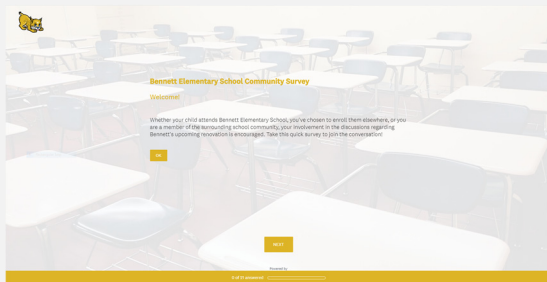
5

This Quarter

223

Total To Date

Fort Lauderdale EAB Bennett Elementary School Community Survey August 2020



A survey was distributed to the Bennett Elementary School community to discuss SMART renovations being considered for the campus.

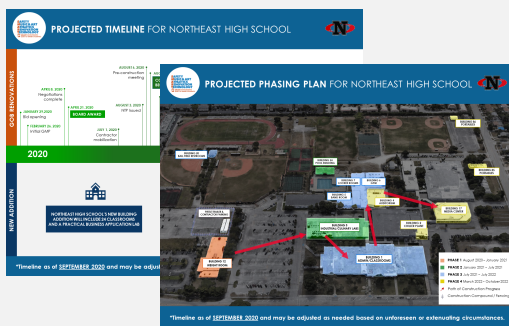
Procurement Warehousing Services Playground Bids September 2020



Procurement and Warehousing Services hosted a virtual workshop to recruit contractors for upcoming playground bids. The workshop informed contractors about bid requirements and provided insight into the prequalification process.

COMMUNITY ENGAGEMENT (CONTD.)

City of Oakland Park Commission Meeting Northeast GMP Update September 2020



An update was presented to the Oakland Park Commission about the SMART projects in their community, including a timeline and phasing plan for Northeast High School's Primary Renovations.

Parkway Middle School and Broward Estates Elementary School Virtual Community Forum September 2020



A video presentation was provided to the Parkway Middle School and Broward Estates Elementary School community exploring options for right-sizing both campuses.

City of Fort Lauderdale Education Advisory Board Panel Bennett Elementary School September 2020

A second round of outreach to the broader Fort Lauderdale school communities was coordinated to discuss next steps with the City of Fort Lauderdale Education Advisory Board.

SOCIAL MEDIA

The Communications team has continued to publish content regularly on all SMART Futures social media platforms. Analytics on the following pages have been used to track target audience growth and measures the types of content the various groups respond best to.

All metrics are in comparison to the previous quarter.



KEY TERMS EXPLAINED

IMPRESSIONS

The number of times published content is displayed to users

NET FOLLOWER GROWTH

The net number of followers gained during the period

ENGAGEMENTS

The number of times users engaged with the content during the reporting period

ENGAGEMENT RATE

The number of times users engage with your posts as a percentage of impressions

POST LINK CLICKS

The number of times users clicked on links from your posts during the reporting period

NET PAGE LIKES

The number of new users who liked the page minus the ones who unliked the page

SOCIAL MEDIA ANALYTICS



@BCPS_SMART

TWITTER

TOP POSTS

BCPS_SMART
Mon 8/24/2020 8:48 pm ...

Views of the new roof at Everglades High School 🌴🌴
🔧: Roofing repairs, chiller

Total Engagements 683

BCPS_SMART
Fri 8/21/2020 10:01 pm ...

Cypress Bay High School has reached a major milestone in the construction of their new

Total Engagements 675

BCPS_SMART
Mon 7/27/2020 10:15 p...

🚧 Roofing is COMPLETE at @WHElementary ^{NEW}
Currently underway ➡ HVAC

Total Engagements 538

CONTENT BREAKDOWN

Publishing Behavior by Content Type	Totals	% Change
Total Published Posts	93	↘ 7%
Published Videos	14	↗ 16.7%
Published Photos	52	↘ 13.3%

Analytics provided by Sprout Social

SOCIAL MEDIA ANALYTICS



SMART Futures BCPS

FACEBOOK

TOP POSTS

SMART Futures...
Sat 7/25/2020 5:13 pm P...

Here's the latest footage of construction progress at Stranahan High School

Total Engagements 891

SMART Futures...
Tue 9/8/2020 3:55 pm PDT

Before & after the final concrete pour of Falcon Cove's new classroom building.

Total Engagements 374

SMART Futures...
Thu 7/16/2020 10:46 am...

Everglades Elementary School is one of the 203 Broward County Public Schools

Total Engagements 194

CONTENT BREAKDOWN

Publishing Behavior by Content Type	Totals	% Change
Total Published Posts	70	↘ 6.7%
Published Videos	13	↗ 30%
Published Photos	53	↘ 10.2%

Analytics provided by Sprout Social

BOARD APPROVAL ANNOUNCEMENTS

As a SMART Facilities Project progresses through Planning and Completion, principals are made aware of any new **Board Approval Milestones** along with relevant information regarding expectations and procedure.

25

Board Approval Announcements Sent This Quarter



School Board approves key processes of individual SMART projects, usually in the transition from one phase to the next.



School principals are notified by the Executive Director of the SMART Program, including congratulations and important information.



Board approval principal letters help schools understand the status of SMART projects.

7
NEW SCHOOLS
APPROVED FOR CONSTRUCTION
CONGRATULATIONS TO:
Coral Park Elementary School
Deerfield Beach High School
Gulfstream Early Childhood Center of Excellence
Henry D. Perry Education Center
Larkdale Elementary School
Olsen Middle School
South Broward High School

5
NEW SCHOOLS
APPROVED FOR CONSTRUCTION
CONGRATULATIONS TO:
Coral Springs High School
C. Robert Markham Elementary School
J.P. Taravella High School
Pines Lakes Elementary School
Walkins Elementary School

BOARD APPROVAL ANNOUNCEMENTS (CONTD.)

7/21/2020	Construction Bid Recommendation of \$500,000 or Greater - ITB 19-150C - Broadview Elementary School - OAC Action Construction Corp. - SMART Program Renovations - Project No. P.001638
7/21/2020	Construction Bid Recommendation of \$500,000 or Greater - ITB FY20-180 - Broward Estates Elementary School - West Construction, Inc. - SMART Program Renovations - Project No. P.002037
7/21/2020	Approve Authorization to Advertise for Bids for - Country Isles Elementary School - Nyarko Architectural Group, Inc. - SMART Program Renovations - Project No. P.002002
7/21/2020	Approve Authorization to Advertise for Bids for - Heron Heights Elementary School - RGD Consulting Engineers Orlando, LLC - SMART Program Renovations - Project No. P.002147
7/21/2020	Construction Bid Recommendation of \$500,000 or Greater - ITB 19-172C - Horizon Elementary School - Cosugas, LLC - SMART Program Renovations - Project No. P.002038
7/21/2020	Approve Authorization to Advertise for Bids for - Lauderhill Community School at Park Lakes Learning Center (f.k.a. Castle Hill Annex) - D.L. Fields Consultants, LLC - SMART Program Renovations - Project No. P.002092
7/21/2020	Approve Authorization to Advertise for Bids for - Meadowbrook Elementary School - RGD Consulting Engineers Orlando, LLC - SMART Program Renovations - Project No. P.002083
7/21/2020	Approve Authorization to Advertise for Bids for - Stephen Foster Elementary School - Song & Associates, Inc. - SMART Program Renovations - Project No. P.002067
7/21/2020	Approve Authorization to Advertise for Bids for - Thurgood Marshall Elementary School - The Tamara Peacock Company Architects of Florida, Inc. - SMART Program Renovations - Project No. P.001674
7/21/2020	Construction Bid Recommendation of \$500,000 or Greater - ITB FY21-088 - Tradewinds Elementary School - LEGO Construction Co. - SMART Program Renovations - Project No. P.002129

BOARD APPROVAL ANNOUNCEMENTS (CONTD.)

8/19/2020	Construction Bid Recommendation of \$500,000 or Greater - ITB FY20-201 - Coral Park Elementary School - Coral Springs - LEGO Construction Co. - SMART Program Renovations - Project No. P.002045
8/19/2020	Authorization to Advertise for Bids - Croissant Park Elementary School - Fort Lauderdale - D.L. Fields Consultants, LLC - SMART Program Renovations - Project No. P.002086
8/19/2020	Authorization to Advertise for Bids - Cross Creek School - Pompano Beach - D.L. Fields Consultants, LLC - SMART Program Renovations - Project No. P.002081
8/19/2020	Construction Bid Recommendation of \$500,000 or Greater - ITB 19-133C - Deerfield Beach High School (Phase 1) - Deerfield Beach - H.A. Contracting Corp. - SMART Program Renovations - Project No. P.001694
8/19/2020	Construction Bid Recommendation of \$500,000 or Greater - ITB FY20-213 - Gulfstream Early Childhood Center of Excellence (f.k.a. Gulfstream MS) - Hallandale - Grace & Naeem Uddin, Inc. - SMART Program Renovations - Project No. P.002055
8/19/2020	Construction Bid Recommendation of \$500,000 or Greater - ITB FY21-125 - Henry D. Perry Education Center - Miramar - LEGO Construction Co. - SMART Program Renovations - Project No. P.001986
8/19/2020	Construction Bid Recommendation of \$500,000 or Greater - ITB FY21-112 - Larkdale Elementary School - Fort Lauderdale - LEGO Construction Co. - SMART Program Renovations - Project No. P.002073.
8/19/2020	Construction Bid Recommendation of \$500,000 or Greater - ITB 19-164C - Olsen Middle School - Dania - Johnson-Laux Construction, LLC - SMART Program Renovations - Project No. P.001955
8/19/2020	Construction Bid Recommendation of \$500,000 or Greater - ITB FY20-154 - South Broward High School - Hollywood - Johnson-Laux Construction, LLC - SMART Program Renovations - Project No. P.001838

BOARD APPROVAL ANNOUNCEMENTS (CONTD.)

<p>9/15/2020</p>	<p>Authorization to Advertise for Bids–Harbordale Elementary School–Fort Lauderdale–RGD Consulting Engineers Orlando, Inc.–SMART Program Renovations–Project No. P.002068</p>
<p>9/15/2020</p>	<p>Authorization to Advertise for Bids–South Plantation High School–Plantation–SGM Engineering, Inc.–SMART Program Renovations–Project No. P.002090–HVC</p>
<p>9/15/2020</p>	<p>Construction Bid Recommendation of \$500,000 or Greater–TB 19-158C–Watkins Elementary School–Pembroke Park–LEGO Construction Co.–SMART Program Renovations–Project No. P.002074</p>
<p>9/15/2020</p>	<p>Construction Bid Recommendation of \$500,000 or Greater–TB FY21-124–C. Robert Markham Elementary School–Pompano Beach–Burke Construction Group, Inc.–SMART Program Renovations–Project No. P.001920</p>
<p>9/15/2020</p>	<p>Construction Bid Recommendation of \$500,000 or Greater–TB FY21-045–Coral Springs High School–Coral Springs–Gulf Building, LLC–SMART Program Renovations–Project No. P.001765</p>
<p>9/15/2020</p>	<p>Construction Bid Recommendation of \$500,000 or Greater–TB 19-083C–Pines Lakes Elementary School–Pembroke Pines–Cosugas, LLC–SMART Program Renovations–Project No. P.002004</p>

LOOK AHEAD

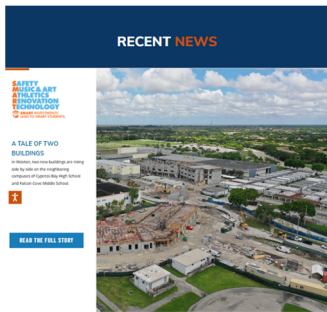
Each quarter, the Communications team seeks new means and methods to keep the various stakeholders and school communities informed and engaged with the SMART Program. The following materials will be distributed in the forthcoming quarter.



Influencer Toolkits

Key stakeholders will be provided with background and materials to help promote the SMART Futures website via personalized methods and channels.

Stakeholders include District Board Members, municipalities, and business communities. Each toolkit will be customized to best equip its stakeholder group.



SMART Features

Featured stories previously included in the "SMART Update" newsletter will now be prominently featured on the SMART Futures website and promoted to the school's community to increase awareness and public engagement.



Individual School Updates

Virtual community meetings will be held to offer each community transparency about the SMART Program at their school.

A video presentation with a general overview of the school's Primary Renovations and School Choice Enhancement Program status will be shared at these meetings.

