



Established 1915

BROWARD
County Public Schools



BOND OVERSIGHT COMMITTEE QUARTERLY REPORT

FOR THE QUARTER ENDED JUNE 30, 2020

Meeting October 5, 2020

**SAFETY
MUSIC & ART
ATHLETICS
RENOVATION
TECHNOLOGY**

FY20 Q4

COMMITTEE MEMBERS

Adam Rabinowitz, Esq.
Committee Chair

Ann Siegel, Esq.
Committee Vice-Chair

Steve Hillberg
Committee Member

Latha Krishnaiyer
Committee Member

Laura Aker Reece
Committee Member

PREFACE

The School Board of Broward County (the District) is pleased to present the latest **Bond Oversight Committee Report for the quarter ending June 30, 2020**. We invite you to explore the pages that follow for an overview and accompanying details of the progress being made on the **SMART Program** (**S**afety, **M**usic & **A**rt, **A**thletics, **R**enovation and **T**echnology).

This report is the latest quarterly document prepared for the Bond Oversight Committee (BOC), which was established shortly after the start of the SMART Program to provide independent, external oversight to the Broward County Public School's improvements in the SMART Program.

The BOC report is prepared on a quarterly basis to provide a progress report of the \$800 million bond and how the funds are working towards making much needed improvements to 232 district schools. **The goal of the report is to promote transparency and accountability** as this monumental initiative delivers on the District's commitment to improve the learning environment in schools districtwide.

The following pages offer an **Introduction section** with a high-level overview of the progress made this past quarter. The Introduction is then followed by a **detailed report of each of the key components of the SMART Program**, a **fiscal report from the Capital Budget** department, and a **glossary** of SMART acronyms and terminology is also included to help readers better understand the information provided.

The quarterly report features the School Spotlights which provide a progress report on construction at each of the 232 schools in the SMART program. These school spotlights are featured on the SMART website at:

www.browardschools.com/smartfutures

You can also access earlier quarterly reports by visiting the BOC website at:

<http://www.broward.k12.fl.us/boc/>

Thank you for your interest in the Broward County Public Schools SMART Program!

**SAFETY
MUSIC & ART
ATHLETICS
RENOVATION
TECHNOLOGY**



#BCPSSMARTFutures



Bond Oversight Committee Meeting
October 5, 2020
5:30 p.m.

TABLE OF CONTENTS

Preface	Page i
The SMART Glossary	Page 1
Introduction	Page 7
Section 1 – Technology SBBC Schools Phillip H. Dunn II, Chief Information Officer	Page 19
Section 2 – Technology Charter Schools Phillip H. Dunn II, Chief Information Officer	Page 25
Section 3 – Music & Art Equipment Daniel Gohl, Chief Academic Officer	Page 27
Section 4 – Athletics John J. Sullivan, Task Assigned Chief Portfolio Services Officer	Page 65
Section 5 – Facilities Frank Girardi, Executive Director Capital Programs Danny Jardine, CBRE Heery Ashley Carpenter, Atkins	Page 73
Section 6 – Budget Activity Judith Marte, Chief Financial Officer	Page 633
Section 7 – Supplier Diversity Outreach Program Maurice Woods, Chief Strategy & Operations Officer	Page 833
Section 8 – Communications Yvonne Garth, Garth Solutions / CBRE Heery	Page 857





The SMART Glossary

THE SMART GLOSSARY

Adopted District Educational Facilities Plan (ADEFP) – The District's five-year funding plan for capital improvements, adopted by the School Board each year.

ATP – Authorization to Proceed with design services.

BCPS – Broward County Public Schools.

BOC – The Bond Oversight Committee is an independent panel that oversees the SMART Initiative through the review of project expenditures and quarterly reports, and by facilitating public input through regularly scheduled hearings.

Basic Equipment List – A document showing the minimum type and quantity of musical equipment that schools should possess to offer core music courses.

Building Envelope – SMART projects pertaining to work on a building's exterior, roofs, walls and windows.

Building Replacement – Requires additional analysis by the Design Professional to determine if a building is in a condition that would warrant replacement or if the building is sufficiently structurally sound that would make improvements appropriate.

CMAR – Construction Manager at Risk is a contractor that provides pre-construction services, cost estimates, construction management and other related services. Hiring the contractors at this early stage in the design process is a valuable step to ensure a seamless and faster transition from designing to implementing improvements.

CSMP – Construction Services Minor Projects are open-end agreements to expedite single construction projects that are valued at \$2 million or less.

Capital Outlay Tax Rate – Money raised from local taxpayers to spend on either the purchase of a fixed asset or to extend its useful life.

Capital Projects – Construction, renovations or replacement to improve or maintain an existing asset of the School District.

Commitment – A project obligation, such as a purchase order or acquisition.

Current Budget – Current approved budget including any School Board approved changes that impacted the Original Budget.

DHCP – Dynamic Host Configuration Protocol is a way to assign dynamic IP addresses to devices in a network.

THE SMART GLOSSARY continued

DNS – Domain Name Systems is the way Internet domain names and addresses are tracked and regulated.

DR Storage – Disaster Recovery Storage is a backup system used to store and retrieve computer files and data.

Design Phase – The third (3) phase of the six-phased process in which drawings and plans are developed for eventual implementation by contractors and vendors.

Design Professionals – A term referring to architects, engineers, interior designers and landscape architects whose application of appropriate design services require licensing or state registration.

Digital Instructional Resources – Instructional materials that are conveyed by way of digital media, including, digital textbooks, applets and applications, and online supplementary resources.

Disparity Study – A type of market analysis to determine if a statistical difference exists between the number or types of companies available to participate in the bid for contracts versus those firms that actually obtain those contracts.

District Educational Facilities Plan (DEFP) – A 5-year budget planning document.

Financially Active Project – A project with existing commitments or expenses.

FY– An abbreviation for funding year in which funds are released to initiate project planning and implementation

Forecast – Forecast dates may fluctuate periodically to reflect actual or unforeseen dynamics that arise as the projects move through each phase. As these unexpected dynamics may impact the originally “planned” schedule dates, forecast dates will be updated accordingly to communicate the most up to date schedule milestone dates.

Gap Analysis – Measurement of areas of greatest need for each school to determine whether schools are operating within music instruction's minimum standards.

HVAC – Heating, ventilation and air conditioning.

GMP – A Guaranteed Maximum Price is negotiated to set a price ceiling for fees and cost incurred.

THE SMART GLOSSARY *continued*

GOB – The 2014 General Obligation Bond was approved by Broward County voters and pays for renovation projects and technology for District-owned schools and charter schools.

I&T – The School District's Information and Technology Department is responsible for designing, implementing and managing information technology solutions that improve student achievement and operational efficiency.

IPAM – Internet Protocol Address Management is a means of planning, tracking and managing the Internet Protocol address space used in a network.

IT – Information Technology refers to anything related to computer technology, such as networking, hardware, software, the Internet or the people working with those technologies.

ITB – Invitation to Bid is a process similar to a Request for Quotations (RFQs) in which contractors, suppliers and vendors are invited to bid to provide the School District with specific products or services.

Implementation Phase – The fifth of the six-phase SMART Initiative process in which contractors or vendors begin work on SMART projects.

Improvements – SMART projects involving construction or renovations that have a life cycle of more than five years.

Load Balancing System – A network that improves the distribution of workloads across multiple computing resources, such as computers, central processing units, disk drives and other network links.

LOR – Letter of Recommendation to issue permit from the Building Department, thus completing the design phase.

MWBE – A government designation for Minority and Women-Owned Business Enterprises.

NGFW – Next Generation Firewall is either a hardware or software-based network security system that is able to detect and block sophisticated attacks by enforcing security policies at the application, port and protocol levels.

Network Security Perimeter Defense – A firewall used to prevent attacks on a computer network.

Non-GOB Funding – Money for School District capital improvement projects that come from other budget sources outside of the 2014 General Obligation Bond.

THE SMART GLOSSARY continued

NTP - Notice to Proceed is a letter from owner or project manager to a contractor stating the date work can begin according to conditions of the contract.

OF&C – The Office of Facilities and Construction oversees all construction and renovation projects in the School District, including those in the SMART Initiative.

Original Budget – Budget approved at the May 19, 2015 school board meeting that established the SMART Program's 5 year budgets.

PCM – Project Charter Meetings are informational sessions where school district officials and project architects explain the scope, schedule and objectives of SMART projects to the parents, students, volunteers and local public officials who make up a school's community.

PPO – The Physical Plant Operations Department responds to routine and emergency requests to repair and maintain District assets. PPO is responsible for various infrastructure work, including air conditioning, carpentry, electrical, plumbing to provide a safe learning environment for Broward County school students.

PSA – Professional Services Agreements are contracts between the District and consultants, design professionals or vendors to complete work during a specific time period.

Phase – One of six steps in the process of developing a project from initial planning to final quality assurance inspection one construction is completed.

Professional Design Services – See Design Professionals

Project – The undertaking to improve school infrastructure, technology or to provide equipment under provisions of the SMART Initiative.

Project Scope – The part of planning that involves determining and documenting a list of specific project costs, goals, deadlines and tasks to assure that results are achieved to make sure the project is successfully completed.

QSEC – The Qualification Selection Evaluation Committee is the School District's independent panel that evaluates and ranks proposals.

RFQ – Request for Qualifications is a process that solicits contractors, suppliers and vendors to bid to provide specific products or services to the District.

SAC – School Advisory Councils are committees of volunteers who assist principals and other school administrators in the preparation and evaluation of the school's improvement plan.

THE SMART GLOSSARY continued

SBBC – School Board of Broward County.

SCEP – The School Choice Enhancement Program allows every District-owned school in the SMART Initiative to determine how to spend \$100,000 on smaller capital projects to improve the condition of an instructional space or educational environment.

SDOP – The Supplier Diversity Outreach Program remains a key part of the School District's efforts to ensure that small, minority-owned and women-owned businesses are represented as consultants, contractors, designers and vendors in the SMART Initiative.

SMART – Safety, Music & Art, Athletics, Renovations and Technology (SMART), which is the ongoing capital improvement program to address infrastructure and equipment needs of the Broward County Public Schools.

SMART Program Years – Years 1 through 5 refer to the year that funding is identified for SMART Program projects. As identified and approved in the 2014 needs assessment.

SMART Website – District website that lists completed and ongoing SMART projects. The link is <http://browardschools.com/smartfutures>

S/M/WBE – A government designation for Small/Minority/Women Business Enterprise.

SPE – Single Point of Entry is a SMART security project that uses fencing, gates and other structures to create a primary means of access onto a school campus.

School Community – The parents, students, school staff and volunteers and local elected officials who make up the constituency an individual school serves.



Introduction

INTRODUCTION

During the months of **April through June 2020**, the School Board of Broward County (The District) has made notable progress in all areas of the SMART Program (**S**afety, **M**usic & Art, **A**thletics, **R**enovation and **T**echnology). The SMART Program expenditures are bringing new computers, musical equipment and better facilities to the Broward County Public Schools.

What follows in this introduction section is a **summary showing the progress being made in each key area of the SMART Program**. Supporting details can be found in the subsequent sections of this Bond Oversight Committee Report for the quarter ending June 30, 2020.



Technology SBBC Schools: COMPLETE

As of June 30, 2020, the SMART technology deployment is fully completed for all 230 schools. All work has been completed for the three (3) Project Scopes identified in the SMART Program:

- 83,362 computing devices were delivered to 209 schools.
- **Computer Gap:** Many schools exceeded the goal of 3.5:1 student to computer ratio, bringing the district to a 2:1 average student to computer ratio.
- **Infrastructure Upgrade** Completed for all Schools
- **Wireless/Cat6 Upgrade** 13,166 Wireless Access Points were installed, in addition to installing 12,738 CAT6 Wiring drops.

This Project was completed with a Savings of \$10.3 million to the district.



Technology Charter Schools: COMPLETE

The development of charter school technology is completed for the 67 eligible schools as more than 11,314 computing devices have been ordered and installed.



Music and Art Equipment:

Applied Learning is working to reach completion of all music, art and theater equipment orders, deliveries and installation.

At the close of this quarter

- **Music Instruments - 98% complete**
 - 59,020 musical instruments of the 60,161 ordered have been delivered to schools
- **Kilns - 95% complete**
 - 130 of the 136 kilns ordered have been delivered to schools. Five are in the warehouse awaiting delivery and one order is being completed
- **Theater - 95% complete**
 - All 39 schools with theater programs have received/had installed most of their orders for lighting, sound and/or stage equipment delivered and installed.

Students across the District continue to benefit from the SMART Bond program and will continue to benefit for years to come.



Athletics:

The SMART Program Athletics initiatives have reached a significant moment, with all but one project having reached official completion.



All SMART athletic track projects

(15 tracks – 3 middle schools and 12 high schools) have been complete as of September 30, 2018.



The **29 out of 30 High Schools** have completed all weight rooms upgrades.



The Northeast High School weight room **is the only remaining weight room** that is pending upgrades.



Facilities

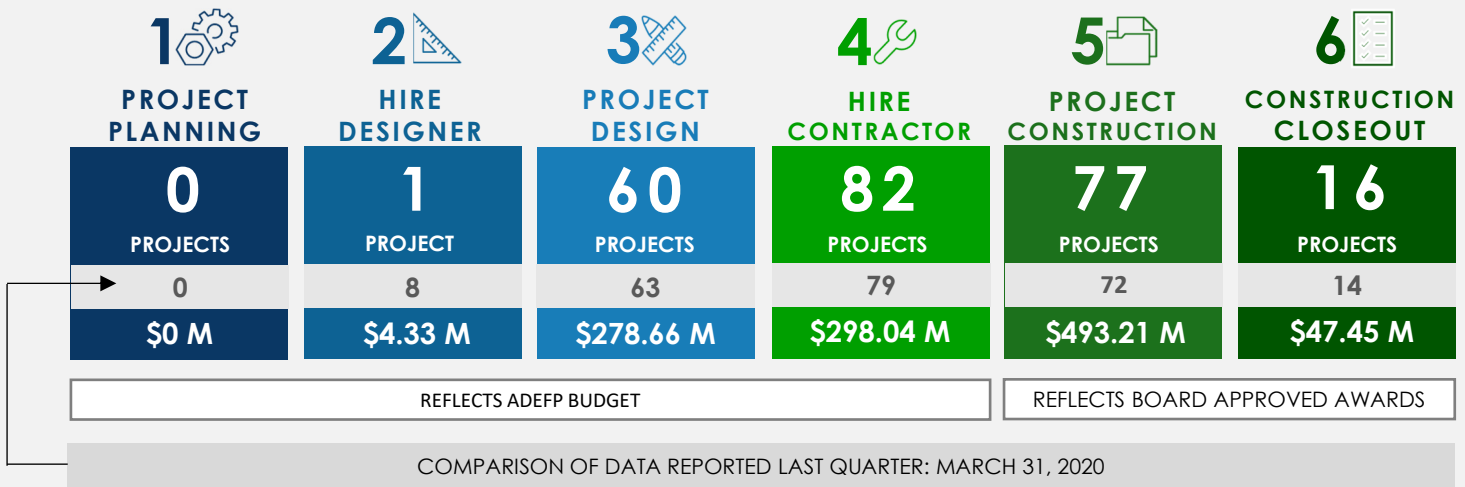
Moving forward, Facilities data will be reported individually for Primary Renovations & School Choice Enhancement Projects (SCEP).

PRIMARY RENOVATIONS

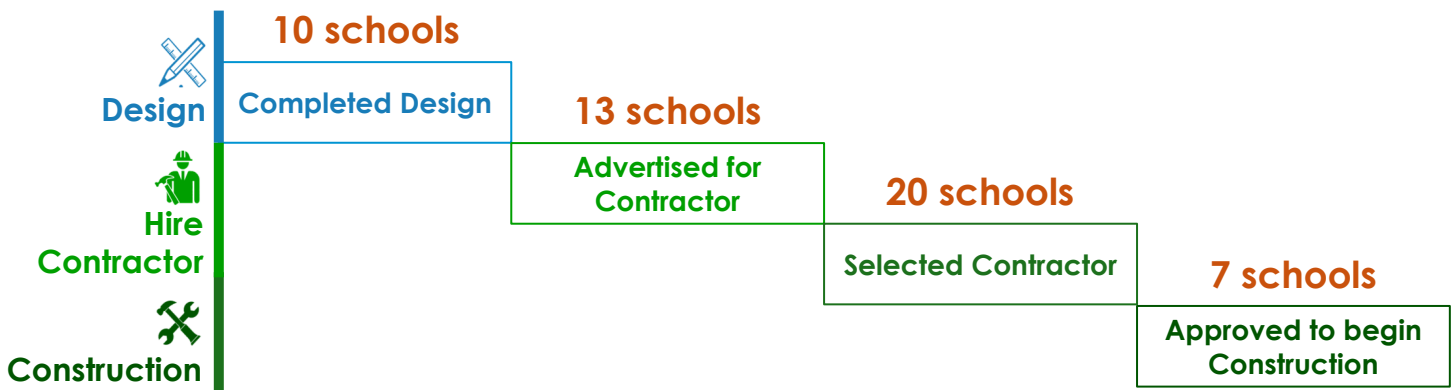
During the quarter ending June 30, 2020, **77 projects** are currently in Construction, and **82 projects** completed the Design phase and are transitioning out of the Hire Contractor phase.

The following chart represents the various phases of schools with active Primary Renovations as of June 30, 2020 and Key Performance Indicators.

PRIMARY RENOVATIONS PROCESS CHART



KEY PERFORMANCE INDICATORS (KPI'S)





Facilities

SINGLE POINT OF ENTRY (SPE)

The safety and security of students and staff at all Broward County Public schools remains a central focus of the SMART Program's goals. Single point of entry at all schools are complete and were operational by the start of the new 2019 school year.

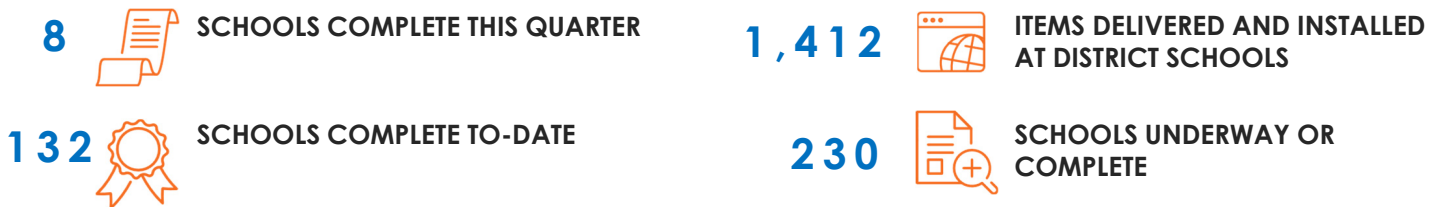
SINGLE POINT OF ENTRY SUMMARY

Data through June 30, 2020



Comparison of previously reported data: **March 31, 2020**

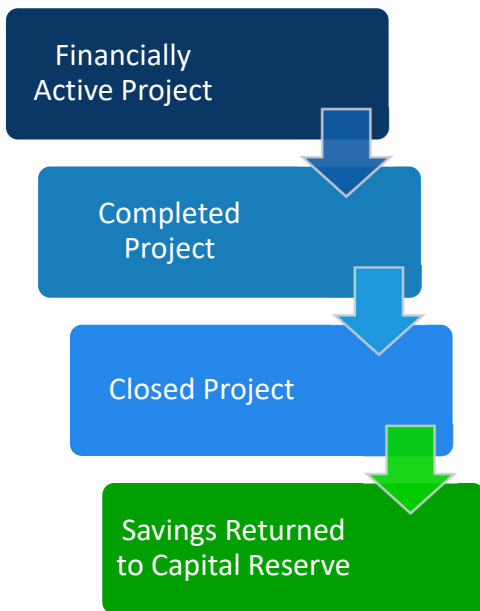
SCHOOL CHOICE ENHANCEMENT PROJECTS (SCEP)





Budget Activity

The FY20 Q4 report includes **financial details for all the projects in the SMART Program**. As SMART Program projects are being completed these projects are highlighted in the Completed and Meets Standard - Budget Activity Report. The remaining balance for all the Completed and Meets Standard Projects will be held until the School Board approves how the funds will be re-prioritized for other SMART Program Needs. *There may be some additional financial activity on these projects as the final payments are made and all the purchase orders are closed-out.*



The financial life-cycle of a project starts when the project is **financially active**.

At the end of the implement improvements phase projects are marked as **complete**. These projects are in their final inspection for quality assurance, between substantial and final completion, which includes verification that the scope is completed according to approved specifications, final submittals of documents and closing out the vendor contract.

When all of the close-out steps are completed, final payments have been submitted to vendors, and all purchase orders have been reviewed and closed the project is **closed**.

After the project is closed, remaining funds are reported to the School Board and **returned to the District's Capital Reserve**.

SMART Program Budget By Program Year

Years 1-5	\$750.9 M
Year 6	\$442.6 M
Year 7	\$48.8 M
Year 8	\$14.3 M
Total SMART Program	\$1,256.6 M *

The Budget Activity Report includes financial details on all program years.

* Includes School Board approved project budget amendments



Budget Activity

IMPACTS FROM COVID-19 are not fully known at this time. Initially the impact on the SMART Program is that since the construction projects do not have to schedule around active campuses full of students and staff; the pace of construction and the associated expenditures has been good. **Additionally, construction bids have benefitted as other markets for construction are scaling back.** The District will continue monitoring the construction markets reaction to the economic changes related to the country's reaction to COVID-19.

SMART RESERVE AND THE RISK ASSESSMENT

In reaction to the increased SMART Program cost expectations **the District previously committed to set aside \$225 million** in funding to mitigate potential funding risks in the SMART Program. At the March 31, 2020 School Board Meeting, **the District authorized the issuance of \$250 million Certificates of Participation (COPs), Series 2020A.** The 2020A COPs issuance provides the additional supplemental funding for SMART Program cost expectations associated with the August 2019 SMART Program Risk Assessment/Market Conditions report from Atkins North America, Inc. (Atkins). \$211 of the \$250 million was placed into the SMART reserve.

ADDITIONAL ALLOCATIONS INTO THE SMART PROGRAM REQUIRE THE SCHOOL BOARD'S APPROVAL and all future amounts are subject to change based on economic conditions and the results of annual legislative action. It is also important to note there are other capital outlay needs to consider when deciding how to allocate future funding.

At the July 21, 2020 School Board meeting, **the District approved a new Project Management Owner's Representative (PMOR) contract.** The additional financial impact of this new contract is \$47.2 million. The Board approved funding for this impact from the District's capital budget unallocated reserve. This funding is included in the Adopted DEFP approved on September 1, 2020.





Budget Activity

THE DISTRICT COMMITTED TO SET ASIDE \$225 MILLION in funding to mitigate potential funding risks in the SMART Program and added another **\$211 Million with the COPs Series 2020A**

SMART Program Reserve



ADEFP FY18 District Educational Facilities Plan Appropriations (in thousands)							
	Carryover FY 2017	FY 2018	FY 2019	FY 2020	FY 2021	FY 2022	Total
Appropriations							
COPs Debt Service *	\$ 0	\$ 146,881	\$ 160,078	\$ 166,068	\$ 166,792	\$ 170,018	\$ 813,437
Equipment & Building Leases	0	17,119	14,513	11,430	11,442	16,796	71,300
Facilities / Capital Salaries	0	15,200	15,200	15,200	15,200	15,200	76,000
Quality Assurance	0	170	170	170	170	170	860
Maintenance	564	66,000	64,000	64,000	64,000	64,000	322,564
Facility Projects	22,750	7,300	0	0	0	0	30,050
SMART Program	537,874	138,888	178,882	0	0	0	855,444
SMART Program Reserve	71,042	658	18,354	59,839	69,807	0	219,700
Charter Schools - State PECO	0	8,319	8,319	8,319	8,319	8,319	41,596
Charter Schools - Local Millage	0	12,711	13,865	16,211	19,824	24,067	86,676
District Priorities	38,448	22,339	0	0	0	0	60,786

	Carryover FY 2017	FY 2018	FY 2019	FY 2020	FY 2021	FY 2022	Total
SMART Program Reserve	71,042	658	18,354	59,839	69,807	0	219,700

(in thousands of \$)

\$219 million in the SMART Reserve
6 million added for additional single point of entry projects
+ 211 million COPs Series 2020A

\$436 million Amount identified in the August 2019 SMART Program Risk Assessment update.

Due to Approved Board items thru the end of FY20 Q4 **the SMART Reserve balance is currently \$155.4 million.**

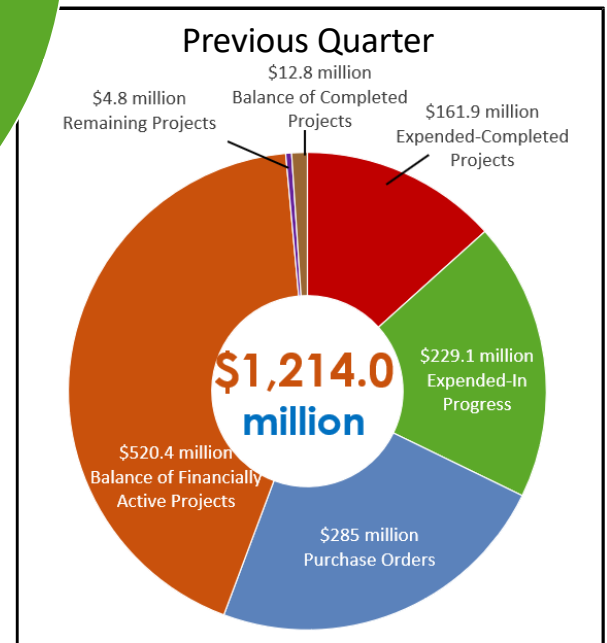
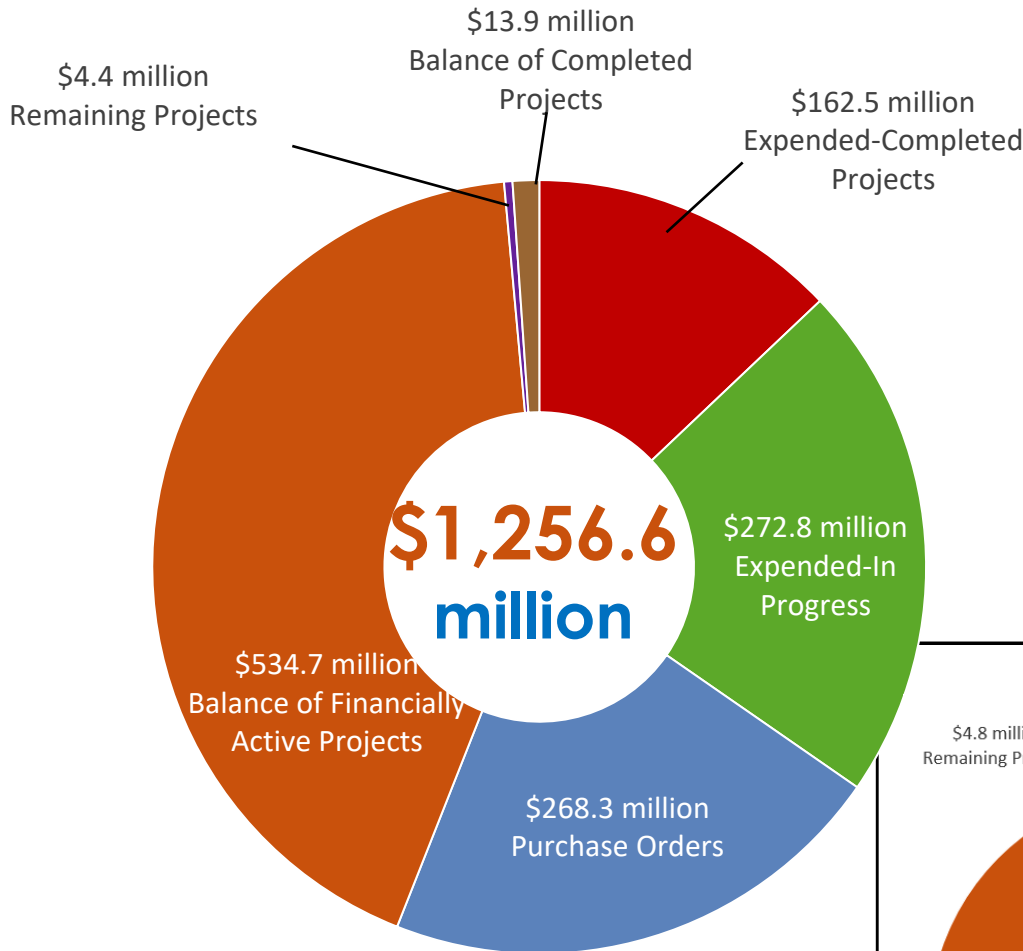
FY20 Beginning Balance	\$ 59.4
FY20 Board Items	(131.6)
COPs Series 2020A	211.0
<u>FY21</u>	<u>16.6</u>
Total	\$ 155.4



Budget Activity

The District is continuing to make significant progress toward implementing all the SMART Program projects. Every month more projects are moving into the financially active category, and the expenditures continue to increase as more projects are moving through the design phases, entering construction, and payments are being made to contractors. Additionally, there is only \$4.4 million of the \$1.3 billion program that does not have some financial activity. These Remaining Projects are mostly the final School Choice Enhancement Projects that will be underway soon.

The following charts demonstrates the financial progress made in the SMART Program through the end of the fourth quarter of fiscal year 2020.





Supplier Diversity Outreach Program

The Economic Development & Diversity Compliance Department (EDDC), through the Supplier Diversity Outreach Program (SDOP), promotes inclusion and economic growth in support of the local small business community. With a focus on *Support Services for All*, the **EDDC mission is to grow the economic base for the benefit of students and the business community**. This is achieved through the following program components:

OUTREACH

- Business Consultation; Targeted Outreach; One-on-One Technical Assistance; Business Referrals
- Disseminates courtesy emails of active solicitations

CERTIFICATION

- E/S/M/WBE Recruitment; Business Development; Community Connections; Site Visits
- Increases the visibility of local firms to prospective customers through certification
- Assists certified firms to gain access to District Business opportunities
- Provides options for business growth through Certification

COMPLIANCE

- Evaluates solicitations for the applicability of Affirmative Procurement Initiatives (APIs)
- Participation in Pre-bid and Outreach Meetings
- Evaluation of RFQs, RFPs and Hard Bids; Prime Performance Evaluation
- Compliance Reviews for SMART and Non-SMART Projects
- Monitors and tracks procurement activities for E/S/M/WBE engagement, utilization, and awards
- Performs site visits
- Facilitates mediations between primes and sub-contractors

SDOP PROGRAM METRICS FY'20 Q4

Reporting Period April 1, 2020 – June 30, 2020

1. E/S/M/WBE CERTIFICATION PROGRAM ACTIVITY

New Certifications:	21
Tri-County Reciprocal Certifications:	29
Renewals:	47
Denials:	21
Total # of Certification Activities:	118

Total # of E/S/M/WBE Certified Firms: 621

2. SDOP TARGETED MARKETING REPORT

# of Solicitation Notifications Campaign:	16
Total # of Marketing Campaigns:	40
Average Campaign Open Rate:	34%
One-on-One Technical Assistance Provided:	176
Internal/External Community Meetings:	4

**E/S/M/WBE firms may be listed as a prime or subcontractor in District solicitations*

3. SMART BOND S/M/WBE CONTRACT COMPLIANCE*

Contracts with S/M/WBE Participation:	27
Contracts with S/M/WBE Participation	160

**Contract Compliance total is related solely to Design and Construction Contracts*

4. SMART PROJECTS M/WBE COMMITMENT BY ETHNICITY & GENDER

Amount of Total Contracts	\$60,123,323
Amount of M/WBE Commitment	\$14,976,742
Percentage of M/WBE Commitment	25%
Amount of Non-M/WBE Commitment	75%

5. SMART BOND E/S/M/WBE CUMULATIVE SPEND*

Amount of E/S/M/WBE Spend:	\$197,378,945
Percentage of E/S/M/WBE Prime Utilization:	28%

**Cumulative Spend is based on the value of Purchase Orders issued to E/S/M/WBE primes per SMART Category*

Communications

This quarter (ending June 30, 2020), the Communications team has continued to utilize a diverse range of public outreach strategies to keep the community informed on all SMART-related news. Engagement with the community has grown steadily using tools and platforms that include but are not limited to:

- ▶ Virtual Events
- ▶ Social Media Campaigns
- ▶ Email Newsletters
- ▶ Project Videos
- ▶ Photo Galleries
- ▶ Site Visits
- ▶ Construction Update
- ▶ Online Feedback Tools
- ▶ Digital Surveys
- ▶ Municipal Presentations
- ▶ Approval Letters

COMMUNICATIONS by the numbers



Board Approval
Announcements

38



Community
Meetings

17



Twitter
Posts

99



Facebook
Posts

74

With campuses vacant, SMART communications methods have shifted exclusively towards digital and virtual delivery, using methods such as:

- ▶ Enhanced visual media including video and images from site visits.
- ▶ Frequency of dynamic social media content (varied content, content categories)
- ▶ Improved engagement through digital mediums like email newsletters
- ▶ Continued participation in virtual meetings and work groups





Section 1

Technology SBBC Schools

Phillip H. Dunn II, Chief Information Officer

Bond Oversight Committee SMART Technology Quarterly Update SBBC Schools

As of the First Quarter of FY 2018 (month ended September 30, 2017) **the SMART technology deployment is completed for all 230 SBBC schools.** For more detailed information on the SMART Program SBBC school technology you can visit the Bond Oversight Committee website and review the FY18 Q1 report.

http://www.broward.k12.fl.us/boc/QuarterlyReports/FY18_Q1BOCReport.pdf



SMART Core Infrastructure Upgrades BOC FY2019-2020 – 4th QTR Ended 6-30-2020

Since the initiation of the SMART project, Technical Support Services has undertaken work in five areas of core infrastructure operation. These areas include the replacement and/or implementation of systems that provide improved network security perimeter defense and traffic management, load balancing of Internet and internal network traffic, IP address management and Domain Name Systems (DNS) operations, core network capacity and speed, and back-up and recovery. In every case, the work done was driven by greatly increased demand for network capacity and reliability that results from the:

- shift from print to digital instructional resources – including increased use of “rich media” (video, audio, advanced graphics, animation, interactivity)
- increased reliance on online assessments
- move toward personalization of instruction: more modern computers and the move toward to 1:1 computing
- increasing use of cloud-based resources (Office 365, Canvas, etc.)
- heightened concern for IT security and privacy protection
- enhancements to business continuity and disaster recovery solutions

The impact of the dynamics noted above can be seen in the fact that in the District's demand for Internet bandwidth is four times the 2013 level, the number of wirelessly connected devices has doubled over the same period, and the District's network now provides connectivity to over 235,000 unique devices each day (including all of the District's wired and wireless computers, printers, VoIP phones, and BYOD devices in the hands of staff and students).

<u>Project</u>	<u>Description</u>	<u>SMART Encumbrance / Expenditure</u>
Perimeter Defense and Traffic Management	Funds were spent to implement a new “Next Generation Firewall” (NGFW) at the District's Internet perimeter. As a part of that project, the previous system was repositioned to serve as an internal firewall between the Data Center (and its critical systems) and the rest of the District's internal network. The Next Generation Firewall, in addition to securing the perimeter, provides content filtering, applications control, and traffic analysis and reporting; all at vastly increased speeds and capacity levels.	\$1,519,323 Project Status: Complete

<u>Project</u>	<u>Description</u>	<u>SMART Encumbrance / Expenditure</u>
Load Balancing Systems	Funds were spent on systems that manage and balance the traffic pattern and load distribution of the District's two connections to the Internet at higher speeds and with greater capacity. This project included as a part of its design strategy the load balancing of the District's web-based application services.	\$564,591 Project Status: Complete
Load Balancing Systems	Application specific Load Balancing System and version upgrade.	\$31,497 Project Status: Complete
Core Network Services	Expenditures were made to improve advanced network services including DNS, DHCP & IPAM. Expenditures in this area were done to improve the reliability of critical network system services and speed while further enhancing IP security and reporting.	\$905,556 Project Status: Complete
Core Network Speed and Capacity	Investments were made in the network switching fabric of the network core and the District's Data Center. In addition to providing increased speed and capacity, the new network infrastructure supports the implementation of advanced "software defined networking".	\$806,481 Project Status: Complete
Data-Center Tape Drive Virtualization	A project to replace the District's out-of-service tape back-up system with a Virtual Tape Back-up solution was implemented. This allows for the expedited recovery of a number of systems in the event of an emergency and propositions critical data at the District's off-site disaster recovery location out of state.	\$393,593 Project Status: Complete
Voice Contact Center	A project to replace the existing Call Center system that distributes incoming calls to specific groups or agents. This new system will be integrated to our current Avaya voice application system.	\$386,313 Project Status: Complete
DR Storage	A project to relocate and build storage for our offsite DR, hosted in our remote COLO facility.	\$221,488 Project Status: Complete

<u>Project</u>	<u>Description</u>	<u>SMART Encumbrance / Expenditure</u>
ERP Disk Replacement	A project to replace disk storage that supports our ERP system and was no longer going to be supported by the manufacturer.	\$212,881 Project Status: Complete
Content Filter	Implementation of enhanced content filter for classroom teachers to share content like YouTube videos, blogs, etc., while securing inappropriate content and ensuring CIPA compliance.	\$1,354,141 Project Status: Complete
Firewall Internet Capacity	Project to build capacity to match school internet utilization in order to provide support and protection to schools and enterprise datacenter systems.	\$1,395,356 Project Status: Complete
Data Network Infrastructure	Update Data Network Infrastructure (Data Switches) at the TSSC Administrative site to current network standards. This would provide the network functionality for the new Avaya voice phone system.	\$385,070 Project Status: Complete
Archival Security Storage and Logs	IT Storage Hardware to address the immediate need of additional storage space required for the IT archival security storage and firewall log projects along with the growth for future expansion, maintenance and support. (Refer to BID# 18-156E Board approved 4-10-2018)	\$596,425 Project Status: Complete
Midrange System Upgrade	Infrastructure Upgrade for systems that support Student Information System (SIS) and Data Warehouse. Current system is at end of life and will no longer supported by manufacturer. (Refer to BID# 19-058E Board approved 9-05-2018)	\$385,141 Project Status: Complete
Network Security/Capacity Upgrades	Additional capacity to support internet growth and security requirements.	\$357,193 Project Status: Complete
Enterprise Back-Up	Replace/upgrade back-up from OEM NETAPP to an enterprise solution.	\$314,988 Project Status: Complete

<u>Project</u>	<u>Description</u>	<u>SMART Encumbrance / Expenditure</u>
Server Blade Growth	Hardware to support centralized management tools for Local Area Network endpoints (Desktops/Laptops)	\$265,169 Project Status: Complete
TOTAL ENCUMBRANCE/EXPENDITURES AS OF 06/30/20		\$ 10,095,206

Additionally, SMART investment projects are scheduled to achieve the following outcomes:

- Meet growing network bandwidth requirements and increase network reliability
- Improve network traffic management and reporting
- Enhance IT security and identity management systems
- Increase systems storage capacity
- Expand and refresh the District's virtualized server environment
- Extend and enhance core telecommunications routing and application systems

The below project is in process as of the Quarter ended 6/30/2020:

<u>Project</u>	<u>Description/Status</u>	<u>SMART Projected Expenditures</u>
UPS/Support for aging batteries	Replace UPS devices and computer batteries at all Schools and District sites as needed. Encumbrance/Expenditure as of 6/30/20: Status: Project is on schedule to be completed by 9/30/2020.	\$904,794 (\$289,308) Project Status: In Process
	CORE INFRASTRUCTURE AVAILABLE BALANCE AS OF 6/30/20	\$615,486



Section 2

Technology Charter Schools

Phillip H. Dunn II, Chief Information Officer

Bond Oversight Committee SMART Technology Quarterly Update Charter Schools

As of the Third Quarter of FY 2017 (month ended March 31, 2017) **all charter school technology projects were completed.** For more detailed information on the SMART Program charter school technology you can visit the Bond Oversight Committee website and review the FY17 Q3 report.

http://www.broward.k12.fl.us/boc/QuarterlyReports/FY17_Q3BOCReport.pdf





Section 3

Music & Art Equipment

Daniel Gohl, Chief Academic Officer

Music Equipment - Applied Learning Department Quarter Ending June 30, 2020

Due to COVID-19 challenges in our community and world-wide involving delivery delays, supply shortages and school closures the resulting impact on our vendors' and manufacturers' abilities to deliver musical instruments and equipment during the Quarter ending June 30, 2020 was significant. We are hopeful that we will be able to make up much of the subsequent shortfall during the first quarter of FY21. As operations begin to safely normalize, vendors can resume deliveries at a greater pace.

During the 4th Quarter, BCPS pivoted to a virtual learning environment. This shift to remote learning did not impede our music students from progressing on their new instruments provided by the Smart Program. Soon after it was evident that students would be instructed at home online, schools created a safe procedure for music students to retrieve instruments from their school, so they could continue progressing through eLearning and remote instruction with instruments.

The music instruments and music equipment have been placed into categories so that we can show you the quantity and dollar amounts of the music orders for each school. For a detailed list of the instruments and equipment, please follow this link:

http://www.broward.k12.fl.us/boc/QuarterlyReports/FY20_Q4MusicOrderDetail.pdf



**Music Equipment Deployment Status
For Quarter Ended June 30, 2020**

Status	Current Quarter (June 30, 2020)		Previous Quarter (March 31, 2020)	
	Number	Percent	Number	Percent
In Process	0	0.0%	0	0.0%
Ordering	0	0.0%	0	0.0%
Closing Out	1	0.5%	1	0.5%
Closed	194	99.5%	194	99.5%
No Program	0	0.0%	0	0.0%
Total	195	100.0%	195	100.0%



Music Equipment Ordering Status For Quarter Ended June 30, 2020

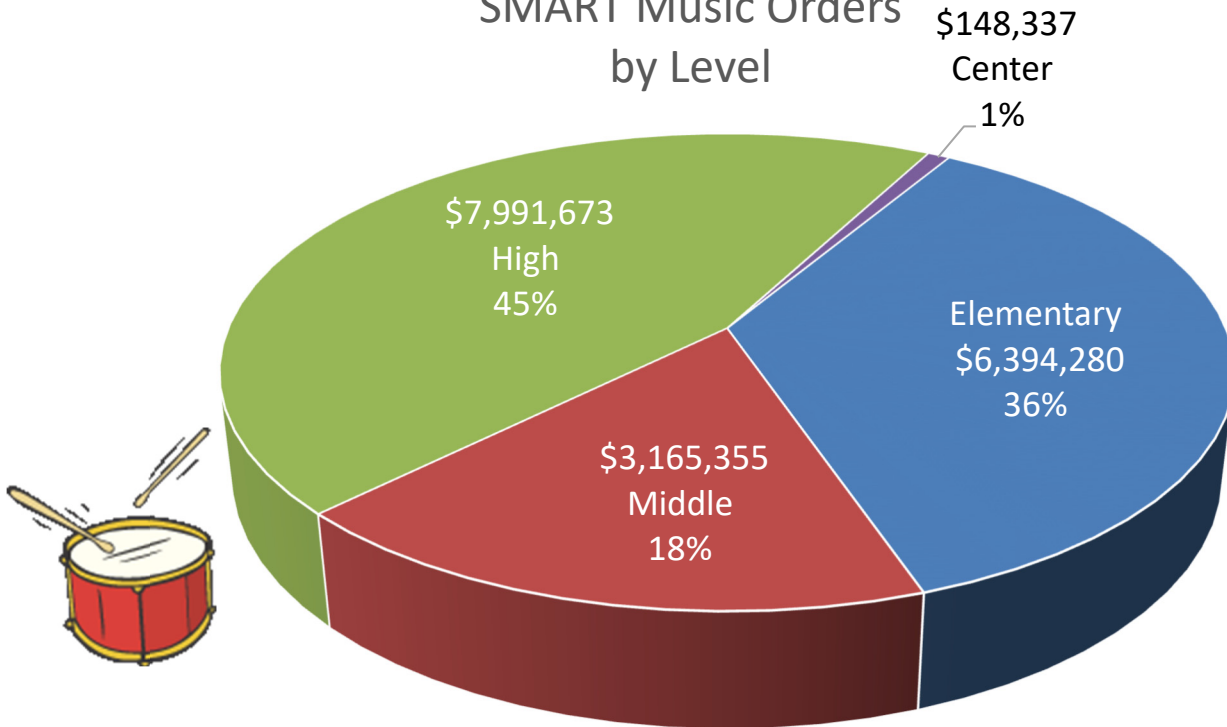
Status	Current Quarter (June 30, 2020)		Previous Quarter (March 31, 2020)	
	Quantity Ordered	Quantity Delivered	Quantity Ordered	Quantity Delivered
Elementary	47,412	46,401	47,412	46,393
Middle	3,849	3,801	3,849	3,798
High	8,316	8,237	8,316	8,237
Center	584	581	584	581
Total	60,161	59,020	60,161	59,009

Vendor	Amount	%
All County Music	\$ 10,964,426	61.9%
Cascio Interstate Music Supply	3,228	0.0%
Enabling Devices	8,284	0.0%
J W Pepper of Atlanta	3,384	0.0%
Malmark Inc	6,372	0.0%
Music Arts Enterprises	3,723,751	21.0%
Music Man	1,270,567	7.2%
Romeo Music	440,549	2.5%
School Specialty	64,250	0.4%
Summer Arts Sessions Int	9,600	0.1%
Summerhays Music	11,964	0.1%
VistaPan Steel Instruments	5,036	0.0%
Wenger Corporation	1,188,234	6.7%
Total	\$ 17,699,645	100.0%

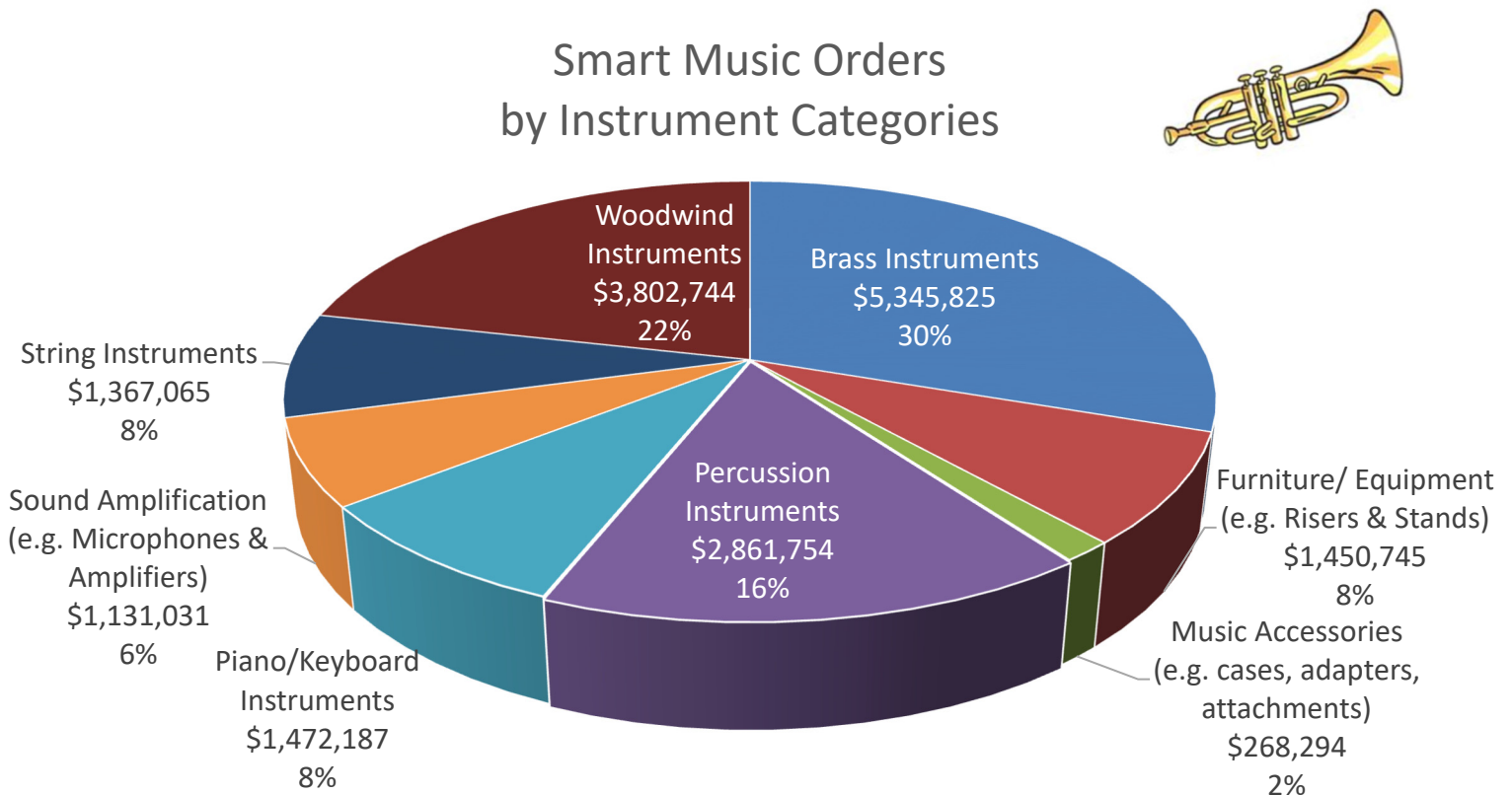


Total SMART Music Orders-to-Date \$17,699,645

SMART Music Orders
by Level



Smart Music Orders
by Instrument Categories



Section 3: Music & Art Equipment

Location	Program Year	Status	Orders Processed	Quantity Ordered	Orders Delivered	Quantity Delivered
Anderson, Boyd H. High School	Year 4*	Closed	100.0%	284	100.0%	284
Apollo Middle School	Year 1	Closed	100.0%	146	100.0%	146
Atlantic West Elementary School	Year 2	Closed	100.0%	680	96.3%	655
Attucks Middle School	Year 5*	Closed	100.0%	109	100.0%	109
Bair Middle School	Year 1	Closed	100.0%	87	100.0%	87
Banyan Elementary School	Year 3	Closed	100.0%	769	100.0%	769
Bayview Elementary School	Year 1	Closed	96.6%	805	94.3%	759
Beachside Montessori Village	Year 5*	Closed	99.7%	214	78.0%	167
Bennett Elementary School	Year 1	Closed	66.7%	360	99.7%	359
Bethune, Mary M. Elementary School	Year 2	Closed	100.0%	149	100.0%	149
Boulevard Heights Elementary School	Year 4*	Closed	100.0%	497	41.4%	206
Bright Horizons Center	Year 2	No Program	0.0%	-	0.0%	-
Broadview Elementary School	Year 1	Closed	87.4%	334	100.0%	334
Broward Estates Elementary School	Year 1	Closed	98.5%	259	89.6%	232
Castle Hill Elementary School	Year 4*	Closed	99.0%	435	100.0%	435
Central Park Elementary School	Year 2	Closed	87.4%	325	100.0%	325
Challenger Elementary School	Year 4*	Closed	100.0%	891	99.8%	889
Chapel Trail Elementary School	Year 5*	Closed	96.8%	286	97.9%	280
Drew, Charles Family Resource Center	Year 3	No Program	0.0%	-	0.0%	-
Coconut Creek Elementary School	Year 2	Closed	99.9%	663	100.0%	663
Coconut Creek High School	Year 2	Closed	100.0%	323	100.0%	323
Coconut Palm Elementary School	Year 5*	Closed	99.8%	372	100.0%	372
Colbert Elementary School	Year 4*	Closed	100.0%	249	100.0%	249
Collins Elementary School	Year 3	No Program	0.0%	-	0.0%	-
Cooper City Elementary School	Year 2	Closed	91.4%	319	100.0%	319
Cooper City High School	Year 2	Closed	100.0%	166	100.0%	166
Coral Cove Elementary School	Year 5*	Closed	92.6%	351	88.6%	311
Coral Glades High School	Year 5*	Closed	100.0%	360	100.0%	360
Coral Park Elementary School	Year 2	Closed	100.0%	261	100.0%	261
Coral Springs Pre-K - 8	Year 5*	Closed	100.0%	699	95.4%	667
Coral Springs Middle School	Year 1	Closed	100.0%	33	100.0%	33
Coral Springs High School	Year 3	Closed	99.9%	88	100.0%	88
Country Hills Elementary School	Year 5*	Closed	90.8%	208	100.0%	208
Country Isles Elementary School	Year 5*	Closed	100.0%	386	100.0%	386
Cresthaven Elementary School	Year 1	Closed	100.0%	536	100.0%	536
Croissant Park Elementary School	Year 1	Closed	100.0%	330	98.2%	324
Cross Creek School	Year 2	Closed	100.0%	328	87.2%	286
Cypress Bay High School	Year 5*	Closed	100.0%	510	91.0%	464
Cypress Elementary School	Year 1	Closed	99.4%	391	100.0%	391
Cypress Run Education Center	Year 2	No Program	0.0%	-	0.0%	-
Dandy, William Middle School	Year 2	Closed	100.0%	130	100.0%	130
Dania Elementary School	Year 5*	Closed	100.0%	431	100.0%	431
Dave Thomas Education Center	Year 2	No Program	0.0%	-	0.0%	-
Dave Thomas Education Center-West	Year 2	Closed	100.0%	26	100.0%	26
Davie Elementary School	Year 2	Closed	100.0%	638	100.0%	638
Deerfield Beach Elementary School	Year 1	Closed	100.0%	238	100.0%	238
Deerfield Beach Middle School	Year 3	Closed	41.6%	53	100.0%	53
Deerfield Park Elementary School	Year 1	Closed	93.3%	326	100.0%	326
Dillard 6-12 School	Year 1	Closed	100.0%	185	100.0%	185
Dillard Elementary School	Year 1	Closed	99.7%	277	100.0%	277
Discovery Elementary School	Year 3	Closed	80.0%	215	100.0%	215

Location	Program Year	Status	Orders Processed	Quantity Ordered	Orders Delivered	Quantity Delivered
Dolphin Bay Elementary School	Year 5*	Closed	87.4%	655	100.0%	655
Drew, Charles Elementary School	Year 1	Closed	100.0%	128	99.2%	127
Driftwood Elementary School	Year 2	Closed	99.4%	290	100.0%	290
Driftwood Middle School	Year 1	Closed	100.0%	75	100.0%	75
Eagle Point Elementary School	Year 1	Closed	99.9%	270	99.6%	269
Eagle Ridge Elementary School	Year 5*	Closed	100.0%	613	99.8%	612
Ely, Blanche High School	Year 1	Closed	100.0%	164	100.0%	164
Embassy Creek Elementary School	Year 3	Closed	95.7%	254	100.0%	254
Endeavour Primary Learning Center	Year 4*	Closed	100.0%	729	97.3%	709
Everglades Elementary School	Year 5*	Closed	99.9%	340	100.0%	340
Everglades High School	Year 5*	Closed	100.0%	328	99.7%	327
Fairway Elementary School	Year 4*	Closed	99.1%	450	100.0%	450
Falcon Cove Middle School	Year 3	Closed	100.0%	38	100.0%	38
Flamingo Elementary School	Year 3	Closed	100.0%	383	100.0%	383
Flanagan, Charles W. High School	Year 4*	Closed	99.8%	210	100.0%	210
Floranada Elementary School	Year 3	Closed	91.2%	262	100.0%	262
Forest Hills Elementary School	Year 2	Closed	100.0%	371	97.8%	363
Fort Lauderdale High School	Year 1	Closed	100.0%	193	98.4%	190
Stephen Foster Elementary School	Year 1	Closed	98.9%	398	100.0%	398
Fox Trail Elementary School	Year 4*	Closed	100.0%	114	100.0%	114
Gator Run Elementary School	Year 3	Closed	93.1%	140	100.0%	140
Glades Middle School	Year 4*	Closed	100.0%	79	98.7%	78
Griffin Elementary School	Year 2	Closed	100.0%	588	100.0%	588
Gulfstream Academy of Hallandale Beach K-8 (Hallandale Elementary School)	Year 4*	Closed	99.9%	99	100.0%	99
Hallandale High School	Year 4*	Closed	100.0%	272	100.0%	272
Harbordale Elementary School	Year 1	Closed	96.7%	108	100.0%	108
Hawkes Bluff Elementary School	Year 5*	Closed	99.9%	239	100.0%	239
Heron Heights Elementary School	Year 5*	Closed	74.0%	104	100.0%	104
Hollywood Central Elementary School	Year 3	Closed	100.0%	175	100.0%	175
Hollywood Hills Elementary School	Year 3	Closed	99.9%	229	100.0%	229
Hollywood Hills High School	Year 2	Closed	98.8%	163	98.8%	161
Hollywood Park Elementary School	Year 2	Closed	100.0%	219	100.0%	219
Horizon Elementary School	Year 3	Closed	99.9%	368	100.0%	368
Hunt, James S. Elementary School	Year 2	Closed	99.3%	435	100.0%	435
Indian Ridge Middle School	Year 2	Closed	100.0%	67	100.0%	67
Indian Trace Elementary School	Year 5*	Closed	100.0%	199	100.0%	199
King, Martin Luther (Dr. Martin Luther King, Jr. Montessori Academy)	Year 1	Closed	98.6%	407	100.0%	407
Lake Forest Elementary School	Year 4*	Closed	100.0%	610	99.7%	608
Lakeside Elementary School	Year 4*	Closed	100.0%	361	100.0%	361
Lanier-James Education Center	Year 2	No Program	0.0%	-	0.0%	-
Larkdale Elementary School	Year 4*	No Program	0.0%	-	0.0%	-
Lauderdale Lakes Middle School	Year 2	Closed	100.0%	633	100.0%	633
Lauderdale Manors Early Learning and Resource Center	Year 1	No Program	0.0%	-	0.0%	-
Lauderhill 6-12 School	Year 4*	Closed	83.0%	463	95.7%	443
Lauderhill-Paul Turner Elementary School	Year 4*	Closed	100.0%	202	100.0%	202
Liberty Elementary School	Year 4*	Closed	100.0%	383	99.5%	381
Lloyd Estates Elementary School	Year 3	Closed	100.0%	390	100.0%	390
Lyons Creek Middle School	Year 5*	Closed	99.9%	135	100.0%	135
Manatee Bay Elementary School	Year 2	Closed	100.0%	260	100.0%	260

Location	Program Year	Status	Orders Processed	Quantity Ordered	Orders Delivered	Quantity Delivered
Maplewood Elementary School	Year 4*	Closed	99.8%	237	100.0%	237
Margate Elementary School	Year 2	Closed	99.9%	485	100.0%	485
Margate Middle School	Year 3	Closed	99.9%	328	100.0%	328
Markham, C. Robert Elementary School	Year 1	Closing Out	99.9%	238	11.3%	27
McArthur High School	Year 2	Closed	100.0%	382	100.0%	382
McNab Elementary School	Year 1	Closed	99.8%	484	100.0%	484
McNicol Middle School	Year 4*	Closed	100.0%	3	100.0%	3
Meadowbrook Elementary School	Year 3	Closed	97.7%	307	100.0%	307
Millennium 6-12 Collegiate Academy	Year 4*	Closed	99.8%	113	100.0%	113
Miramar Elementary School	Year 4*	Closed	100.0%	224	100.0%	224
Miramar High School	Year 4*	Closed	98.1%	656	100.0%	656
Mirror Lake Elementary School	Year 3	Closed	100.0%	672	100.0%	672
Monarch High School	Year 1	Closed	100.0%	170	100.0%	170
Morrow Elementary School	Year 2	No Program	0.0%	-	0.0%	-
North Andrews Gardens Elementary School	Year 3	Closed	99.7%	126	100.0%	126
New Renaissance Middle School	Year 4*	Closed	100.0%	158	100.0%	158
New River Middle School	Year 2	Closed	100.0%	76	100.0%	76
Nob Hill Elementary School	Year 3	Closed	100.0%	197	99.5%	196
Norcrest Elementary School	Year 1	Closed	100.0%	788	100.0%	788
North Fork Elementary School	Year 1	Closed	86.8%	257	100.0%	257
North Lauderdale Elementary School	Year 2	Closed	100.0%	113	100.0%	113
North Side Elementary School	Year 1	Closed	99.3%	946	99.9%	945
Northeast High School	Year 3	Closed	99.9%	274	99.6%	273
Nova Blanche Forman Elementary School	Year 2	Closed	100.0%	355	100.0%	355
Nova Dwight D Eisenhower Elementary School	Year 2	No Program	0.0%	-	0.0%	-
Nova Middle School	Year 3	Closed	100.0%	68	100.0%	68
Nova High School	Year 2	Closed	98.7%	508	98.8%	502
Oakland Park Elementary School	Year 3	Closed	78.7%	1,655	100.0%	1,655
Oakridge Elementary School	Year 3	Closed	100.0%	184	100.0%	184
Orange Brook Elementary School	Year 2	Closed	100.0%	635	94.0%	597
Oriole Elementary School	Year 4*	No Program	0.0%	-	0.0%	-
Palm Cove Elementary School	Year 4*	Closed	99.5%	308	100.0%	308
Palmview Elementary School	Year 1	No Program	0.0%	-	0.0%	-
Panther Run Elementary School	Year 5*	Closed	100.0%	272	100.0%	272
Park Lakes Elementary School	Year 4*	Closed	99.8%	208	100.0%	208
Park Ridge Elementary School	Year 1	Closed	99.6%	304	100.0%	304
Park Springs Elementary School	Year 5*	Closed	82.7%	409	99.8%	408
Park Trails Elementary School	Year 5*	Closed	76.1%	327	80.4%	263
Parkside Elementary School	Year 5*	Closed	100.0%	137	100.0%	137
Parkway Middle School	Year 3	Closed	100.0%	50	100.0%	50
Pasadena Lakes Elementary School	Year 4*	No Program	0.0%	-	0.0%	-
Pembroke Lakes Elementary School	Year 4*	Closed	99.9%	250	100.0%	250
Pembroke Pines Elementary School	Year 2	Closed	100.0%	260	100.0%	260
Perry, Annabel C. Elementary School	Year 4*	Closed	100.0%	80	100.0%	80
Henry D. Perry Education Center	Year 5*	Closed	50.0%	26	100.0%	26
Peters Elementary School	Year 3	Closed	100.0%	388	100.0%	388
Pine Ridge Education Center	Year 2	No Program	0.0%	-	0.0%	-
Pines Lakes Elementary School	Year 4*	Closed	99.9%	245	100.0%	245
Pines Middle School	Year 3	Closed	100.0%	124	100.0%	124
Pinewood Elementary School	Year 2	Closed	100.0%	197	100.0%	197
Pioneer Middle School	Year 1	Closed	99.9%	59	100.0%	59

Location	Program Year	Status	Orders Processed	Quantity Ordered	Orders Delivered	Quantity Delivered
Piper High School	Year 3	Closed	100.0%	245	100.0%	245
Plantation Elementary School	Year 3	Closed	100.0%	415	99.8%	414
Plantation Middle School	Year 3	Closed	99.1%	129	100.0%	129
Plantation Park Elementary School	Year 3	Closed	99.6%	645	100.0%	645
Plantation High School	Year 3	Closed	100.0%	361	100.0%	361
Pompano Beach Elementary School	Year 1	Closed	99.3%	378	97.1%	367
Pompano Beach Middle School	Year 5*	No Program	0.0%	-	0.0%	-
Pompano Beach High School	Year 1	Closed	100.0%	784	100.0%	784
Quiet Waters Elementary School	Year 2	Closed	85.7%	606	99.5%	603
Ramblewood Elementary School	Year 4*	Closed	100.0%	348	100.0%	348
Ramblewood Middle School	Year 3	Closed	100.0%	34	100.0%	34
Riverglades Elementary School	Year 5*	Closed	100.0%	437	99.8%	436
Riverland Elementary School	Year 1	Closed	99.8%	1,216	100.0%	1,216
Riverside Elementary School	Year 4*	Closed	100.0%	217	100.0%	217
Rock Island Elementary School	Year 1	No Program	0.0%	-	0.0%	-
Royal Palm Elementary School	Year 4*	Closed	94.9%	258	100.0%	258
Sanders Park Elementary School	Year 1	Closed	100.0%	37	100.0%	37
Sandpiper Elementary School	Year 3	Closed	98.9%	265	100.0%	265
Sawgrass Elementary School	Year 3	Closed	100.0%	282	100.0%	282
Sawgrass Springs Middle School	Year 2	Closed	100.0%	135	100.0%	135
Sea Castle Elementary School	Year 4*	Closed	99.4%	131	100.0%	131
Seagull Alternative High School	Year 2	No Program	0.0%	-	0.0%	-
Seminole Middle School	Year 1	Closed	100.0%	57	100.0%	57
Sheridan Hills Elementary School	Year 2	Closed	100.0%	369	100.0%	369
Sheridan Park Elementary School	Year 2	Closed	100.0%	424	99.5%	422
Silver Lakes Elementary School	Year 5*	Closed	98.8%	635	99.8%	634
Silver Lakes Middle School	Year 5*	Closed	99.9%	122	100.0%	122
Silver Palms Elementary School	Year 4*	Closed	100.0%	208	98.6%	205
Silver Ridge Elementary School	Year 3	Closed	100.0%	367	100.0%	367
Silver Shores Elementary School	Year 5*	Closed	99.9%	155	100.0%	155
Silver Trail Middle School	Year 3	Closed	100.0%	83	100.0%	83
South Plantation High School	Year 3	Closed	100.0%	202	100.0%	202
Stirling Elementary School	Year 2	Closed	100.0%	505	100.0%	505
Stoneman Douglas High School	Year 5*	Closed	100.0%	239	100.0%	239
Stranahan High School	Year 3	Closed	93.7%	271	100.0%	271
Sunland Park Academy	Year 1	Closed	100.0%	536	100.0%	536
Sunrise Middle School	Year 1	Closed	100.0%	56	100.0%	56
Sunset Lakes Elementary School	Year 5*	Closed	100.0%	228	100.0%	228
Sunshine Elementary School	Year 4*	Closed	100.0%	440	99.5%	438
Tamarac Elementary School	Year 4*	Closed	100.0%	362	100.0%	362
Taravella, J.P. High School	Year 4*	Closed	100.0%	125	100.0%	125
Tedder Elementary School	Year 1	Closed	100.0%	407	100.0%	407
Tequesta Trace Middle School	Year 2	Closed	100.0%	161	100.0%	161
The Quest Center	Year 2	Closed	96.7%	541	99.4%	538
Thurgood Marshall Elementary School	Year 1	No Program	0.0%	-	0.0%	-
Tradewinds Elementary School	Year 5*	Closed	97.5%	447	100.0%	447
Tropical Elementary School	Year 3	Closed	100.0%	175	100.0%	175
Village Elementary School	Year 3	Closed	90.6%	260	71.9%	187
Walker Elementary School	Year 1	Closed	100.0%	86	67.4%	58
Watkins Elementary School	Year 4*	No Program	0.0%	-	0.0%	-
Welleby Elementary School	Year 3	Closed	99.5%	259	100.0%	259

Location	Program Year	Status	Orders Processed	Quantity Ordered	Orders Delivered	Quantity Delivered
West Broward High School	Year 5*	Closed	100.0%	238	100.0%	238
West Hollywood Elementary School	Year 2	Closed	100.0%	173	100.0%	173
Westchester Elementary School	Year 5*	Closed	99.9%	105	100.0%	105
Western High School	Year 3	Closed	99.6%	152	100.0%	152
Westglades Middle School	Year 2	Closed	100.0%	56	100.0%	56
Westpine Middle School	Year 2	Closed	100.0%	87	100.0%	87
Westwood Heights Elementary School	Year 1	Closed	100.0%	313	96.8%	303
Whiddon-Rogers Education Center	Year 2	Closed	100.0%	17	100.0%	17
Whispering Pines Education Center	Year 3	No Program	0.0%	-	0.0%	-
Wilton Manors Elementary School	Year 1	Closed	94.2%	432	100.0%	432
Wingate Oaks Center	Year 2	No Program	0.0%	-	0.0%	-
Winston Park Elementary School	Year 4*	Closed	99.9%	158	100.0%	158
Young, Virginia Shuman Elementary School	Year 1	Closed	100.0%	64	89.1%	57
Young, Walter C. Middle School	Year 1	Closed	100.0%	125	100.0%	125

*SBBC Board Item FF-1 on 1/18/2017 accelerated SMART music program Years 4 & 5 to Year 3

**SBBC Board Item FF-1 on 1/18/2017 allocated the \$300K SMART music reserve

LEGEND FOR STATUS REPORT	
STATUS CODES	EXPLANTATION
Not Started	Project has not started
No Program	School currently does not have music program
In Process	Process of getting quotes from vendors or requisition in queue
On Hold	School is on hold due to special request or circumstance
Ordering	In process of ordering - some funds but not all have been spent
Closing Out	School has substantially completed the order phase. Delivery monitored.
Closed	Project complete. No more orders will be initiated

Section 3: Music Equipment by Category

Anderson, Boyd H. High School	Qty	Amount
Brass Instruments	94	\$138,896.39
Furniture/Equipment (Risers, Stands, etc.)	21	\$26,679.00
Music Accessories (cases, adapters, attachments, etc.)	3	\$9,231.00
Percussion Instruments	27	\$16,910.16
String Instruments	33	\$15,952.00
Woodwind Instruments	106	\$92,301.35
School Totals:	284	\$299,969.90

Apollo Middle School	Qty	Amount
Brass Instruments	28	\$28,743.90
Furniture/Equipment (Risers, Stands, etc.)	6	\$503.88
Music Accessories (cases, adapters, attachments, etc.)	3	\$179.30
Percussion Instruments	69	\$30,894.78
Piano/Keyboard Instruments	3	\$2,194.98
Sound Amplification (Microphones, Amplifiers, etc)	7	\$2,999.93
String Instruments	2	\$2,895.00
Woodwind Instruments	28	\$31,581.01
School Totals:	146	\$99,992.78

Atlantic West Elementary School	Qty	Amount
Furniture/Equipment (Risers, Stands, etc.)	26	\$6,259.37
Music Accessories (cases, adapters, attachments, etc.)	1	\$277.50
Percussion Instruments	119	\$6,244.01
Piano/Keyboard Instruments	3	\$32,216.00
Sound Amplification (Microphones, Amplifiers, etc)	1	\$212.27
String Instruments	28	\$2,214.15
Woodwind Instruments	502	\$2,561.56
School Totals:	680	\$49,984.86

Attucks Middle School	Qty	Amount
Brass Instruments	49	\$57,892.41
Furniture/Equipment (Risers, Stands, etc.)	1	\$106.40
Percussion Instruments	4	\$4,185.80
Woodwind Instruments	55	\$37,785.27
School Totals:	109	\$99,969.88

Bair Middle School	Qty	Amount
Brass Instruments	32	\$54,701.34
Furniture/Equipment (Risers, Stands, etc.)	1	\$115.50
Music Accessories (cases, adapters, attachments, etc.)	17	\$798.46
Percussion Instruments	13	\$6,617.31
Woodwind Instruments	24	\$37,764.41
School Totals:	87	\$99,997.02

Banyan Elementary School	Qty	Amount
Brass Instruments	4	\$845.25
Furniture/Equipment (Risers, Stands, etc.)	26	\$9,643.83

Banyan Elementary School	Qty	Amount
Music Accessories (cases, adapters, attachments, etc.)	30	\$721.95
Percussion Instruments	495	\$16,700.92
Piano/Keyboard Instruments	16	\$3,740.40
Sound Amplification (Microphones, Amplifiers, etc)	1	\$6,278.01
String Instruments	11	\$8,839.25
Woodwind Instruments	186	\$3,228.14
School Totals:	769	\$49,997.75

Bayview Elementary School	Qty	Amount
Furniture/Equipment (Risers, Stands, etc.)	46	\$7,152.54
Music Accessories (cases, adapters, attachments, etc.)	66	\$9,752.77
Percussion Instruments	223	\$19,077.92
Sound Amplification (Microphones, Amplifiers, etc)	5	\$2,065.99
String Instruments	4	\$5,035.53
Woodwind Instruments	461	\$5,228.92
School Totals:	805	\$48,313.67

Beachside Montessori Village	Qty	Amount
Brass Instruments	33	\$38,271.37
Furniture/Equipment (Risers, Stands, etc.)	16	\$8,088.71
Music Accessories (cases, adapters, attachments, etc.)	28	\$4,876.48
Percussion Instruments	57	\$5,727.92
Sound Amplification (Microphones, Amplifiers, etc)	34	\$13,824.87
String Instruments	1	\$123.00
Woodwind Instruments	45	\$28,769.65
School Totals:	214	\$99,682.00

Bennett Elementary School	Qty	Amount
Furniture/Equipment (Risers, Stands, etc.)	3	\$4,573.35
Music Accessories (cases, adapters, attachments, etc.)	2	\$88.18
Percussion Instruments	141	\$12,821.08
Sound Amplification (Microphones, Amplifiers, etc)	2	\$975.00
String Instruments	112	\$14,426.74
Woodwind Instruments	100	\$479.00
School Totals:	360	\$33,363.35

Bethune, Mary M. Elementary School	Qty	Amount
Brass Instruments	54	\$24,505.80
Furniture/Equipment (Risers, Stands, etc.)	1	\$106.40
Percussion Instruments	1	\$403.20
String Instruments	58	\$2,126.12
Woodwind Instruments	35	\$22,857.14
School Totals:	149	\$49,998.66

Boulevard Heights Elementary School	Qty	Amount
Brass Instruments	23	\$4,169.76
Furniture/Equipment (Risers, Stands, etc.)	31	\$2,299.33

Section 3: Music Equipment by Category

Boulevard Heights Elementary School	Qty	Amount
Music Accessories (cases, adapters, attachments, etc.)	26	\$696.91
Percussion Instruments	264	\$26,199.16
Sound Amplification (Microphones, Amplifiers, etc)	12	\$14,086.02
String Instruments	1	\$1,850.00
Woodwind Instruments	140	\$698.60
School Totals:	497	\$49,999.78

Broadview Elementary School	Qty	Amount
Brass Instruments	4	\$2,322.00
Furniture/Equipment (Risers, Stands, etc.)	57	\$18,371.50
Music Accessories (cases, adapters, attachments, etc.)	2	\$28.28
Percussion Instruments	127	\$16,547.58
Piano/Keyboard Instruments	1	\$599.99
Sound Amplification (Microphones, Amplifiers, etc)	2	\$975.00
String Instruments	4	\$3,925.81
Woodwind Instruments	137	\$905.63
School Totals:	334	\$43,675.79

Broward Estates Elementary School	Qty	Amount
Brass Instruments	2	\$7,071.90
Furniture/Equipment (Risers, Stands, etc.)	63	\$6,300.05
Music Accessories (cases, adapters, attachments, etc.)	60	\$2,525.80
Percussion Instruments	109	\$14,876.56
Sound Amplification (Microphones, Amplifiers, etc)	25	\$18,500.00
School Totals:	259	\$49,274.31

Castle Hill Elementary School	Qty	Amount
Brass Instruments	16	\$3,685.48
Furniture/Equipment (Risers, Stands, etc.)	30	\$3,457.80
Music Accessories (cases, adapters, attachments, etc.)	10	\$252.76
Percussion Instruments	304	\$27,167.06
Sound Amplification (Microphones, Amplifiers, etc)	6	\$1,448.55
String Instruments	34	\$11,880.58
Woodwind Instruments	35	\$1,622.15
School Totals:	435	\$49,514.38

Central Park Elementary School	Qty	Amount
Brass Instruments	3	\$1,741.50
Furniture/Equipment (Risers, Stands, etc.)	13	\$3,682.08
Music Accessories (cases, adapters, attachments, etc.)	4	\$54.88
Percussion Instruments	84	\$9,841.12
Piano/Keyboard Instruments	2	\$25,344.45
Woodwind Instruments	218	\$3,018.43
School Totals:	324	\$43,682.46

Challenger Elementary School	Qty	Amount
Brass Instruments	11	\$3,868.08

Challenger Elementary School	Qty	Amount
Furniture/Equipment (Risers, Stands, etc.)	49	\$4,561.31
Percussion Instruments	253	\$11,365.47
Piano/Keyboard Instruments	1	\$599.99
Sound Amplification (Microphones, Amplifiers, etc)	2	\$12,556.02
String Instruments	71	\$13,205.72
Woodwind Instruments	504	\$3,842.96
School Totals:	891	\$49,999.55

Chapel Trail Elementary School	Qty	Amount
Brass Instruments	7	\$885.47
Furniture/Equipment (Risers, Stands, etc.)	9	\$1,074.67
Percussion Instruments	220	\$11,482.63
Piano/Keyboard Instruments	5	\$26,413.78
Sound Amplification (Microphones, Amplifiers, etc)	4	\$1,950.00
String Instruments	30	\$5,192.54
Woodwind Instruments	11	\$1,416.86
School Totals:	286	\$48,415.95

Coconut Creek Elementary School	Qty	Amount
Brass Instruments	4	\$2,691.00
Furniture/Equipment (Risers, Stands, etc.)	44	\$2,324.14
Percussion Instruments	501	\$19,474.15
Sound Amplification (Microphones, Amplifiers, etc)	22	\$8,420.49
String Instruments	48	\$15,537.61
Woodwind Instruments	44	\$1,499.59
School Totals:	663	\$49,946.98

Coconut Creek High School	Qty	Amount
Brass Instruments	59	\$134,492.90
Furniture/Equipment (Risers, Stands, etc.)	84	\$5,558.30
Music Accessories (cases, adapters, attachments, etc.)	49	\$2,591.78
Percussion Instruments	48	\$35,022.50
Sound Amplification (Microphones, Amplifiers, etc)	8	\$2,099.92
String Instruments	15	\$8,904.98
Woodwind Instruments	60	\$111,324.44
School Totals:	323	\$299,994.82

Coconut Palm Elementary School	Qty	Amount
Brass Instruments	18	\$2,003.68
Furniture/Equipment (Risers, Stands, etc.)	67	\$11,456.38
Music Accessories (cases, adapters, attachments, etc.)	54	\$5,933.96
Percussion Instruments	85	\$4,693.78
Piano/Keyboard Instruments	2	\$809.39
Sound Amplification (Microphones, Amplifiers, etc)	34	\$14,580.84
String Instruments	56	\$9,853.76
Woodwind Instruments	56	\$583.44
School Totals:	372	\$49,915.23

Section 3: Music Equipment by Category

Colbert Elementary School	Qty	Amount
Brass Instruments	4	\$2,691.00
Furniture/Equipment (Risers, Stands, etc.)	51	\$9,654.54
Music Accessories (cases, adapters, attachments, etc.)	2	\$28.28
Percussion Instruments	109	\$10,763.94
Sound Amplification (Microphones, Amplifiers, etc)	2	\$699.98
String Instruments	69	\$25,042.64
Woodwind Instruments	12	\$1,118.92
School Totals:	249	\$49,999.30

Cooper City Elementary School	Qty	Amount
Brass Instruments	4	\$2,691.00
Furniture/Equipment (Risers, Stands, etc.)	73	\$8,004.59
Music Accessories (cases, adapters, attachments, etc.)	1	\$28.50
Percussion Instruments	160	\$11,352.50
Piano/Keyboard Instruments	1	\$599.99
Sound Amplification (Microphones, Amplifiers, etc)	3	\$13,056.01
String Instruments	43	\$8,009.60
Woodwind Instruments	34	\$1,952.70
School Totals:	319	\$45,694.89

Cooper City High School	Qty	Amount
Brass Instruments	58	\$155,932.22
Music Accessories (cases, adapters, attachments, etc.)	3	\$215.95
Percussion Instruments	49	\$34,415.69
Woodwind Instruments	56	\$109,431.69
School Totals:	166	\$299,995.55

Coral Cove Elementary School	Qty	Amount
Brass Instruments	14	\$3,111.50
Furniture/Equipment (Risers, Stands, etc.)	26	\$4,917.00
Percussion Instruments	201	\$6,127.95
Piano/Keyboard Instruments	10	\$5,999.90
Sound Amplification (Microphones, Amplifiers, etc)	3	\$7,277.99
String Instruments	89	\$18,539.99
Woodwind Instruments	8	\$327.92
School Totals:	351	\$46,302.25

Coral Glades High School	Qty	Amount
Brass Instruments	17	\$63,563.57
Furniture/Equipment (Risers, Stands, etc.)	276	\$67,729.92
Music Accessories (cases, adapters, attachments, etc.)	25	\$6,564.60
Percussion Instruments	10	\$7,858.24
Piano/Keyboard Instruments	2	\$81,583.06
Sound Amplification (Microphones, Amplifiers, etc)	1	\$899.99
String Instruments	4	\$11,440.80
Woodwind Instruments	25	\$60,359.07
School Totals:	360	\$299,999.25

Coral Park Elementary School	Qty	Amount
Brass Instruments	30	\$7,332.00
Furniture/Equipment (Risers, Stands, etc.)	60	\$12,861.45
Music Accessories (cases, adapters, attachments, etc.)	1	\$28.50
Percussion Instruments	160	\$16,521.87
Piano/Keyboard Instruments	1	\$549.45
Sound Amplification (Microphones, Amplifiers, etc)	2	\$6,778.00
String Instruments	6	\$5,392.99
Woodwind Instruments	1	\$535.50
School Totals:	261	\$49,999.76

Coral Springs Pre-K - 8	Qty	Amount
Brass Instruments	35	\$6,247.50
Furniture/Equipment (Risers, Stands, etc.)	79	\$6,200.54
Music Accessories (cases, adapters, attachments, etc.)	35	\$1,543.15
Percussion Instruments	357	\$11,257.03
Piano/Keyboard Instruments	35	\$7,329.00
String Instruments	53	\$14,817.44
Woodwind Instruments	105	\$2,592.45
School Totals:	699	\$49,987.11

Coral Springs High School	Qty	Amount
Brass Instruments	22	\$52,499.50
Furniture/Equipment (Risers, Stands, etc.)	15	\$12,339.06
Percussion Instruments	5	\$2,513.10
Piano/Keyboard Instruments	11	\$8,009.89
Woodwind Instruments	35	\$89,531.85
School Totals:	88	\$164,893.40

Coral Springs Middle School	Qty	Amount
Brass Instruments	13	\$50,864.40
Music Accessories (cases, adapters, attachments, etc.)	1	\$858.85
Percussion Instruments	7	\$7,559.55
Woodwind Instruments	12	\$40,716.73
School Totals:	33	\$99,999.53

Country Hills Elementary School	Qty	Amount
Brass Instruments	2	\$1,161.00
Furniture/Equipment (Risers, Stands, etc.)	152	\$27,796.00
Percussion Instruments	13	\$4,025.22
String Instruments	36	\$12,040.80
Woodwind Instruments	5	\$386.45
School Totals:	208	\$45,409.47

Country Isles Elementary School	Qty	Amount
Brass Instruments	5	\$2,227.02
Furniture/Equipment (Risers, Stands, etc.)	33	\$7,841.62
Music Accessories (cases, adapters, attachments, etc.)	3	\$101.48
Percussion Instruments	178	\$12,093.81
Piano/Keyboard Instruments	19	\$4,368.60

Section 3: Music Equipment by Category

Country Isles Elementary School	Qty	Amount
Sound Amplification (Microphones, Amplifiers, etc)	3	\$7,127.99
String Instruments	48	\$13,720.03
Woodwind Instruments	97	\$2,518.57
School Totals:	386	\$49,999.12

Cresthaven Elementary School	Qty	Amount
Brass Instruments	4	\$2,691.00
Furniture/Equipment (Risers, Stands, etc.)	31	\$6,546.39
Percussion Instruments	313	\$16,327.22
Piano/Keyboard Instruments	1	\$599.99
Sound Amplification (Microphones, Amplifiers, etc)	1	\$6,278.01
String Instruments	19	\$11,013.60
Woodwind Instruments	167	\$6,542.03
School Totals:	536	\$49,998.24

Croissant Park Elementary School	Qty	Amount
Furniture/Equipment (Risers, Stands, etc.)	42	\$10,291.67
Music Accessories (cases, adapters, attachments, etc.)	41	\$1,592.44
Percussion Instruments	58	\$11,316.41
Piano/Keyboard Instruments	2	\$7,421.00
Sound Amplification (Microphones, Amplifiers, etc)	12	\$7,790.79
String Instruments	46	\$9,721.25
Woodwind Instruments	129	\$1,863.23
School Totals:	330	\$49,996.79

Cross Creek School	Qty	Amount
Music Accessories (cases, adapters, attachments, etc.)	25	\$546.53
Percussion Instruments	96	\$9,802.02
Piano/Keyboard Instruments	52	\$19,623.00
Sound Amplification (Microphones, Amplifiers, etc)	11	\$9,237.01
String Instruments	33	\$9,264.80
Woodwind Instruments	111	\$1,526.36
School Totals:	328	\$49,999.72

Cypress Bay High School	Qty	Amount
Brass Instruments	16	\$66,921.64
Furniture/Equipment (Risers, Stands, etc.)	217	\$32,311.85
Music Accessories (cases, adapters, attachments, etc.)	106	\$9,416.58
Percussion Instruments	16	\$26,835.36
Piano/Keyboard Instruments	38	\$117,865.00
String Instruments	106	\$9,880.80
Woodwind Instruments	11	\$36,758.84
School Totals:	510	\$299,990.07

Cypress Elementary School	Qty	Amount
Brass Instruments	4	\$1,831.02
Furniture/Equipment (Risers, Stands, etc.)	12	\$2,676.10
Music Accessories (cases, adapters, attachments, etc.)	3	\$116.62

Cypress Elementary School	Qty	Amount
Percussion Instruments	200	\$15,578.06
Piano/Keyboard Instruments	4	\$14,742.10
Sound Amplification (Microphones, Amplifiers, etc)	1	\$375.00
String Instruments	28	\$11,664.69
Woodwind Instruments	138	\$2,723.01
School Totals:	390	\$49,706.60

Dandy, William Middle School	Qty	Amount
Brass Instruments	25	\$41,010.28
Furniture/Equipment (Risers, Stands, etc.)	11	\$1,273.15
Music Accessories (cases, adapters, attachments, etc.)	12	\$494.84
Percussion Instruments	26	\$16,107.23
Piano/Keyboard Instruments	2	\$1,199.98
Sound Amplification (Microphones, Amplifiers, etc)	6	\$2,359.94
String Instruments	1	\$349.99
Woodwind Instruments	47	\$37,200.93
School Totals:	130	\$99,996.34

Dania Elementary School	Qty	Amount
Brass Instruments	2	\$258.49
Furniture/Equipment (Risers, Stands, etc.)	56	\$12,030.26
Music Accessories (cases, adapters, attachments, etc.)	3	\$238.65
Percussion Instruments	250	\$15,475.12
Piano/Keyboard Instruments	8	\$1,675.20
Sound Amplification (Microphones, Amplifiers, etc)	1	\$375.00
String Instruments	108	\$19,620.53
Woodwind Instruments	3	\$326.72
School Totals:	431	\$49,999.97

Dave Thomas Education Center-West	Qty	Amount
Sound Amplification (Microphones, Amplifiers, etc)	26	\$50,000.00
School Totals:	26	\$50,000.00

Davie Elementary School	Qty	Amount
Furniture/Equipment (Risers, Stands, etc.)	77	\$4,697.31
Music Accessories (cases, adapters, attachments, etc.)	5	\$70.70
Percussion Instruments	306	\$19,231.10
Piano/Keyboard Instruments	1	\$24,795.00
Woodwind Instruments	249	\$1,192.71
School Totals:	638	\$49,986.82

Deerfield Beach Elementary School	Qty	Amount
Furniture/Equipment (Risers, Stands, etc.)	61	\$3,253.29
Percussion Instruments	101	\$14,459.51
Piano/Keyboard Instruments	1	\$24,795.00
Sound Amplification (Microphones, Amplifiers, etc)	7	\$6,325.11
Woodwind Instruments	68	\$1,167.08
School Totals:	238	\$49,999.99

Section 3: Music Equipment by Category

Deerfield Beach Middle School	Qty	Amount
Brass Instruments	8	\$2,984.00
Music Accessories (cases, adapters, attachments, etc.)	7	\$306.50
Percussion Instruments	12	\$2,335.00
Piano/Keyboard Instruments	1	\$1,440.00
Woodwind Instruments	25	\$5,404.50
School Totals:	53	\$12,470.00

Deerfield Park Elementary School	Qty	Amount
Brass Instruments	12	\$3,568.00
Furniture/Equipment (Risers, Stands, etc.)	29	\$9,426.10
Music Accessories (cases, adapters, attachments, etc.)	17	\$1,164.03
Percussion Instruments	120	\$14,962.33
Piano/Keyboard Instruments	8	\$4,395.60
Sound Amplification (Microphones, Amplifiers, etc)	2	\$949.99
String Instruments	35	\$10,496.20
Woodwind Instruments	103	\$1,671.50
School Totals:	326	\$46,633.75

Dillard 6-12 School	Qty	Amount
Brass Instruments	59	\$159,890.66
Music Accessories (cases, adapters, attachments, etc.)	53	\$4,539.06
Percussion Instruments	24	\$15,678.40
Piano/Keyboard Instruments	2	\$3,731.19
Sound Amplification (Microphones, Amplifiers, etc)	5	\$5,167.97
Woodwind Instruments	42	\$110,992.03
School Totals:	185	\$299,999.31

Dillard Elementary School	Qty	Amount
Furniture/Equipment (Risers, Stands, etc.)	76	\$6,709.12
Music Accessories (cases, adapters, attachments, etc.)	1	\$79.55
Percussion Instruments	90	\$16,029.97
Piano/Keyboard Instruments	1	\$6,821.60
Sound Amplification (Microphones, Amplifiers, etc)	4	\$7,703.01
String Instruments	4	\$1,115.66
School Totals:	176	\$38,458.91

Discovery Elementary School	Qty	Amount
Brass Instruments	4	\$842.52
Furniture/Equipment (Risers, Stands, etc.)	77	\$10,830.28
Music Accessories (cases, adapters, attachments, etc.)	15	\$3,732.00
Percussion Instruments	36	\$2,348.38
Sound Amplification (Microphones, Amplifiers, etc)	23	\$11,421.00
String Instruments	60	\$10,828.72
School Totals:	215	\$40,002.90

Dolphin Bay Elementary School	Qty	Amount
Brass Instruments	28	\$4,998.00

Dolphin Bay Elementary School	Qty	Amount
Furniture/Equipment (Risers, Stands, etc.)	16	\$3,334.30
Music Accessories (cases, adapters, attachments, etc.)	20	\$782.00
Percussion Instruments	180	\$6,341.30
Piano/Keyboard Instruments	4	\$837.60
Sound Amplification (Microphones, Amplifiers, etc)	7	\$8,727.99
String Instruments	95	\$16,327.53
Woodwind Instruments	305	\$2,369.45
School Totals:	655	\$43,718.17

Drew, Charles Elementary School	Qty	Amount
Furniture/Equipment (Risers, Stands, etc.)	92	\$5,872.59
Percussion Instruments	17	\$1,648.78
Piano/Keyboard Instruments	3	\$25,994.98
Sound Amplification (Microphones, Amplifiers, etc)	6	\$14,286.00
String Instruments	6	\$1,775.82
Woodwind Instruments	4	\$401.21
School Totals:	128	\$49,979.38

Driftwood Elementary School	Qty	Amount
Brass Instruments	11	\$4,929.00
Furniture/Equipment (Risers, Stands, etc.)	53	\$5,999.97
Percussion Instruments	146	\$17,089.05
Sound Amplification (Microphones, Amplifiers, etc)	3	\$7,127.99
String Instruments	42	\$12,781.72
Woodwind Instruments	35	\$1,757.68
School Totals:	290	\$49,685.41

Driftwood Middle School	Qty	Amount
Brass Instruments	35	\$52,127.27
Music Accessories (cases, adapters, attachments, etc.)	1	\$373.30
Percussion Instruments	3	\$6,156.20
Woodwind Instruments	36	\$41,343.09
School Totals:	75	\$99,999.86

Eagle Point Elementary School	Qty	Amount
Brass Instruments	4	\$1,831.02
Furniture/Equipment (Risers, Stands, etc.)	123	\$13,462.67
Music Accessories (cases, adapters, attachments, etc.)	3	\$116.68
Percussion Instruments	46	\$3,593.30
Piano/Keyboard Instruments	25	\$5,235.00
Sound Amplification (Microphones, Amplifiers, etc)	4	\$7,727.99
String Instruments	65	\$17,984.94
School Totals:	270	\$49,951.60

Eagle Ridge Elementary School	Qty	Amount
Brass Instruments	32	\$3,560.70
Furniture/Equipment (Risers, Stands, etc.)	5	\$3,184.40

Section 3: Music Equipment by Category

Eagle Ridge Elementary School	Qty	Amount
Music Accessories (cases, adapters, attachments, etc.)	1	\$28.50
Percussion Instruments	229	\$14,651.62
Piano/Keyboard Instruments	1	\$6,821.60
Sound Amplification (Microphones, Amplifiers, etc)	1	\$6,278.01
String Instruments	65	\$9,911.88
Woodwind Instruments	279	\$5,561.49
School Totals:	613	\$49,998.20

Ely, Blanche High School	Qty	Amount
Brass Instruments	57	\$137,508.98
Furniture/Equipment (Risers, Stands, etc.)	29	\$22,947.01
Music Accessories (cases, adapters, attachments, etc.)	1	\$5,302.85
Percussion Instruments	9	\$9,286.83
Sound Amplification (Microphones, Amplifiers, etc)	4	\$2,450.00
String Instruments	3	\$4,350.00
Woodwind Instruments	61	\$118,124.11
School Totals:	164	\$299,969.78

Embassy Creek Elementary School	Qty	Amount
Brass Instruments	7	\$4,617.00
Furniture/Equipment (Risers, Stands, etc.)	19	\$2,774.33
Percussion Instruments	216	\$26,274.22
Piano/Keyboard Instruments	2	\$758.85
Sound Amplification (Microphones, Amplifiers, etc)	2	\$750.00
String Instruments	8	\$12,675.00
School Totals:	254	\$47,849.40

Endeavour Primary Learning Center	Qty	Amount
Furniture/Equipment (Risers, Stands, etc.)	49	\$10,161.36
Music Accessories (cases, adapters, attachments, etc.)	7	\$301.30
Percussion Instruments	315	\$13,605.95
Sound Amplification (Microphones, Amplifiers, etc)	17	\$15,434.50
String Instruments	37	\$8,979.14
Woodwind Instruments	304	\$1,516.96
School Totals:	729	\$49,999.21

Everglades Elementary School	Qty	Amount
Brass Instruments	47	\$10,034.25
Furniture/Equipment (Risers, Stands, etc.)	44	\$11,442.25
Music Accessories (cases, adapters, attachments, etc.)	4	\$160.77
Percussion Instruments	181	\$11,192.61
Sound Amplification (Microphones, Amplifiers, etc)	1	\$6,278.01
String Instruments	27	\$10,395.00
Woodwind Instruments	35	\$454.81
School Totals:	339	\$49,957.70

Everglades High School	Qty	Amount
Brass Instruments	38	\$102,974.23
Furniture/Equipment (Risers, Stands, etc.)	95	\$48,858.07
Music Accessories (cases, adapters, attachments, etc.)	66	\$32,527.58
Percussion Instruments	42	\$32,857.05
Piano/Keyboard Instruments	8	\$6,296.04
Sound Amplification (Microphones, Amplifiers, etc)	43	\$26,258.99
String Instruments	6	\$7,264.18
Woodwind Instruments	30	\$42,963.66
School Totals:	328	\$299,999.80

Fairway Elementary School	Qty	Amount
Brass Instruments	11	\$2,606.10
Furniture/Equipment (Risers, Stands, etc.)	75	\$5,838.54
Music Accessories (cases, adapters, attachments, etc.)	8	\$119.06
Percussion Instruments	230	\$14,249.75
Piano/Keyboard Instruments	16	\$3,690.45
Sound Amplification (Microphones, Amplifiers, etc)	4	\$1,449.98
String Instruments	100	\$20,818.73
Woodwind Instruments	6	\$796.08
School Totals:	450	\$49,568.69

Falcon Cove Middle School	Qty	Amount
Brass Instruments	17	\$52,624.28
Furniture/Equipment (Risers, Stands, etc.)	2	\$212.40
Music Accessories (cases, adapters, attachments, etc.)	1	\$44.85
Percussion Instruments	10	\$10,139.20
Woodwind Instruments	8	\$36,977.52
School Totals:	38	\$99,998.25

Flamingo Elementary School	Qty	Amount
Brass Instruments	30	\$2,300.70
Furniture/Equipment (Risers, Stands, etc.)	15	\$1,126.44
Music Accessories (cases, adapters, attachments, etc.)	3	\$106.13
Percussion Instruments	96	\$11,836.40
Piano/Keyboard Instruments	2	\$1,098.90
Sound Amplification (Microphones, Amplifiers, etc)	4	\$7,703.01
String Instruments	108	\$24,375.49
Woodwind Instruments	125	\$1,452.25
School Totals:	383	\$49,999.32

Flanagan, Charles W. High School	Qty	Amount
Brass Instruments	57	\$164,181.58
Furniture/Equipment (Risers, Stands, etc.)	6	\$749.90
Music Accessories (cases, adapters, attachments, etc.)	52	\$5,281.00
Percussion Instruments	23	\$30,655.49
Piano/Keyboard Instruments	4	\$5,546.73

Section 3: Music Equipment by Category

Flanagan, Charles W. High School	Qty	Amount
Sound Amplification (Microphones, Amplifiers, etc)	3	\$1,587.75
String Instruments	30	\$4,899.00
Woodwind Instruments	35	\$86,432.40
School Totals:	210	\$299,333.85

Floranada Elementary School	Qty	Amount
Furniture/Equipment (Risers, Stands, etc.)	111	\$11,647.27
Music Accessories (cases, adapters, attachments, etc.)	1	\$79.55
Percussion Instruments	80	\$11,832.38
Sound Amplification (Microphones, Amplifiers, etc)	3	\$1,224.98
String Instruments	63	\$19,529.83
Woodwind Instruments	4	\$1,274.24
School Totals:	262	\$45,588.25

Forest Hills Elementary School	Qty	Amount
Furniture/Equipment (Risers, Stands, etc.)	17	\$1,999.85
Music Accessories (cases, adapters, attachments, etc.)	1	\$14.14
Percussion Instruments	172	\$9,567.30
Piano/Keyboard Instruments	2	\$25,344.45
Sound Amplification (Microphones, Amplifiers, etc)	4	\$7,603.00
String Instruments	36	\$4,507.79
Woodwind Instruments	139	\$959.91
School Totals:	371	\$49,996.44

Fort Lauderdale High School	Qty	Amount
Brass Instruments	61	\$129,545.14
Furniture/Equipment (Risers, Stands, etc.)	6	\$3,504.57
Music Accessories (cases, adapters, attachments, etc.)	12	\$3,348.92
Percussion Instruments	40	\$36,502.93
Piano/Keyboard Instruments	1	\$3,231.20
Sound Amplification (Microphones, Amplifiers, etc)	8	\$3,152.94
String Instruments	1	\$1,405.50
Woodwind Instruments	64	\$119,302.52
School Totals:	193	\$299,993.72

Fox Trail Elementary School	Qty	Amount
Brass Instruments	9	\$6,147.00
Furniture/Equipment (Risers, Stands, etc.)	31	\$3,517.00
Percussion Instruments	42	\$11,301.25
Piano/Keyboard Instruments	2	\$25,394.40
String Instruments	30	\$3,634.80
School Totals:	114	\$49,994.45

Gator Run Elementary School	Qty	Amount
Brass Instruments	2	\$825.79
Furniture/Equipment (Risers, Stands, etc.)	12	\$4,560.49
Music Accessories (cases, adapters, attachments, etc.)	2	\$88.18

Gator Run Elementary School	Qty	Amount
Percussion Instruments	83	\$9,315.03
Piano/Keyboard Instruments	2	\$25,394.40
Sound Amplification (Microphones, Amplifiers, etc)	3	\$1,425.00
String Instruments	30	\$4,053.62
Woodwind Instruments	2	\$867.77
School Totals:	136	\$46,530.28

Glades Middle School	Qty	Amount
Brass Instruments	22	\$38,287.90
Furniture/Equipment (Risers, Stands, etc.)	6	\$735.60
Music Accessories (cases, adapters, attachments, etc.)	4	\$124.38
Percussion Instruments	15	\$21,727.99
Piano/Keyboard Instruments	1	\$599.99
Sound Amplification (Microphones, Amplifiers, etc)	2	\$749.98
Woodwind Instruments	29	\$37,768.99
School Totals:	79	\$99,994.83

Griffin Elementary School	Qty	Amount
Brass Instruments	8	\$5,382.00
Furniture/Equipment (Risers, Stands, etc.)	70	\$10,032.41
Music Accessories (cases, adapters, attachments, etc.)	3	\$85.32
Percussion Instruments	329	\$23,866.26
Sound Amplification (Microphones, Amplifiers, etc)	2	\$999.98
String Instruments	37	\$5,082.42
Woodwind Instruments	139	\$4,551.20
School Totals:	588	\$49,999.59

Gulfstream Academy of Hallandale Beach	Qty	Amount
Brass Instruments	30	\$41,615.45
Furniture/Equipment (Risers, Stands, etc.)	2	\$212.80
Music Accessories (cases, adapters, attachments, etc.)	2	\$1,144.32
Percussion Instruments	16	\$18,938.20
Sound Amplification (Microphones, Amplifiers, etc)	9	\$3,081.19
Woodwind Instruments	40	\$34,919.53
School Totals:	99	\$99,911.49

Hallandale High School	Qty	Amount
Brass Instruments	99	\$169,680.84
Furniture/Equipment (Risers, Stands, etc.)	34	\$1,664.64
Percussion Instruments	29	\$27,327.16
Woodwind Instruments	110	\$101,290.44
School Totals:	272	\$299,963.08

Harbordale Elementary School	Qty	Amount
Furniture/Equipment (Risers, Stands, etc.)	22	\$11,059.96
Music Accessories (cases, adapters, attachments, etc.)	20	\$1,833.45
Percussion Instruments	43	\$11,715.87

Section 3: Music Equipment by Category

Harbordale Elementary School	Qty	Amount
Piano/Keyboard Instruments	1	\$6,821.60
Sound Amplification (Microphones, Amplifiers, etc)	1	\$6,278.01
String Instruments	21	\$10,665.00
School Totals:	108	\$48,373.89

Hawkes Bluff Elementary School	Qty	Amount
Brass Instruments	6	\$2,818.27
Furniture/Equipment (Risers, Stands, etc.)	16	\$2,117.38
Music Accessories (cases, adapters, attachments, etc.)	3	\$70.69
Percussion Instruments	201	\$8,204.66
Piano/Keyboard Instruments	2	\$25,394.40
Sound Amplification (Microphones, Amplifiers, etc)	6	\$6,809.40
String Instruments	2	\$3,352.50
Woodwind Instruments	3	\$1,192.50
School Totals:	239	\$49,959.80

Henry D. Perry Education Center	Qty	Amount
Piano/Keyboard Instruments	25	\$40,145.50
Sound Amplification (Microphones, Amplifiers, etc)	1	\$9,854.50
School Totals:	26	\$50,000.00

Heron Heights Elementary School	Qty	Amount
Furniture/Equipment (Risers, Stands, etc.)	8	\$2,279.60
Music Accessories (cases, adapters, attachments, etc.)	33	\$4,524.00
Percussion Instruments	21	\$1,797.00
Sound Amplification (Microphones, Amplifiers, etc)	32	\$25,061.00
String Instruments	2	\$2,589.99
Woodwind Instruments	8	\$729.98
School Totals:	104	\$36,981.57

Hollywood Central Elementary School	Qty	Amount
Brass Instruments	2	\$465.01
Furniture/Equipment (Risers, Stands, etc.)	17	\$3,114.32
Percussion Instruments	88	\$12,508.50
Piano/Keyboard Instruments	3	\$8,021.58
Sound Amplification (Microphones, Amplifiers, etc)	2	\$6,778.00
String Instruments	57	\$17,907.90
Woodwind Instruments	6	\$1,204.16
School Totals:	175	\$49,999.47

Hollywood Hills Elementary School	Qty	Amount
Brass Instruments	1	\$222.25
Furniture/Equipment (Risers, Stands, etc.)	23	\$11,801.02
Music Accessories (cases, adapters, attachments, etc.)	2	\$57.39
Percussion Instruments	199	\$9,158.46
Piano/Keyboard Instruments	1	\$24,795.00
Sound Amplification (Microphones, Amplifiers, etc)	1	\$375.00

Hollywood Hills Elementary School	Qty	Amount
String Instruments	2	\$3,555.00
School Totals:	229	\$49,964.12

Hollywood Hills High School	Qty	Amount
Brass Instruments	67	\$171,976.83
Furniture/Equipment (Risers, Stands, etc.)	7	\$7,960.36
Music Accessories (cases, adapters, attachments, etc.)	9	\$1,988.50
Percussion Instruments	25	\$62,354.41
Sound Amplification (Microphones, Amplifiers, etc)	29	\$11,332.00
Woodwind Instruments	26	\$40,688.55
School Totals:	163	\$296,300.65

Hollywood Park Elementary School	Qty	Amount
Brass Instruments	7	\$3,572.52
Furniture/Equipment (Risers, Stands, etc.)	13	\$2,751.26
Music Accessories (cases, adapters, attachments, etc.)	3	\$41.58
Percussion Instruments	156	\$16,923.56
Piano/Keyboard Instruments	2	\$7,371.05
Sound Amplification (Microphones, Amplifiers, etc)	4	\$7,378.00
String Instruments	28	\$10,204.35
Woodwind Instruments	6	\$1,756.74
School Totals:	219	\$49,999.06

Horizon Elementary School	Qty	Amount
Brass Instruments	2	\$485.52
Furniture/Equipment (Risers, Stands, etc.)	105	\$13,181.37
Percussion Instruments	195	\$12,080.93
Piano/Keyboard Instruments	3	\$7,920.50
Sound Amplification (Microphones, Amplifiers, etc)	3	\$1,200.00
String Instruments	53	\$13,085.18
Woodwind Instruments	7	\$1,995.47
School Totals:	368	\$49,948.97

Hunt, James S. Elementary School	Qty	Amount
Brass Instruments	1	\$580.50
Furniture/Equipment (Risers, Stands, etc.)	27	\$2,123.06
Music Accessories (cases, adapters, attachments, etc.)	1	\$44.09
Percussion Instruments	97	\$6,714.15
Piano/Keyboard Instruments	3	\$32,216.00
Sound Amplification (Microphones, Amplifiers, etc)	1	\$6,278.01
Woodwind Instruments	305	\$1,682.37
School Totals:	435	\$49,638.18

Indian Ridge Middle School	Qty	Amount
Brass Instruments	28	\$33,054.95
Furniture/Equipment (Risers, Stands, etc.)	3	\$336.30
Percussion Instruments	7	\$23,686.90
Woodwind Instruments	29	\$42,918.68

Section 3: Music Equipment by Category

Indian Ridge Middle School	Qty	Amount
School Totals:	67	\$99,996.83

Indian Trace Elementary School	Qty	Amount
Brass Instruments	12	\$2,112.40
Furniture/Equipment (Risers, Stands, etc.)	29	\$10,208.20
Music Accessories (cases, adapters, attachments, etc.)	40	\$2,433.40
Percussion Instruments	50	\$14,730.66
Piano/Keyboard Instruments	1	\$599.40
Sound Amplification (Microphones, Amplifiers, etc)	2	\$6,778.00
String Instruments	62	\$11,942.10
Woodwind Instruments	3	\$1,192.50
School Totals:	199	\$49,996.66

King, Martin Luther (Dr. Martin Luther King, Jr)	Qty	Amount
Brass Instruments	2	\$485.52
Furniture/Equipment (Risers, Stands, etc.)	22	\$4,436.47
Music Accessories (cases, adapters, attachments, etc.)	12	\$608.72
Percussion Instruments	306	\$27,591.42
Sound Amplification (Microphones, Amplifiers, etc)	4	\$155.44
String Instruments	57	\$16,002.30
School Totals:	403	\$49,279.87

Lake Forest Elementary School	Qty	Amount
Brass Instruments	2	\$1,345.50
Furniture/Equipment (Risers, Stands, etc.)	61	\$4,867.85
Music Accessories (cases, adapters, attachments, etc.)	4	\$185.70
Percussion Instruments	65	\$15,217.41
Sound Amplification (Microphones, Amplifiers, etc)	2	\$12,556.02
String Instruments	19	\$7,987.35
Woodwind Instruments	457	\$7,837.51
School Totals:	610	\$49,997.34

Lakeside Elementary School	Qty	Amount
Brass Instruments	1	\$178.50
Furniture/Equipment (Risers, Stands, etc.)	54	\$15,987.69
Music Accessories (cases, adapters, attachments, etc.)	3	\$141.59
Percussion Instruments	114	\$12,619.27
Piano/Keyboard Instruments	11	\$2,693.40
Sound Amplification (Microphones, Amplifiers, etc)	7	\$8,343.69
String Instruments	35	\$7,972.86
Woodwind Instruments	136	\$2,055.40
School Totals:	361	\$49,992.40

Lauderdale Lakes Middle School	Qty	Amount
Brass Instruments	48	\$42,443.92
Furniture/Equipment (Risers, Stands, etc.)	12	\$892.00
Music Accessories (cases, adapters, attachments, etc.)	496	\$10,427.80

Lauderdale Lakes Middle School	Qty	Amount
Percussion Instruments	13	\$4,001.68
Sound Amplification (Microphones, Amplifiers, etc)	8	\$1,180.00
String Instruments	14	\$9,928.50
Woodwind Instruments	42	\$31,102.49
School Totals:	633	\$99,976.39

Lauderhill 6-12 School	Qty	Amount
Brass Instruments	62	\$89,176.04
Furniture/Equipment (Risers, Stands, etc.)	27	\$30,868.75
Music Accessories (cases, adapters, attachments, etc.)	15	\$5,805.44
Percussion Instruments	85	\$38,060.99
Piano/Keyboard Instruments	1	\$599.99
Sound Amplification (Microphones, Amplifiers, etc)	4	\$1,969.96
String Instruments	2	\$749.98
Woodwind Instruments	267	\$81,732.49
School Totals:	463	\$248,963.64

Lauderhill-Paul Turner Elementary School	Qty	Amount
Furniture/Equipment (Risers, Stands, etc.)	39	\$9,969.75
Percussion Instruments	147	\$8,484.65
Piano/Keyboard Instruments	1	\$24,795.00
Sound Amplification (Microphones, Amplifiers, etc)	1	\$6,278.01
String Instruments	1	\$113.99
Woodwind Instruments	13	\$357.25
School Totals:	202	\$49,998.65

Liberty Elementary School	Qty	Amount
Brass Instruments	8	\$5,382.00
Furniture/Equipment (Risers, Stands, etc.)	84	\$10,745.76
Music Accessories (cases, adapters, attachments, etc.)	2	\$28.28
Percussion Instruments	178	\$17,036.85
Piano/Keyboard Instruments	19	\$4,758.60
Sound Amplification (Microphones, Amplifiers, etc)	2	\$6,653.01
String Instruments	5	\$3,701.35
Woodwind Instruments	85	\$1,692.67
School Totals:	383	\$49,998.52

Lloyd Estates Elementary School	Qty	Amount
Furniture/Equipment (Risers, Stands, etc.)	152	\$22,068.60
Music Accessories (cases, adapters, attachments, etc.)	16	\$728.00
Percussion Instruments	180	\$10,493.46
Piano/Keyboard Instruments	3	\$1,798.20
Sound Amplification (Microphones, Amplifiers, etc)	2	\$6,778.00
String Instruments	31	\$7,467.43
Woodwind Instruments	6	\$653.44
School Totals:	390	\$49,987.13

Section 3: Music Equipment by Category

Lyons Creek Middle School	Qty	Amount
Brass Instruments	39	\$51,042.03
Furniture/Equipment (Risers, Stands, etc.)	6	\$379.78
Music Accessories (cases, adapters, attachments, etc.)	2	\$42.69
Percussion Instruments	8	\$202.27
Piano/Keyboard Instruments	4	\$2,354.96
Sound Amplification (Microphones, Amplifiers, etc)	3	\$1,499.97
Woodwind Instruments	73	\$44,408.63
School Totals:	135	\$99,930.33

Manatee Bay Elementary School	Qty	Amount
Brass Instruments	28	\$7,191.02
Furniture/Equipment (Risers, Stands, etc.)	49	\$7,105.48
Percussion Instruments	98	\$10,367.33
Piano/Keyboard Instruments	1	\$209.40
Sound Amplification (Microphones, Amplifiers, etc)	11	\$1,612.79
String Instruments	67	\$23,193.47
Woodwind Instruments	6	\$318.69
School Totals:	260	\$49,998.18

Maplewood Elementary School	Qty	Amount
Brass Instruments	7	\$3,531.50
Furniture/Equipment (Risers, Stands, etc.)	20	\$13,608.55
Music Accessories (cases, adapters, attachments, etc.)	3	\$41.58
Percussion Instruments	175	\$17,680.88
Sound Amplification (Microphones, Amplifiers, etc)	1	\$6,278.01
String Instruments	4	\$6,705.00
Woodwind Instruments	27	\$2,046.53
School Totals:	237	\$49,892.05

Margate Elementary School	Qty	Amount
Brass Instruments	19	\$9,669.77
Furniture/Equipment (Risers, Stands, etc.)	9	\$4,259.41
Music Accessories (cases, adapters, attachments, etc.)	4	\$185.70
Percussion Instruments	305	\$20,850.31
String Instruments	29	\$13,156.29
Woodwind Instruments	119	\$1,805.24
School Totals:	485	\$49,926.72

Margate Middle School	Qty	Amount
Brass Instruments	41	\$31,035.50
Furniture/Equipment (Risers, Stands, etc.)	188	\$12,138.84
Music Accessories (cases, adapters, attachments, etc.)	10	\$3,907.02
Percussion Instruments	19	\$17,199.09
Piano/Keyboard Instruments	1	\$599.99
Sound Amplification (Microphones, Amplifiers, etc)	5	\$5,845.46
String Instruments	2	\$799.98
Woodwind Instruments	62	\$28,338.60

Margate Middle School	Qty	Amount
School Totals:	328	\$99,864.48

Markham, C. Robert Elementary School	Qty	Amount
Brass Instruments	15	\$1,499.85
Furniture/Equipment (Risers, Stands, etc.)	9	\$677.43
Music Accessories (cases, adapters, attachments, etc.)	16	\$765.60
Percussion Instruments	177	\$13,810.38
Piano/Keyboard Instruments	1	\$24,795.00
Sound Amplification (Microphones, Amplifiers, etc)	1	\$6,278.00
String Instruments	19	\$2,107.00
School Totals:	238	\$49,933.26

McArthur High School	Qty	Amount
Brass Instruments	52	\$139,631.94
Furniture/Equipment (Risers, Stands, etc.)	45	\$3,309.05
Music Accessories (cases, adapters, attachments, etc.)	104	\$4,247.62
Percussion Instruments	125	\$48,950.87
Piano/Keyboard Instruments	2	\$2,899.99
Sound Amplification (Microphones, Amplifiers, etc)	12	\$11,420.06
String Instruments	1	\$499.99
Woodwind Instruments	41	\$88,911.07
School Totals:	382	\$299,870.59

McNab Elementary School	Qty	Amount
Furniture/Equipment (Risers, Stands, etc.)	116	\$17,089.01
Music Accessories (cases, adapters, attachments, etc.)	31	\$3,364.36
Percussion Instruments	205	\$21,891.55
Piano/Keyboard Instruments	2	\$2,331.59
Sound Amplification (Microphones, Amplifiers, etc)	116	\$1,919.49
String Instruments	13	\$3,093.44
Woodwind Instruments	1	\$213.15
School Totals:	484	\$49,902.59

McNicol Middle School	Qty	Amount
Furniture/Equipment (Risers, Stands, etc.)	1	\$19,000.00
Sound Amplification (Microphones, Amplifiers, etc)	2	\$81,000.00
School Totals:	3	\$100,000.00

Meadowbrook Elementary School	Qty	Amount
Brass Instruments	4	\$1,702.50
Furniture/Equipment (Risers, Stands, etc.)	102	\$11,350.92
Music Accessories (cases, adapters, attachments, etc.)	16	\$2,424.76
Percussion Instruments	77	\$3,102.42
Piano/Keyboard Instruments	25	\$5,235.00
Sound Amplification (Microphones, Amplifiers, etc)	31	\$11,563.37
String Instruments	46	\$12,005.76
Woodwind Instruments	6	\$1,472.23

Section 3: Music Equipment by Category

Meadowbrook Elementary School	Qty	Amount
School Totals:	307	\$48,856.96

Millennium 6-12 Collegiate Academy	Qty	Amount
Brass Instruments	56	\$52,915.04
Furniture/Equipment (Risers, Stands, etc.)	2	\$147.90
Music Accessories (cases, adapters, attachments, etc.)	3	\$424.70
Percussion Instruments	3	\$7,399.40
Sound Amplification (Microphones, Amplifiers, etc)	1	\$899.99
Woodwind Instruments	48	\$37,981.60
School Totals:	113	\$99,768.63

Miramar Elementary School	Qty	Amount
Brass Instruments	14	\$4,934.10
Furniture/Equipment (Risers, Stands, etc.)	32	\$12,220.06
Music Accessories (cases, adapters, attachments, etc.)	1	\$13.30
Percussion Instruments	111	\$13,792.26
Piano/Keyboard Instruments	1	\$549.45
String Instruments	60	\$16,226.50
Woodwind Instruments	5	\$2,263.50
School Totals:	224	\$49,999.17

Miramar High School	Qty	Amount
Brass Instruments	102	\$154,533.65
Furniture/Equipment (Risers, Stands, etc.)	30	\$20,342.11
Music Accessories (cases, adapters, attachments, etc.)	370	\$6,345.54
Percussion Instruments	17	\$7,489.71
Piano/Keyboard Instruments	4	\$2,354.96
Sound Amplification (Microphones, Amplifiers, etc)	4	\$2,549.96
String Instruments	2	\$799.98
Woodwind Instruments	125	\$99,959.34
School Totals:	654	\$294,375.25

Mirror Lake Elementary School	Qty	Amount
Furniture/Equipment (Risers, Stands, etc.)	63	\$9,312.03
Music Accessories (cases, adapters, attachments, etc.)	20	\$881.80
Percussion Instruments	251	\$23,036.26
Piano/Keyboard Instruments	3	\$1,018.20
Sound Amplification (Microphones, Amplifiers, etc)	4	\$7,877.99
String Instruments	30	\$6,068.48
Woodwind Instruments	301	\$1,800.74
School Totals:	672	\$49,995.50

Monarch High School	Qty	Amount
Brass Instruments	45	\$132,300.21
Furniture/Equipment (Risers, Stands, etc.)	14	\$15,473.57
Music Accessories (cases, adapters, attachments, etc.)	9	\$1,062.47
Percussion Instruments	37	\$65,865.77

Monarch High School	Qty	Amount
Piano/Keyboard Instruments	25	\$5,374.50
Sound Amplification (Microphones, Amplifiers, etc)	7	\$3,870.35
Woodwind Instruments	33	\$76,050.32
School Totals:	170	\$299,997.19

New Renaissance Middle School	Qty	Amount
Brass Instruments	38	\$30,807.75
Furniture/Equipment (Risers, Stands, etc.)	5	\$649.00
Music Accessories (cases, adapters, attachments, etc.)	20	\$777.43
Percussion Instruments	27	\$13,421.44
Piano/Keyboard Instruments	2	\$1,177.48
Sound Amplification (Microphones, Amplifiers, etc)	2	\$749.98
String Instruments	1	\$262.49
Woodwind Instruments	63	\$52,153.26
School Totals:	158	\$99,998.83

New River Middle School	Qty	Amount
Brass Instruments	35	\$57,225.30
Furniture/Equipment (Risers, Stands, etc.)	2	\$72.94
Piano/Keyboard Instruments	1	\$154.98
Woodwind Instruments	38	\$42,533.47
School Totals:	76	\$99,986.69

Nob Hill Elementary School	Qty	Amount
Brass Instruments	14	\$1,093.46
Furniture/Equipment (Risers, Stands, etc.)	18	\$1,590.79
Music Accessories (cases, adapters, attachments, etc.)	11	\$365.99
Percussion Instruments	126	\$7,671.26
Piano/Keyboard Instruments	3	\$25,603.80
Sound Amplification (Microphones, Amplifiers, etc)	3	\$7,328.01
String Instruments	13	\$5,061.18
Woodwind Instruments	9	\$1,282.03
School Totals:	197	\$49,996.52

Norcrest Elementary School	Qty	Amount
Brass Instruments	15	\$1,150.35
Furniture/Equipment (Risers, Stands, etc.)	80	\$13,785.26
Music Accessories (cases, adapters, attachments, etc.)	4	\$318.20
Percussion Instruments	669	\$25,587.91
Sound Amplification (Microphones, Amplifiers, etc)	5	\$8,078.01
String Instruments	15	\$1,079.85
School Totals:	788	\$49,999.58

North Andrews Gardens Elementary School	Qty	Amount
Brass Instruments	14	\$20,279.60
Furniture/Equipment (Risers, Stands, etc.)	5	\$8,308.73
Music Accessories (cases, adapters, attachments, etc.)	47	\$3,687.60

Section 3: Music Equipment by Category

North Andrews Gardens Elementary School	Qty	Amount
Percussion Instruments	3	\$1,467.10
Piano/Keyboard Instruments	3	\$1,799.97
Sound Amplification (Microphones, Amplifiers, etc)	1	\$499.99
String Instruments	43	\$4,650.00
Woodwind Instruments	10	\$9,140.81
School Totals:	126	\$49,833.80

North Fork Elementary School	Qty	Amount
Brass Instruments	20	\$1,533.80
Furniture/Equipment (Risers, Stands, etc.)	83	\$7,795.11
Percussion Instruments	95	\$13,021.15
Piano/Keyboard Instruments	11	\$6,093.90
Sound Amplification (Microphones, Amplifiers, etc)	5	\$2,099.99
String Instruments	40	\$11,645.98
Woodwind Instruments	3	\$1,192.50
School Totals:	257	\$43,382.43

North Lauderdale Elementary School	Qty	Amount
Furniture/Equipment (Risers, Stands, etc.)	53	\$15,774.93
Percussion Instruments	47	\$6,596.01
Piano/Keyboard Instruments	2	\$25,344.45
Sound Amplification (Microphones, Amplifiers, etc)	5	\$381.39
String Instruments	6	\$1,902.50
School Totals:	113	\$49,999.28

North Side Elementary School	Qty	Amount
Brass Instruments	29	\$5,351.50
Furniture/Equipment (Risers, Stands, etc.)	55	\$6,456.87
Music Accessories (cases, adapters, attachments, etc.)	6	\$477.30
Percussion Instruments	301	\$15,787.67
Piano/Keyboard Instruments	3	\$1,798.20
Sound Amplification (Microphones, Amplifiers, etc)	2	\$6,778.00
String Instruments	50	\$10,594.20
Woodwind Instruments	500	\$2,395.00
School Totals:	946	\$49,638.74

Northeast High School	Qty	Amount
Brass Instruments	92	\$168,114.50
Furniture/Equipment (Risers, Stands, etc.)	7	\$1,688.34
Music Accessories (cases, adapters, attachments, etc.)	51	\$1,514.03
Percussion Instruments	33	\$27,289.87
Sound Amplification (Microphones, Amplifiers, etc)	2	\$749.98
String Instruments	4	\$3,694.98
Woodwind Instruments	85	\$96,525.94
School Totals:	274	\$299,577.64

Nova Blanche Forman Elementary School	Qty	Amount
Furniture/Equipment (Risers, Stands, etc.)	40	\$2,181.60

Nova Blanche Forman Elementary School	Qty	Amount
Music Accessories (cases, adapters, attachments, etc.)	30	\$1,173.00
Percussion Instruments	64	\$17,557.26
Piano/Keyboard Instruments	10	\$9,096.79
Sound Amplification (Microphones, Amplifiers, etc)	2	\$12,556.02
String Instruments	60	\$5,071.50
Woodwind Instruments	149	\$2,362.51
School Totals:	355	\$49,998.68

Nova High School	Qty	Amount
Brass Instruments	33	\$80,912.20
Furniture/Equipment (Risers, Stands, etc.)	134	\$34,095.36
Music Accessories (cases, adapters, attachments, etc.)	86	\$11,472.78
Percussion Instruments	143	\$51,338.01
Piano/Keyboard Instruments	44	\$19,346.39
Sound Amplification (Microphones, Amplifiers, etc)	16	\$12,096.00
String Instruments	1	\$1,049.00
Woodwind Instruments	51	\$85,761.54
School Totals:	508	\$296,071.28

Nova Middle School	Qty	Amount
Brass Instruments	46	\$71,915.13
Percussion Instruments	1	\$138.70
Woodwind Instruments	21	\$27,918.27
School Totals:	68	\$99,972.10

Oakland Park Elementary School	Qty	Amount
Brass Instruments	5	\$3,087.00
Furniture/Equipment (Risers, Stands, etc.)	52	\$4,746.51
Percussion Instruments	891	\$26,163.23
Piano/Keyboard Instruments	1	\$599.40
Sound Amplification (Microphones, Amplifiers, etc)	2	\$750.00
String Instruments	4	\$651.46
Woodwind Instruments	700	\$3,353.00
School Totals:	1,655	\$39,350.60

Oakridge Elementary School	Qty	Amount
Furniture/Equipment (Risers, Stands, etc.)	10	\$5,269.39
Percussion Instruments	65	\$5,815.36
Piano/Keyboard Instruments	1	\$24,795.00
Sound Amplification (Microphones, Amplifiers, etc)	1	\$6,278.01
String Instruments	57	\$7,601.85
Woodwind Instruments	50	\$239.50
School Totals:	184	\$49,999.11

Orange Brook Elementary School	Qty	Amount
Brass Instruments	6	\$1,456.56
Furniture/Equipment (Risers, Stands, etc.)	105	\$7,358.82
Music Accessories (cases, adapters, attachments, etc.)	4	\$185.70
Percussion Instruments	319	\$22,601.94

Section 3: Music Equipment by Category

Orange Brook Elementary School	Qty	Amount
Piano/Keyboard Instruments	11	\$2,643.45
Sound Amplification (Microphones, Amplifiers, etc)	8	\$7,734.41
String Instruments	18	\$6,786.94
Woodwind Instruments	164	\$1,218.36
School Totals:	635	\$49,986.18

Palm Cove Elementary School	Qty	Amount
Furniture/Equipment (Risers, Stands, etc.)	14	\$798.16
Percussion Instruments	21	\$5,584.46
Piano/Keyboard Instruments	2	\$25,004.40
Sound Amplification (Microphones, Amplifiers, etc)	1	\$375.00
String Instruments	50	\$16,408.50
Woodwind Instruments	220	\$1,565.36
School Totals:	308	\$49,735.88

Panther Run Elementary School	Qty	Amount
Brass Instruments	41	\$10,277.89
Furniture/Equipment (Risers, Stands, etc.)	9	\$1,791.89
Music Accessories (cases, adapters, attachments, etc.)	1	\$509.00
Percussion Instruments	128	\$7,872.17
Sound Amplification (Microphones, Amplifiers, etc)	4	\$13,756.02
String Instruments	61	\$15,393.48
Woodwind Instruments	28	\$399.48
School Totals:	272	\$49,999.93

Park Lakes Elementary School	Qty	Amount
Brass Instruments	15	\$1,150.35
Furniture/Equipment (Risers, Stands, etc.)	33	\$2,313.06
Music Accessories (cases, adapters, attachments, etc.)	9	\$326.10
Percussion Instruments	116	\$7,379.77
Piano/Keyboard Instruments	1	\$24,795.00
Sound Amplification (Microphones, Amplifiers, etc)	4	\$7,603.00
String Instruments	30	\$6,324.63
School Totals:	208	\$49,891.91

Park Ridge Elementary School	Qty	Amount
Furniture/Equipment (Risers, Stands, etc.)	80	\$16,584.97
Music Accessories (cases, adapters, attachments, etc.)	23	\$4,891.00
Percussion Instruments	58	\$10,914.01
Piano/Keyboard Instruments	2	\$1,138.00
Sound Amplification (Microphones, Amplifiers, etc)	36	\$11,244.99
String Instruments	2	\$3,352.50
Woodwind Instruments	103	\$1,692.50
School Totals:	304	\$49,817.97

Park Springs Elementary School	Qty	Amount
Brass Instruments	7	\$2,380.40

Park Springs Elementary School	Qty	Amount
Furniture/Equipment (Risers, Stands, etc.)	59	\$7,050.33
Music Accessories (cases, adapters, attachments, etc.)	7	\$207.48
Percussion Instruments	160	\$13,261.36
Piano/Keyboard Instruments	2	\$1,098.90
Sound Amplification (Microphones, Amplifiers, etc)	6	\$7,566.00
String Instruments	64	\$8,470.64
Woodwind Instruments	104	\$1,332.07
School Totals:	409	\$41,367.18

Park Trails Elementary School	Qty	Amount
Furniture/Equipment (Risers, Stands, etc.)	17	\$4,183.00
Music Accessories (cases, adapters, attachments, etc.)	24	\$4,166.00
Percussion Instruments	55	\$5,697.79
Sound Amplification (Microphones, Amplifiers, etc)	33	\$19,762.00
String Instruments	14	\$3,144.68
Woodwind Instruments	184	\$1,089.72
School Totals:	327	\$38,043.19

Parkside Elementary School	Qty	Amount
Brass Instruments	12	\$6,690.78
Furniture/Equipment (Risers, Stands, etc.)	3	\$2,216.60
Percussion Instruments	78	\$17,654.69
Piano/Keyboard Instruments	1	\$599.40
Sound Amplification (Microphones, Amplifiers, etc)	1	\$375.00
String Instruments	41	\$21,920.22
Woodwind Instruments	1	\$535.50
School Totals:	137	\$49,992.19

Parkway Middle School	Qty	Amount
Music Accessories (cases, adapters, attachments, etc.)	13	\$174.00
Percussion Instruments	10	\$40.00
String Instruments	27	\$4,784.00
School Totals:	50	\$4,998.00

Pembroke Lakes Elementary School	Qty	Amount
Brass Instruments	3	\$1,741.50
Furniture/Equipment (Risers, Stands, etc.)	75	\$9,366.42
Music Accessories (cases, adapters, attachments, etc.)	3	\$173.93
Percussion Instruments	99	\$9,008.28
Piano/Keyboard Instruments	19	\$11,371.98
Sound Amplification (Microphones, Amplifiers, etc)	4	\$7,603.00
String Instruments	35	\$8,994.46
Woodwind Instruments	12	\$1,697.60
School Totals:	250	\$49,957.17

Pembroke Pines Elementary School	Qty	Amount
Brass Instruments	5	\$3,456.00

Section 3: Music Equipment by Category

Pembroke Pines Elementary School	Qty	Amount
Furniture/Equipment (Risers, Stands, etc.)	57	\$7,600.64
Percussion Instruments	92	\$11,783.96
Piano/Keyboard Instruments	2	\$25,394.99
String Instruments	1	\$71.99
Woodwind Instruments	103	\$1,691.50
School Totals:	260	\$49,999.08

Perry, Annabel C. Elementary School	Qty	Amount
Brass Instruments	34	\$26,856.60
Music Accessories (cases, adapters, attachments, etc.)	5	\$171.58
Percussion Instruments	3	\$707.55
Woodwind Instruments	38	\$22,255.95
School Totals:	80	\$49,991.68

Peters Elementary School	Qty	Amount
Brass Instruments	2	\$1,345.50
Furniture/Equipment (Risers, Stands, etc.)	5	\$2,866.50
Music Accessories (cases, adapters, attachments, etc.)	3	\$117.30
Percussion Instruments	7	\$6,208.67
Piano/Keyboard Instruments	1	\$24,795.00
Sound Amplification (Microphones, Amplifiers, etc)	3	\$7,478.01
String Instruments	31	\$4,638.60
Woodwind Instruments	336	\$2,546.64
School Totals:	388	\$49,996.22

Pines Lakes Elementary School	Qty	Amount
Brass Instruments	9	\$4,017.02
Furniture/Equipment (Risers, Stands, etc.)	29	\$9,225.11
Percussion Instruments	86	\$13,489.79
Sound Amplification (Microphones, Amplifiers, etc)	1	\$6,278.01
String Instruments	57	\$16,382.24
Woodwind Instruments	63	\$576.47
School Totals:	245	\$49,968.64

Pines Middle School	Qty	Amount
Brass Instruments	36	\$51,439.08
Percussion Instruments	3	\$5,007.50
Sound Amplification (Microphones, Amplifiers, etc)	2	\$649.98
Woodwind Instruments	51	\$42,901.27
School Totals:	92	\$99,997.83

Pinewood Elementary School	Qty	Amount
Furniture/Equipment (Risers, Stands, etc.)	66	\$15,976.86
Music Accessories (cases, adapters, attachments, etc.)	2	\$26.60
Percussion Instruments	122	\$18,723.05
Piano/Keyboard Instruments	2	\$7,421.00
Sound Amplification (Microphones, Amplifiers, etc)	2	\$6,653.01
Woodwind Instruments	3	\$1,192.50

Pinewood Elementary School	Qty	Amount
School Totals:	197	\$49,993.02

Pioneer Middle School	Qty	Amount
Brass Instruments	17	\$31,429.36
Percussion Instruments	3	\$8,489.44
Woodwind Instruments	39	\$59,980.20
School Totals:	59	\$99,899.00

Piper High School	Qty	Amount
Brass Instruments	65	\$177,309.55
Furniture/Equipment (Risers, Stands, etc.)	18	\$4,361.96
Music Accessories (cases, adapters, attachments, etc.)	48	\$2,519.23
Percussion Instruments	31	\$31,563.00
Piano/Keyboard Instruments	11	\$3,103.87
Sound Amplification (Microphones, Amplifiers, etc)	19	\$5,353.31
String Instruments	2	\$799.98
Woodwind Instruments	51	\$74,879.95
School Totals:	245	\$299,890.85

Plantation Elementary School	Qty	Amount
Brass Instruments	2	\$485.52
Furniture/Equipment (Risers, Stands, etc.)	123	\$14,572.49
Music Accessories (cases, adapters, attachments, etc.)	9	\$190.03
Percussion Instruments	142	\$9,855.74
Piano/Keyboard Instruments	15	\$3,871.05
Sound Amplification (Microphones, Amplifiers, etc)	5	\$8,327.99
String Instruments	38	\$12,071.95
Woodwind Instruments	81	\$623.69
School Totals:	415	\$49,998.46

Plantation High School	Qty	Amount
Brass Instruments	56	\$99,600.50
Furniture/Equipment (Risers, Stands, etc.)	100	\$24,520.26
Music Accessories (cases, adapters, attachments, etc.)	44	\$3,031.87
Percussion Instruments	59	\$62,155.40
Piano/Keyboard Instruments	3	\$5,590.00
Sound Amplification (Microphones, Amplifiers, etc)	32	\$16,403.00
Woodwind Instruments	67	\$88,698.95
School Totals:	361	\$299,999.98

Plantation Middle School	Qty	Amount
Brass Instruments	48	\$51,603.75
Music Accessories (cases, adapters, attachments, etc.)	15	\$645.41
Percussion Instruments	19	\$14,869.06
Woodwind Instruments	47	\$31,936.58
School Totals:	129	\$99,054.80

Plantation Park Elementary School	Qty	Amount
Brass Instruments	12	\$1,689.10

Section 3: Music Equipment by Category

Plantation Park Elementary School	Qty	Amount
Furniture/Equipment (Risers, Stands, etc.)	19	\$2,345.79
Music Accessories (cases, adapters, attachments, etc.)	2	\$107.99
Percussion Instruments	345	\$25,219.12
Piano/Keyboard Instruments	1	\$599.99
Sound Amplification (Microphones, Amplifiers, etc)	5	\$8,327.99
String Instruments	45	\$8,962.40
Woodwind Instruments	216	\$2,568.84
School Totals:	645	\$49,821.22

Pompano Beach Elementary School	Qty	Amount
Brass Instruments	2	\$485.52
Furniture/Equipment (Risers, Stands, etc.)	10	\$1,567.87
Music Accessories (cases, adapters, attachments, etc.)	5	\$920.40
Percussion Instruments	194	\$22,567.22
Piano/Keyboard Instruments	4	\$14,742.10
Sound Amplification (Microphones, Amplifiers, etc)	3	\$482.62
String Instruments	26	\$7,948.19
Woodwind Instruments	134	\$942.80
School Totals:	378	\$49,656.72

Pompano Beach High School	Qty	Amount
Brass Instruments	71	\$101,905.17
Furniture/Equipment (Risers, Stands, etc.)	293	\$22,142.80
Music Accessories (cases, adapters, attachments, etc.)	115	\$7,913.52
Percussion Instruments	113	\$53,552.10
Piano/Keyboard Instruments	2	\$4,181.20
Sound Amplification (Microphones, Amplifiers, etc)	6	\$2,176.95
String Instruments	136	\$26,167.62
Woodwind Instruments	48	\$81,953.14
School Totals:	784	\$299,992.50

Quiet Waters Elementary School	Qty	Amount
Brass Instruments	2	\$485.52
Furniture/Equipment (Risers, Stands, etc.)	100	\$10,820.68
Music Accessories (cases, adapters, attachments, etc.)	4	\$683.12
Percussion Instruments	212	\$18,827.42
Piano/Keyboard Instruments	1	\$549.45
Sound Amplification (Microphones, Amplifiers, etc)	6	\$7,880.81
String Instruments	31	\$2,406.20
Woodwind Instruments	250	\$1,197.50
School Totals:	606	\$42,850.70

Ramblewood Elementary School	Qty	Amount
Brass Instruments	11	\$4,482.03
Furniture/Equipment (Risers, Stands, etc.)	84	\$7,151.91
Percussion Instruments	176	\$15,569.45

Ramblewood Elementary School	Qty	Amount
Sound Amplification (Microphones, Amplifiers, etc)	1	\$6,278.01
String Instruments	72	\$14,790.05
Woodwind Instruments	4	\$1,728.00
School Totals:	348	\$49,999.45

Ramblewood Middle School	Qty	Amount
Brass Instruments	16	\$37,856.08
Percussion Instruments	2	\$11,059.80
Woodwind Instruments	16	\$51,077.22
School Totals:	34	\$99,993.10

Riverglades Elementary School	Qty	Amount
Brass Instruments	1	\$242.76
Furniture/Equipment (Risers, Stands, etc.)	76	\$9,500.37
Music Accessories (cases, adapters, attachments, etc.)	25	\$955.50
Percussion Instruments	238	\$10,011.48
Piano/Keyboard Instruments	2	\$1,199.98
Sound Amplification (Microphones, Amplifiers, etc)	4	\$7,828.00
String Instruments	90	\$19,931.95
Woodwind Instruments	1	\$328.50
School Totals:	437	\$49,998.54

Riverland Elementary School	Qty	Amount
Brass Instruments	1	\$76.69
Furniture/Equipment (Risers, Stands, etc.)	87	\$5,551.98
Music Accessories (cases, adapters, attachments, etc.)	6	\$370.92
Percussion Instruments	273	\$12,035.17
Piano/Keyboard Instruments	2	\$1,148.85
Sound Amplification (Microphones, Amplifiers, etc)	4	\$13,281.01
String Instruments	41	\$12,759.91
Woodwind Instruments	802	\$4,665.08
School Totals:	1,216	\$49,889.61

Riverside Elementary School	Qty	Amount
Brass Instruments	4	\$889.00
Furniture/Equipment (Risers, Stands, etc.)	24	\$2,627.41
Percussion Instruments	98	\$10,696.55
Piano/Keyboard Instruments	2	\$25,394.40
Sound Amplification (Microphones, Amplifiers, etc)	3	\$7,277.99
String Instruments	30	\$2,159.70
Woodwind Instruments	56	\$954.20
School Totals:	217	\$49,999.25

Royal Palm Elementary School	Qty	Amount
Brass Instruments	20	\$1,533.80
Furniture/Equipment (Risers, Stands, etc.)	83	\$7,795.11
Percussion Instruments	96	\$11,576.95
Piano/Keyboard Instruments	11	\$6,093.90
Sound Amplification (Microphones, Amplifiers, etc)	6	\$8,578.00

Section 3: Music Equipment by Category

Royal Palm Elementary School	Qty	Amount
String Instruments	39	\$10,665.99
Woodwind Instruments	3	\$1,192.50
School Totals:	258	\$47,436.25

Sanders Park Elementary School	Qty	Amount
Furniture/Equipment (Risers, Stands, etc.)	15	\$4,737.00
Percussion Instruments	2	\$1,632.00
Piano/Keyboard Instruments	2	\$25,394.40
Sound Amplification (Microphones, Amplifiers, etc)	8	\$15,656.00
String Instruments	8	\$2,545.96
Woodwind Instruments	2	\$28.74
School Totals:	37	\$49,994.10

Sandpiper Elementary School	Qty	Amount
Brass Instruments	3	\$1,741.50
Furniture/Equipment (Risers, Stands, etc.)	62	\$8,837.86
Music Accessories (cases, adapters, attachments, etc.)	1	\$14.14
Percussion Instruments	178	\$13,297.16
Piano/Keyboard Instruments	5	\$2,797.79
Sound Amplification (Microphones, Amplifiers, etc)	5	\$8,152.98
String Instruments	8	\$13,410.00
Woodwind Instruments	3	\$1,192.50
School Totals:	265	\$49,443.93

Sawgrass Elementary School	Qty	Amount
Brass Instruments	2	\$1,345.50
Furniture/Equipment (Risers, Stands, etc.)	8	\$2,337.90
Music Accessories (cases, adapters, attachments, etc.)	8	\$229.05
Percussion Instruments	81	\$7,926.27
Piano/Keyboard Instruments	1	\$24,795.00
Sound Amplification (Microphones, Amplifiers, etc)	1	\$450.00
String Instruments	38	\$12,202.29
Woodwind Instruments	143	\$713.57
School Totals:	282	\$49,999.58

Sawgrass Springs Middle School	Qty	Amount
Brass Instruments	15	\$48,204.86
Furniture/Equipment (Risers, Stands, etc.)	69	\$5,715.87
Music Accessories (cases, adapters, attachments, etc.)	1	\$96.95
String Instruments	42	\$18,583.50
Woodwind Instruments	8	\$27,393.83
School Totals:	135	\$99,995.01

Sea Castle Elementary School	Qty	Amount
Brass Instruments	5	\$2,555.00
Furniture/Equipment (Risers, Stands, etc.)	6	\$373.29
Music Accessories (cases, adapters, attachments, etc.)	3	\$132.27
Percussion Instruments	80	\$11,375.34

Sea Castle Elementary School	Qty	Amount
Piano/Keyboard Instruments	1	\$24,795.00
Sound Amplification (Microphones, Amplifiers, etc)	6	\$6,809.40
String Instruments	30	\$3,634.80
School Totals:	131	\$49,675.10

Seminole Middle School	Qty	Amount
Brass Instruments	38	\$65,815.88
Music Accessories (cases, adapters, attachments, etc.)	4	\$232.40
Woodwind Instruments	15	\$33,941.52
School Totals:	57	\$99,989.80

Sheridan Hills Elementary School	Qty	Amount
Furniture/Equipment (Risers, Stands, etc.)	58	\$6,451.34
Music Accessories (cases, adapters, attachments, etc.)	1	\$44.09
Percussion Instruments	203	\$12,387.19
Piano/Keyboard Instruments	2	\$7,421.00
Sound Amplification (Microphones, Amplifiers, etc)	1	\$6,278.01
String Instruments	66	\$14,971.37
Woodwind Instruments	38	\$2,445.90
School Totals:	369	\$49,998.90

Sheridan Park Elementary School	Qty	Amount
Brass Instruments	8	\$5,382.00
Furniture/Equipment (Risers, Stands, etc.)	97	\$8,474.12
Music Accessories (cases, adapters, attachments, etc.)	2	\$28.28
Percussion Instruments	197	\$19,593.20
Piano/Keyboard Instruments	1	\$549.45
Sound Amplification (Microphones, Amplifiers, etc)	4	\$7,828.00
String Instruments	54	\$6,062.79
Woodwind Instruments	61	\$2,079.26
School Totals:	424	\$49,997.10

Silver Lakes Elementary School	Qty	Amount
Brass Instruments	40	\$3,867.15
Furniture/Equipment (Risers, Stands, etc.)	34	\$6,986.22
Music Accessories (cases, adapters, attachments, etc.)	4	\$447.00
Percussion Instruments	229	\$18,838.30
Sound Amplification (Microphones, Amplifiers, etc)	21	\$13,596.85
String Instruments	5	\$3,056.37
Woodwind Instruments	302	\$2,605.23
School Totals:	635	\$49,397.12

Silver Lakes Middle School	Qty	Amount
Brass Instruments	40	\$46,078.02
Furniture/Equipment (Risers, Stands, etc.)	1	\$38.95
Percussion Instruments	21	\$17,691.24
Piano/Keyboard Instruments	1	\$577.49

Section 3: Music Equipment by Category

Silver Lakes Middle School	Qty	Amount
Sound Amplification (Microphones, Amplifiers, etc)	1	\$899.99
Woodwind Instruments	58	\$34,576.63
School Totals:	122	\$99,862.32

Silver Palms Elementary School	Qty	Amount
Brass Instruments	1	\$580.50
Furniture/Equipment (Risers, Stands, etc.)	37	\$7,430.86
Percussion Instruments	112	\$8,236.24
Piano/Keyboard Instruments	1	\$24,795.00
Sound Amplification (Microphones, Amplifiers, etc)	6	\$6,909.41
String Instruments	6	\$1,504.57
Woodwind Instruments	45	\$537.91
School Totals:	208	\$49,994.49

Silver Ridge Elementary School	Qty	Amount
Brass Instruments	2	\$1,007.76
Furniture/Equipment (Risers, Stands, etc.)	124	\$20,493.60
Music Accessories (cases, adapters, attachments, etc.)	2	\$28.28
Percussion Instruments	153	\$15,882.92
Piano/Keyboard Instruments	2	\$1,098.90
Sound Amplification (Microphones, Amplifiers, etc)	2	\$724.99
String Instruments	24	\$8,984.38
Woodwind Instruments	58	\$1,778.31
School Totals:	367	\$49,999.14

Silver Shores Elementary School	Qty	Amount
Brass Instruments	3	\$1,524.00
Furniture/Equipment (Risers, Stands, etc.)	40	\$3,034.90
Music Accessories (cases, adapters, attachments, etc.)	7	\$164.39
Percussion Instruments	51	\$8,685.84
Piano/Keyboard Instruments	1	\$24,795.00
Sound Amplification (Microphones, Amplifiers, etc)	1	\$6,278.01
String Instruments	27	\$3,347.49
Woodwind Instruments	25	\$2,132.28
School Totals:	155	\$49,961.91

Silver Trail Middle School	Qty	Amount
Brass Instruments	26	\$46,823.30
Furniture/Equipment (Risers, Stands, etc.)	6	\$603.83
Percussion Instruments	24	\$6,613.01
Piano/Keyboard Instruments	2	\$1,177.48
Sound Amplification (Microphones, Amplifiers, etc)	3	\$1,049.97
String Instruments	2	\$3,862.00
Woodwind Instruments	20	\$39,869.46
School Totals:	83	\$99,999.05

South Plantation High School	Qty	Amount
Brass Instruments	51	\$143,832.14

South Plantation High School	Qty	Amount
Furniture/Equipment (Risers, Stands, etc.)	16	\$4,867.16
Music Accessories (cases, adapters, attachments, etc.)	25	\$1,514.80
Percussion Instruments	40	\$37,075.65
Piano/Keyboard Instruments	2	\$1,177.48
Sound Amplification (Microphones, Amplifiers, etc)	5	\$1,649.95
String Instruments	6	\$5,461.96
Woodwind Instruments	57	\$104,412.16
School Totals:	202	\$299,991.30

Stephen Foster Elementary School	Qty	Amount
Brass Instruments	4	\$1,497.50
Furniture/Equipment (Risers, Stands, etc.)	78	\$15,834.98
Music Accessories (cases, adapters, attachments, etc.)	2	\$56.88
Percussion Instruments	236	\$20,549.32
String Instruments	52	\$9,762.20
Woodwind Instruments	26	\$1,745.02
School Totals:	398	\$49,445.90

Stirling Elementary School	Qty	Amount
Brass Instruments	13	\$5,765.45
Furniture/Equipment (Risers, Stands, etc.)	100	\$15,892.24
Music Accessories (cases, adapters, attachments, etc.)	1	\$44.09
Percussion Instruments	278	\$21,900.56
Piano/Keyboard Instruments	1	\$549.45
String Instruments	4	\$3,813.89
Woodwind Instruments	108	\$2,034.05
School Totals:	505	\$49,999.73

Stoneman Douglas High School	Qty	Amount
Brass Instruments	28	\$97,033.35
Furniture/Equipment (Risers, Stands, etc.)	2	\$2,876.30
Music Accessories (cases, adapters, attachments, etc.)	48	\$6,851.74
Percussion Instruments	28	\$43,672.25
Piano/Keyboard Instruments	1	\$995.00
Sound Amplification (Microphones, Amplifiers, etc)	9	\$8,289.92
String Instruments	105	\$48,362.53
Woodwind Instruments	18	\$91,919.11
School Totals:	239	\$300,000.20

Stranahan High School	Qty	Amount
Brass Instruments	35	\$50,689.74
Furniture/Equipment (Risers, Stands, etc.)	4	\$173.00
Music Accessories (cases, adapters, attachments, etc.)	148	\$8,264.84
Percussion Instruments	25	\$4,386.24
Piano/Keyboard Instruments	3	\$75.00
Sound Amplification (Microphones, Amplifiers, etc)	16	\$3,118.00
String Instruments	1	\$155.52

Section 3: Music Equipment by Category

Stranahan High School	Qty	Amount
Woodwind Instruments	39	\$26,861.55
School Totals:	271	\$93,723.89

Sunland Park Academy	Qty	Amount
Furniture/Equipment (Risers, Stands, etc.)	8	\$2,936.61
Percussion Instruments	311	\$20,473.85
Piano/Keyboard Instruments	1	\$6,821.60
Sound Amplification (Microphones, Amplifiers, etc)	2	\$6,728.01
String Instruments	48	\$10,399.03
Woodwind Instruments	166	\$2,640.41
School Totals:	536	\$49,999.51

Sunrise Middle School	Qty	Amount
Brass Instruments	23	\$49,312.40
Furniture/Equipment (Risers, Stands, etc.)	2	\$798.00
Music Accessories (cases, adapters, attachments, etc.)	1	\$3,024.36
Percussion Instruments	1	\$4,752.00
Sound Amplification (Microphones, Amplifiers, etc)	4	\$1,849.96
Woodwind Instruments	25	\$40,262.71
School Totals:	56	\$99,999.43

Sunset Lakes Elementary School	Qty	Amount
Brass Instruments	3	\$666.75
Furniture/Equipment (Risers, Stands, etc.)	97	\$7,385.89
Music Accessories (cases, adapters, attachments, etc.)	15	\$586.50
Percussion Instruments	48	\$12,668.94
Sound Amplification (Microphones, Amplifiers, etc)	2	\$6,653.01
String Instruments	63	\$22,037.90
School Totals:	228	\$49,998.99

Sunshine Elementary School	Qty	Amount
Brass Instruments	6	\$2,863.50
Furniture/Equipment (Risers, Stands, etc.)	91	\$13,948.94
Music Accessories (cases, adapters, attachments, etc.)	10	\$141.40
Percussion Instruments	300	\$7,637.71
Piano/Keyboard Instruments	5	\$8,049.79
Sound Amplification (Microphones, Amplifiers, etc)	11	\$14,053.10
String Instruments	17	\$3,304.84
School Totals:	440	\$49,999.28

Tamarac Elementary School	Qty	Amount
Brass Instruments	2	\$444.50
Furniture/Equipment (Risers, Stands, etc.)	76	\$6,552.59
Music Accessories (cases, adapters, attachments, etc.)	39	\$1,364.48
Percussion Instruments	169	\$18,802.12
Piano/Keyboard Instruments	17	\$4,239.90
Sound Amplification (Microphones, Amplifiers, etc)	16	\$2,636.32

Tamarac Elementary School	Qty	Amount
String Instruments	40	\$14,765.89
Woodwind Instruments	3	\$1,192.50
School Totals:	362	\$49,998.30

Taravella, J.P. High School	Qty	Amount
Brass Instruments	57	\$169,837.27
Furniture/Equipment (Risers, Stands, etc.)	7	\$3,071.05
Music Accessories (cases, adapters, attachments, etc.)	12	\$1,866.24
Percussion Instruments	16	\$14,095.00
Piano/Keyboard Instruments	5	\$3,899.95
Woodwind Instruments	28	\$107,229.54
School Totals:	125	\$299,999.05

Tedder Elementary School	Qty	Amount
Furniture/Equipment (Risers, Stands, etc.)	52	\$7,657.35
Music Accessories (cases, adapters, attachments, etc.)	1	\$79.55
Percussion Instruments	128	\$12,916.24
Piano/Keyboard Instruments	1	\$599.40
Sound Amplification (Microphones, Amplifiers, etc)	2	\$6,778.00
String Instruments	71	\$19,385.46
Woodwind Instruments	152	\$2,583.03
School Totals:	407	\$49,999.03

Tequesta Trace Middle School	Qty	Amount
Brass Instruments	28	\$51,391.34
Furniture/Equipment (Risers, Stands, etc.)	5	\$912.60
Music Accessories (cases, adapters, attachments, etc.)	97	\$1,077.20
Percussion Instruments	8	\$5,545.16
String Instruments	4	\$2,876.49
Woodwind Instruments	19	\$38,193.38
School Totals:	161	\$99,996.17

The Quest Center	Qty	Amount
Brass Instruments	2	\$153.38
Furniture/Equipment (Risers, Stands, etc.)	47	\$4,590.68
Music Accessories (cases, adapters, attachments, etc.)	114	\$8,501.52
Percussion Instruments	297	\$8,528.72
Piano/Keyboard Instruments	5	\$7,591.85
Sound Amplification (Microphones, Amplifiers, etc)	40	\$16,520.92
String Instruments	6	\$1,757.20
Woodwind Instruments	30	\$693.30
School Totals:	541	\$48,337.57

Tradewinds Elementary School	Qty	Amount
Brass Instruments	5	\$1,887.20
Furniture/Equipment (Risers, Stands, etc.)	79	\$11,807.77
Music Accessories (cases, adapters, attachments, etc.)	4	\$58.69
Percussion Instruments	192	\$15,888.03

Section 3: Music Equipment by Category

Tradewinds Elementary School	Qty	Amount
Piano/Keyboard Instruments	1	\$549.48
Sound Amplification (Microphones, Amplifiers, etc)	4	\$7,010.85
String Instruments	22	\$8,620.26
Woodwind Instruments	140	\$2,930.50
School Totals:	447	\$48,752.78

Tropical Elementary School	Qty	Amount
Brass Instruments	2	\$1,345.50
Furniture/Equipment (Risers, Stands, etc.)	35	\$10,855.45
Music Accessories (cases, adapters, attachments, etc.)	2	\$72.59
Percussion Instruments	131	\$4,971.93
Piano/Keyboard Instruments	4	\$32,425.99
Woodwind Instruments	1	\$328.50
School Totals:	175	\$49,999.96

Village Elementary School	Qty	Amount
Furniture/Equipment (Risers, Stands, etc.)	34	\$9,797.81
Music Accessories (cases, adapters, attachments, etc.)	6	\$146.94
Percussion Instruments	131	\$11,382.28
Sound Amplification (Microphones, Amplifiers, etc)	23	\$17,718.01
String Instruments	32	\$6,073.94
Woodwind Instruments	34	\$162.86
School Totals:	260	\$45,281.84

Walker Elementary School	Qty	Amount
Brass Instruments	23	\$28,181.87
Furniture/Equipment (Risers, Stands, etc.)	5	\$115.00
Music Accessories (cases, adapters, attachments, etc.)	35	\$3,232.60
Percussion Instruments	7	\$2,128.48
Sound Amplification (Microphones, Amplifiers, etc)	8	\$5,510.00
Woodwind Instruments	8	\$10,829.98
School Totals:	86	\$49,997.93

Welleby Elementary School	Qty	Amount
Brass Instruments	10	\$3,205.54
Furniture/Equipment (Risers, Stands, etc.)	21	\$11,451.17
Music Accessories (cases, adapters, attachments, etc.)	9	\$177.30
Percussion Instruments	169	\$15,763.47
Piano/Keyboard Instruments	1	\$549.45
Sound Amplification (Microphones, Amplifiers, etc)	8	\$9,328.00
String Instruments	37	\$7,377.30
Woodwind Instruments	4	\$1,912.00
School Totals:	259	\$49,764.23

West Broward High School	Qty	Amount
Brass Instruments	38	\$105,979.55
Furniture/Equipment (Risers, Stands, etc.)	10	\$3,356.16

West Broward High School	Qty	Amount
Music Accessories (cases, adapters, attachments, etc.)	41	\$7,682.07
Percussion Instruments	69	\$79,535.79
Piano/Keyboard Instruments	10	\$1,794.00
Sound Amplification (Microphones, Amplifiers, etc)	13	\$10,614.16
String Instruments	24	\$8,997.50
Woodwind Instruments	33	\$82,014.40
School Totals:	238	\$299,973.63

West Hollywood Elementary School	Qty	Amount
Brass Instruments	3	\$2,110.50
Furniture/Equipment (Risers, Stands, etc.)	34	\$5,971.24
Music Accessories (cases, adapters, attachments, etc.)	2	\$159.10
Percussion Instruments	70	\$9,696.00
Piano/Keyboard Instruments	1	\$6,821.60
Sound Amplification (Microphones, Amplifiers, etc)	1	\$6,278.01
String Instruments	59	\$17,762.76
Woodwind Instruments	3	\$1,192.50
School Totals:	173	\$49,991.71

Westchester Elementary School	Qty	Amount
Furniture/Equipment (Risers, Stands, etc.)	1	\$3,315.00
Percussion Instruments	43	\$5,368.51
Piano/Keyboard Instruments	1	\$24,795.00
Sound Amplification (Microphones, Amplifiers, etc)	1	\$499.99
String Instruments	59	\$15,952.92
School Totals:	105	\$49,931.42

Western High School	Qty	Amount
Brass Instruments	61	\$170,907.06
Furniture/Equipment (Risers, Stands, etc.)	13	\$3,801.59
Music Accessories (cases, adapters, attachments, etc.)	2	\$67.18
Percussion Instruments	19	\$24,173.55
Piano/Keyboard Instruments	2	\$1,177.48
Sound Amplification (Microphones, Amplifiers, etc)	7	\$5,611.70
String Instruments	2	\$799.98
Woodwind Instruments	46	\$92,304.57
School Totals:	152	\$298,843.11

Westglades Middle School	Qty	Amount
Brass Instruments	29	\$77,358.42
Music Accessories (cases, adapters, attachments, etc.)	4	\$93.00
Percussion Instruments	2	\$2,188.90
Piano/Keyboard Instruments	1	\$995.00
String Instruments	16	\$6,630.00
Woodwind Instruments	4	\$12,726.85
School Totals:	56	\$99,992.17

Westpine Middle School	Qty	Amount
Brass Instruments	34	\$50,539.92

Section 3: Music Equipment by Category

Westpine Middle School	Qty	Amount
Furniture/Equipment (Risers, Stands, etc.)	2	\$224.20
Music Accessories (cases, adapters, attachments, etc.)	3	\$174.30
Percussion Instruments	4	\$2,104.40
Sound Amplification (Microphones, Amplifiers, etc)	1	\$349.99
String Instruments	1	\$499.99
Woodwind Instruments	42	\$46,098.13
School Totals:	87	\$99,990.93

Westwood Heights Elementary School	Qty	Amount
Furniture/Equipment (Risers, Stands, etc.)	88	\$6,009.35
Percussion Instruments	171	\$16,993.71
Sound Amplification (Microphones, Amplifiers, etc)	2	\$12,556.02
String Instruments	52	\$14,433.43
School Totals:	313	\$49,992.51

Whiddon-Rogers Education Center	Qty	Amount
Piano/Keyboard Instruments	16	\$43,226.40
Sound Amplification (Microphones, Amplifiers, etc)	1	\$6,773.00
School Totals:	17	\$49,999.40

Wilton Manors Elementary School	Qty	Amount
Brass Instruments	64	\$6,923.40
Furniture/Equipment (Risers, Stands, etc.)	2	\$122.38
Music Accessories (cases, adapters, attachments, etc.)	4	\$176.36
Percussion Instruments	58	\$8,575.45
Piano/Keyboard Instruments	40	\$21,978.00
Sound Amplification (Microphones, Amplifiers, etc)	2	\$750.00
String Instruments	62	\$7,595.34
Woodwind Instruments	200	\$998.00
School Totals:	432	\$47,118.93

Winston Park Elementary School	Qty	Amount
Brass Instruments	2	\$1,345.50
Furniture/Equipment (Risers, Stands, etc.)	19	\$2,728.79
Music Accessories (cases, adapters, attachments, etc.)	1	\$14.14
Percussion Instruments	96	\$3,105.77
Piano/Keyboard Instruments	4	\$32,375.45
Sound Amplification (Microphones, Amplifiers, etc)	3	\$7,127.99
String Instruments	17	\$2,866.85
Woodwind Instruments	16	\$399.00
School Totals:	158	\$49,963.49

Young, Virginia Shuman Elementary School	Qty	Amount
Brass Instruments	2	\$1,345.50
Furniture/Equipment (Risers, Stands, etc.)	17	\$3,695.43
Music Accessories (cases, adapters, attachments, etc.)	1	\$14.14
Percussion Instruments	37	\$9,323.43

Young, Virginia Shuman Elementary School	Qty	Amount
Piano/Keyboard Instruments	1	\$24,795.00
Sound Amplification (Microphones, Amplifiers, etc)	1	\$6,278.01
String Instruments	2	\$3,352.50
Woodwind Instruments	3	\$1,192.50
School Totals:	64	\$49,996.51

Young, Walter C. Middle School	Qty	Amount
Brass Instruments	23	\$18,754.74
Furniture/Equipment (Risers, Stands, etc.)	30	\$44,935.28
Music Accessories (cases, adapters, attachments, etc.)	2	\$193.90
Percussion Instruments	1	\$780.00
String Instruments	38	\$12,772.50
Woodwind Instruments	31	\$22,556.34
School Totals:	125	\$99,992.76

SMART Kilns Program - Applied Learning Department Quarter Ending June 30, 2020

The Applied Learning Department has continued to ensure the SMART Kiln Program is run effectively and efficiently throughout this process. During the 4th Quarter, despite the challenges provided by COVID-19, 2 kilns were moved from the warehouse to schools and installed. To date, a total of 130 kilns have been delivered to school sites, 5 kilns are in the warehouse awaiting delivery and installation and one kiln is in order status for a total of 136 kilns being provided to schools.



Art Equipment Kiln Program

Status as of June 30, 2020



Kilns Ordered

Location Name	Number of Kilns	Art Dept Status
Piper High School	1	Ordered
Sub-Total	1	

Kilns Delivered

Location Name	Number of Kilns	Art Dept Status
Apollo Middle School	2	Delivered to school
Atlantic West Elementary School	1	Delivered to school
Bethune, Mary M. Elementary School	2	Delivered to school
Broadview Elementary School	1	Delivered to school
Broward Estates Elementary School	1	Delivered to school
Challenger Elementary School	1	Delivered to school
Coconut Palm Elementary School	1	Delivered to school
Cooper City High School	1	Delivered to school
Coral Glades High School	2	Delivered to school
Coral Springs Pre-K - 8	1	Delivered to school
Coral Springs High School	2	Delivered to school
Coral Springs Middle School	2	Delivered to school
Country Isles Elementary School	1	Delivered to school
Croissant Park Elementary School	1	Delivered to school
Crystal Lake Middle School	2	Delivered to school
Cypress Bay High School	3	Delivered to school
Cypress Elementary School	1	Delivered to school
Dania Elementary School	1	Delivered to school
Deerfield Beach High School	2	Delivered to school
Deerfield Beach Middle School	2	Delivered to school
Deerfield Park Elementary School	2	Delivered to school
Dillard 6-12 School	1	Delivered to school
Discovery Elementary School	1	Delivered to school
Drew, Charles Elementary School	1	Delivered to school
Everglades High School	2	Delivered to school

Art Equipment Kiln Program

Status as of June 30, 2020



Kilns Delivered

Location Name	Number of Kilns	Art Dept Status
Flamingo Elementary School	1	Delivered to school
Flanagan, Charles W. High School	2	Delivered to school
Floranada Elementary School	1	Delivered to school
Forest Glen Middle School	1	Delivered to school
Fort Lauderdale High School	1	Delivered to school
Gator Run Elementary School	1	Delivered to school
Glades Middle School	2	Delivered to school
Gulfstream Academy of Hallandale Beach K-8 (Hallandale Elementary School)	2	Delivered to school
Harbordale Elementary School	1	Delivered to school
Hollywood Hills High School	2	Delivered to school
Horizon Elementary School	1	Delivered to school
Indian Ridge Middle School	1	Delivered to school
Indian Trace Elementary School	1	Delivered to school
Lake Forest Elementary School	1	Delivered to school
Lakeside Elementary School	1	Delivered to school
Larkdale Elementary School	1	Delivered to school
Liberty Elementary School	1	Delivered to school
Manatee Bay Elementary School	1	Delivered to warehouse
Maplewood Elementary School	1	Delivered to school
McArthur High School	1	Delivered to school
McNab Elementary School	1	Delivered to school
Miramar Elementary School	1	Delivered to school
Miramar High School	2	Delivered to school
Monarch High School	2	Delivered to school
New Renaissance Middle School	2	Delivered to school
Norcrest Elementary School	1	Delivered to school
North Andrews Gardens Elementary School	2	Delivered to school
Northeast High School	1	Delivered to warehouse
Nova Blanche Forman Elementary School	1	Delivered to school

Art Equipment Kiln Program

Status as of June 30, 2020



Kilns Delivered

Location Name	Number of Kilns	Art Dept Status
Nova Dwight D Eisenhower Elementary School	1	Delivered to school
Nova High School	2	Delivered to school
Nova Middle School	2	Delivered to school
Park Springs Elementary School	1	Delivered to school
Park Trails Elementary School	1	Delivered to school
Parkway Middle School	1	Delivered to school
Pembroke Lakes Elementary School	1	Delivered to school
Pembroke Pines Elementary School	1	Delivered to school
Peters Elementary School	1	Delivered to school
Pioneer Middle School	2	Delivered to warehouse
Piper High School	2	Delivered to school
Plantation Elementary School	1	Delivered to school
Plantation High School	2	Delivered to school
Plantation Middle School	1	Delivered to school
Pompano Beach Elementary School	1	Delivered to school
Pompano Beach High School	2	Delivered to school
Quiet Waters Elementary School	1	Delivered to school
Ramblewood Elementary School	1	Delivered to school
Ramblewood Middle School	2	Delivered to school
Rickards, James S. Middle School	2	Delivered to school
Riverglades Elementary School	1	Delivered to school
Rock Island Elementary School	1	Delivered to school
Royal Palm Elementary School	1	Delivered to school
Sandpiper Elementary School	1	Delivered to school
Seminole Middle School	2	Delivered to school
Sheridan Park Elementary School	1	Delivered to school
Silver Shores Elementary School	1	Delivered to school
South Broward High School	2	Delivered to school
South Plantation High School	3	Delivered to school
Stephen Foster Elementary School	1	Delivered to school

Art Equipment Kiln Program

Status as of June 30, 2020

Kilns Delivered

Location Name	Number of Kilns	Art Dept Status
Stirling Elementary School	1	Delivered to school
Stoneman Douglas High School	1	Delivered to school
Stoneman Douglas High School	1	Delivered to warehouse
Stranahan High School	2	Delivered to school
Sunshine Elementary School	1	Delivered to school
Taravella, J.P. High School	1	Delivered to school
Tequesta Trace Middle School	2	Delivered to school
Tradewinds Elementary School	1	Delivered to school
Village Elementary School	1	Delivered to school
Walker Elementary School	2	Delivered to school
Welleby Elementary School	1	Delivered to school
West Broward High School	1	Delivered to school
Westglades Middle School	2	Delivered to school
Whispering Pines Education Center	1	Delivered to school
Young, Virginia Shuman Elementary School	1	Delivered to school
Sub-Total	136	

All Kilns

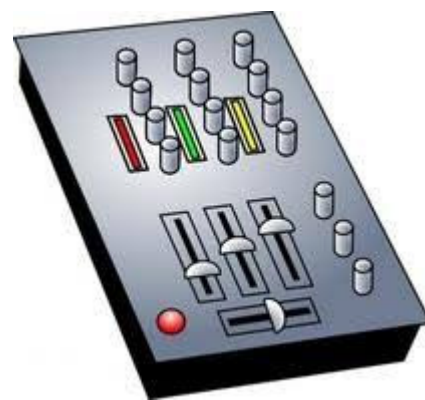
All Schools	Number of Kilns
Ordered	1
Delivered to warehouse	5
Delivered to school	130
Total	136



Theater Equipment - Applied Learning Department Quarter Ending June 30, 2020

Fortunately, prior to the COVID-19 related school closings of Quarter 4, the majority of the Smart Program's purchases for school Theater sound, lighting and stage equipment was well underway and approaching completion. Each of the original 36 schools that offer full or part time theater programs received all or most of their new equipment. Additionally, the three new theater programs added as a result of Smart Program funding completed their orders and have received most of their equipment as well. Vendors did have to suspend assembly and/or installations at the time of school closures: however, prior to the end of Quarter 4, vendors were able to resume work. With no students and limited staff at school sites, much of the necessary work was and is being completed quickly, efficiently and safely.

Although our traditional theatrical productions will not take place until students return to school sites, we know that when they return, these upgrades in equipment will greatly enhance the quality of theater education within our schools. The Smart Program has provided our students with equipment of the highest quality. We look forward to the time when we can raise the curtain, turn on the lights and watch our students take to the stage once again.



Theater Equipment Status

School	Full/Part Time Program	Allocation	Amount Used *
Apollo Middle School	Full	14,000	14,000
Bethune, Mary M. Elementary School	Full	7,000	6,854
Cooper City High School	Part	14,000	10,940
Coral Glades High School	Full	42,000	41,884
Coral Springs High School	Full	42,000	43,131
Coral Springs Middle School	Part	7,000	6,518
Cypress Bay High School	Full	42,000	40,974
Deerfield Beach High School	Part	14,000	13,983
Dillard 6-12 School	Full	42,000	41,441
Everglades High School	Full	42,000	41,876
Falcon Cove Middle School	Full	14,000	13,818
Flanagan, Charles W. High School	Full	42,000	40,209
Fort Lauderdale High School	Full	42,000	30,958
Hallandale High School	Full	42,000	43,965
Hollywood Hills High School	Part	14,000	27,985
McArthur High School	Full	42,000	41,340
Miramar High School	Full	42,000	39,015
Monarch High School	Full	42,000	20,350
New Renaissance Middle School	Full	14,000	9,958
North Andrews Gardens Elementary School	Full	7,000	6,994
Nova High School	Full	42,000	40,286
Parkway Middle School	Full	14,000	14,000
Piper High School	Full	42,000	41,820
Plantation High School	Full	42,000	40,485
Pompano Beach High School	Part	14,000	13,977
Ramblewood Middle School	Full	14,000	13,995
Sawgrass Springs Middle School	Part	7,000	7,000
Seminole Middle School	Full	14,000	12,667
Silver Lakes Middle School	Part	7,000	6,992
South Broward High School	Full	42,000	41,961
South Plantation High School	Full	42,000	41,955
Stoneman Douglas High School	Full	42,000	43,687
Sunrise Middle School	Full	14,000	14,000
Taravella, J.P. High School	Full	42,000	41,972
Tequesta Trace Middle School	Full	14,000	9,075
Walker Elementary School	Full	7,000	7,000
West Broward High School	Part	14,000	13,999
Western High School	Full	42,000	43,321
Westglades Middle School	Full	14,000	13,999

Total

\$ 1,036,000

\$ 998,384

* Amount Used includes all orders received from schools and due to timing may differ from amounts reported in the Budget Activity Section.

Section 3: Music & Art Equipment



Section 4

Athletics

John J. Sullivan, Task Assigned
Chief Portfolio Services Officer

SMART PROGRAM ATHLETICS

SMART Program Athletic initiatives are in good standing, with nearly all projects completed. Of the 15 track and 30 weight room enhancements funded by the SMART Program, the single project yet to reach the finish line is the Northeast High School weight room, which has been delayed.

Tracks



15

COMPLETED

Track
Upgrades

All SMART athletic track projects

(15 tracks – 3 middle schools and 12 high schools) have been complete as of September 30, 2018.

Weight Rooms



29

COMPLETED

Weight Room
Upgrades

Improvements include equipment, paint, murals, structural repairs, flooring, sound system, mirrors, lighting, electrical upgrades, etc.

The 30 High Schools covered by the weight room initiative have undergone a coordinated review for safety, ADA compliance, dimensional clearance, and gender equity prior to the release of funding.

Northeast High School Weight Room



**NORTHEAST
HIGH SCHOOL**

STATUS

Hire Contractor
Phase

The weight room is being relocated to a building that is set for construction and cannot proceed until construction for the building is complete.

Once the selected vendor gains access, the new weight room can be completed within 90 days.

Board approved the GMP on April 21, 2020 with **construction expected to begin Q3 2020.**

TRACKS COMPLETED

2016 Tracks Completed


- Pioneer Middle School
- Seminole Middle School
- Apollo Middle School
- Stranahan High School
- Charles W. Flanagan High School
- Western High School
- Hallandale High School
- Hollywood Hills High School



Charles W. Flanagan HS



Stranahan HS



Hallandale Magnet HS




Western HS

2018 Tracks Completed

- Miramar High School
- Monarch High School
- Plantation High School
- Pompano Beach High School
- Cypress Bay High School
- West Broward High School
- J.P. Taravella High School



West Broward HS



Cypress Bay HS



Pompano Beach HS



Plantation HS

WEIGHT ROOMS COMPLETED

The following completed weight room projects are listed alphabetically by school name:

SCHOOL NAME	COMPLETION DATE
Blanche Ely High School	01/2018
Boyd Anderson High School	04/2018
Charles W. Flanagan High School	02/2018
Coconut Creek High School	01/2018
Cooper City High School	11/2018
Coral Glades High School	09/2018
Coral Springs High School	12/2018
Cypress Bay High School	01/2018
Deerfield Beach High School	12/2018
Dillard 6-12 School	01/2018
Everglades High School	01/2018
Fort Lauderdale High School	07/2018
Hallandale Magnet High School	09/2018
Hollywood Hills High School	02/2018
J.P. Taravella High School	07/2018
Lauderhill 6-12 Magnet School	03/2018
Marjory Stoneman Douglas High School	08/2018
McArthur High School	08/2018
Miramar High School	07/2018
Monarch High School	08/2018
Nova High School	01/2018

WEIGHT ROOMS COMPLETED (CONT.)

SCHOOL NAME	COMPLETION DATE
Piper High School	01/2018
Plantation High School	07/2018
Pompano Beach High School	09/2018
South Broward High School	02/2018
South Plantation High School	09/2018
Stranahan High School	01/2018
West Broward High School	09/2018
Western High School	07/2018

SMART FUNDED WEIGHT ROOMS



Coral Glades High



Charles W. Flanagan High



Miramar High



Fort Lauderdale High



South Plantation High



J.P. Taravella High



Marjory Stoneman Douglas High



Cooper City High



Coral Springs High

NORTHEAST HIGH WEIGHT ROOM

The upgrade to **Northeast High School's** weight room faces delays due to changes during the Design phase of its Primary Renovations project.

CURRENT STATUS: HIRE CONTRACTOR PHASE



- Pirtle Construction hired as the new Construction Manager for the school's SMART Renovations in August 2019
- Construction has therefore been extended to a planned completion date of Q4 2020
- The weight room is being relocated to a building that is set for Primary Renovations
- The new location will have new roofing, windows, air conditioning, and electrical work throughout
- The contractor will be able to begin work once renovations have been completed on the building, and can be finished within 90 days of gaining access
- Board approved the GMP on April 21, 2020 and **construction is expected to begin in Q3 2020.**



Section 5

Facilities

Frank Girardi

Executive Director, Capital Programs

Report Provided by the District's Program Managers:

Danny Jardine

CBRE | Heery

Ashley Carpenter

Atkins

TABLE OF CONTENTS

FACILITIES

▶ PRIMARY RENOVATIONS

- ▶ Quarterly Highlights
- ▶ Featured Schools
- ▶ Completed Schools
- ▶ Schools in Construction
- ▶ **BIG 3 Update** – Blanche Ely, Northeast, & Stranahan High Schools
- ▶ **Single Point of Entry (SPE)**
- ▶ Board Actions
- ▶ Change Orders
- ▶ Project Schedule & Budget Flags
- ▶ Holding Vendors Accountable
- ▶ Response to TaxWatch and BOC Questions

▶ SCHOOL CHOICE ENHANCEMENT PROGRAM (SCEP)

- ▶ Highlights & Quarterly Recap
- ▶ Featured Schools
- ▶ Technology Enhancements through SCEP
- ▶ Schools Completed this Quarter
- ▶ Summary of SCEP Projects

▶ PROGRAM COSTS & CONTROLS

- ▶ Hard vs. Soft Costs
- ▶ Risk Assessment

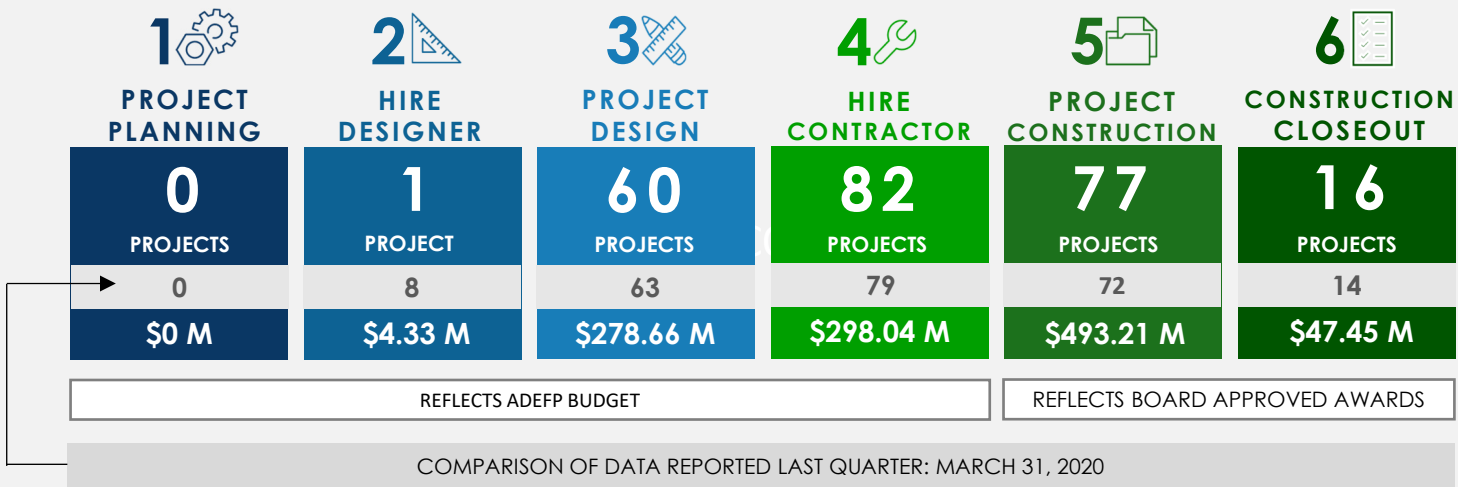
▶ SCHOOL SPOTLIGHTS

- ▶ Understanding the Six-Phase Process
- ▶ Individual School Spotlights

PRIMARY RENOVATIONS HIGHLIGHTS

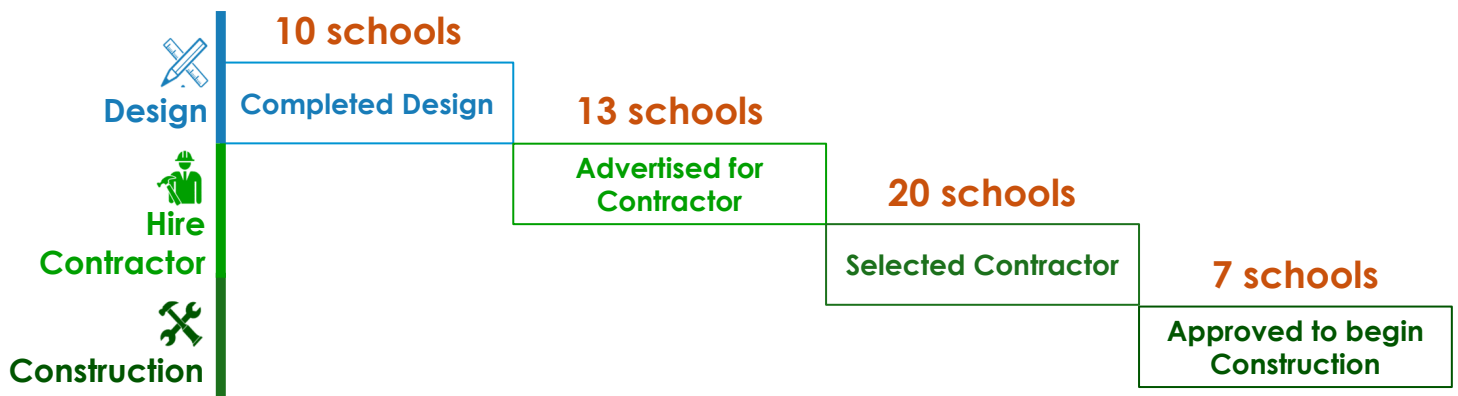
The following highlights are of progress made this quarter. The numbers that appear in the process chart are higher than the amount of schools in the SMART Program because some schools have multiple Primary Renovations projects in multiple phases.

PRIMARY RENOVATIONS PROCESS CHART



KEY PERFORMANCE INDICATORS (KPI's)

The following KPI's are being monitored to track the progress of Primary Renovation projects moving between Design and Construction phases this quarter:



QUARTERLY ACCOMPLISHMENTS

Included below is a snapshot of key highlights for the **Primary Renovation** and **School Choice Enhancement** projects covered within this report.

Data through June 30, 2020.

PRIMARY RENOVATIONS AS OF JUNE 30, 2020



16

SCHOOLS IN
SUBSTANTIAL/FINAL
COMPLETION



77

SCHOOLS IN
CONSTRUCTION



82

SCHOOLS COMPLETED
DESIGN AND ARE
HIRING A CONTRACTOR

BOARD APPROVALS AS OF JUNE 30, 2020



73

BOARD APPROVALS THIS QUARTER

These milestones include but are not limited to Professional Services Agreement (PSA) amendments, change orders, design PSA's, and bid recommendations.

SCHOOL CHOICE ENHANCEMENT AS OF JUNE 30, 2020



8

SCHOOLS COMPLETED THIS QUARTER

of schools with finished SCEP initiatives since last quarter's update, requiring all funding spent on their chosen enhancements

PROGRAM HIGHLIGHTS

SUCCESSSES AND SETBACKS

We continue to monitor progress to identify lessons learned, successes and setbacks, so we can continue to improve the Program.

WHAT WENT WELL:

FOCUS ON PRODUCTIVITY

- ▶ **77 projects in active Construction**
- ▶ **82 projects completed Design phase**
- ▶ **2 additional schools achieved Substantial Completion**
 - Plantation Elementary School
 - Tamarac Elementary School (media center)
- ▶ **7 additional schools nearing completion**

The scope of work is complete; however, final inspections and punch list items need to be completed before these schools can enter Construction Closeout:

 - Annabel C. Perry Pre K-8
 - Atlantic Technical, Arthur Ashe, Jr. Campus
 - Bayview Elementary School
 - Eagle Ridge Elementary School
 - Griffin Elementary School
 - Silver Lakes Elementary School
 - Westwood Heights Elementary School



COVID-19'S IMPACT ON THE PROGRAM

- ▶ As campuses remain vacant, the SMART team continues to leverage the opportunity to move renovations along while maintaining all necessary safety precautions.

PROGRAM HIGHLIGHTS

WHAT DIDN'T GO WELL:

198 TOTAL SCHEDULE FLAGS FOR PRIMARY RENOVATIONS

- ▶ Many of the flags fit into one of the following categories:
 - **Designer Selection** – Eight remaining Year-5 projects were delayed pending a determination on the appropriate delivery method for a design team selection.
 - **Design Delays** – Delays attributed to the designer's failure to meet contractual obligations with submittals, multiple reviews and resubmittals for permitting.
 - **Roofing Assessments** – Delays resulting from the project undergoing a "Reality Check" where it is evaluated for scope clarity before advertising for bid or proceeding with construction.
 - **Initiation by Group Year** – To allow Year 1, 2 & 3 projects to transition into construction first due to market capacity concerns, some Year 4 & 5 projects have been slowed.
 - **Construction** – Delays occurring in construction due to the inability to recover from delays in previous phases, scope revisions or contractor concerns.

FEATURED SCHOOLS:

BENNETT ELEMENTARY SCHOOL & PARKWAY MIDDLE SCHOOL

RE-EVALUATED SCHOOLS

A school's scope of work is sometimes adjusted after further assessment by the District and Project Management Team in order to provide the school with the best facilities possible. Such is the case for Bennett Elementary School and Parkway Middle School.

BENNETT ELEMENTARY SCHOOL

The physical state of the buildings and declining enrollment numbers at **Bennett Elementary School** were two of the central reasons alternative scopes like the following were considered:

- Replacement of older buildings with new buildings
- Replacement of older buildings with new buildings and a shared community space
- Move forward with the original scope


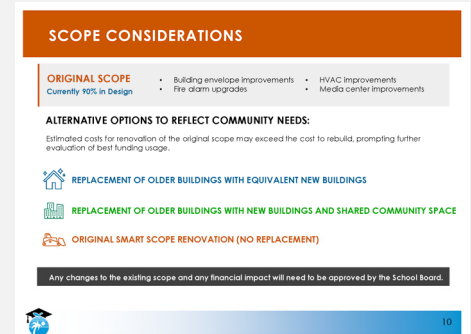

To gather feedback, a survey was sent out to the school community, including parents whose children do not attend Bennett Elementary. Hearing the perspective of parents in the local area who chose to send their children to different schools was essential to the process, as their decision directly impacts the school's enrollment.

Once the feedback is collected, the alternative scopes will be presented to the School Board for approval.

PARKWAY MIDDLE SCHOOL

The process of determining scope alternatives for **Parkway Middle School** was similar to Bennett's in that both schools had concerns surrounding under-enrollment and the condition of its buildings. Unlike Bennett, a singular scope option was presented to the School Board:

- Demolish multiple unused buildings and proceed with essential repairs



FEATURED SCHOOLS

NEWLY COMPLETED SCHOOLS

Since the end of last quarter, projects at Tamarac Elementary School and Plantation Elementary School have entered the final phase of their Primary Renovations, Construction Closeout.

TAMARAC ELEMENTARY SCHOOL

In an effort to expedite the construction process, Primary Renovations at **Tamarac Elementary School** were split into two phases. Phase 1 is underway and phase 2 is completed.

Media center renovations including new carpet and tile for the floor and ceiling were wrapped up right before the end of the quarter.

Phase 1 improvements including roofing, fire sprinklers and HVAC upgrades remain under construction.



PLANTATION ELEMENTARY SCHOOL

Plantation Elementary School entered the Construction Closeout phase in May with the completion of the test and balance of their HVAC system.



16 SCHOOLS IN CLOSEOUT

A school enters the Construction Closeout phase once a Certificate of Occupancy has been issued for the whole project.

16 Schools

Closeout

SCHOOL NAME	CLOSEOUT COMPLETION %	STAGE	SCOPE
COMPLETED THIS QUARTER			
Plantation Elementary School	10%	Substantial Completion	HVAC improvements (Test and Balance)
Tamarac Elementary School – Phase 2	10%	Substantial Completion	Media center improvements
PREVIOUSLY COMPLETED			
Coral Cove Elementary School	10%	Substantial Completion	HVAC improvements
Discovery Elementary School	10%	Substantial Completion	HVAC improvements (Test and Balance)
Pine Ridge Education Center	10%	Substantial Completion	HVAC improvements
Coconut Creek Elementary School	25%	Substantial Completion	Building envelope improvements (roof, windows, exterior wall, etc.), fire alarm, fire sprinklers, and media center improvements, replacement of existing unit ventilators (appr. 43 CRs) with new unit ventilators
Cypress Elementary School	25%	Substantial Completion	Building envelope improvements (roof, windows, exterior wall, etc.), fire sprinklers and media center improvements, replacement of existing unit ventilators (appr. 42) with new unit ventilators, duct and diffusers and safety/security upgrades
Charles W. Flanagan High School	30%	Substantial Completion	Building envelope improvements (roof, windows, exterior wall, etc.), classroom addition to allow for removal of portable buildings and HVAC improvements
Dr. Martin Luther King, Jr. Montessori Academy	35%	Substantial Completion	Building envelope improvements (roof, windows, exterior wall, etc.) and HVAC improvements
Miramar Elementary School	75%	Substantial Completion	Building envelope improvements (roof, windows, exterior wall, etc.) and HVAC improvements

CONSTRUCTION CLOSEOUT STAGES	%
Substantial Completion	0-80%
Final Completion	80-100%
Board Approved	100%

16 SCHOOLS IN CLOSEOUT (cont.)

16 Schools

Closeout

SCHOOL NAME	CLOSEOUT COMPLETION %	STAGE	SCOPE
PREVIOUSLY COMPLETED			
Cypress Run Education Center	100%	Final Completion	HVAC improvements
Indian Ridge Middle School	100%	Board Approved	Art room renovation and equipment, building envelope improvements (roof, windows, exterior wall, etc.), conversion of existing space to music and/or art lab(s), HVAC improvements and music room renovation
Manatee Bay Elementary School	100%	Board Approved	Art room renovations and equipment, building envelope improvements (roof, windows, exterior wall, etc.), conversion of existing space to music and/or art lab(s), HVAC improvements, music room renovation
McNicol Middle School	100%	Final Completion	Building envelope improvements (roof, windows, exterior wall, etc.), conversion of existing space to music and/or art lab(s), fire sprinklers and HVAC improvements, music room renovation
Palm Cove Elementary School	100%	Board Approved	Building envelope improvements (roof, windows, exterior wall, etc.) and HVAC improvements
Silver Shores Elementary School	100%	Board Approved	Building envelope improvements (roof, windows, exterior wall, etc.) and HVAC improvements

CLOSEOUT STAGES	%
Substantial Completion	0-80%
Final Completion	80-100%
Board Approved	100%

FEATURED SCHOOLS: NEARING THE FINISH LINE

DATA REPRESENTS APRIL 1, 2020 – JUNE 30, 2020

Below are several schools with finished projects ready to be utilized by students and staff; however, punch list items and final inspections remain before they can enter the Construction Closeout phase.

ANNABEL C. PERRY PRE K-8



- Roofing
- Media center renovation
- Electrical upgrades, fire alarm, fire sprinklers & HVAC improvements



ATLANTIC TECHNICAL, ARTHUR ASHE, JR. CAMPUS



- Roofing
- Fire alarm improvements


BAYVIEW ELEMENTARY SCHOOL



- Roofing
- Exterior painting
- HVAC improvements



EAGLE RIDGE ELEMENTARY SCHOOL



- HVAC improvements
- Fire alarm improvements

FEATURED SCHOOLS: NEARING THE FINISH LINE

DATA REPRESENTS APRIL 1, 2020 – JUNE 30, 2020

GRIFFIN ELEMENTARY SCHOOL



- Media center improvements
- Playground upgrades
- Roofing
- Replacement of emergency exit signs, fire alarm & HVAC improvements



SILVER LAKES ELEMENTARY SCHOOL



- Roofing
- HVAC improvements

WESTWOOD HEIGHTS ELEMENTARY SCHOOL



- Roofing
- Media center improvements
- HVAC improvements



FEATURED SCHOOLS IN CONSTRUCTION

DATA REPRESENTS APRIL 1, 2020 – JUNE 30, 2020

Included below are highlights of a few of the 77 projects currently in the Construction phase.


FAIRWAY ELEMENTARY SCHOOL



Media center renovations and roofing repairs on multiple buildings are in progress and air handling units are being replaced throughout the campus.



GULFSTREAM ACADEMY OF HALLANDALE BEACH K-8



Additional classrooms have been added to the campus and walls have been replaced. Work is currently being done on multiple buildings as well as HVAC, fire alarm and fire sprinklers upgrades.

LIBERTY ELEMENTARY SCHOOL



The music/art room was demolished in preparation for the room's renovation. Since then, upgrades including fresh paint on the walls and the installation of a new carpet have begun. Work on the rooftop condensing unit is complete while work continues on classroom AC units.



PIPER HIGH SCHOOL



The chemistry lab has been demolished and renovations are already underway. HVAC improvements are also in progress with roofing repairs scheduled to begin soon.

SCHOOLS IN CONSTRUCTION

77 projects are in active Construction at 75 schools.

Included below is a summary breakdown of schools in construction:

COMPLETION PERCENTAGE	
96-99%	7 schools
76-95%	12 schools
51-75%	15 schools
26-50%	22 schools
0-25%	21 schools

For the following schools, the scope of work is complete; however, final inspections and punch list items need to be completed before they can enter Construction Closeout.

7 Schools

96-99% Complete

SCHOOL NAME	%	DISTRICT	SCOPE
Annabel C. Perry Pre K - 8	98%	1	Building envelope (roof, windows, exterior wall, etc.), electrical, fire alarm, fire sprinklers, and HVAC improvements
Griffin Elementary School	98%	6	Building envelope (roof, windows, exterior wall, etc.), fire alarm, HVAC, media center, P.E./athletic, and safety / security improvements
Atlantic Technical, Arthur Ashe, Jr Campus	99%	5	Building envelope (roof, windows, exterior wall, etc.) and fire alarm improvements
Bayview Elementary School	99%	3	Building envelope (roof, windows, exterior wall, etc.) and HVAC improvements
Eagle Ridge Elementary School	99%	4	Fire alarm & HVAC improvements
Silver Lakes Elementary School	99%	2	Building envelope (roof, windows, exterior wall, etc.) and HVAC improvements
Westwood Heights Elementary School	99%	3	Building envelope (roof, windows, exterior wall, etc.), HVAC and media center improvements

SCHOOLS IN CONSTRUCTION (cont.)

12 Schools

76-95% Complete

SCHOOL NAME	%	DISTRICT	SCOPE
Pompano Beach Elementary School	95%	7	Building envelope improvements (roof, windows, exterior wall, etc.), electrical improvements, fire alarm, fire sprinklers, HVAC improvements, improvements to or replacement of building 3
The Quest Center	95%	1	Electrical improvements, fire alarm, HVAC improvements, safety / security upgrade
Everglades High School	94%	2	Building envelope improvements (roof, windows, exterior wall, etc.) and HVAC improvements.
Marjory Stoneman Douglas High School (Classroom Addition)	94%	4	New addition to replace building 12 (State funded)
Cypress Bay High School (Primary Renovation)	90%	6	Building envelope improvements (roof, windows, exterior wall, etc.), HVAC improvements and safety / security upgrade
Pinewood Elementary School	90%	4	Building envelope improvements (roof, windows, exterior wall, etc.), fire sprinklers, HVAC improvements, media center improvements
Sunland Park Academy	92%	5	Building envelope improvements (roof, windows, and exterior wall) and fire alarm
Lauderdale Lakes Middle School	90%	5	Fire alarm, fire sprinklers, media center improvements, roof repair, stucco and waterproof, interior repairs, HVAC - evaluation, test and balance and repair. replace fb in 4 ahus and provide dehumidification.
Morrow Elementary School	90%	4	ADA stage lift, electrical improvements, fire sprinkler protection and fire alarm, HVAC improvements, media center improvements
Sunset Lakes Elementary School	88%	2	Building envelope improvements (roof, windows, exterior wall, etc.) and HVAC improvements
West Hollywood Elementary School	86%	1	Building envelope improvements (roof, windows, and exterior wall), fire alarm and HVAC improvements
Gulfstream Academy of Hallandale Beach K-8 (f.k.a. Hallandale Adult & Community Center)	80%	1	Building envelope improvements (roof, windows, exterior wall, etc.), electrical improvements, fire sprinklers, HVAC improvements, improvements to or replacement of building 1, improvements to or replacement of building 12, improvements to or replacement of building 7, improvements to or replacement of building 9, media center improvements, safety / security upgrade

SCHOOLS IN CONSTRUCTION (cont.)

15 Schools

51-75% Complete

SCHOOL NAME	%	DISTRICT	SCOPE
Mirror Lake Elementary School	75%	5	Building envelope improvements (roof, windows, exterior wall, etc.), fire sprinklers, HVAC improvements, media center improvements
Bright Horizons Center	73%	7	Building envelope improvements (roof, windows, exterior wall, etc.), fire alarm, fire sprinklers and HVAC improvements.
Quiet Waters Elementary School	72%	7	Art room renovation and equipment, building envelope improvements (roof, windows, exterior wall, etc.), conversion of existing space to music and/or art lab(s), fire sprinklers, HVAC improvements, music room renovation
Sandpiper Elementary School	70%	6	Fire alarm and HVAC improvements
Silver Trail Middle School	67%	2	HVAC improvements and re-roofing of existing building 1 and part of building 2
Tamarac Elementary School - Phase 1	66%	4	Building envelope improvements (roof, windows, exterior wall, etc.), fire sprinklers, HVAC improvements
Castle Hill Elementary School	65%	5	Building envelope improvements (roof, windows, exterior wall, etc.), fire alarm, fire sprinklers, HVAC improvements, media center improvements
McNab Elementary School	65%	3	Building envelope improvements (roof, windows, exterior wall, etc.) and HVAC improvements
Pompano Beach Middle School	65%	7	Building envelope improvements (roof, windows, exterior wall, etc.), fire alarm, fire sprinklers, HVAC improvements, improvements to (or replacement of) building 5, media center improvements, new SBS modified roof and accessories on buildings 1, 2, 3, 5 and 8 incl. canopies (excluding aluminum canopies).
Rock Island Elementary School	65%	5	Building envelope improvements (roof, windows, exterior wall, etc.) and HVAC improvements
Silver Ridge Elementary School	65%	6	Building envelope improvements (roof, windows, exterior wall, etc.) and HVAC improvements
Fairway Elementary School	60%	2	Building envelope improvements (roof, windows, exterior wall, etc.), electrical improvements, fire alarm, HVAC improvements, media center improvements and safety / security upgrade
North Side Elementary School	60%	3	Building envelope improvements (roof, windows, exterior wall, etc.) and HVAC improvements
Pioneer Middle School	55%	6	Building envelope improvements (roof, windows, exterior wall, etc.), fire sprinkler protection. upgrade lighting to t8 and emergency lighting, HVAC improvements, media center improvements, and safety / security upgrade
Fort Lauderdale High School	53%	3	Building envelope improvements (roof, windows, and exterior wall), electrical improvements and HVAC improvements

SCHOOLS IN CONSTRUCTION (cont.)

SCHOOL NAME	%	DISTRICT	SCOPE	22 Schools	26-50% Complete
Banyan Elementary School	50%	5	Building envelope improvements (roof, windows, exterior wall, etc.), HVAC improvements and media center improvements		
Blanche Ely High School	50%	7	ADA stage lift, building envelope improvements (roof, windows, exterior wall, etc.) incl. bldg. #4, fire sprinklers, gymnasium accessibility, HVAC improvements, IAQ & fascia replacement, media center improvements, outdoor dining renovation & stem lab improvements		
Gator Run Elementary School	50%	6	Building envelope improvements (roof, windows, exterior wall, etc.), art room renovation and equipment, conversion of existing space to music and/or art lab(s), HVAC improvements, music room renovation		
Liberty Elementary School	50%	7	Conversion of existing space to music and/or art lab(s), HVAC improvements, music room renovation, PE/athletic improvements		
West Broward High School	50%	2	HVAC improvements (test and balance)		
Lake Forest Elementary School	49%	1	Building envelope improvements (roof, windows, exterior wall, etc.) and HVAC improvements		
Stranahan High School	47%	3	Electrical improvements, fire alarm, fire sprinklers, HVAC improvements, media center improvements, replace non-ADA compliant concrete ramps and install aluminum canopies, roof and loggias replacement, stem lab improvements		
Ramblewood Elementary School	46%	4	Building envelope improvements (roof, windows, exterior wall, etc.), fire sprinklers, HVAC improvements, media center improvements & pe/athletic improvements		
Colbert Museum Magnet	45%	1	Building envelope improvements (roof, windows, exterior wall, etc.), HVAC improvements and safety / security upgrade.		
James S. Rickards Middle School	45%	3	Building envelope improvements (roof, windows, exterior wall, etc.), electrical improvements, fire alarm, fire sprinklers, HVAC improvements, media center improvements, safety / security upgrade		
Nova High School	43%	6	Building envelope improvements (roof, windows, exterior wall, etc.), art room renovation and equipment, electrical improvements, fire alarm, HVAC improvements, media center improvements, music room renovation, safety / security upgrade, stem lab improvements		
Cypress Bay High School (Classroom Addition)	42%	6	CR addition - prep work & CR addition to allow for removal of portable buildings		
Dillard 6-12 School	40%	5	Building envelope improvements (roof, windows, exterior wall, etc.), electrical improvements, fire sprinklers, HVAC improvements and safety / security upgrade		
Maplewood Elementary School (Phase 2)	40%	4	HVAC improvements and media center improvements		

SCHOOLS IN CONSTRUCTION (cont.)

SCHOOL NAME	%	DISTRICT	SCOPE	22 Schools	26-50% Complete
Seagull Alternative High School	40%	3	Building envelope improvements (roof, windows, exterior wall, etc.), fire alarm, fire sprinklers, HVAC improvements & media center improvements		
Sunrise Middle School	40%	3	Building envelope improvements (roof, windows, exterior wall, etc.), electrical improvements, fire sprinklers, HVAC improvements, safety / security upgrade		
Forest Glen Middle School	39%	4	Building envelope improvements (roof, windows, exterior wall, etc.), fire sprinklers and HVAC improvements		
Oakridge Elementary School	35%	1	Building envelope improvements (roof, windows, exterior wall, etc.), fire alarm, HVAC improvements, improvements to building 2 & media center improvements		
Sea Castle Elementary School	35%	2	ADA stage lift, building envelope improvements (roof, windows, exterior wall, etc.), fire alarm, HVAC improvements		
Riverland Elementary School	32%	3	Building envelope improvements (roof, windows, exterior wall, etc.) and HVAC improvements		
Everglades Elementary School	30%	6	Building envelope improvements (roof, windows, exterior wall, etc.) and HVAC improvements.		
Hollywood Hills High School	28%	1	Electrical improvements, fire alarm, fire sprinklers, HVAC improvements media center improvements, roof replacement, safety / security upgrade, stem lab improvements		

SCHOOL NAME	%	DISTRICT	SCOPE	21 Schools	0-25% Complete
Forest Hills Elementary School	25%	4	Building envelope improvements (roof, windows, exterior wall, etc.), fire sprinklers, media center improvements		
Falcon Cove Middle School	24%	6	Building envelope improvements (roof, windows, exterior wall, etc.), CR addition to allow for removal of portable buildings, HVAC improvements		
Dave Thomas Education Center - East	20%	7	Building envelope improvements (roof, windows, exterior wall, etc.) and HVAC improvements.		
Maplewood Elementary School (Phase 1)	20%	4	ADA restrooms & fire sprinkler @ restrooms, building envelope improvements (roof, windows, exterior wall, etc.), fire alarm		
Embassy Creek Elementary School	17%	6	Art room renovation and equipment, building envelope improvements (roof, windows, exterior wall, etc.), conversion of existing space to music and/or art lab(s), fire alarm, HVAC improvements, music room renovation		
Riverglades Elementary School	17%	4	Building envelope improvements (roof, windows, exterior wall, etc.), fire alarm, fire sprinklers, HVAC improvements,		

SCHOOLS IN CONSTRUCTION (cont.)

21 Schools

0-25% Complete

SCHOOL NAME	%	DISTRICT	SCOPE
Chapel Trail Elementary School	15%	2	Building envelope improvements (roof, windows, exterior wall, etc.), fire alarm, and HVAC improvements
Walker Elementary School	15%	5	Building envelope improvements (roof, windows, exterior wall, etc.), fire alarm, and HVAC improvements
Westchester Elementary School	15%	4	Building envelope improvements (roof, windows, exterior wall, etc.), electrical improvements, fire sprinklers, HVAC improvements, media center improvements, ADA restrooms, replace fire alarm, drainage improvements
Hawkes Bluff Elementary School	10%	2	Building envelope improvements (roof, windows, exterior wall, etc.) and HVAC improvements
Pembroke Pines Elementary School	10%	1	Building envelope improvements (roof, windows, exterior wall, etc.), electrical improvements, HVAC improvements, media center improvements, safety / security upgrade
Stirling Elementary School	8%	1	Building envelope improvements (roof, windows, exterior wall, etc.) and HVAC improvements
Eagle Point Elementary School	5%	6	Art room renovation and equipment, Building envelope improvements (roof, windows, exterior wall, etc.), conversion of existing space to music and/or art lab(s), fire alarm, HVAC improvements, music room renovation
Norcrest Elementary School	5%	7	Building envelope improvements (roof, windows, exterior wall, etc.), HVAC improvements, media center improvements
Piper High School	5%	5	Building envelope improvements (roof, windows, exterior wall, etc.), electrical improvements, fire sprinklers, HVAC improvements, media center improvements, safety/security upgrade, STEM Lab improvements
Davie Elementary School	1%	6	Building envelope improvements (roof, windows, exterior wall, etc.), fire sprinklers, HVAC improvements, media center improvements, safety/security upgrade
Hollywood Park Elementary School	1%	1	Building envelope improvements (roof, windows, exterior wall, etc.), electrical improvements, fire sprinklers, HVAC improvements, media center improvements
New River Middle School	1%	3	Building envelope improvements (roof, windows, exterior wall, etc.) and HVAC improvements
Oakland Park Elementary School	1%	3	Building envelope improvements (roof, windows, exterior wall, etc.), electrical improvements, fire alarm, HVAC improvements,
Ramblewood Middle School	1%	4	Building envelope improvements (roof, windows, exterior wall, etc.), electrical improvements, fire sprinklers, HVAC improvements, media center improvements, safety/security upgrade
William E. Dandy Middle School	1%	5	Building envelope improvements (roof, windows, exterior wall, etc.), fire alarm, fire sprinklers, HVAC improvements, improvements to or replacement of building 18, safety / security upgrade

BIG 3 HIGHLIGHTS

Blanche Ely High School, Northeast High School, and Stranahan High School SMART Program updates for the quarter ending June 30, 2020.

BLANCHE ELY HIGH SCHOOL



NORTHEAST HIGH SCHOOL

STRANAHAN HIGH SCHOOL





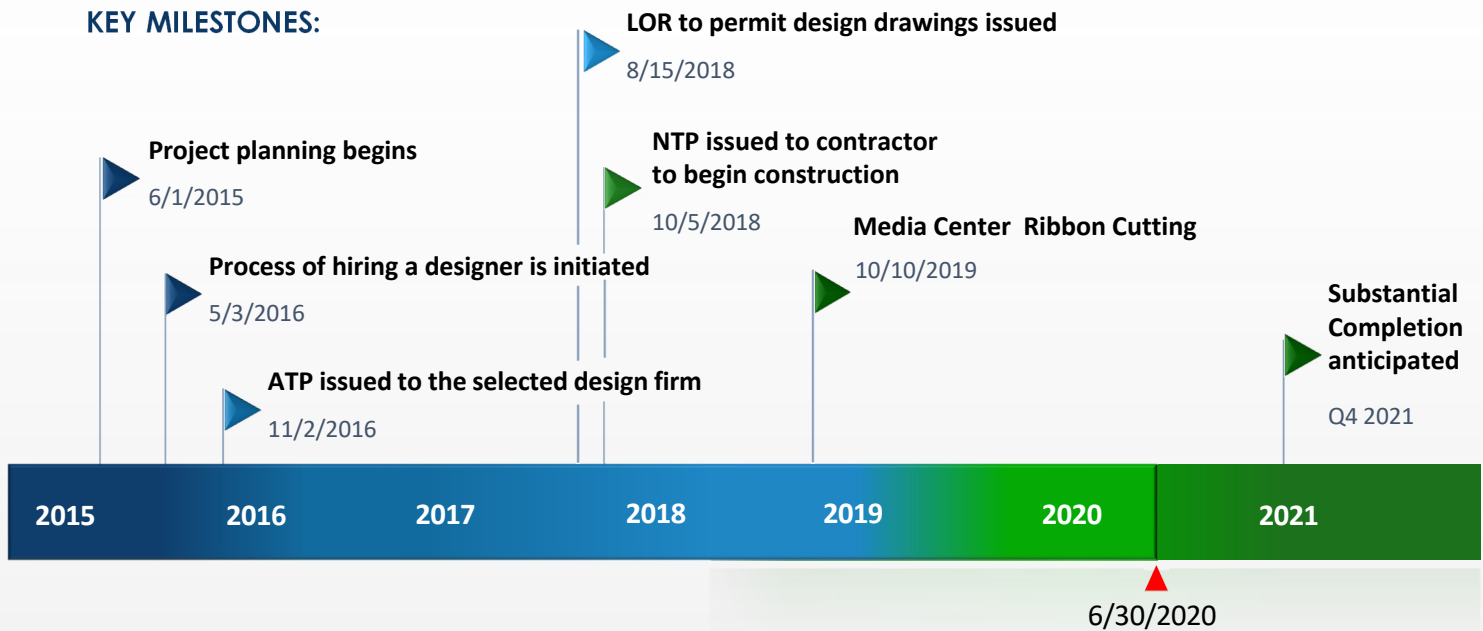
BLANCHE ELY HIGH SCHOOL

PRIMARY RENOVATIONS: CONSTRUCTION PHASE 50%

After experiencing obstacles in the Design phase, Blanche Ely's Primary Renovation project has progressed since entering the Construction phase. Half of its renovations are now complete, including the media center, outdoor dining area, restroom, concession stand improvements in Building 14 and more.

The project has experienced delays resulting from the length of time taken to obtain an NTP for construction, as well as a roofing sub-permit. The Program Management team is working with the contractor to regain time and finalize a contractual completion date.

KEY MILESTONES:





BLANCHE ELY HIGH SCHOOL

PRIMARY RENOVATIONS: **CONSTRUCTION PHASE 50%**

MEDIA CENTER - **COMPLETE** ✓

Flooring, ceiling tiles, furniture, circulation desk, and lighting installation

OUTDOOR DINING STRUCTURE - **SUBSTANTIALLY COMPLETE**

Roofing work and final paint touch ups

Dining tables and ceiling fans installed

IN PROGRESS

BUILDING 1

Interior chilled water piping replaced
AHU replacements

BUILDING 2

STEM lab construction | 85% complete
Weight room fire sprinklers & ceiling work | 80% complete
Restroom renovations | 60% complete
HVAC upgrades | 80% complete

BUILDING 4

HVAC chiller upgrades

BUILDING 14

STEM lab construction | 80% complete
Weight room fire sprinkler & ceiling work | 80% complete
Restroom renovations | 30% complete
HVAC upgrades | 80% complete

BUILDING 15

Final HVAC and electrical inspections in progress

BUILDING 18

STEM lab #815 construction | 55% complete
STEM lab #806 construction | 50% complete
STEM lab #841 construction | 50% complete

BUILDING 26

STEM lab construction



DUCT HEATER UPGRADE



HVAC UPGRADES



RESTROOM UPGRADES



BLANCHE ELY HIGH SCHOOL

SCHOOL CHOICE ENHANCEMENT: **COMPLETE** ✓

ITEMS DELIVERED AND INSTALLED:

- ▶ Media backdrop
- ▶ Bracket kits with ActivBoards
- ▶ Projectors
- ▶ Tables
- ▶ Chairs
- ▶ Science equipment
- ▶ Digital classroom upgrades
- ▶ Heart models
- ▶ Podium
- ▶ Laptops & adapters




ATHLETICS: **COMPLETE** ✓

- ▶ Weight room renovations
- ▶ Track upgrades





BLANCHE ELY HIGH SCHOOL



Building 1



Building 2



Building 2



Building 4



Building 4



Building 14



Building 18



Building 18



Building 18

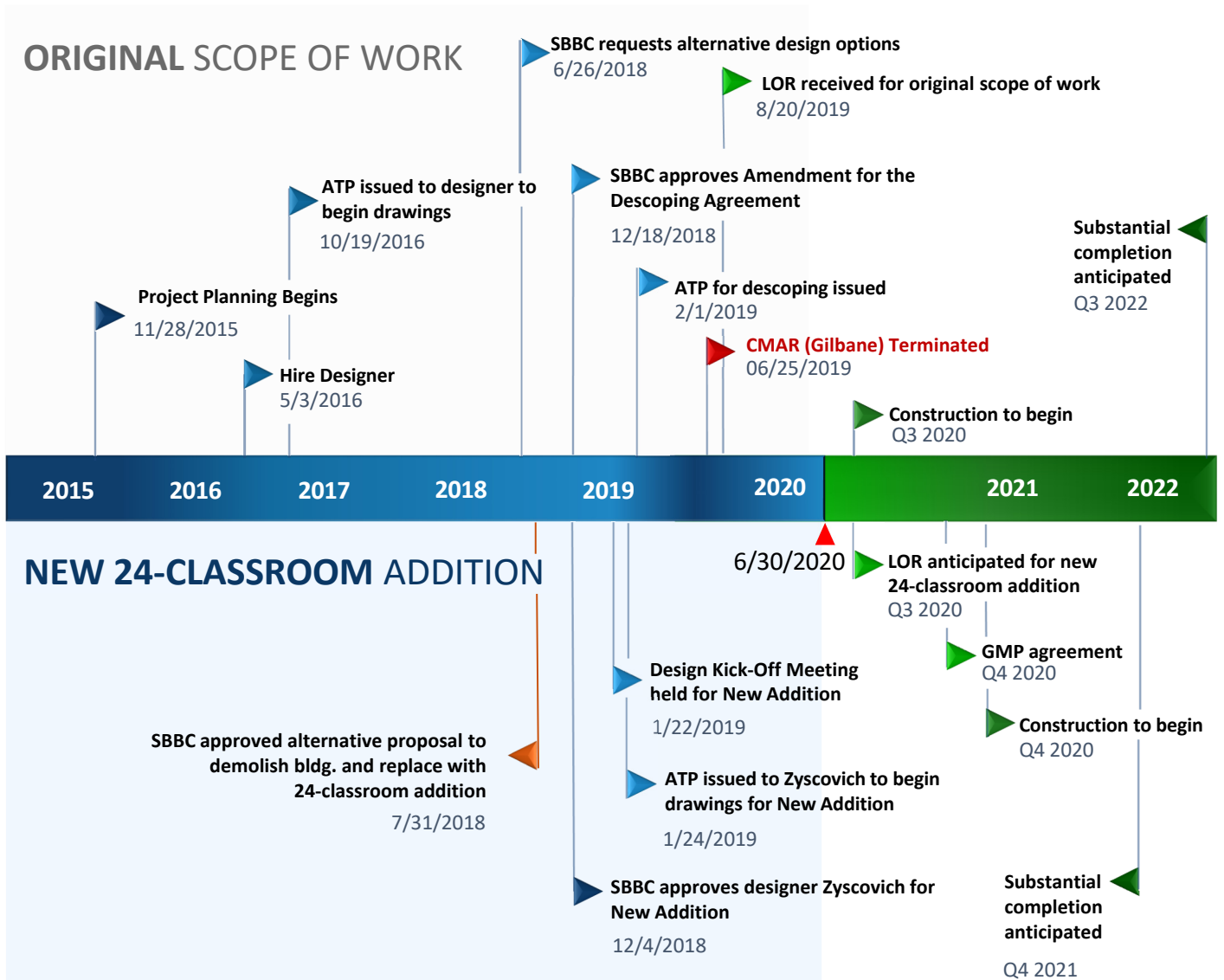


NORTHEAST HIGH SCHOOL

PRIMARY RENOVATIONS: ORIGINAL SCOPE & NEW ADDITION

The Design phase for Northeast High School presented a number of challenges and complexities, with a separated scope of work for the new 24-classroom building contributing to the length of time spent in this phase.

KEY MILESTONES:





NORTHEAST HIGH SCHOOL

ORIGINAL SCOPE

PRIMARY RENOVATIONS (PHASE 1): **HIRING CONTRACTOR 98%**

- ▶ School Board approved the Construction Manager Agreement with Pirtle Construction Company to replace Gilbane as the Construction Manager
- ▶ Contractors have mobilized and are only awaiting a Notice to Proceed (NTP) to provide the official green light to begin construction this summer
- ▶ Campus improvements will primarily consist of roofing repairs, HVAC upgrades, fitness center renovation, STEM lab upgrades, and other structural enhancements



NEW CLASSROOM ADDITION

PRIMARY RENOVATIONS (PHASE 2): **DESIGN PHASE 95%**

- ▶ The new addition to Northeast High School will consist of:
 - ▶ 17 classrooms
 - ▶ 5 business education labs
 - ▶ 2 art rooms
- ▶ Development of the new addition is nearing the completion of its Design phase with construction documents submitted for review by the Building Department
- ▶ Once the review process is finished and the permit has been received, the new addition will go to the School Board for approval to begin construction





NORTHEAST HIGH SCHOOL

SCHOOL CHOICE ENHANCEMENT: IMPLEMENTATION PHASE 94%

ITEMS DELIVERED AND INSTALLED:

- ▶ Outdoor trash receptacles
- ▶ Science equipment
- ▶ Golf carts
- ▶ Scoring tables
- ▶ Digital marquee
- ▶ Gym scoreboards (2)
- ▶ Football scoreboard
- ▶ Electric strikes (2)
- ▶ Standalone door alarms
- ▶ Window wraps



The school has elected to hold on to the remaining dollars until the Primary Renovations are complete.

ATHLETICS: PENDING



- ▶ Weight room improvements are tied to the school's Primary Renovations, and because the Primary Renovations project has been altered in Design, the weight room cannot proceed until the revised drawings have been permitted and approved. Once the contractor has achieved occupancy of the future weight room's location, the vendor will start the installation process, which can be completed within 90 days of the start.

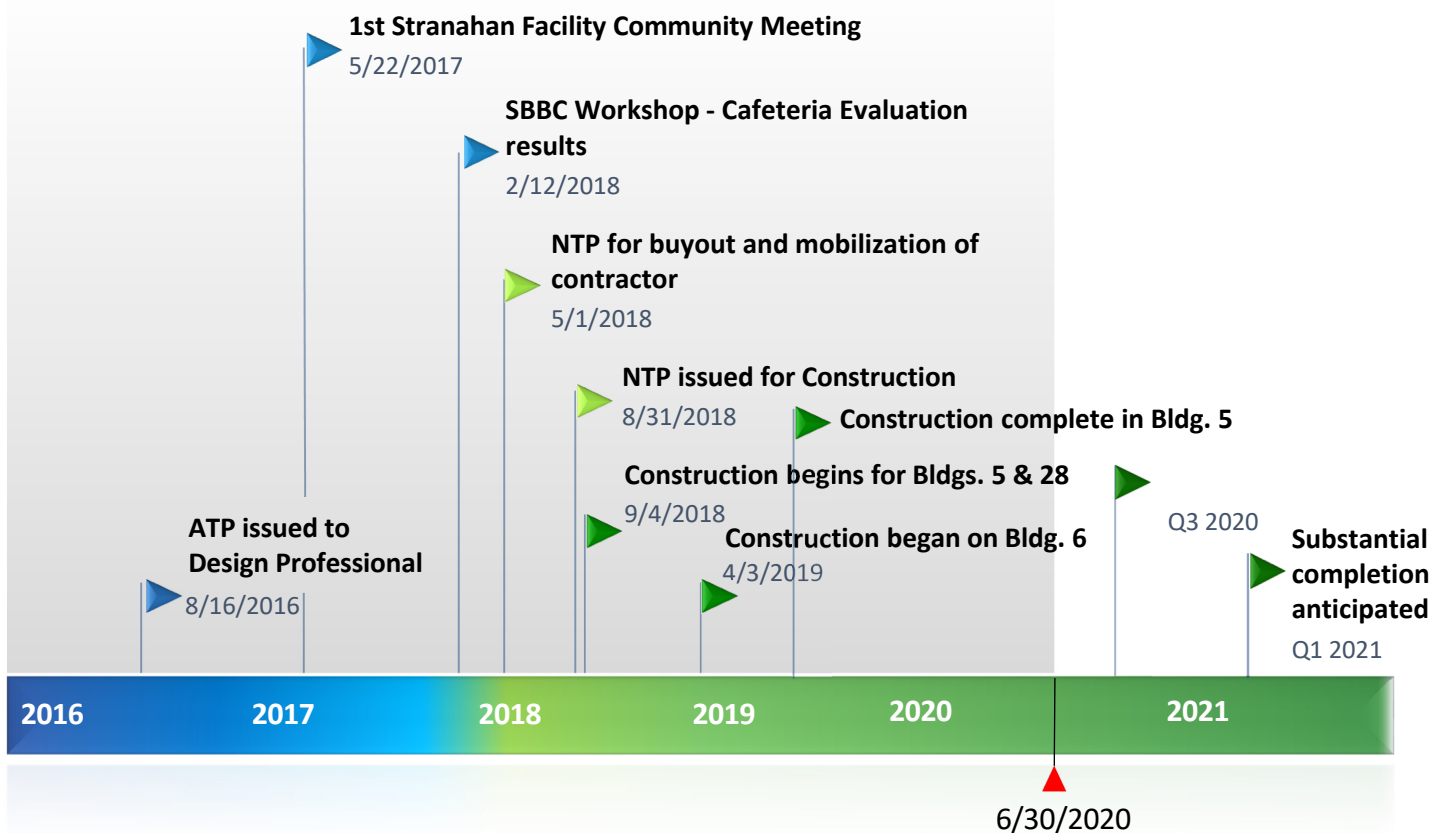


STRANAHAN HIGH SCHOOL

PRIMARY RENOVATIONS: CONSTRUCTION PHASE 47%

Although Stranahan's Primary Renovations project experienced early challenges, construction has been active at the school since September 2018, and its scheduled enhancements have made steady progress.

KEY MILESTONES:





STRANAHAN HIGH SCHOOL

PRIMARY RENOVATIONS: **CONSTRUCTION PHASE 44%**

BUILDING 5 - COMPLETE ✓

Re-roofing work

HVAC replacements

Restroom upgrades

New aluminum canopy and ramp

BUILDING 7 - COMPLETE ✓

Re-roofing work, interior work for restroom upgrades, ceiling tiles, electrical, and HVAC replacement of AHUs and ducts

BUILDING 15 (GYMNASIUM) - COMPLETE ✓

Air handling units and piping installed

IN PROGRESS

BUILDINGS 1

HVAC upgrades on the 1st floor | 95% complete

Window replacements and re-roofing

BUILDINGS 2 & 3

Roofing lightweight and installation | 30% complete

Electrical panel and transformer replacement | 100% complete

Replacement of HVAC air handling units

BUILDING 4

HVAC unit ventilator installation | 99% complete

Media center demolition | 40% complete

Roof replacement | 40% complete

Replacement of HVAC air handling units | 95% complete





STRANAHAN HIGH SCHOOL

PRIMARY RENOVATIONS: **CONSTRUCTION PHASE 47%**

IN PROGRESS

BUILDING 6

Re-roofing work | 97% complete

Aluminum canopy | 100% complete

Interior work for restroom upgrades: ceiling tiles, electrical and HVAC ducts | 100% complete

Replacement of HVAC air handling units | 85% complete

Business STEM lab renovations | 85% complete

BUILDING 9

Fire sprinkler upgrades | 99% complete

Bathroom renovation | 40% complete

BUILDINGS 13 & 14

Re-roofing – demolition and temp layer | 99% complete

HVAC upgrades | 75% complete

BUILDING 15

Roofing – demolition and temp layer | 98% complete

BUILDING 20

Fabrication lab renovations | 15% complete

BUILDING 23

Nursing lab upgrades | 15% complete

FIRE ALARM IMPROVEMENTS ONGOING ACROSS CAMPUS

CAFETERIA ADDITION / RENOVATIONS: DESIGN PHASE 55%

50% REDESIGN UNDER FACILITIES REVIEW

REDESIGN AND PSA AMENDMENT APPROVED AT FEBRUARY 4 BOARD MEETING



STRANAHAN HIGH SCHOOL

SCHOOL CHOICE ENHANCEMENT: **IMPLEMENTATION PHASE 84%**

ITEMS DELIVERED AND INSTALLED:

- ▶ 50" TVs
- ▶ Outdoor picnic benches
- ▶ Projectors
- ▶ Document cameras
- ▶ Printers
- ▶ Scientific calculators
- ▶ Student laptops
- ▶ Column wraps
- ▶ Digital marquee
- ▶ PA system
- ▶ Office furniture



The school is deliberating how to use the remaining dollars (\$13,219.84).

ATHLETICS: **COMPLETE**



- ▶ Weight room renovations
- ▶ Track upgrades



STRANAHAN HIGH SCHOOL



Building 6



Buildings 4, 5, 6 & 7



Building 9

SINGLE POINT OF ENTRY



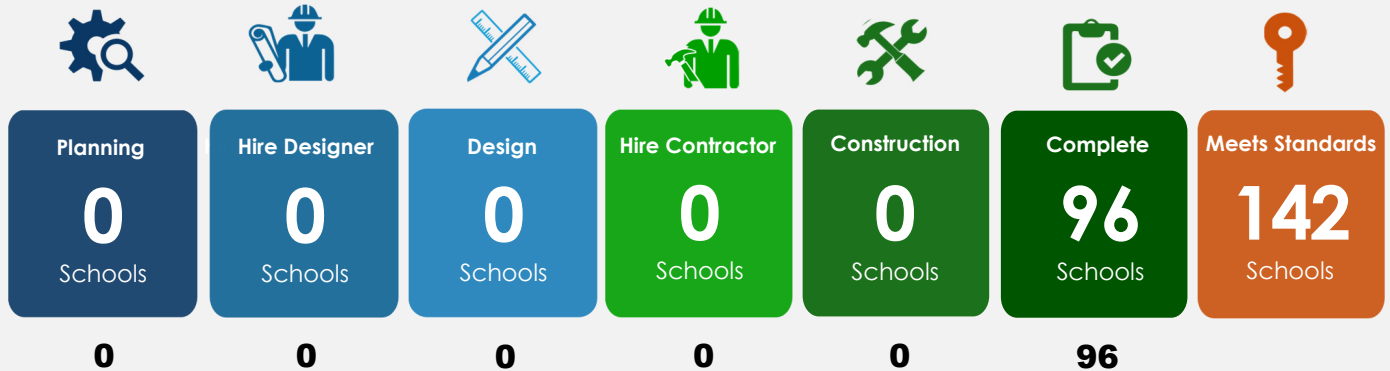
The safety and security of students and staff at all Broward County Public schools remains a central focus of the SMART Program.

SINGLE POINT OF ENTRY AT ALL SCHOOLS ARE COMPLETE AND WERE OPERATIONAL BY THE START OF THE 2019 SCHOOL YEAR.

Due to the sensitive nature of the projects and concerns for safety, the Bond Oversight Committee (BOC) Report no longer includes details about the individual statuses of Single Point of Entry (SPE) projects.

SINGLE POINT OF ENTRY SUMMARY

Data through June 30, 2020



Comparison of previously reported data: **March 31, 2020**

BOARD ACTIONS

QUARTERLY RECAP

As projects move through the Design and Construction phases, key milestones along the way require School Board approval. These milestones include the selection of a Design team, the approval of the Professional Services Agreement (PSA) between the Design team and the District, authorization to advertise for a contractor, and approval of the agreement written for the selected contractor.

Below are projects that achieved a milestone last quarter:

April 1, 2020 – June 30, 2020

73 BOARD ACTIONS

ADVERTISE FOR CMAR

Board approves process of seeking RFQs for construction management at risk services

16

Previously Reported: 4

Cresthaven Elementary School
 Deerfield Beach High School
 Deerfield Beach Middle School
 Driftwood Elementary School
 Driftwood Middle School
 Eagle Point Elementary School
 Indian Ridge Middle School
 Lyons Creek Middle School
 Manatee Bay Elementary School
 Maplewood Elementary School
 Monarch High School
 New Renaissance Middle School
 Pasadena Lakes Elementary School
 Sheridan Technical High School
 Silver Lakes Middle School
 South Plantation High School

ADVERTISE FOR BIDS

Board approves process of seeking bids from contractors

11

Previously Reported: 10

Charles Drew Elementary School
 Charles Drew Family Resource Center
 Coral Glades High School
 Coral Park Elementary School
 Coral Springs Pre K-8
 Larkdale Elementary School
 Nob Hill Elementary School
 Parkside Elementary School
 Plantation Park Elementary School
 Sawgrass Elementary School
 Whiddon-Rogers Education Center

BID RECOMMENDATIONS

Board approves a bid from a contractor after review and evaluation (ITB delivery method)

20

Previously Reported: 10

Central Park Elementary School
 Challenger Elementary School
 Deerfield Beach Elementary School
 Deerfield Park Elementary School
 Dillard Elementary School
 Driftwood Middle School
 Flamingo Elementary School
 Floranada Elementary School
 Fox Trail Elementary School
 Gator Run Elementary School
 Hollywood Central Elementary School
 Lakeside Elementary School
 Margate Elementary School
 Nova Middle School
 Panther Run Elementary School
 Park Lakes Elementary School
 Royal Palm STEM Museum Magnet
 Virginia Shuman Young Montessori
 Winston Park Elementary School
 Westpine Middle School

BOARD ACTIONS QUARTERLY RECAP

CONTINGENCY FUNDS

Board approves the directive or change in allocation of contingency funds

1

Previously Reported: 0

Western High School

CMAR AMENDMENTS

Board approves amendment to contract with recommended CMAR

3

Previously Reported: 0

Dillard Elementary School
North Fork Elementary School
Wingate Oaks Center

ADDITIONAL FUNDING

Board approves additional funding

2

Previously Reported: 2

Blanche Ely High School
Stranahan High School

PSA AMENDMENTS

Board approves modifications to the original scope and/or service fees

8

Previously Reported: 0

Cresthaven Elementary School
Deerfield Beach High School
Deerfield Beach Middle School
Lyons Creek Middle School
Monarch High School
New Renaissance Middle School
Sheridan Technical High School
Silver Lakes Middle School

TERMINATIONS

Board approves termination of a Designer or Construction Manager

1

Previously Reported: 1

Northeast High School

CHANGE ORDERS

Board approves change in scope that do not have financial impact this quarter

10

Previously Reported: 7

Annabel C. Perry Pre K-8 (2 & 3)
Charles W. Flanagan High School
Eagle Ridge Elementary School
Falcon Cove Middle School
Hollywood Hills High School
Lake Forest Elementary School
McNab Elementary School
Silver Trail Middle School
Stranahan High School

CAMPUS OPTIONS

Board approves modifications to the original scope and/or service fees

1

Parkway Middle School

CHANGE ORDERS

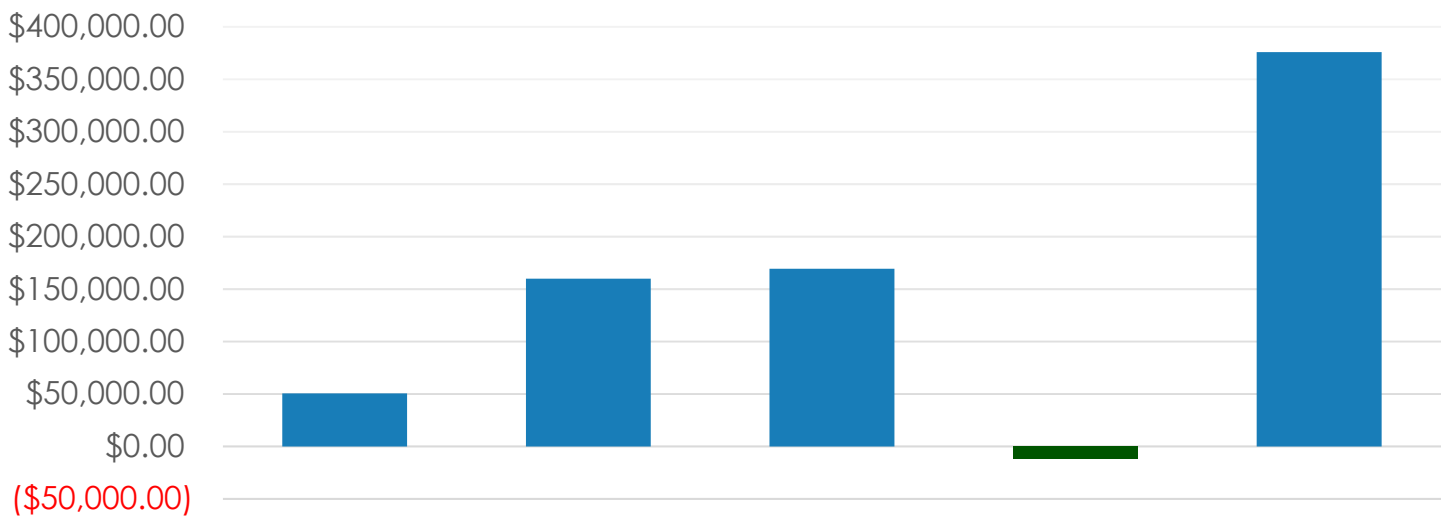
TRACKING AND REPORTING CHANGE ORDERS

As projects continue to move from Design to Construction, the SMART team has committed to tracking Change Orders as they occur and reporting on their relative impact.

- ▶ Change orders are currently tracking at **0.21%** of the total construction contract value.
- ▶ Unforeseen circumstances represent most Change Orders
- ▶ Cost savings through Owner Requests and Tax Savings are likewise tracked and reported

	Consultant Error	Consultant Omission	Owner Request	Tax Savings	Unforeseen Conditions
Change Orders (transferred from budgeted contingencies)	\$3,681.00	\$525,724.00	\$227,630.56		\$384,094.00
Credit (dollars returned to the project)				(\$12,360.69)	

CHANGE ORDER FIGURES BY SOURCE



CHANGE ORDERS

CHANGE ORDER AMOUNT BY PROJECT NAME		
PROJECT NAME	CHANGE ORDER AMOUNT	% OF CONSTRUCTION CONTRACT VALUE
Annabel C. Perry Pre K-8 – GOB renovations	\$148,014.00	4%
Boyd Anderson HS – Media center remodeling	\$87,081.00	11%
Charles W. Flanagan HS – SMART Program Renovations	\$89,114.00	1%
Coconut Creek ES – Building renovations	\$106,136.00	3%
Cross Creek School – Single Point of Entry – SMART Program	\$2,030.00	1%
Cypress ES – SMART building renovations	\$127,872.00	5%
Eagle Ridge ES – GOB renovations	\$121,533.00	5%
Falcon Cove MS - SMART Program Renovations	\$20,004.00	0%
Hollywood Hills HS - SMART Program Renovations	\$3,802.00	0%
Indian Ridge MS – GOB renovations	\$32,409.00	1%
Lake Forest ES – Repair roof on building 4	\$11,222.31	3%
Lake Forest ES – SMART Program Renovations	\$16,232.00	1%
Lauderdale Lakes MS – Building renovations	\$98,823.00	2%
Lauderhill 6-12 STEM-MED Magnet School – Single Point of Entry – SMART Program	\$13,744.00	6%
Manatee Bay ES – SMART Program renovations	\$82,083.00	4%
McNab ES – SMART Program Renovations	\$8,133.00	0%
McNicol MS – SMART Program renovations	\$23,508.00	3%
Miramar ES – GOB renovations	-\$104,903.00	-2%
Morrow ES – SMART Program renovations	\$5,458.00	0%
Olsen MS – Single Point of Entry – SMART Program	\$11,588.00	7%
Royal Palm STEM Museum Magnet – Single Point of Entry – SMART Program	\$2,870.00	2%
South Plantation HS – Single Point of Entry – SMART Program	\$7,048.00	4%
Stranahan HS – GOB Renovations	\$267,001.00	1%
Stranahan HS – Single Point of Entry - SMART Program	-\$39,740.00	-9%
Tequesta Trace MS – Single Point of Entry – SMART Program	\$22,436.00	16%
Village ES – Single Point of Entry – SMART Program	\$4,600.00	3%
Westpine MS – Single Point of Entry – SMART Program	\$8,871.00	5%
William E. Dandy MS – Single Point of Entry – SMART Program	\$7,508.00	4%
Subtotal (transferred from budgeted contingencies)	\$1,184,477.31	N/A
Forest Hills ES – HVAC upgrade/ replacement	(\$7,727.00)	(1%)
Parkway MS – Roof replacements on buildings 22 & 24	(\$12,354.44)	(2%)
Miramar HS – Single Point of Entry – SMART Program	(\$17,585.00)	(9%)
Silver Trail MS – GOB Renovations	(18,042.00)	(0%)
Subtotal (dollars returned to the project)	(\$55,708.44)	N/A

Figures in green represent Change Orders that resulted in dollars returned to the projects.

Figures in blue represent Change Orders that required a transfer from budgeted contingencies.

CHANGE ORDERS

Included below is a breakdown of the change orders that have been received during this quarter along with the board date, change order amount, reason and description.

Project Name: Annabel C. Perry Pre K-8 – GOB Renovations				
Board Approval Date	Change Order Amount	Percent Change	Reason	Description
Total	148,014.00	3.90%		
05.19.2020	8,281.00	0.22	Unforeseen Condition	Cleaning clogged condensate lines due to unforeseen clogging of condensate drains; drainage lines need to be flushed out to allow for adequate drainage from units that continuously get clogged. This will include materials to remove and replace ceiling tiles to access condensate drain lines in classrooms and the moving of furniture as required in order to flush out existing condensate drain lines.
06.23.2020	27,644.00	0.73	Consultant Omission	Additional fire alarm devices - The Building Department's review of the initial fire alarm shop drawings discovered deficiencies in the type and number of devices required for this project. This change encompassed additional labor and materials to add the devices that were missed during the Design phase.
06.23.2020	52,906.00	1.39	Owner Request	New voice evacuation fire alarm system requirements - A formal Specification Change was directed by SBBC associated with the new voice evacuation fire alarm system (system). The new system requirements impacted the time of the project as well as the cost. However, it is inclusive of labor, materials, and additional contractor labor for testing and installation to comply with the newly issued specifications.
06.23.2020	6,604.00	0.17	Consultant Omission	Fire alarm base requirements - The Building Department's review of the initial fire alarm shop drawings also discovered missing fire alarm devices. These devices must be installed as required by code.
06.23.2020	46,971.00	1.24	Consultant Omission	Decorative wall - Due to differences in elevation of the new lightweight concrete for an existing decorative wall, additional labor was required to flash and fully cover the wall for the final roof assembly. This Change Order item is encompassing of all labor and materials for this work.

Project Name: Charles W. Flanagan HS - SMART Program Renovations				
Board Approval Date	Change Order Amount	Percent Change	Reason	Description
Total	89,114.00	0.75%		
06.23.2020	43,965.00	0.37	Consultant Error	Condenser water pipe size changes: Provide labor, material, and equipment required to install a redundant cooling system in lieu of the existing non-redundant cooling system.

CHANGE ORDERS

Project Name: Eagle Ridge ES - GOB Renovations

Board Approval Date	Change Order Amount	Percent Change	Reason	Description
Total	121,533.00	5.24%		
04.14.2020	7,646.00	0.33	Owner Request	Reprogramming of Fire Alarm System: Change Order request for additional labor and programming for the new fire alarm system in order to remove the positive alarm sequence and notification of each building separately from the fire alarm panel.

Project Name: Falcon Cove MS - SMART Program Renovations

Board Approval Date	Change Order Amount	Percent Change	Reason	Description
Total	20,004.00	0.12%		
06.23.2020	11,159.00	0.07	Consultant Error	Storm structure size increase - Additional materials and labor required to manufacture and set larger storm structures than were shown on the original contract documents to support the drainage system.
06.23.2020	8,845.00	0.05	Consultant Omission	Fire hydrant additions - Additional materials and labor to install additional fire hydrants that were required by the local fire department of Weston to be located on the new campus addition. This was missed during the design and not incorporated as part of the Guaranteed Maximum Price (GMP).

Project Name: Hollywood Hills HS – SMART Program Renovations

Board Approval Date	Change Order Amount	Percent Change	Reason	Description
Total	3,802.00	0.02%		
06.23.2020	3,802.00	0.02	Consultant Omission	Removal of wood studs in restroom 215: During the demolition of wall finishes, wood studs were discovered. In order to bring the studs up to code, they had to be replaced with metal studs.

Project Name: Lake Forest ES – SMART Program Renovations

Board Approval Date	Change Order Amount	Percent Change	Reason	Description
Total	16,232.00	0.66%		
05.19.2020	16,232.00	0.66	Consultant Omission	Addition of air flow monitoring stations. Installation of an air flow monitoring station is required on each fresh air duct to the 6 air handling units. There is a requirement for there to be an assured volume of fresh air entering any zone. The volume of fresh air is a function of occupancy which is monitored by the CO2 in the return air duct. This equipment ensures adequate fresh air.

CHANGE ORDERS

Project Name: McNab MS – SMART Program Renovations

Board Approval Date	Change Order Amount	Percent Change	Reason	Description
Total	8,133.00	0.30%		
05.19.2020	8,133.00	0.30	Consultant Error	As a result of a wire size change per NEC table 430.52C.1, new combination starter disconnects are required for the large chiller pumps P-2A and P-2B with an increase in size to 60A 3PH.

Project Name: Silver Trail MS – GOB Renovations

Board Approval Date	Change Order Amount	Percent Change	Reason	Description
Total	-18,042.00	(0.37)%		
04.14.2020	-18,042.00	(0.37)	Owner Request	Re-keying of door locks for entire campus- A deductive change order is being requested for the re-keying of all door locks as a result of the General Contractor misplacing two (2) master keys

Project Name: Stranahan HS – GOB Renovations

Board Approval Date	Change Order Amount	Percent Change	Reason	Description
Total	267,001.00	1.09%		
06.23.2020	99,691.00	0.41	Consultant Omission	HVAC and electrical changes - Furnish and install outside air fans for Air Handling Unit (AHU) 1-1, 2, 3 (Building 1), AHU 6-1, AHU 7-1, and AHU 9-1, 2 including all supplementary support work such as fire alarm interface, electrical components, controls, and test and balance of the new systems
06.23.2020	151,568.00	0.62	Consultant Omission	Storm drainage - Provide labor, materials, and equipment necessary to install an underground storm drainage system for rainwater runoff from existing roof areas. Work includes new structures, exfiltration trench, and associated piping and connections to building downspouts.
06.23.2020	15,742.00	0.06	Owner Request	Transformer replacement - Provide labor, materials, and equipment necessary to relocate and replace an existing 112.5 KVA, 480/208V/3 Phase Transformer from the mezzanine in building 2 to the mechanical room. During construction, it was found that the transformer needed replacement and therefore was replaced.

PROJECT SCHEDULE & BUDGET FLAGS

Included below is explanation of the flag categories and key followed by a table listing the total number divided by reason.

- ▶ Schedule flags have been grouped in the table and chart below based on the reason for delay:
 - **Designer Selection** – Eight remaining Year-5 projects were delayed pending a determination on the appropriate delivery method for a design team selection.
 - **Design Delays** – Delays attributed to the designer’s failure to meet contractual obligations with submittals, multiple reviews and resubmittals for permitting.
 - **Roofing Assessments** – Delays resulting from the project undergoing a "Reality Check" where it is evaluated for scope clarity before advertising for bid or proceeding with construction.
 - **Initiation by Group Year** – To allow Years 1, 2 & 3 projects to transition into construction first due to market capacity concerns, some Year 4 & 5 projects have been slowed.
 - **Construction** – Delays occurring in construction due to the inability to recover from delays in previous phases, scope revisions or contractor concerns.
- ▶ Below is a key for identifying the type of schedule flag in the following flag report.
 - **S** – Project **has missed** the planned milestone date for progressing to the next phase
 - **(S)** – Reflects a **possibility of the project missing** the planned milestone date for progressing to next phase
 - **[S]** – Project has **resolved** the delay that was previously identified

Included in the table below are the schedule and budget flags from this quarter divided by reason for the delay.

Project Scope	Designer Selection	Design Related Delays	Roofing Assessments	Initiation by Group Year	Construction Phase Delays	Other	Budget Flags	Total
Primary Renovations	8	76	18	32	44	20	15	213
School Choice Enhancements						12		12
Other (Cafeteria, Fire Alarm, etc.)		2			1	2		5
Total	8	78	18	32	45	34	15	230

Note: Once projects have completed construction and reached construction closeout, they will no longer be flagged.

► DESIGNER SELECTION

Below are schools that experienced a delay in the process of **determining the best delivery method for a design team selection.**

Schools	Project	Phase	Flagged FY20 Q4	Previously Flagged?	Comments
Cresthaven Elementary School	Primary Renovations	Design	S	Yes	Reason: Delays occurred due to additional review of the delivery method and Board approval to perform the project using CMAR services. Remedy: Authorization to Proceed has been executed and the design has begun.
Deerfield Beach High School	Primary Renovations – Phase 2	Design	S	Yes	Reason: Delays occurred due to additional review of the delivery method and Board approval to perform the project using CMAR services. Remedy: Authorization to Proceed has been executed and the design has begun.
Deerfield Beach Middle School	Primary Renovations	Hire Design Team	S	Yes	Reason: Delays occurred due to additional review of the delivery method and Board approval to perform the project using CMAR services. Remedy: Board approval of the CM firm has taken place. Pending execution of the ATP.
Lyons Creek Middle School	Primary Renovations	Design	S	Yes	Reason: Delays occurred due to additional review of the delivery method and Board approval to perform the project using CMAR services. Remedy: Authorization to Proceed has been executed and the design has begun.
Monarch High School	Primary Renovations	Design	S	Yes	Reason: Delays occurred due to additional review of the delivery method and Board approval to perform the project using CMAR services. Remedy: Authorization to Proceed has been executed and the design has begun.
New Renaissance Middle School	Primary Renovations	Design	S	Yes	Reason: Delays occurred due to additional review of the delivery method and Board approval to perform the project using CMAR services. Remedy: Authorization to Proceed has been executed and the design has begun.
Sheridan Technical High School	Primary Renovations	Design	S	Yes	Reason: Delays occurred due to additional review of the delivery method and Board approval to perform the project using CMAR services. Remedy: Board approval of the CM firm is pending. Once the CMAR firm has been hired, an Authorization to Proceed will be executed for both design firm and CMAR contractor.
Silver Lakes Middle School	Primary Renovations	Design	S	Yes	Reason: Delays occurred due to additional review of the delivery method and Board approval to perform the project using CMAR services. Remedy: Authorization to Proceed has been executed and the design has begun.

FLAG KEY:

- S** **Schedule:** Project has missed the planned milestone date for progressing to the next phase in the process.
- S** **Schedule:** Reflects a possibility of the project missing the planned milestone date for progressing to next phase in the process.
- S** **Schedule:** Project has resolved the delay that was previously identified.

- B** **Budget:** Reflects a board approved increase in funding based on bid and/or change order results.

► DESIGN RELATED DELAYS

Below are schools with **Primary Renovation** scheduled flags this quarter due to design related concerns:

Schools	Project	Phase	Flagged FY20 Q4	Previously Flagged?	Comments
Apollo Middle School	Primary Renovations	Design	S	Yes	Reason: Delays have occurred during the design phase. The design firm has been delayed in submitting the construction documents for permit review. Remedy: Design drawings have been completed and ready to submit when the health crisis subsides.
Atlantic Technical High School & Technical College	Primary Renovations	Design	S	Yes	Reason: Delays have occurred during the design phase. The design firm has not submitted design documents per the professional service agreement. A redesign of the roofing system was needed prior to permit review. Design is nearing completion of the revision. Remedy: The owner will be enforcing terms of the contract for delays.
Atlantic West Elementary School	Primary Renovations	Design	S	Yes	Reason: Delays have occurred in the design phase. The design firm has taken an above average amount of time to complete the 100% submittal. Remedy: The owner will be enforcing terms of the contract for delays.
Attucks Middle School	Primary Renovations – Phase 1	Hire Contractor	S	Yes	Reason: Delays have occurred in the design process related to permitting and minor delays during design. Multiple revisions have been required by the design firm in order to achieve a permit, with minor edits required to receive permit. Pending submission of the sixth submission. Remedy: The owner will be enforcing terms of the contract for delays and multiple resubmissions.
Boyd H. Anderson High School	Primary Renovations	Hire Contractor	S	Yes	Reason: Delays have occurred in the permitting process of the design phase. The design firm had taken an average of two months to submit each of the first two design drawing sets and the fifth set for review by the Building Department. The design firm took three months to submit the fourth revision. Remedy: The owner will be enforcing terms of the contract for delays and multiple resubmissions. The project has received a Letter of Recommendation to Permit. Delays from the design phase are not forecasted to be recovered.
Broadview Elementary School	Primary Renovations	Hire Contractor	S	Yes	Reason: Delays have occurred in the permitting phase of the design process. Multiple revisions have been required by the design firm in order to achieve a permit. Remedy: The owner will be enforcing terms of the contract for delays and multiple resubmissions. The project has received a Letter of Recommendation to Permit. Delays from the design phase are not forecasted to be recovered.
Central Park Elementary School	Primary Renovations	Hire Contractor	S	Yes	Reason: Delays have occurred in the design phase related to permitting. The design firm has required an above average amount of submissions of the Construction Documents prior to receiving a Letter of Recommendation to permit. Remedy: The delays are not anticipated to be recovered. The construction schedule will be closely monitored to avoid further delays. Update: Pending execution of the Notice to Proceed.

FLAG KEY:

S **Schedule:** Project has missed the planned milestone date for progressing to the next phase in the process.

S **Schedule:** Reflects a possibility of the project missing the planned milestone date for progressing to next phase in the process.

S **Schedule:** Project has resolved the delay that was previously identified.

B **Budget:** Reflects a board approved increase in funding based on bid and/or change order results.

► DESIGN RELATED DELAYS

Schools	Project	Phase	Flagged FY20 Q4	Previously Flagged?	Comments
Charles Drew Elementary School	Primary Renovations	Design	S	Yes	Reason: Delays have occurred during design due to multiple submissions to close review comments prior to permit review. Remedy: Comments have been closed and the project has been submitted for permit review. The owner will be enforcing terms of the contract for delays.
Charles Drew Family Resource Center	Primary Renovations	Design	S	Yes	Reason: Delays have occurred during design due to multiple submissions to close review comments prior to permit review. Remedy: Comments have been closed and the project has been submitted for permit review. The owner will be enforcing terms of the contract for delays.
Coconut Creek High School	Primary Renovations	Design	S	Yes	Reason: Delays have occurred during the design phase. The design firm has not met the deadlines of the design deliverables. Remedy: The owner will be enforcing terms of the contract for delays.
Coconut Palm Elementary School	Primary Renovations	Hire Contractor	S	Yes	Reason: Delays occurred during the design phase related to permitting. Additional testing on the roofing system was required in order to submit for a sixth review to the Building Department. Remedy: Letter of Recommendation to Permit has been received. Pending roof reality check prior to advertisement for bids.
Cooper City Elementary School	Primary Renovations	Hire Contractor	S	Yes	Reason: Delays occurred in design due to an above average amount of submissions to the Building Department for permit review. Remedy: The Letter of Recommendation for Permit has been received. Pending advertisement for bids.
Cooper City High School	Primary Renovations	Design	S	Yes	Delays are being experienced during design due to scope verification that was required. The project is forecasted to be delayed by two months.
Coral Glades High School	Primary Renovations	Hire Contractor	S	Yes	Reason: Clarification regarding a new fire alarm panel vs. a new fire alarm system has caused delays to the LOR delivery date. Remedy: Letter of Recommendation to Permit has been received. Pending advertisement for bids.
Coral Park Elementary School	Primary Renovations	Hire Contractor	S	Yes	Reason: Delays have occurred during the design process. The design firm didn't submit the 90% and 100% submittals within the time frame per the professional service agreement. Remedy: The owner will be enforcing the terms of the contract for delays.
Coral Springs High School	Primary Renovations	Hire Contractor	S	Yes	Reason: Delays occurred in the permitting process of the design phase. The design firm took an above average amount of time to complete each submission for the Building Department on multiple occasions. Remedy: The owner will be enforcing terms of the contract for delays and multiple resubmissions. Letter of Recommendation to Permit has been received and contractor procurement is in progress.
Coral Springs Middle School	Primary Renovations	Design	S	Yes	Reason: Delays have occurred during the design phase. A delay was experienced due to required decisions by the District for the fire sprinkler scope of work. Additional delays took place due to multiple backcheck reviews prior to submitting for permit review. Remedy: All activities related to delays have been overcome and the project is in the permitting process.

FLAG KEY:

- S** **Schedule:** Project has missed the planned milestone date for progressing to the next phase in the process.
- S** **Schedule:** Reflects a possibility of the project missing the planned milestone date for progressing to next phase in the process.
- S** **Schedule:** Project has resolved the delay that was previously identified.

- B** **Budget:** Reflects a board approved increase in funding based on bid and/or change order results.

► DESIGN RELATED DELAYS

Schools	Project	Phase	Flagged FY20 Q4	Previously Flagged?	Comments
Coral Springs Pre K - 8	Primary Renovations	Design	S	Yes	Delays have occurred during the backcheck review of the Construction Documents prior to submitting for permit review. Multiple submissions were required in order to close out comments made by the review team. The project is currently delayed by 4 months. It is anticipated these delays could extend if the design requires multiple submissions to the Building Department to receive a Letter of Recommendation to Permit.
Country Hills Elementary School	Primary Renovations	Design	S	Yes	Reason: Delays have occurred during the design phase. The design firm has not met the deadlines of the design deliverables. Remedy: The owner will be enforcing terms of the contract for delays.
Croissant Park Elementary School	Primary Renovations	Hire Contractor	S	Yes	Reason: Delays have occurred during the design phase. The design firm has required additional time to address all review comments during permitting. Remedy: Letter of Recommendation has been received. Pending roof reality check.
Cross Creek School	Primary Renovations	Hire Contractor	S	Yes	Reason: Delays have occurred throughout the design process. Remedy: All discipline reviews have been approved by the Building Department. The current CSMP contract has expired. New CSMP contracts are to be used for emergency projects only. Project will be advertised for bids. Project phase percent complete has been reset to 5% due to the change in procurement method of the contractor.
Crystal Lake Middle School	Primary Renovations	Design	S	Yes	Reason: Delays occurred during the design phase. The design firm has taken an above average amount of time to resubmit plans for permit review. The design firm took four months to resubmit the second time for review, and three months to resubmit the third time for review. Remedy: The owner will be enforcing terms of the agreement for delays.
Cypress Bay High School	Classroom Addition	Construction	S	Yes	Original contractual date of substantial completion is 12/6/2020. Project is currently on pace. Delays were experienced during the design phase that were not recovered in bid and award or construction. Multiple backcheck reviews were required to closeout comments before the design firm submitted for permit review.
Dania Elementary School	Primary Renovations	Design	S	Yes	The design process is now forecasted for completion in Q3 2021 due to the revision in scope related to right sizing Building 2. The project design schedule is being closely monitored due to the delays in scope revisions.
Deerfield Beach High School	Primary Renovations – Phase 1	Hire Contractor	S	Yes	Reason: Delays have occurred during the permitting process. The design firm was non-responsive after the second submission was reviewed and the Building Department provided comments. Remedy: The Letter of Recommendation to Permit has been received. Delays from the design phase are not forecasted to be recovered.
Driftwood Elementary School	Primary Renovations	Design	S	Yes	Reason: Delays have occurred during the design phase related to clarification in fire sprinkler scope of services and additional civil scope requirements. Remedy: Decision has been made on the fire sprinkler scope of work, and the civil scope of work has been added.
Driftwood Middle School	Primary Renovations	Hire Contractor	S	Yes	Reason: Delays occurred during the permitting process in the design phase. The design firm has needed over 100 days to complete and resubmit the construction documents for permit. Remedy: The Letter of Recommendation to Permit has been received, and the project is progressing.

FLAG KEY:

- S** **Schedule:** Project has missed the planned milestone date for progressing to the next phase in the process.
- S** **Schedule:** Reflects a possibility of the project missing the planned milestone date for progressing to next phase in the process.
- S** **Schedule:** Project has resolved the delay that was previously identified.

- B** **Budget:** Reflects a board approved increase in funding based on bid and/or change order results.

► DESIGN RELATED DELAYS

Schools	Project	Phase	Flagged FY20 Q4	Previously Flagged?	Comments
Flamingo Elementary School	Primary Renovations	Hire Contractor	S	Yes	Reason: Delays have occurred in the permitting process of the design phase. The design firm has taken an above average amount of submissions in order to receive a Letter of Recommendation to Permit. Remedy: The owner will be enforcing terms of the contract for delays and multiple resubmissions. Update: Pending execution of the Notice to Proceed.
Forest Hills Elementary School	Fire Alarm	Design	S	Yes	Reason: Previous delays in the design phase occurred when the project was put on hold for coordination with the Primary Renovation. At this time the delays are now the requirement for additional funding to add a voice activation system to the Fire Alarm. Multiple bids have been required to receive a competitive cost for design and construction by a CSMP Fire Alarm Contractor. Remedy Update: The project is pending Board approval for additional funding prior to finishing design and having the contractor perform with the Primary Renovation.
Gulfstream Early Learning Center of Excellence (f.k.a. Gulfstream Middle School)	Primary Renovations	Hire Contractor	S	Yes	Reason: Delays have occurred during the design phase related to the backcheck review and permitting process. The design firm has taken an above average number of submissions in the backcheck review and additional time in the permitting process to progress to a Letter of Recommendation to Permit. Remedy: Letter of Recommendation to Permit has been received and the construction procurement is in progress.
Hallandale Magnet High School	Primary Renovations	Design	S	Yes	Reason: Delays have occurred during the design phase. The design firm has missed multiple submission deadlines throughout the design process. Remedy: The owner will be enforcing terms of the contract for delays.
Hollywood Hills Elementary School	Primary Renovations	Design	S	Yes	Delays are occurring during the design phase. The original design firm was terminated. The new design firm is preparing to submit 100% construction documents for review.
Indian Trace Elementary School	Primary Renovations	Design	S	Yes	Due to the termination of the original design firm the project was delayed by multiple months.
J.P. Taravella High School	Primary Renovations	Hire Contractor	S	Yes	Reason: Delays have occurred in the permitting phase of the design process. The design firm took four months to submit to the permit process after the 100% Construction Document review. Remedy: The owner will be enforcing terms of the contract for delays and multiple resubmissions. The project has received a Letter of Recommendation to Permit. The delays during the design phase are not forecasted to be recovered.
James S. Hunt Elementary School	Primary Renovations	Design	S	Yes	Reason: Delays have occurred during the design phase. The design firm has not met the deadlines of the design deliverables. Remedy: The owner will be enforcing terms of the contract for delays.
Lauderhill 6-12 STEM-MED Magnet School	Primary Renovations	Design	S	Yes	Reason: Delays in design due to decisions by the District required to be made related to the scope. Additional delays have occurred in the design process related to the permitting. The design firm has required almost three months to provide a second submission for permit. Remedy: The owner will be enforcing terms of the contract for delays and multiple resubmissions.

FLAG KEY:

- S** **Schedule:** Project has missed the planned milestone date for progressing to the next phase in the process.
- S** **Schedule:** Reflects a possibility of the project missing the planned milestone date for progressing to next phase in the process.
- S** **Schedule:** Project has resolved the delay that was previously identified.

- B** **Budget:** Reflects a board approved increase in funding based on bid and/or change order results.

► DESIGN RELATED DELAYS

Schools	Project	Phase	Flagged FY20 Q4	Previously Flagged?	Comments
Lauderhill Community School at Park Lakes Learning Center	Primary Renovations	Design	S	Yes	Delays occurred in the design process related to approval of the Letter of Recommendation to Permit. The project experienced a delay of 3 months during design. The project was pending a new CSMP contract in order to request proposals. The new CSMP contract are now being used for emergency purposes only. The project has experienced a delay of 3 months while on hold for the new CSMP contracts prior to the direction to advertise for bids.
Lloyd Estates Elementary School	Primary Renovations	Design	S	Yes	Reason: Delays have occurred during the permitting process of the design phase. The design firm has required an above average amount of time to resubmit the second and third submission of construction documents for permitting. Currently pending the seventh submission for permitting. Remedy: The owner will be enforcing terms of the contract for delays and multiple resubmissions.
Margate Elementary School	Classroom Addition	Design	S	Yes	The project is experiencing delays in design. The demolition scope has been removed to accelerate, to avoid delays. The classroom addition is pending 100% construction documents for permit review. Update: Project received word from the City of Margate that the site utility design requires revision to be accepted. Delays will continue until the City of Margate approves the design.
Margate Middle School	Primary Renovations	Design	S	Yes	Reason: Delays have occurred in the permitting phase of the design process. The design firm has taken an above average amount of time to revise and resubmit the Construction Documents for permit review on several occasions. Remedy: The owner will be enforcing terms of the contract for delays and multiple resubmissions. Update: Delays are being experienced due to scope revisions required to closeout the final comments.
Marjory Stoneman Douglas High School	Primary Renovations	Design	S	Yes	Reason: Minor delays are being experienced in the design phase during the permitting process. A letter of recommendation to permit is forecasted in Q3 2020.
McFatter Technical High School & Technical College	Primary Renovations	Hire Contractor	S	Yes	Reason: Delays occurred in the design phase related to permitting. The design firm took four and a half months to resubmit a second time for permit after receiving Building Department comments. The third submittal has been reviewed with submission four pending. Remedy: The owner will be enforcing terms of the contract for delays and multiple resubmissions.
Miramar High School	Primary Renovations	Design	S	Yes	Reason: Delays have occurred in the design phase due to an above average amount of submissions for permit review. Remedy: The design firm currently only has Fire Alarm and Roofing comments to close prior to issuance of a Letter of Recommendation to Permit. The owner will be enforcing terms of the contract for delays and multiple resubmissions.
New River Middle School	Primary Renovations	Construction	Ⓢ	Yes	Reason: Original contractual date of substantial completion is 5/26/2021. Project is currently on pace. Reason: Delays have occurred in the permitting process in the design phase. The design firm took over six months to revise and resubmit the construction documents for permit review after the second submission due to a re-design on the roofing scope. Remedy: The owner will be enforcing terms of the contract for delays and multiple resubmissions. The Letter of Recommendation to Permit has been received. The construction schedule will be closely watched to avoid further delays.

FLAG KEY:

S **Schedule:** Project has missed the planned milestone date for progressing to the next phase in the process.

Ⓢ **Schedule:** Reflects a possibility of the project missing the planned milestone date for progressing to next phase in the process.

Ⓢ **Schedule:** Project has resolved the delay that was previously identified.

B **Budget:** Reflects a board approved increase in funding based on bid and/or change order results.

► DESIGN RELATED DELAYS

Schools	Project	Phase	Flagged FY20 Q4	Previously Flagged?	Comments
North Andrews Gardens Elementary School	Primary Renovations	Design	S	Yes	The design firm is currently pending submission to the Building Department for permit review. Delays are anticipated due to the average duration of time to receive a Letter of Recommendation to Permit.
Northeast High School	Primary Renovations	Hire Contractor	S	Yes	Reason: Delays have occurred during the design phase due to changes in the scope that have been approved by the Board. Remedy: The changes to the design have been made and approved by the Building Department. Revisions to the design documents is creating a minor delay to avoid bidding issues.
Northeast High School	New Addition	Design	S	Yes	Delays are occurring due to the estimated construction cost of the current design. Decisions are needed on design alternatives to bring the project back into budget.
Nova Blanche Forman Elementary School	Primary Renovations	Design	S	Yes	Delays have occurred during the backcheck review of the Construction Documents prior to submitting for permit review. Multiple submissions were required in order to close out comments made by the review team. The project is currently delayed by 5 months. It is anticipated these delays could extend if the design requires multiple submissions to the Building Department to receive a Letter of Recommendation to Permit.
Nova Dwight D. Eisenhower Elementary School	Primary Renovations	Design	S	Yes	Delays have occurred during the backcheck review of the Construction Documents prior to submitting for permit review. Multiple submissions were required in order to close out comments made by the review team. Delays continue due to the current health crisis.
Oriole Elementary School	Primary Renovations	Design	S	Yes	Reason: Delays have occurred during the design phase. The design firm has required four months to revise and resubmit for permit review after the first submission. The third submission took an additional 2 months. Remedy: The owner will be enforcing the terms of the contract for delays.
Palmview Elementary School	Primary Renovations	Design	S	Yes	Delays have occurred during the backcheck review of the Construction Documents prior to submitting for permit review. Multiple submissions were required in order to close out comments made by the review team. The project is currently delayed by 9 months. It is anticipated future delays during the permitting review due to multiple submissions is being accounted for.
Park Springs Elementary School	Primary Renovations	Design	S	Yes	Delays have occurred during the backcheck review of the Construction Documents prior to submitting for permit review. Multiple submissions were required in order to close out comments made by the review team. The project is currently delayed by 7 months. It is anticipated future delays during the permitting review due to multiple submissions is being accounted for.
Parkway Middle School	Primary Renovations	Design	S	Yes	Reason: Delays have occurred during the design phase. The project is being reviewed to determine the possibility of merging two school campuses and changing use. The design firm is providing options for possible scope change. Remedy: Pending the District decision on usage and the future of the campus, the project will complete design and enter permit review.
Pasadena Lakes Elementary School	Primary Renovations	Design	S	Yes	Reason: Delays have occurred in the permitting process in the design phase. The design firm has taken over five months to revise and resubmit the construction documents for the third submission. Remedy: The owner will be enforcing terms of the contract for delays and multiple resubmissions. Update: Pending Letter of Recommendation to Permit.

FLAG KEY:

- S** **Schedule:** Project has missed the planned milestone date for progressing to the next phase in the process.
- S** **Schedule:** Reflects a possibility of the project missing the planned milestone date for progressing to next phase in the process.
- S** **Schedule:** Project has resolved the delay that was previously identified.

- B** **Budget:** Reflects a board approved increase in funding based on bid and/or change order results.

► DESIGN RELATED DELAYS

Schools	Project	Phase	Flagged FY20 Q4	Previously Flagged?	Comments
Peters Elementary School	Primary Renovations	Design	S	Yes	Reason: Delays have occurred during the design phase related to the completion of the 100% Construction Documents. The design firm has required multiple submissions to close out final comments prior to submitting for permit review. Remedy: All comments are closed and the project will be submitted for permit review. The owner will be enforcing the terms of the contract for delays.
Plantation High School	Primary Renovations	Design	S	Yes	Reason: Delays occurred in design due to changes in the scope related to the art room. Remedy: Board approval was received to demolish Building 2 and relocate the art room to Building 1.
Plantation Park Elementary School	Primary Renovations	Hire Contractor	S	Yes	Reason: Delays occurred during the design phase. The design firm took an above average amount of time to respond to Building Department comments and receive a Letter of Recommendation to Permit. Remedy: Letter of Recommendation to Permit has been received. Pending advertisement for bids.
Pompano Beach High School	Primary Renovations	Design	S	Yes	Reason: Delays have occurred during the design phase. The design firm has missed multiple submission deadlines throughout the design process. Remedy: The owner will be enforcing terms of the contract for delays.
Riverside Elementary School	Primary Renovations	Design	S	Yes	Reason: Delays have occurred during the design phase. The design firm required two submissions of the 90% Construction Documents in order to proceed. Additionally, the project was delayed due to staffing changes by the design firm, and scope clarification to receive design approval from the new Fire Chief. Remedy: The reasons for delays are no longer affecting the project schedule. The project is in permitting review.
Sanders Park Elementary Magnet	Primary Renovations	Design	S	Yes	Delays have occurred during the backcheck review of the Construction Documents prior to submitting for permit review. Multiple submissions were required in order to close out comments made by the review team. The project is currently delayed by 2 months. It is anticipated these delays could extend if the design requires multiple submissions to the Building Department to receive a Letter of Recommendation to Permit.
Sawgrass Elementary School	Primary Renovations	Design	S	Yes	Reason: Delays have occurred in the design process related to permitting and minor delays during design. Multiple revisions have been required by the design firm in order to achieve a permit. Pending submission of the fourth submission. Remedy: The owner will be enforcing terms of the contract for delays and multiple resubmissions.
Seminole Middle School	Primary Renovations	Design	S	Yes	Reason: Delays occurred during the design phase. The design firm was delayed in submitting for backcheck review. Final comments are in the process of closeout prior to submitting to the permitting process. Remedy: The owner will be enforcing the terms of the contract for delays.

FLAG KEY:

- S** **Schedule:** Project has missed the planned milestone date for progressing to the next phase in the process.
- S** **Schedule:** Reflects a possibility of the project missing the planned milestone date for progressing to next phase in the process.
- S** **Schedule:** Project has resolved the delay that was previously identified.

- B** **Budget:** Reflects a board approved increase in funding based on bid and/or change order results.

► DESIGN RELATED DELAYS

Schools	Project	Phase	Flagged FY20 Q4	Previously Flagged?	Comments
Sheridan Hills Elementary School	Primary Renovations	Hire Contractor	S	Yes	Reason: Delays have occurred in the permitting process of the design phase. The design firm has required multiple months to resubmit for a second review. Remedy: The owner will be enforcing terms of the contract for delays.
Sheridan Technical College	Primary Renovations	Design	S	Yes	Reason: Delays have occurred during design due to multiple submissions to close review comments prior to permit review. Remedy: Comments have been closed and the project has been submitted for permit review. The owner will be enforcing terms of the contract for delays.
South Broward High School	Primary Renovations	Hire Contractor	S	Yes	Reason: Delays have occurred during the design phase related to an above average number of submissions for permit review prior to receiving an LOR. Additional delays have occurred during bid and award due to the required roofing reality check. The purpose of the reality check is to identify opportunities for cost and scope efficiencies. Remedy: The Letter of Recommendation for Permit has been received and the project is ready for bid advertisement. Funding Year 1 and 2 projects are to take priority for advertisement of bid. The project is funded under Year 3 and has been advertised after the funding Year 1 and 2 projects were advertised.
South Plantation High School	Primary Renovations	Design	S	Yes	Reason: Delays have occurred during the design phase of the project. The design firm is past their design schedule on the project. Additionally, clarification is needed for the HVAC scope which will add a small delay to the design process. Remedy: Design is being revised to descope the HVAC scope.
Stirling Elementary School	Primary Renovations	Construction	S	Yes	Original contractual date of substantial completion is 2/16/2021. Project is currently on pace. A three month delay was experienced in the design phase and a two month delay was experienced in bid and award which has not been recovered during construction.
Stranahan High School	Cafeteria Additions / Renovations	Design	S	Yes	Reason: The project 50% construction documents have been estimated to be over budget. The project is to be redesigned to budget. The design firm is currently requesting additional fees. Remedy: Negotiations have been held with the design firm regarding additional fees. 50% construction documents are in review.
Sunshine Elementary School	Primary Renovations	Design	S	Yes	The project included the demolition or renovation of Building 3. The project is pending the Board decision on demolition or renovation prior to completing the design. District has advised for the project to be submitted for Permit review without the Building 3 scope of work.
Tequesta Trace Middle School	Primary Renovations	Design	S	Yes	Due to the termination of the original design firm the project was delayed by multiple months.
Tropical Elementary School	Primary Renovations	Hire Contractor	S	Yes	Reason: Delay in Design has occurred due to duration of time for resubmission of the Construction Documents to the Building Department. The Designer took 8 months to provide the first submittal for permitting. Remedy: The owner will be enforcing terms of the contractor for delays and multiple resubmissions. Project phase percent complete has returned to 5% due to the change in procurement method of the contractor.

FLAG KEY:

- S** **Schedule:** Project has missed the planned milestone date for progressing to the next phase in the process.
- (S)** **Schedule:** Reflects a possibility of the project missing the planned milestone date for progressing to next phase in the process.
- [S]** **Schedule:** Project has resolved the delay that was previously identified.

- B** **Budget:** Reflects a board approved increase in funding based on bid and/or change order results.

► DESIGN RELATED DELAYS

Schools	Project	Phase	Flagged FY20 Q4	Previously Flagged?	Comments
Village Elementary School	Primary Renovations	Hire Contractor	S	Yes	Reason: Delay in Design has occurred due to duration of time for resubmission of the construction documents to the Building Department. Additionally, the designer is requiring more submittals to receive a Letter of Recommendation for Permit that was originally scheduled. Remedy: The owner will be enforcing terms of the contract for delays and multiple resubmissions.
Walter C. Young Middle School	Primary Renovations	Design	S	Yes	Reason: Delays have occurred during the design phase. Revision of design documents for permit reviews are taking multiple months to complete. Delays continue to grow due. Remedy: The owner will be enforcing terms of the contract for delays.
Welleby Elementary School	Primary Renovations	Design	S	Yes	Reason: Delays have occurred during the design phase. The design firm has not met the deadlines of the design deliverables. Remedy: The owner will be enforcing terms of the contract for delays.
Western High School	Primary Renovations	Design	S	Yes	Due to the termination of the original design firm the project was delayed by multiple months.
Whiddon-Rogers Education Center	Primary Renovations	Hire Contractor	S	Yes	Reason: Delays have occurred throughout the design phase. There was a delay in the review of the 100% Construction Documents. Multiple submissions were required in order to closeout comments. Remedy: The owner will be enforcing terms of the contract for delays.
Whispering Pines Education Center	Primary Renovations	Design	S	Yes	Reason: Delays have occurred during the design phase. The design firm has been delayed in meeting the contract schedule. Remedy: The owner will be enforcing terms of the contract for delays.
Wilton Manors Elementary School	Primary Renovations	Design	S	No	Reason: Delays have occurred during the design phase. The design firm has not met the deadlines of the design deliverables. Remedy: The owner will be enforcing terms of the contract for delays.

FLAG KEY:

- S** **Schedule:** Project has missed the planned milestone date for progressing to the next phase in the process.
- S** **Schedule:** Reflects a possibility of the project missing the planned milestone date for progressing to next phase in the process.
- S** **Schedule:** Project has resolved the delay that was previously identified.

- B** **Budget:** Reflects a board approved increase in funding based on bid and/or change order results.

► ROOFING ASSESSMENT

Included below are schools with **Primary Renovation** scheduled flags this quarter that were due to the roofing reality check.

Schools	Project	Phase	Flagged FY20 Q4	Previously Flagged?	Comments
Davie Elementary School	Primary Renovations	Construction	Ⓢ	Yes	Original contractual date of substantial completion is 8/29/2021. Project is currently on pace. Delay Reason: The project was delayed three quarters due to the required roofing reality check. Remedy: Notice to Proceed is being executed.
Eagle Point Elementary School	Primary Renovations	Construction	Ⓢ	Yes	Original contractual date of substantial completion is 6/20/2021. Project is currently on pace. Reason: Minor delays have occurred during the design phase and bid and award phase. The design firm took an above average amount of submissions in order to receive a Letter of Recommendation to Permit. The project also required a roofing reality check which caused a delay. Remedy: Construction has begun and is forecasted to result in a five month delay of the entire project schedule.
Fort Lauderdale High School	Primary Renovations	Construction	Ⓢ	Yes	Original contractual date of substantial completion is 10/7/2020. Project is currently on pace. A one month delay was experienced in the bid and award phase related to the roofing reality check which has not been recovered during construction.
Harbordale Elementary School	Primary Renovations	Hire Contractor	S	Yes	Reason: Delays occurred during bid and award phase due to the need for a roofing reality check. Remedy: The project has concluded the roofing reality check. Update: CM firm is declining to continue with the project. Termination is in progress.
Heron Heights Elementary School	Primary Renovations	Hire Contractor	S	No	Reason: Delays were experienced during bid and award due to the required roofing reality check and negotiations with the CM firm. Remedy: Roofing reality check has been completed and the Notice to Proceed is being executed.
Horizon Elementary School	Primary Renovations	Hire Contractor	S	Yes	Reason: Funding Year 1 thru 3 projects are to take priority for advertisement of bid. The project is funded under Year 4 and was advertised after the available Funding Year 1 thru 3 projects were advertised.
Lauderdale Manors Early Learning and Resource Center	Primary Renovations	Hire Contractor	S	Yes	Reason: Delay in Design has occurred due to an above average amount of Construction Document submittals to the Building Department. A roofing reality check was completed. There was no scope changes. Remedy: The owner will be enforcing terms of the contract for delays and multiple resubmissions. Update: The Letter of Recommendation to Permit has expired. New Building Department review is in progress prior to receiving a permit with the approved contractor.
North Fork Elementary School	Primary Renovations	Hire Contractor	S	Yes	Reason: The project was delayed during the bid and award phase in order to conduct a roofing reality check before bidding. The roof reality check required revisions to the roofing scope. Remedy: The project is being re-bid with the scope changes. Project phase percent complete was changed to 5% to reflect the re-bid.
North Lauderdale Pre K - 8	Primary Renovations	Hire Contractor	S	Yes	Reason: Delays occurred during the bid and award phase related to completing a roofing reality check before bidding. The purpose of the reality check is to identify opportunities for cost and scope efficiencies. Remedy: The roofing reality check has been completed with the CSMP proposal received. Update: The CSMP contracts have expired. Pending negotiations with new CSMP contractor Project phase percent complete has returned to 25% due to the expiration of the CSMP contracts.

FLAG KEY:

- S** **Schedule:** Project has missed the planned milestone date for progressing to the next phase in the process.
- Ⓢ** **Schedule:** Reflects a possibility of the project missing the planned milestone date for progressing to next phase in the process.
- Ⓜ** **Schedule:** Project has resolved the delay that was previously identified.

- B** **Budget:** Reflects a board approved increase in funding based on bid and/or change order results.

▶ ROOFING ASSESSMENT

Schools	Project	Phase	Flagged FY20 Q4	Previously Flagged?	Comments
Nova Middle School	Primary Renovations	Hire Contractor	S	Yes	Reason: Delays have occurred during bid and award due to the required roofing reality check. The purpose of the reality check is to identify opportunities for cost and scope efficiencies. Remedy: The project is funded under Year 3 and was advertised after the funding Year 1 and 2 projects completed roofing reality checks and were advertised.
Oakland Park Elementary School	Primary Renovations	Construction	Ⓢ	Yes	Original contractual date of substantial completion is 3/4/2021. Project is currently on pace. Previous delays experienced during bid and award have not been recovered.
Panther Run Elementary School	Primary Renovations	Hire Contractor	S	Yes	Reason: Delays have occurred during bid and award due to the required roofing reality check. The purpose of the reality check is to identify opportunities for cost and scope efficiencies. Funding Year 1 thru 3 projects are to take priority for advertisement of bid. Remedy: The project is funded under Year 5 and was advertised after the available funding Year 1 thru 3 projects were advertised.
Parkside Elementary School	Primary Renovations	Hire Contractor	S	Yes	The project is currently pending a roofing reality check prior to progressing thru bid and award. Once the reality check is completed, requests for proposals will be made to CSMP contractors.
Pembroke Lakes Elementary School	Primary Renovations	Hire Contractor	S	Yes	Reason: Funding Year 1 thru 3 projects are to take priority for advertisement of bid. The project is funded under Year 3 and will be advertised after the funding Year 1 and 2 projects that are prepared for advertisement. Remedy: A roofing reality check has been completed and bid advertisement is pending review of the revisions for design.
Plantation Middle School	Primary Renovations	Hire Contractor	S	Yes	Reason: Delays experienced during design due to permits required by outside agencies which were not submitted for in a timely manner by the design firm. A roofing reality check has been completed and the project has advertised for bid. Remedy: Board approval of contractor took place in March 2020. Pending execution of the Notice to Proceed.
Sawgrass Springs Middle School	Primary Renovations	Hire Contractor	S	Yes	Reason: Delays have occurred during the bid and award phase due to the required roofing reality check. The purpose of the reality check is to identify opportunities for cost and scope efficiencies. Remedy: The roofing reality check has been completed. Pending revision to construction documents related to roofing details prior to bid advertisement.
Sunrise Middle School	Primary Renovations	Construction	S	Yes	Original contractual date of substantial completion is 1/21/2021. Project is currently on pace. A one month delay occurred during the design phase and a four month delay occurred during bid and award due to the required roofing reality check.
Tedder Elementary School	Primary Renovations	Hire Contractor	S	Yes	Reason: Minor delays have occurred during the design phase and bid and award phase. The design firm took an above average amount of time to submit in order to receive a Letter of Recommendation to Permit. The project also required a roofing reality check which caused a delay. The purpose of the reality check is to identify opportunities for cost and scope efficiencies. Remedy: The Letter of Recommendation to Permit has been received and the roofing reality check has been completed. The project is delayed by two quarters.

FLAG KEY:

S **Schedule:** Project has missed the planned milestone date for progressing to the next phase in the process.

Ⓢ **Schedule:** Reflects a possibility of the project missing the planned milestone date for progressing to next phase in the process.

Ⓢ **Schedule:** Project has resolved the delay that was previously identified.

B **Budget:** Reflects a board approved increase in funding based on bid and/or change order results.

► INITIATION BY GROUP YEAR

Below are schools with **Primary Renovation schedules flags this quarter** due to delays caused by the plan to keep schools **moving through the phased process by funding year**:

Schools	Project	Phase	Flagged FY20 Q4	Previously Flagged?	Comments
Bair Middle School	Primary Renovations	Hire Contractor	S	Yes	Funding Year 1 thru 3 projects are to take priority for advertisement of bid. The project is funded under Year 4 and was advertised after the funding Year 1 thru 3 projects that were prepared had been advertised.
Boulevard Heights Elementary School	Primary Renovations	Hire Contractor	S	Yes	Funding Year 1 thru 3 projects are to take priority for advertisement of bid. The project is funded under Year 4 and will be advertised after the funding Year 1 thru 3 projects that are prepared for advertisement.
Broward Estates Elementary School	Primary Renovations	Hire Contractor	S	Yes	Funding Year 1 thru 3 projects are to take priority for advertisement of bid. The project is funded under Year 4. Advertisement for bids took place in March 2020 with all available Year 1 thru 3 projects already advertised.
Challenger Elementary School	Primary Renovations	Hire Contractor	S	Yes	Funding Year 1 thru 3 projects are to take priority for advertisement of bid. The project is funded under Year 4 and has been advertised after the available funding Year 1 thru 3 projects were advertised.
Chapel Trail Elementary School	Primary Renovations	Construction	S	Yes	Delays occurred during bid and award. Funding Year 1 thru 3 projects are to take priority for advertisement of bid. The project is funded under Year 5 and was advertised after the available Funding Year 1 thru 3 projects were advertised. Original contractual date of substantial completion is 1/27/2021. Project is currently on pace.
Deerfield Park Elementary School	Primary Renovations	Hire Contractor	S	Yes	Funding Year 1 thru 3 projects are to take priority for advertisement of bid. The project is funded under Year 4 and was advertised after the available funding Year 1 thru 3 projects were advertised.
Dillard Elementary School	Primary Renovations	Hire Contractor	S	Yes	Reason: Delays have occurred during bid and award. Funding Year 1 thru 3 projects are to take priority for advertisement of bid. Remedy: The project is funded under Year 4 and was advertised after the available funding Year 1 thru 3 projects were advertised. Bids have been rejected due to cost discrepancies. Re-advertisement of bids is pending.
Florana Elementary School	Primary Renovations	Hire Contractor	S	Yes	Funding Year 1 thru 3 projects are to take priority for advertisement of bid. The project is funded under Year 4 and has been advertised after the available funding Year 1 thru 3 projects were advertised.
Gulfstream Academy of Hallandale Beach K-8 (f.k.a. Hallandale Elementary)	Primary Renovations	Hire Contractor	S	Yes	Funding Year 1 thru 3 projects are to take priority for advertisement of bid. The project is funded under Year 4 and will be advertised after the funding Year 1 thru 3 projects that are prepared for advertisement.
Henry D. Perry Education Center	Primary Renovations	Hire Contractor	S	Yes	Funding Year 1 thru 3 projects are to take priority for advertisement of bid. The project is funded under Year 4. Advertisement for bids took place with all available Year 1 thru 3 projects already advertised.
Hollywood Central Elementary School	Primary Renovations	Hire Contractor	S	Yes	Reason: Funding Year 1 thru 3 projects are to take priority for advertisement of bid. The project is funded under Year 4 and was advertised after the available Funding Year 1 thru 3 projects were advertised. Remedy: The Board approval to award has taken place with Notice to Proceed being executed.

FLAG KEY:

- S** **Schedule:** Project has missed the planned milestone date for progressing to the next phase in the process.
- S** **Schedule:** Reflects a possibility of the project missing the planned milestone date for progressing to next phase in the process.
- S** **Schedule:** Project has resolved the delay that was previously identified.

- B** **Budget:** Reflects a board approved increase in funding based on bid and/or change order results.

► INITIATION BY GROUP YEAR

Schools	Project	Phase	Flagged FY20 Q4	Previously Flagged?	Comments
Lakeside Elementary School	Primary Renovations	Hire Contractor	S	Yes	Funding Year 1 thru 3 projects are to take priority for advertisement of bid. The project is funded under Year 5 and has been advertised after the available funding Year 1 thru 3 projects that were advertised.
Lauderhill-Paul Turner Elementary School	Primary Renovations	Hire Contractor	S	Yes	The project is pending a roofing reality check before bidding. The purpose of the reality check is to identify opportunities for cost and scope efficiencies. Funding Year 1 thru 3 projects are to take priority for advertisement of bid. The project is funded under Year 5 and will conduct a roofing reality check after the funding Year 1 thru 3 projects that are pending.
Meadowbrook Elementary School	Primary Renovations	Hire Contractor	S	Yes	Funding Year 1 thru 3 projects are to take priority for the procurement of a contractor. The project is funded under Year 5 and has experienced a delay due to the priority of Year 1 thru 3 projects. Project phase percent complete has returned to 5% due to the change in procurement method of the contractor.
Millennium 6-12 Collegiate Academy	Primary Renovations	Hire Contractor	S	Yes	Delays occurred during the design phase related to permitting. The design firm took over three months to resubmit for the second review and two months to resubmit for the third review. Funding Year 1 thru 3 projects are to take priority for advertisement of bid. The project is funded under Year 4 and will be advertised after the funding Year 1 thru 3 projects that are prepared for advertisement.
Norcrest Elementary School	Primary Renovations	Construction	Ⓢ	Yes	Original contractual date of substantial completion is 3/9/2021. Project is currently on pace. Delays previously experienced in the design phase and bid and award phases will not be recovered.
Park Lakes Elementary School	Primary Renovations	Hire Contractor	S	Yes	Reason: Delays have occurred during bid and award. Funding Year 1 thru 3 projects are to take priority for advertisement of bid. Remedy: The project is funded under Year 4 and was advertised after the available funding Year 1 thru 3 projects were advertised.
Park Ridge Elementary School	Primary Renovations	Hire Contractor	S	Yes	Funding Year 1 thru 3 projects are to take priority for advertisement of bid. The project is funded under Year 5 and will be advertised after the funding Year 1 thru 3 projects that are prepared for advertisement.
Park Trails Elementary School	Primary Renovations	Hire Contractor	S	Yes	Funding Year 1 thru 3 projects are to take priority for advertisement of bid. The project is funded under Year 5 and will be advertised after the funding Year 1 thru 3 projects that are prepared for advertisement.
Ramblewood Middle School	Primary Renovations	Construction	Ⓢ	Yes	Original contractual date of substantial completion is 5/21/2021. The project is currently on schedule.

FLAG KEY:

- S** **Schedule:** Project has missed the planned milestone date for progressing to the next phase in the process.
- Ⓢ** **Schedule:** Reflects a possibility of the project missing the planned milestone date for progressing to next phase in the process.
- Ⓜ** **Schedule:** Project has resolved the delay that was previously identified.

- B** **Budget:** Reflects a board approved increase in funding based on bid and/or change order results.

► INITIATION BY GROUP YEAR

Schools	Project	Phase	Flagged FY20 Q4	Previously Flagged?	Comments
Royal Palm STEM Museum Magnet	Primary Renovations	Hire Contractor	S	Yes	Reason: Delays occurred during Bid and Award. The project bid advertisement was delayed due to priority of Year 1 and 2 project advertisements prior to the Year 3 projects. Remedy: The project is funded under Year 3 and has been advertised after the available funding Year 1 and 2 projects were advertised.
Sheridan Park Elementary School	Primary Renovations	Hire Contractor	S	Yes	Funding Year 1 thru 3 projects are to take priority for advertisement of bid. The project is funded under Year 5 and will be advertised after the funding Year 1 thru 3 projects that are prepared for advertisement.
Silver Palms Elementary School	Primary Renovations	Hire Contractor	S	Yes	Funding Year 1 thru 3 projects are to take priority for advertisement of bid. The project is funded under Year 5 and will be advertised after the funding Year 1 thru 3 projects that are prepared for advertisement.
Stephen Foster Elementary School	Primary Renovations	Hire Contractor	S	Yes	Funding Year 1 thru 3 projects are to take priority for advertisement of bid. The project is funded under Year 5 and will be advertised after the funding Year 1 thru 3 projects that are prepared for advertisement.
Thurgood Marshall Elementary School	Primary Renovations	Hire Contractor	S	Yes	Funding Year 1 thru 3 projects are to take priority for advertisement of bid. The project is funded under Year 5 and will be advertised after the funding Year 1 thru 3 projects that are prepared for advertisement.
Tradewinds Elementary School	Primary Renovations	Hire Contractor	S	Yes	Funding Year 1 thru 3 projects are to take priority for advertisement of bid. The project is funded under Year 4 and will be advertised after the funding Year 1 thru 3 projects that are prepared for advertisement.
Virginia Shuman Young Elementary School	Primary Renovations	Hire Contractor	S	Yes	Funding Year 1 thru 3 projects are to take priority for advertisement of bid. The project is funded under Year 4 and has been advertised after the available funding Year 1 thru 3 projects were advertised.
Watkins Elementary School	Primary Renovations	Hire Contractor	S	Yes	Reason: Delays occurred during Bid and Award. The project bid advertisement was delayed due to priority of Year 1 thru 3 project advertisements prior to the Year 5 projects. Remedy: The project is funded under Year 5 and was advertised after the funding Year 1 thru 3 projects completed roofing reality checks and were advertised.
Westglades Middle School	Primary Renovations	Hire Contractor	S	Yes	Funding Year 1 thru 3 projects are to take priority for advertisement of bid. The project is funded under Year 5 and will be advertised after the funding Year 1 thru 3 projects that are prepared for advertisement.
Westpine Middle School	Primary Renovations	Hire Contractor	S	Yes	Funding Year 1 thru 3 projects are to take priority for advertisement of bid. The project is funded under Year 4. Advertisement for bids took place in February 2020 with all available Year 1 thru 3 projects already advertised.
Wingate Oaks Center	Primary Renovations	Hire Contractor	S	Yes	Reason: Delay in Design has occurred due to an above average amount of Construction Document submittals to the Building Department. Additional delays have occurred during bid and award due to the required roofing reality check. The purpose of the reality check is to identify opportunities for cost and scope efficiencies. Remedy: The Letter of Recommendation has expired and the project is being reviewed by the Building Department for a new Letter of Recommendation to Permit.
Winston Park Elementary School	Primary Renovations	Hire Contractor	S	Yes	Funding Year 1 thru 3 projects are to take priority for advertisement of bid. The project is funded under Year 4 and has been advertised after the available funding Year 1 thru 3 projects that were advertised.

FLAG KEY:

S **Schedule:** Project has missed the planned milestone date for progressing to the next phase in the process.

S **Schedule:** Reflects a possibility of the project missing the planned milestone date for progressing to next phase in the process.

S **Schedule:** Project has resolved the delay that was previously identified.

B **Budget:** Reflects a board approved increase in funding based on bid and/or change order results.

► CONSTRUCTION PHASE DELAYS

Below are schools where delays occurred during construction due to the **inability to recover from delays in previous phases, scope revisions or contractor concerns**:

Schools	Project	Phase	Flagged FY20 Q4	Previously Flagged?	Comments
Annabel C. Perry Pre K - 8	Primary Renovations	Construction	S	Yes	Original contractual date of substantial completion is 9/18/2019. Reason: Delays occurred due to Fire Alarm Specification Changes and Roofing Contractor Issues with permitting. Remedy: All work is complete with final inspections pending.
Atlantic Technical, Arthur Ashe, Jr Campus	Primary Renovations	Construction	S	Yes	Original contractual date of substantial completion is 8/20/2019. Reason: Delays occurred during construction related to the roofing sub-permit. It took an estimated additional 4 months in order to receive an approved roofing sub-permit which was not accounted for in the original construction schedule. Additional delays were experienced beginning the roof work after the sub-permit was received. Remedy: The sub-permit has been received, the roof repairs are complete, and the construction is estimated to be completed in early Q3 2020 pending final inspections.
Banyan Elementary School	Primary Renovations	Construction	S	Yes	Original contractual date of substantial completion is 9/3/2019. Reason: Delays occurred during construction related to the roofing sub-permit. The project continues to be delayed until the roofing sub-permit is received. Remedy: The construction is estimated to be completed in Q3 2020 pending receipt of the sub-permit.
Bayview Elementary School	Primary Renovations	Construction	S	Yes	Original contractual date of substantial completion is 4/23/2019. Reason: Delays have occurred during construction related to multiple inspections and follow-up work needed to pass the inspections. Remedy: The project is pending final roof repairs and inspections. Update: Roofing work continues to be delayed due to contractor not able to pass inspections. Substantial completion is now scheduled for early July 2020.
Blanche Ely High School	Primary Renovations	Construction	Ⓢ	Yes	Original contractual date of substantial completion is 8/1/2020. Delays continue to grow without a roofing sub-permit being approved. Without the roofing sub-permit, the project is forecasted to be completed December 2021. Update: New roofing subconsultant is on board and preparing roofing submittals.
Castle Hill Elementary School	Primary Renovations	Construction	S	Yes	Original contractual date of substantial completion is 1/25/2019. Reason: Delays have occurred during the construction phase. The contractor was delayed for a month at the principal's request. Additionally, there were delays of six months in receiving a roofing sub-permit. Remedy: A Notice to Cure has been issued. Currently re-evaluating the contractor performance. Update: The contractor continues to be delayed.

FLAG KEY:

- S** **Schedule:** Project has missed the planned milestone date for progressing to the next phase in the process.
- Ⓢ** **Schedule:** Reflects a possibility of the project missing the planned milestone date for progressing to next phase in the process.
- Ⓜ** **Schedule:** Project has resolved the delay that was previously identified.

- B** **Budget:** Reflects a board approved increase in funding based on bid and/or change order results.

► CONSTRUCTION PHASE DELAYS

Schools	Project	Phase	Flagged FY20 Q4	Previously Flagged?	Comments
Colbert Museum Magnet	Primary Renovations	Construction	S	Yes	Original contractual date of substantial completion is 12/5/2019. Reason: Delays occurred during construction related to the roofing sub-permit. The project continues to be delayed until the roofing sub-permit is received. Remedy: The construction is estimated to be completed in Q3 2020 pending receipt of the sub-permit.
Cypress Bay High School	Primary Renovations	Construction	S	Yes	Original contractual date of substantial completion is 12/26/2019. Reason: Delays were experienced in construction related to roof mounting of HVAC equipment. Remedy: Pending decision of the roof stand prior to completion of the roofing work and HVAC stand installation. Substantial completion is scheduled for Q3 2020.
Dave Thomas Education Center - East	Primary Renovations	Construction	Ⓢ	No	Original contractual date of substantial completion is 9/27/2020. Project is currently delayed by three months due to the roofing sub-permit.
Eagle Ridge Elementary School	Primary Renovations	Construction	S	Yes	Original contractual date of substantial completion is 7/29/2019. Reason: Delays occurred in Design, and Bid and Award that were not regained during construction. A change order is forthcoming to provide the contractor a time extension. Delays in construction were due to fire alarm scope changes required to comply with the new fire alarm requirements. These delays were not the contractor's fault. Update: Fire Alarm Panel training is required for PPO and a decision is pending on the installation requirements of an AC unit for one electrical room.
Everglades Elementary School	Primary Renovations	Construction	S	Yes	Original contractual date of substantial completion is 4/14/2020. Delay Reason: Delays occurred during construction related to the roofing sub-permit process. The roofing sub-permit required multiple submissions for the sub-contractor to receive approval. The sub-permit was received in February 2020. A delay of two months was experienced in bid and award due to the roofing reality check. The roofing sub-permit process has delayed the project an additional three months with an estimated Substantial Completion date in August 2020.
Falcon Cove Middle School	Primary Renovations	Construction	Ⓢ	Yes	Original contractual date of substantial completion is 6/30/2020. The project has experienced delays due to as-built conditions in the field differing from the as-built plans for the campus. Additional time was needed to locate and redesign conditions for the water line and sanitary line locations below grade.
Forest Glen Middle School	Primary Renovations	Construction	Ⓢ	No	Original contractual date of substantial completion is 11/22/2020. Project is currently delayed by 3 months due to unforeseen conditions related to the existing conditions of HVAC equipment on site.
Forest Hills Elementary School	Primary Renovations	Construction	S	Yes	Original contractual date of substantial completion is 2/2/2019. Reason: Delays occurred during construction related to the roofing sub-permit. The project continues to be delayed until the roofing sub-permit is received. Remedy: The contractor has been put on notice twice. The contractor has hired a new roofing sub-contractor to overcome the submittal issues.
Gator Run Elementary School	Primary Renovations	Construction	S	Yes	Original contractual date of substantial completion is 5/26/2020. Project is currently delayed 4 months due to multiple submissions of the roofing sub-permit.

FLAG KEY:

- S** **Schedule:** Project has missed the planned milestone date for progressing to the next phase in the process.
- Ⓢ** **Schedule:** Reflects a possibility of the project missing the planned milestone date for progressing to next phase in the process.
- Ⓜ** **Schedule:** Project has resolved the delay that was previously identified.

- B** **Budget:** Reflects a board approved increase in funding based on bid and/or change order results.

► CONSTRUCTION PHASE DELAYS

Schools	Project	Phase	Flagged FY20 Q4	Previously Flagged?	Comments
Griffin Elementary School	Primary Renovations	Construction	S	Yes	Original contractual date of substantial completion is 10/29/2019. Reason: Delays occurred during construction related to the roofing sub-permit. Additional delays were experienced during roofing inspections. The contractor was requiring additional improvements to pass inspections. Remedy: Pending change order prior to final inspections.
Hawkes Bluff Elementary School	Primary Renovations	Construction	Ⓢ	No	Original contractual date of substantial completion is 6/20/2020. Project is currently delayed due to roofing sub-permit and initial HVAC submittal revisions that were required. Construction is being closely watched to avoid additional delays.
Lake Forest Elementary School	Primary Renovations	Construction	S	Yes	Original contractual date of substantial completion is 6/21/2020. Project is currently experiencing a two month delay due to roofing sub-permitting. Critical path to achieve contractual substantial completion depends on receiving a roofing sub-permit in a timely manner. This is being closely watched and will be updated accordingly.
Lauderdale Lakes Middle School	Primary Renovations	Construction	S	Yes	Original contractual date of substantial completion is 7/10/2019. Reason: Previously delays have occurred in the design and bid and award phases. These delays were not recovered. Additional minor delays have occurred during construction. Delays started with replacement of the roofing sub-contractor. Original sub-contractor was not able to obtain a roofing sub-permit. Additional minor delays due to Summer rain that affected the roof work and unforeseen asbestos abatement that was needed in the large mechanical room. Remedy: Roofing sub-permits have been received and the roofing work is progressing. Update: additional delays are being experienced due to the current health crisis. Substantial completion is now scheduled for Q3 2020.
Maplewood Elementary School	Primary Renovations – Phase 1	Construction	S	No	Original contractual date of substantial completion is 2/5/2021. Contractor is currently on pace. Previous delays during the bid and award phase will not be recovered.
Marjory Stoneman Douglas High School	New Addition	Construction	S	No	Original contractual date of substantial completion is 6/29/2020. Forecast of substantial completion is currently July 2020.
McNab Elementary School	Primary Renovations	Construction	S	Yes	Original contractual date of substantial completion is 2/10/2020. Delays occurred during construction related to the roofing sub-permit. Remedy: The construction is estimated to be completed in Q1 2021.
Morrow Elementary School	Primary Renovations	Construction	S	Yes	Original contractual date of substantial completion is 1/16/2020. Project is currently delayed by six months pending descoping of remaining work which will be completed by FM Work Order. The descop is being evaluated prior to executing.
North Side Elementary School	Primary Renovations	Construction	S	Yes	Original contractual date of substantial completion is 5/14/2020. Project is currently delayed three months due to the contractor not obtaining a roofing sub-permit in a timely manner. Delays will continue until the roofing sub-permit is approved.
Oakridge Elementary School	Primary Renovations	Construction	Ⓢ	Yes	Original contractual date of substantial completion is 5/31/2020. Project is currently delayed by 8 months due to contractor performance. Contractor has submitted for a time extension. The time extension request is currently under review.

FLAG KEY:

S **Schedule:** Project has missed the planned milestone date for progressing to the next phase in the process.

Ⓢ **Schedule:** Reflects a possibility of the project missing the planned milestone date for progressing to next phase in the process.

Ⓢ **Schedule:** Project has resolved the delay that was previously identified.

B **Budget:** Reflects a board approved increase in funding based on bid and/or change order results.

► CONSTRUCTION PHASE DELAYS

Schools	Project	Phase	Flagged FY20 Q4	Previously Flagged?	Comments
Pinewood Elementary School	Primary Renovations	Construction	S	Yes	The milestone schedule for construction was found to be unrealistic. The duration of construction has been extended during the bid and award phase. The original contractual date of substantial completion is 10/2/2020. Project is currently on pace.
Pompano Beach Elementary School	Primary Renovations	Construction	S	Yes	Original contractual date of substantial completion is 4/16/2020. Project is currently delayed by five months. Contractor has submitted for a time extension which is currently in review.
Pompano Beach Middle School	Primary Renovations	Construction	S	No	Original contractual date of substantial completion is 5/19/2020. Minor delays are being experienced related to the fire alarm submittal approval. Delays will continue until the fire alarm submittal is correct from the contractor. Update: The project is experiencing delays due to construction issues related to the design documents. The contractor will be submitting a time extension request.
Quiet Waters Elementary School	Primary Renovations	Construction	S	Yes	Original contractual date of substantial completion is 1/19/2020. Project is currently delayed by ten months. Contractor will be submitting for a time extension. Delay is due to the revised fire protection design to accommodate the new fire hydrant.
Ramblewood Elementary School	Primary Renovations	Construction	S	Yes	Original contractual date of substantial completion is 4/6/2020. A delay of 2 months occurred during the bid and award phase which has not been recovered. Additional delays are being experienced related to roofing sub-permit and other shop drawings. Contractor will be submitting for a time extension.
Rock Island Elementary School	Primary Renovations	Construction	S	Yes	Original contractual date of substantial completion is 4/8/2020. Reason: Delays occurred during construction related to the roofing sub-permit. The roofing sub-permit took 5 months and multiple submissions to be approved. Remedy: The construction is estimated to be completed in Q3 2020 and is currently delayed by four months now that the roof sub-permit has been received.
Sandpiper Elementary School	Primary Renovations	Construction	S	Yes	Original contractual date of substantial completion is 8/25/2019. Reason: Delays have been experienced during construction related to updating the Fire Alarm specifications to comply with the updated District approved standards. Remedy: The construction is forecasted to be completed in Q4 2020.
Seagull Alternative High School	Primary Renovations	Construction	S	Yes	Original contractual date of substantial completion is 10/30/2019. Delays are being experienced in the start of construction due to roofing submittals required multiple revisions. The roofing sub-permit has not been received. Update: Completion is now anticipated in Q4 2020 with delays continuing regarding the roofing sub-permit.
Silver Lakes Elementary School	Primary Renovations	Construction	S	Yes	Original contractual date of substantial completion is 11/19/2019. Reason: Delays occurred during the design and bid and award phases. These delays have not been recovered during construction. Additionally, the project is delayed by two months during construction due to contractor performance. Remedy: Pending final inspections for Substantial Completion.
Silver Ridge Elementary School	Primary Renovations	Construction	S	No	Original contractual date of substantial completion is 5/19/2020. Project has been delayed during construction due to revisions in the scope. The original scope of work included replacement of HVAC units on the interior of the facility. The scope has been revised to include exterior unit replacement.

FLAG KEY:

- S** **Schedule:** Project has missed the planned milestone date for progressing to the next phase in the process.
- S** **Schedule:** Reflects a possibility of the project missing the planned milestone date for progressing to next phase in the process.
- S** **Schedule:** Project has resolved the delay that was previously identified.

- B** **Budget:** Reflects a board approved increase in funding based on bid and/or change order results.

► CONSTRUCTION PHASE DELAYS

Schools	Project	Phase	Flagged FY20 Q4	Previously Flagged?	Comments
Silver Trail Middle School	Primary Renovations	Construction	S	Yes	Original contractual date of substantial completion is 9/20/2019. Reason: Delays from design and bid and award have not been recovered. Currently experiencing additional delays during construction due to roofing sub-contract performance and schedule adherence. Remedy: A recovery schedule has been issued by the contractor and they are on track to meet the recovery schedule.
Sunland Park Academy	Primary Renovations	Construction	S	Yes	Original contractual date of substantial completion is 7/29/2020. Project is currently on pace. A one month delay occurred during the design phase which has not been recovered.
Tamarac Elementary School	Primary Renovations – Phase 1	Construction	S	Yes	Original contractual date of substantial completion is 2/28/2020. The project is currently delayed due to the contractor performance. The project is pending deductive change orders to remove rest of scope. Notice of Concern has been issued to close out the final Test and Balance HVAC issues and reach substantial completion.
Tamarac Elementary School	ADA Restrooms	Hire Contractor	S	Yes	The project was originally in construction with the media center project. Due to scope revisions, the project has been separated and will procure a new contractor. Pending budget and cost estimate review.
The Quest Center	Primary Renovations	Construction	S	Yes	Original contractual date of substantial completion is 12/7/2019. Delays occurred during construction related to the roofing sub-permit. The project continues to be delayed until the roofing sub-permit is received. Remedy: The construction is estimated to be completed in Q3 2020 pending receipt of the sub-permit.
Walker Elementary School	Primary Renovations	Construction	S	Yes	Original contractual date of substantial completion is 3/19/2020. The project is currently delayed by eight months due to the contractor not submitting correct submittals. The additional delays are also attributed to clarification in roofing scope of work.
West Broward High School	Primary Renovations	Construction	S	Yes	Original contractual date of substantial completion is 11/21/2018. Reason: Delays were experienced during the test and balancing of the HVAC systems. Deficiencies and repairs that were not included in the original scope or funded have been required to complete the project substantial completion. Remedy: CSMP contractor proposal is pending to complete the necessary repairs prior to final balancing of the systems.
West Hollywood Elementary School	Primary Renovations	Construction	S	Yes	Original contractual date of substantial completion is 3/24/2020. The project is currently delayed by four months. A notice of concern has been issued to the contractor. The pace of construction is not per the original construction schedule submitted by the contractor. Update: Contractor is progressing and is scheduled to have construction complete prior to the start of the new school year.
Westchester Elementary School	Primary Renovations	Construction	S	Yes	Original contractual date of substantial completion is 9/18/2020. Project is experiencing delays due to contractor not providing submittals in a timely manner. A notice to cure has been issued in March 2020 to the contractor. Meeting with General Contractor is scheduled to receive recovery schedule.
Westwood Heights Elementary School	Primary Renovations	Construction	S	No	Original contractual date of substantial completion is 5/14/2020. Project is currently delayed by two months with final inspections pending. Additional functional performance testing was required to prepare for final inspections.

FLAG KEY:

- S** **Schedule:** Project has missed the planned milestone date for progressing to the next phase in the process.
- S** **Schedule:** Reflects a possibility of the project missing the planned milestone date for progressing to next phase in the process.
- S** **Schedule:** Project has resolved the delay that was previously identified.

- B** **Budget:** Reflects a board approved increase in funding based on bid and/or change order results.

▶ OTHER

Below are schools with **Primary Renovation** schedule flags this quarter due to concerns outside of the listed categories:

Schools	Project	Phase	Flagged FY20 Q4	Previously Flagged?	Comments
Attucks Middle School	Primary Renovation - Media Center	Hire Contractor	S	Yes	Reason: Delays occurred during bid and award due to contractor pricing. Remedy: Negotiations with the CSMP Contractor were held and the project was split into two projects to achieve better pricing. Pending permit review prior to executing proposal and Notice to Proceed from contractor.
Attucks Middle School	Primary Renovation - Roofing	Hire Contractor	S	Yes	Reason: Delays occurred during bid and award due to contractor pricing. Remedy: Negotiations with the CSMP Contractor were held and the project was split into two projects to achieve better pricing. Pending permit review prior to executing proposal and Notice to Proceed from contractor.
Bennett Elementary School	Primary Renovation	Design	S	Yes	The project included the demolition or renovation of multiple campus buildings. The project is pending a presentation to the Board on demolition or renovation prior to completing the design. Once the decisions are made the project will progress to 100% Construction Documents and then the permitting process.
C. Robert Markham Elementary School	Primary Renovations	Hire Contractor	S	Yes	Reason: Delays occurred during the bid and award phase. Extensive negotiations were required in order to provide a quality GMP acceptable to the District. Remedy: The CM firm has been terminated due to inability to reach an agreement, and the project will progress with a Design/Bid/Build delivery method.
Collins Elementary School	Primary Renovations	Hire Contractor	S	Yes	Reason: Delays occurred during Bid and Award. The CM firm received bids which are over the \$2,000,000 threshold for continuing contracts. Remedy: The Board rejected the separation of the Fire Alarm scope of work. Due to the additional cost for design services to change the delivery method to advertise for bids, negotiations with the CM firm have reopened to lower the construction cost and attempt to retain the CM firm.
Country Isles Elementary School	Primary Renovations	Hire Contractor	S	Yes	Reason: Delays have occurred during bid and award due to contractor preparation of documentation for execution of the Notice to Proceed. Remedy: Project will be advertised for bids. Project phase percent complete has been reset to 5% due to the change in procurement method of the contractor.
Deerfield Beach Elementary School	Primary Renovations	Hire Contractor	S	Yes	Reason: Delays have occurred in the Bid and Award phase. The window replacement and lead based paint abatement is being included in the bid documents. The project was delayed twice during the bid advertisement due to advertisement extension caused by necessary responses to RFI's that would ensure the quality of bidding. Remedy: Pending execution of the Notice to Proceed.
Endeavour Primary Learning Center	Primary Renovations	Hire Contractor	S	Yes	Reason: Delays have been experienced during Bid and Award due to sub-contractor quotes and assembly of the GMP for Board approval. Remedy: Final signatures for the GMP amendment are pending.
Fox Trail Elementary School	Primary Renovations	Hire Contractor	S	Yes	Reason: Delays have occurred during the bid and award phase. The project reverted back to bid advertisement after changes in scope were required. Remedy: Notice to Proceed is being executed.

FLAG KEY:

- S** **Schedule:** Project has missed the planned milestone date for progressing to the next phase in the process.
- S** **Schedule:** Reflects a possibility of the project missing the planned milestone date for progressing to next phase in the process.
- S** **Schedule:** Project has resolved the delay that was previously identified.

- B** **Budget:** Reflects a board approved increase in funding based on bid and/or change order results.

▶ OTHER

Schools	Project	Phase	Flagged FY20 Q4	Previously Flagged?	Comments
Glades Middle School	Primary Renovations	Hire Contractor	S	Yes	Reason: Delays have occurred during the Bid and Award phase due to difficulties in receiving correct quotes from multiple contractors. Remedy: Decisions will be required by the District related to the scope of the project. There is a potential cost savings thru value engineering of the design.
Hollywood Park Elementary School	Primary Renovations	Construction	Ⓢ	Yes	Original contractual date of substantial completion is 12/13/2021. The project is on pace. The project has experienced delays during design and bid and award which will not be recovered.
Larkdale Elementary School	Primary Renovations	Hire Contractor	S	Yes	Reason: Delays have occurred during bid and award. The CM firm was delayed on bidding the project to sub-contractors and preparing the GMP amendment. Remedy: The CM firm has been removed from the project. The project has advertised for bids with bid opening having occurred. Pending review of the bids prior to Board approval to award the contract.
Maplewood Elementary School	Primary Renovations – Phase 1	Construction	Ⓢ	No	Original contractual date of substantial completion is 2/5/2021. Contractor is currently on pace. Previous delays during the bid and award phase will not be recovered.
Mary M. Bethune Elementary School	Primary Renovations	Design	S	Yes	Currently exploring right sizing and scope options per District directive. Project delays will continue until scope decisions are made. Update: Current health crisis has delayed presentation of additional options to the Board for final decision.
McFatter Technical College, Broward Fire Academy	Primary Renovations	Hire Contractor	S	Yes	Reason: Delays occurred during the permitting process in the design phase. The delays will not be recovered during construction. Remedy: A Letter of Recommendation to Permit has been received. A CSMP contractor has been selected. Update: The CSMP term contract has expired and the project is pending advertisement for bids. Project phase percent complete has returned to 5% due to the change in procurement method of the contractor.
Nob Hill Elementary School	Primary Renovations	Hire Contractor	S	Yes	Delays are occurring during bid and award related to the cost estimate of construction. The project is at the threshold cost limit to prevent the use of the continuing contract construction management firm currently on the project. The cost estimate has been reviewed and determined the project would require bidding. Revisions to the design are required as a result of the roof reality check.
Northeast High School	Weight Room	Design	S	Yes	Weight Room to be relocated to a building being renovated in the Primary Renovation. Pending progress on the Primary Renovation prior to execution of the relocation.
Olsen Middle School	Primary Renovations	Hire Contractor	S	Yes	Reason: The project was put on hold until decisions are made related to enrollment and the scope of work. Remedy: Enrollment decisions have been made and the project is currently procuring the contractor.
Pines Lakes Elementary School	Primary Renovations	Hire Contractor	S	Yes	Delays have occurred during the bid and award phase due to negotiations with the CSMP firms. The proposal from the first CSMP firm has been rejected. The new CSMP contracts are to be used in emergency situations only. The project will advertise for bids when the roof redesign is complete. Project phase percent complete has returned to 5% due to the change in procurement method of the contractor.

FLAG KEY:

S **Schedule:** Project has missed the planned milestone date for progressing to the next phase in the process.

Ⓢ **Schedule:** Reflects a possibility of the project missing the planned milestone date for progressing to next phase in the process.

Ⓢ **Schedule:** Project has resolved the delay that was previously identified.

B **Budget:** Reflects a board approved increase in funding based on bid and/or change order results.

► OTHER

Schools	Project	Phase	Flagged FY20 Q4	Previously Flagged?	Comments
Pines Middle School	Primary Renovations	Hire Contractor	S	Yes	Delays have occurred during the bid and award phase due to bidding from the sub-contractors. The Contractor has deemed the bids not acceptable. Rebidding was required and has taken place. The GMP amendment has been approved and the project is pending Notice to Proceed execution.
Sea Castle Elementary School	Primary Renovations	Construction	S	Yes	Original contractual date of substantial completion is 11/12/2020. Project is currently on pace. Delays were experienced during the design phase and the bid and award phase which have not been recovered.
South Plantation High School	HVAC Improvements	Hire Design Team	S	No	HVAC scope of work project is delayed due to the descoping from the Primary Renovation. Pending proposal from design firm prior to submitting for Board approval to award the design contract.

FLAG KEY:

- S** **Schedule:** Project has missed the planned milestone date for progressing to the next phase in the process.
- S** **Schedule:** Reflects a possibility of the project missing the planned milestone date for progressing to next phase in the process.
- S** **Schedule:** Project has resolved the delay that was previously identified.

- B** **Budget:** Reflects a board approved increase in funding based on bid and/or change order results.

► BUDGET FLAGS

Below are schools with **budget flags this quarter:**

Schools	Project	Flagged FY20 Q4	Previously Flagged?	Comments
Central Park Elementary School	Primary Renovations	B	No	Additional funding of \$3,045,525 was approved by the Board on 4/14/2020 in conjunction with the approval to award the construction agreement.
Challenger Elementary School	Primary Renovations	B	No	Additional funding of \$2,206,100 was approved by the Board on 5/19/2020 in conjunction with the approval to award the construction agreement for the project.
Deerfield Park Elementary School	Primary Renovations	B	No	Additional funding of \$984,840 was approved by the Board on 5/19/2020 in conjunction with the approval to award the construction agreement.
Driftwood Middle School	Primary Renovations	B	No	Additional funding of \$2,801,700 was approved by the Board on 4/21/2020 in conjunction with the approval to award the construction agreement.
Flamingo Elementary School	Primary Renovations	B	No	Additional funding of \$205,000 was approved by the Board on 5/19/2020 in conjunction with the approval to award the construction agreement.
Floranada Elementary School	Primary Renovations	B	No	Additional funding of \$2,062,840 was approved by the Board on 6/23/2020 in conjunction with the approval to award the construction agreement for the project.
Fox Trail Elementary School	Primary Renovations	B	No	Additional funding of \$627,150 was approved by the Board on 4/14/2020 in conjunction with the approval to award the construction agreement for the project.
Hollywood Central Elementary School	Primary Renovations	B	No	Additional funding of \$3,841,350 was approved by the Board on 5/19/2020 in conjunction with the approval to award the construction agreement for the project.
Lakeside Elementary School	Primary Renovations	B	No	Additional funding of \$1,385,240 was approved by the Board on 5/19/2020 in conjunction with the approval to award the construction agreement for the project.
Northeast High School	Primary Renovations	B	No	Additional funding of \$1,385,240 was approved by the Board on 5/19/2020 in conjunction with the approval to award the construction agreement for the project.
Nova Middle School	Primary Renovations	B	No	Additional funding of \$4,037,300 was approved by the Board on 4/14/2020 in conjunction with the approval to award the construction agreement for the project.
Panther Run Elementary School	Primary Renovations	B	No	Additional funding of \$2,128,983 was approved by the Board on 6/23/2020 in conjunction with the approval to award the construction agreement.
Royal Palm STEM Museum Magnet	Primary Renovations	B	No	Additional funding of \$4,275,900 was approved by the Board on 4/14/2020 in conjunction with the approval to award the construction agreement.
Virginia Shuman Young Elementary School	Primary Renovations	B	No	Additional funding of \$2,904,230 was approved by the Board on 6/23/2020 in conjunction with the approval to award the construction agreement for the project.
Westpine Middle School	Primary Renovations	B	No	Additional funding of \$2,330,500 was approved by the Board on 5/19/2020 in conjunction with the approval to award the construction agreement.

FLAG KEY:

- S** **Schedule:** Project has missed the planned milestone date for progressing to the next phase in the process.
- S** **Schedule:** Reflects a possibility of the project missing the planned milestone date for progressing to next phase in the process.
- S** **Schedule:** Project has resolved the delay that was previously identified.

- B** **Budget:** Reflects a board approved increase in funding based on bid and/or change order results.

HOLDING VENDORS

ACCOUNTABLE

The following is a list of design firms that were either fined or had financial penalties levied against them because they were severely delayed compared to the planned schedule.

- ▶ The Program Management team continues to enforce the damages/financial penalties clause of the Professional Services Agreement (PSA) with designers.
- ▶ To date, the team has recovered **\$211,500** in penalties from architects/engineers who completed the Design phase.
- ▶ Designers and construction managers have been closely monitored to evaluate potential for further delays or best use of bond dollars.
- ▶ Included below is a running list of financial penalties that have been collected to date:

PROJECT	VENDOR	BOARD DATE	AMOUNT OF CREDIT	ACTION TAKEN
Stranahan HS	Wolfberg Alvarez	9/17/2019	\$19,600	Service fee reduction
Pioneer MS	Williamson Dacar	10/15/2019	\$18,000	Service fee reduction
Westwood Heights ES	ACAI	11/15/2019	\$16,000	Service fee reduction
Mirror Lake ES	ACAI	11/15/2019	\$18,000	Service fee reduction
North Side ES	ACAI	11/15/2019	\$12,000	Service fee reduction
McNab ES	ACAI	11/15/2019	\$7,500	Service fee reduction
Hollywood Hills HS	ACAI	12/10/2019	\$14,700	Service fee reduction
Nova HS	ACAI	12/10/2019	\$15,800	Service fee reduction
James M. Rickards MS	Williamson Dacar	12/10/2019	\$28,000	Service fee reduction
Blanche Ely HS	Wolfberg Alvarez	2/19/2020	\$27,650	Service fee reduction
Maplewood ES	MC Harry	4/21/2020	\$11,050	Service fee reduction
Eagle Point ES	Williamson Dacar	6/23/2020	\$23,200	Service fee reduction
Subtotal:			\$211,500	

RESPONSES TO TAXWATCH & BOC QUESTIONS

We're taking this opportunity to formally address questions and requests that were brought up at prior BOC meetings, BOC workshops and in TaxWatch reports.

Q: At what phase do schools have the breakdown of Hard Costs versus Soft Costs reported?

A: The breakdown of Hard Costs vs. Soft Costs are available once a project has reached final completion. Moving forward, the Hard Costs vs. Soft Costs Report will continue to be updated and provided in all subsequent BOC reports providing a breakdown of the Hard Cost and Soft Cost spent for fully completed Primary Renovation projects.

Q: Identify actions taken by the District to enforce the terms and conditions of contracts with design firms, vendors and contractors. This should include the name of the vendor, the action(s) taken and the reason for the action(s).

A: Beginning with this FY20 Q2 BOC Report (quarter ending December 31, 2019), Facilities will include a report listing the vendor name, action taken, reason for action and the amount of the credit.

Q: Provide additional information about the Change Orders due to consultant error, consultant omission and unforeseen circumstances.

A: A more detailed Change Order Log with a description of each Board approved Change Order is provided in this report and will be provided in subsequent reports.

Q: Provide reasons for terminating Gilbane as the Construction Manager and the status of procuring a new Construction Manager.

A: The Construction Manager (Gilbane) was terminated from the Northeast High School Primary Renovation project on June 25, 2019 due to an inability to reach an agreement on the GMP. After the close of the quarter, the Board approved a Construction Agreement with Pirtle Construction Company to replace Gilbane as the Construction Manager on August 13, 2019.

RESPONSES TO TAXWATCH & BOC QUESTIONS

Q: Identify design firm contracts terminated to date, including reasons for termination and the schools where these firms were working.

A: To date, only one design firm has been terminated (LIMCO Engineering, Inc). LIMCO Engineering Inc. was experiencing significant delays in the preparation of design documents for five of their six assigned projects. In an effort to mitigate further delays, the District, Program Management team, and Procurement and Warehousing Services (PWS) met with LIMCO several times to resolve concerns. After multiple meetings between the parties, no improvement had been realized. As a result, it was determined that the best course of action for both parties would be to terminate the five projects for convenience in lieu of cause, conditioned upon specific terms set forth in the Termination Agreement. On April 23, 2019, the Board approved the Termination Agreement.

Included below are the list of schools that were assigned to LIMCO along with their current status:

SCHOOL NAME	CURRENT STATUS
Hollywood Hills Elementary School	Approved a PSA with The Tamara Peacock Company Architects of Florida, Inc. on 08/20/2019
Indian Trace Middle School	Approved a PSA with LIVS Associates, LLC on 9/4/2019
North Andrews Gardens Elementary School	Approved a PSA with The Tamara Peacock Company Architects of Florida, Inc. on 08/20/2019
Tequesta Trace Middle School	Approved a PSA with LIVS Associates, LLC on 9/4/2019
Wilton Manors Elementary School	Approved a PSA with Rodriguez Architects, Inc. on 06/25/2019

RESPONSES TO TAXWATCH & BOC QUESTIONS

Q: Provide and explain the liquidated damages/financial penalties provisions contained in the new PSAs with design firms.

A: Professional Service Agreements issued in the early stages of the program include enforceable damages for delays; however, they do not include specific language about financial penalties. Later agreements include specific language outlining penalties for missing the contracted completion date and multiple resubmittals for permitting.

Included below are the contract clauses from current PSAs pertaining to delays and multiple resubmittals:

- ▶ 2.1.7 Penalty for Non-Conforming Design Documents: Should the Project Consultant submit drawings, plans, specifications or other documents or materials for review as required here in that are deemed unacceptable as defined by the terms "Revise and Resubmit" by the plan review authority (Building Department, Design Services Department, Peer Plan Review Consultant), the costs, as solely determined by the Owner, for all subsequent reviews after the second review for that Phase shall be borne by the Project Consultant and the Owner will deduct such costs from the Project Consultant's Basic Services Fee.
- ▶ 10.1.3 Time for Performance: The Project Consultant agrees to start all work here under upon receipt of an Authorization to Proceed issued by the Chief Facilities and Construction Officer or his designee and to complete each Phase within the time stipulated in the Authorization To Proceed (Attachment 6 to this Agreement ("ATP")) and as required by the Project Schedule (Attachment I to this Agreement). The Project Consultant acknowledges that failure to perform in a timely manner may cause the Owner to sustain loss and damages and will be responsible for same. The Consultant agrees that Owner is entitled to recover no less than One Hundred Dollars (\$100) per consecutive calendar day of unexcused delay caused by the Consultant's failure to comply with the times set forth in the fully executed ATP. Owner shall have the right to deduct such amounts from payments due and owing to the Consultant.

Q: Provide a brief explanation on the continued viability of the current facilities construction schedule, as well as other likely scenarios and construction schedules.

A: The Program Management Team continues to evaluate the multiple factors impacting the schedule. It was presented to the Board at a recent workshop on February 11, 2020 that roofing continues to be the greatest challenge facing the SMART Renovation Program. Once more data from roofing is available, the results, recommendations and mitigating strategies will be shared with the School Board and subsequently included in the BOC Report.




Section 5

Facilities Sub-Section



SCHOOL CHOICE ENHANCEMENT PROGRAM (SCEP)

SCEP HIGHLIGHTS & QUARTERLY RECAP



8



SCHOOLS COMPLETE THIS QUARTER

Schools that have joined the list of those with fully **complete** SCEP enhancements since the last quarter's update

132



SCHOOLS COMPLETE TO-DATE

All SCEP items have been both **delivered and installed**, with a SCEP fund balance of **5% or less remaining** to be spent

1,412



TOTAL SCEP ITEMS TO-DATE

All items that have been **delivered and installed** at schools districtwide

230






SCHOOLS UNDERWAY OR COMPLETE

Representing **all schools in Funding Years 1-5**

QUARTERLY HIGHLIGHTS

With all SCEP projects now active or complete, schools across the District are beginning to make the most of their upgrades.

	PREVIOUS QUARTER ENDING MARCH 31, 2020	CURRENT QUARTER ENDING JUNE 30, 2020
	25	23
	81	75
	124	132
TOTAL	230 SCHOOLS	230 SCHOOLS

NOTE:

Although many schools have received a significant portion of their SCEP items to date, projects officially remain in the **Implement Improvements** phase until all items have been **delivered and installed**.

A new process has been implemented to determine a school's completion status in the School Choice Enhancement Program. Projects will still follow the three phased process for voting on items; however, **a school must now reach the following criteria to be considered complete:**

- ▶ Delivery of all items selected in voting
- ▶ A balance of 5% or less remains

SCHOOL CHOICE IN ACTION: HOLLYWOOD PARK ELEMENTARY SCHOOL

Hollywood Park Elementary School was one of the latest schools to have all its School Choice Enhancement Program items delivered and installed.

Enhancements include a **cafeteria projector, laptops, audio equipment and playground upgrades.**



**PLAYGROUND
UPGRADES**



**CAFETERIA
PROJECTOR**



AUDIO EQUIPMENT



LAPTOPS



The playground at Hollywood Park Elementary School has been updated with new equipment that includes a slide and a rock-climbing structure. Additionally, the playground received a rubber replacement that is not only durable, but it makes for a soft-landing spot in the event of a tumble.

Students and staff alike will appreciate the upgrades that are housed in the cafeteria including the projector and audio equipment. These new items will come in handy during assemblies, school recitals and parent meetings.




Laptops have made it on yet another school's list of School Choice Enhancement items. This popular choice has proven to be essential in and out of the classroom as schools transitioned to virtual learning towards the end of last school year.

The School Choice Enhancement Program remains committed to supplying students and teachers in the District with the tools they need to succeed.



FEATURED SCEP PROJECTS COMPLETED THIS QUARTER



ATLANTIC WEST ELEMENTARY SCHOOL

(District 7)

- **Delivered:** Janitorial equipment, folding chairs, digital marquee, front office furniture and shade structure in PE court



CHAPEL TRAIL ELEMENTARY SCHOOL

(District 4)

- **Delivered:** Laptops, stage curtains, playground shade and bus loop shade



DEERFIELD BEACH ELEMENTARY SCHOOL

(District 7)

- **Delivered:** Fence around the butterfly garden, tables, stools, bookcases, outdoor classroom (canopy), classroom rugs and chairs

FEATURED SCEP PROJECTS COMPLETED THIS QUARTER



PARK LAKES ELEMENTARY SCHOOL

(District 5)

- **Delivered:** Digital marquee, K-2 & 3-5 playground structures and outdoor benches



PARK SPRINGS ELEMENTARY SCHOOL

(District 4)

- **Delivered:** Floor scrubber, murals, laptops, K-2 playground equipment, desks and file cabinets



PEMBROKE LAKES ELEMENTARY SCHOOL

(District 2)

- **Delivered:** Classroom furniture, cafeteria sound system, rekeying locks and digital marquee

SUMMARY OF SCEP PROJECTS: COMPLETE

132 SCHOOLS COMPLETE

SCHOOL NAME	DISTRICT	STATUS
Annabel C. Perry Pre K - 8 (f.k.a. Annabel C. Perry Elementary)	1	Delivered: Front office renovation, laptops, golf carts, athletic equipment, outdoor furniture, digital marquee, floor mats, front door wrap, minifridge, presentation cabinets and chain link fence artwork
Atlantic Technical High School & Technical College	7	Delivered: Furniture/renovation for the media center
Atlantic Technical, Arthur Ashe, Jr Campus	5	Delivered: Furniture/renovation for the media center
Atlantic West Elementary School	7	Delivered: Janitorial equipment, folding chairs, digital marquee, front office furniture and shade structure on PE court
Attucks Middle School	1	Delivered: Front office renovation, murals, facilities equipment, technology, lab remodeling, media center upgrade, LCD projectors and an interior audio system
Bair Middle School	5	Delivered: Projector, portable sound system, cafeteria sound system, indoor office furniture, laptops and an Earthwalk cart
Bayview Elementary School	3	Delivered: Cafeteria sound system, printers, poster maker, parking stanchions, furniture (tables, chairs for 3rd, 4th & 5th grade), cafeteria projector cage, LCD panel assembly touch screen, AC adapter, 4-cell battery and laptops
Beachside Montessori Village	1	Delivered: Music equipment, athletic equipment, math and science equipment, portable sound system, cafeteria audio system, microscopes, cabinets and laptops

SUMMARY OF SCEP PROJECTS: COMPLETE

132 SCHOOLS COMPLETE (contd.)

SCHOOL NAME	DISTRICT	STATUS
Blanche Ely High School	7	Delivered: Media backdrop, indoor tables, bracket kits with ActivBoards, projectors, tables, chairs, science equipment, digital classroom upgrades, heart models, podium, laptops and adaptors
Boyd H. Anderson High School	5	Delivered: Recordex, sound system for the gymnasium, laptop cart with (30) laptops, portable sound system, roof for visitor's dugout, lockers, golf carts and gym wall pads
Broadview Elementary School	4	Delivered: Digital marquee, classroom rugs, playground upgrades and equipment, laptops, mini HDMI and adapters
C. Robert Markham Elementary School	7	Delivered: Furniture (student desks, chairs, cafeteria tables, front office furniture) and water bottle filling stations
Castle Hill Elementary School	5	Delivered: Mimio boards, murals, cafeteria sound system, projector, TVs, TV production studio, classroom furniture, digital marquee and projector screen
Chapel Trail Elementary School	2	Delivered: Laptops, stage curtains, bus loop shade and shade structure
Charles Drew Elementary School	7	Delivered: Portable PA system, trash cans, murals, two-way radios, (20) projectors, golf carts, cafeteria sound system, floor mats, traffic cones, stage curtains, office furniture and picnic tables
Charles Drew Resource Center	7	Delivered: Front office renovation, microphones, office furniture, (8) Elmo boards, (6) speakers, printers, outdoor benches and (12) ThinkPad's
Coconut Creek Elementary School	7	Delivered: TVs, playground upgrades, outdoor benches and tables

SUMMARY OF SCEP PROJECTS: COMPLETE

132 SCHOOLS COMPLETE (contd.)

SCHOOL NAME	DISTRICT	STATUS
Coconut Creek High School	7	Delivered: Projectors, auditorium sound system, cafeteria tables, laptop carts, laptops, projector screen and auditorium projector In progress: 100E Lenovo laptops
Coconut Palm Elementary School	2	Delivered: PIP rubber surfacing, basketball shade structure, Aiphone submaster station, Recordex, (2) AC adapters and laptops
Collins Elementary School	1	Delivered: Document cameras, printers, outdoor bulletin boards, two-way radios, projector screen, murals, laptops, Recordex and a digital marquee
Coral Cove Elementary School	2	Delivered: (46) LCD projectors ceiling mounted
Coral Springs High School	4	Delivered: ThinkPads, earth walk carts, printers and projectors
Country Isles Elementary School	6	Delivered: Sand replacement with PIP surfacing in K-2 & 3-5 play areas
Cypress Bay High School	6	Delivered: Projectors, (112) printers, projector in auditorium, (4) Recordex and office furniture
Cypress Elementary School	3	Delivered: Picnic tables, furniture for student service area, teacher workroom renovation, Playground PIP and digital marquee
Cypress Run Education Center	7	Delivered: Staff and student laptops, computers for other areas such as computer lab, TV production, laptops and USB drives
Dave Thomas Education Center - East	7	Delivered: Lenovo laptops, digital marquee and front office furniture

SUMMARY OF SCEP PROJECTS: COMPLETE

132 SCHOOLS COMPLETE (contd.)

SCHOOL NAME	DISTRICT	STATUS
Dave Thomas Education Center - West	7	Delivered: Reconstruction of Room 202, technology items, outdoor furniture, Recordex and wall wraps
Davie Elementary School	6	Delivered: Laptops, desktops, Earthwalk carts, printers, reading tables, cafeteria system upgrades, stage curtains, teacher lounge upgrade, classroom rugs, Recordex and teacher lounge updates - (conference table - cabinets - presentation board - 2 leather seating - 6 black leather chairs - 5 leather fabric), iPads and HDMI cables
Deerfield Beach Elementary School	7	Delivered: Fence around the butterfly garden, tables, stools, bookcases, indoor furniture, outdoor classroom shade, 8x12 classroom rugs and chairs
Dillard 6-12 School	5	Delivered: Poster maker, 3D printer, student laptops, chairs, furniture, golf carts and digital marquee
Dolphin Bay Elementary School	2	Delivered: Projectors, morning announcement studio equipment, Recordex, laptops, ThinkPads, new playground upgrades and new play equipment for Pre-K play area
Driftwood Middle School	1	Delivered: Golf carts, indoor furniture for the computer lab (tables, chairs, storage cabinets, bookcases), vacuum and athletic equipment
Dr. Martin Luther King, Jr. Montessori Academy	5	Delivered: Interiors murals, outdoor benches, laptop computers, teachers' laptops, printers, promethean boards and digital marquee
Eagle Point Elementary School	6	Delivered: Portable PA system, PIP rubber surfacing and Recordex
Eagle Ridge Elementary School	4	Delivered: PIP resurfacing and morning show equipment

SUMMARY OF SCEP PROJECTS: COMPLETE

132 SCHOOLS COMPLETE (contd.)

SCHOOL NAME	DISTRICT	STATUS
Embassy Creek Elementary School	6	Delivered: Student laptops, classroom projectors ceiling mounted, cafeteria partitions, window blinds & (7) laptops
Everglades High School	2	Delivered: Laptops, (6) printers, Aiphone & strike
Fairway Elementary School	2	Delivered: Color poster maker, two-way radios, projectors, document cameras, morning show equipment, sound stage projector, cafeteria sound system, microphones for the sound system, laptops, digital marquee, adaptors, TV installation, desktop
Falcon Cove Middle School	6	Delivered: Student laptops and Recordex
Flamingo Elementary School	6	Delivered: Partial replacement of sand with PIP rubber in the playground, golf cart, iPad and laptops
Forest Glen Middle School	4	Delivered: Murals, computer lab furniture, TV studio equipment, library remodeling and gym bleachers
Forest Hills Elementary School	4	Delivered: Replace sand in both play areas with PIP rubber, digital marquee, internal cell battery, (3) Lenovo laptops
Fort Lauderdale High School	3	Delivered: Golf carts, digital scoreboard tables, digital marquee and outdoor concrete patio tables
Gator Run Elementary School	6	Delivered: Apple iPads, media center furniture, kindle fire for classroom use, teacher chairs, Recordex, electric door strikes and proximity pads

SUMMARY OF SCEP PROJECTS: COMPLETE

132 SCHOOLS COMPLETE (contd.)

SCHOOL NAME	DISTRICT	STATUS
Glades Middle School	2	Delivered: Apple iPads, books, tablets, Recordex, laptops, P.E. equipment, camera for TV production system, technology supplies and HDMI cables
Griffin Elementary School	6	Delivered: Projectors, student computers, document cameras, digital marquee, new structure for Pre-K-2 playground, tables, stackable cafeteria chairs and 2-seat sofa armchairs
Gulfstream Academy of Hallandale Beach (fka: Hallandale Adult & Community Center)	1	Delivered: Laptops, laptop carts and murals
Hawkes Bluff Elementary School	2	Delivered: Student chairs, LCD projector, primary playground upgrades, classroom blinds and shade structure
Henry D. Perry Education Center	1	Delivered: Indoor furniture, cafeteria tables, students chairs, desks and laptop carts
Hollywood Hills High School	1	Delivered: Two-way radios, front office furniture, chairs, plastic tables, trophy cases, conference, chairs and guidance room furniture
Hollywood Park Elementary School	1	Delivered: Cafeteria LCD projector, laptops, speakers control center and playground upgrades
Horizon Elementary School	5	Delivered: Badge maker, outdoor PA system, printers, classroom rugs, Recordex, digital poster maker, laptops, (10) laptop carts, morning show equipment and (11) reading tables
Indian Ridge Middle School	6	Delivered: Printers, computers for both staff and students

SUMMARY OF SCEP PROJECTS: COMPLETE

132 SCHOOLS COMPLETE (contd.)

SCHOOL NAME	DISTRICT	STATUS
Indian Trace Elementary School	6	Delivered: Re-keying of the campus, electric strike and playground upgrades
James S. Rickards Middle School	3	Delivered: Floor mats, outdoor metal bleachers, flat screen TVs, clay extruder, two-way radios, indoor furniture, projectors, dehumidifier, laptops, tables for teacher's lounge, chairs, laminator, electric strike for the new SPE and digital marquee
Lanier-James Education Center	1	Delivered: School study carrels, laptops, weight room equipment, media center furniture and digital marquee
Lauderdale Manors Early Learning and Resource Center	5	Delivered: Chairs, tables, two golf carts, cafeteria furniture, laptops, facilities equipment, marquee sign letters, bulletin boards, outdoor benches, microwave, lectern with mics, furniture, two-way radios, printer, toner, fan, table, refrigerator, door wraps, power chargers, first aid kits, playground upgrades, portable air pump and tire inflator
Lauderhill Community School at Park Lakes Learning Center (f.k.a. Castle Hill Annex)	5	Delivered: Radios, (32) Lenovo M720q desktops and (4) 30 Unit L380 laptop carts
Liberty Elementary School	7	Delivered: Chairs, (64) TVs for the classrooms, cafeteria sound system, media TV production system and digital marquee
Lloyd Estates Elementary School	3	Delivered: Two-way radios, poster maker, LCD projectors, digital cameras and (12) Recordex

SUMMARY OF SCEP PROJECTS: COMPLETE

132 SCHOOLS COMPLETE (contd.)

SCHOOL NAME	DISTRICT	STATUS
Manatee Bay Elementary School	6	Delivered: 6' benches with canopies, computers, carts, robotics material, two-way radios, printers, storage shelving, shade structure for the playground, media production upgrade and classroom tables
Maplewood Elementary School	4	Delivered: Stage sound system, projector & playground shade structure and PIP In Progress: Remaining balance on hold until media center renovation is complete
McFatter Technical High School & Technical College	6	Delivered: Recordex, laptops, publishing speed treater equipment, (6) cameras (video and still) for photography and digital media and stage lighting
McFatter Technical College, Broward Fire Academy	6	Delivered: Forklift, breathing apparatus and cylinder
McNicol Middle School	1	Delivered: (500) auditorium chairs, sound system for the gym, projectors, pass through and Epson equipment and chairs
Millennium 6-12 Collegiate Academy	4	Delivered: Document cameras, chemistry equipment, media center furniture and Recordex
Miramar Elementary School	1	Delivered: Laptops, safety cones, document cameras, stage curtains, cafeteria sound system, picnic tables, cafeteria blinds, office furniture and digital marquee
Miramar High School	2	Delivered: Golf cart, security cameras, scrubber machine, protective mats for gym floor, canopy fabric, auditorium painting, signage for gym/ stadium and additional parking spaces
Mirror Lake Elementary School	5	Delivered: Laptops, printers, portable PA system, partial P.E. equipment, classroom furniture, music (instruments, lighting, and audio visual) and athletic equipment

SUMMARY OF SCEP PROJECTS: COMPLETE

132 SCHOOLS COMPLETE (contd.)

SCHOOL NAME	DISTRICT	STATUS
New River Middle School	3	Delivered: Projectors for the auditorium, digital video board, camcorder, digital marquee, laptops, EarthWalk carts, cart wiring, EarthWalk carts, desktops and external hard drive
Norcrest Elementary School	7	Delivered: Document cameras, student laptops, PIP rubber surfacing replacement and two-way radios
North Side Elementary School	3	Delivered: Printers, student laptops, Recordex, window blinds, main office furniture, two-way radios, partial office furniture and murals
Nova Blanche Forman Elementary School	6	Delivered: Classroom rugs, laptops, Earthwalk carts, cable management, HDMI to VGA adapter, USB 3.0 Ethernet adapter, Lenovo ThinkPad case, kidney tables, projectors, document cameras, media center furniture, lobby and conference room furniture
Nova High School	6	Delivered: Laptops carts, laptops, technology items, printers, active slates, turf for the field enhancement, scoreboards and Active Hubs
Nova Middle School	6	Delivered: Teacher chairs, laptops, desktops, ThinkPad and broadcasting system
Oakridge Elementary School	1	Delivered: Marquee letters, classroom carpets, vacuums, wax machine, printers, testing kits, iPad tablets and Recordex
Olsen Middle School	1	Delivered: Laptops, computer carts, printers, student desks and chairs
Orange Brook Elementary School	1	Delivered: Laptops, carts, furniture, printers, Epson air filters, portable PA, digital marquee, HDMI, wireless keyboards, DVD burner, headphones and iPad covers

SUMMARY OF SCEP PROJECTS: COMPLETE

132 SCHOOLS COMPLETE (contd.)

SCHOOL NAME	DISTRICT	STATUS
Oriole Elementary School	5	Delivered: Classroom rugs, student tables & chairs, two-way radios, projectors, outdoor mats, teachers chairs, cafeteria sound system, cone safety, vests, storage carts, reflective parking lot post, signs and murals
Park Lakes Elementary School	5	Delivered: Digital marquee, K-2 & 3-5 playground structures and outdoor benches
Park Springs Elementary School	4	Delivered: Floor scrubber, murals, laptop computers, K-2 playground upgrade and office furniture
Pasadena Lakes Elementary School	1	Delivered: Laptops, furniture, cafeteria sound system and digital marquee
Pembroke Lakes Elementary School	2	Delivered: Classroom furniture, cafeteria sound system, digital marquee, replaced keys (6) cylinders to teacher entrance key
Pembroke Pines Elementary School	1	Delivered: Water fountains and primary playground equipment
Peters Elementary School	5	Delivered: Elmo document cameras, facilities equipment, classroom rugs, projectors, ActivPanel promethean boards, air mover, janitorial carts, 5-Tool Kit, pressure washer, vacuum machine, outdoor benches, 6-Station listening centers, headphones, teacher chairs, student chairs, staff desktop, staff touch laptops, student laptops, Earthwalk carts and wiring
Pine Ridge Education Center	3	Delivered: Projectors, two-way radios, student desks, teacher planning room upgrade, laptops for the computer lab and TV Studio equipment
Pinewood Elementary School	4	Delivered: Laptops, desktops, laptop carts, two-way radios, portable sound system, electric strike, digital marquee and desktops

SUMMARY OF SCEP PROJECTS: COMPLETE

132 SCHOOLS COMPLETE (contd.)

SCHOOL NAME	DISTRICT	STATUS
Pioneer Middle School	6	Delivered: Office chairs, stage lectern, podium, instrument storage, conference room furniture, planning room furniture, front office furniture, digital marquee, teacher desks and armless chairs
Piper High School	5	Delivered: Picnic tables, main auditorium sound system, mini auditorium sound system, gym sound system, microphones and desktops
Plantation Elementary School	5	Delivered: Electric strikes, golf cart, cafeteria sound system, student benches in car rider area, cafeteria stage curtains, welcome center/front office furniture, stackable chairs and digital marquee
Plantation High School	5	Delivered: Golf cart, indoor furniture for front office, speaker system for the gym, gym scoreboards and digital marquee
Plantation Middle School	5	Delivered: Exterior paint, students chairs, exterior paint for (3) logos, digital marquee and restructuring of front office
Pompano Beach Elementary School	7	Delivered: Student laptops, laptop carts, classroom furniture, desks, chairs, bookshelves and tables
Pompano Beach Middle School	7	Delivered: Indoor and outdoor furniture, replacement of science tables, replacement of teacher chairs and principal conference room chairs
Ramblewood Middle School	4	Delivered: Printers, TVs for the cafeteria, projector for the cafeteria sound system, cafeteria sound system, LCD projectors, 3D printer and digital marquee
Rock Island Elementary School	5	Delivered: Furniture, Mimio boards, document cameras, projectors, printers, bulletin boards and Wayfinding signage
Royal Palm STEM Museum Magnet	5	Delivered: Furniture (chairs and tables), digital marquee and promethean boards

SUMMARY OF SCEP PROJECTS: COMPLETE

132 SCHOOLS COMPLETE (contd.)

SCHOOL NAME	DISTRICT	STATUS
Sandpiper Elementary School	6	Delivered: Cafeteria blinds, media center broadcast system, marquee sign, playground upgrades and outdoor bench
Sawgrass Elementary School	6	Delivered: Playground upgrade to the 3-5 play area, replacing sand areas with PIP, student laptops, minor security enhancements in the front office and bulletin boards
Sawgrass Springs Middle School	4	Delivered: Laptops and TV production sound system
Sea Castle Elementary School	2	Delivered: Furniture, office furniture, digital marquee, shade structure, science tables, projector, cafeteria sound system and laptop chargers
Seagull Alternative High School	3	Delivered: Printers, laptops, two-way radios, chairs and playground upgrades
Seminole Middle School	6	Delivered: Pressure cleaner (facilities), projectors, iPad, printers, storage racks, action camera, Think Vision Monitor, security enhancement for the Single Point of Entry (electric strikes), two-way radios, laptops, office furniture (partial), external hard drives and label printer
Sheridan Hills Elementary School	1	Delivered: Outdoor benches, cafeteria tables, upgrade to school offices and music room, murals, floor mats, outdoor mats and digital marquee
Sheridan Park Elementary School	1	Delivered: ID machine, poster maker, desktop, desks for front office, carpet extractor, Promethean boards, replaced the doors in FISH 101 & 101K with impact glass and installed strikes In Progress: Carpet replacement in the administration area

SUMMARY OF SCEP PROJECTS: COMPLETE

132 SCHOOLS COMPLETE (contd.)

SCHOOL NAME	DISTRICT	STATUS
Sheridan Technical High School	3	Delivered: (115) ThinkPad L390, (115) ThinkPad and 15.6-inch backpacks
Silver Lakes Elementary School	2	Delivered: New Pre k-2 playground with shade and PIP
Silver Ridge Elementary School	6	Delivered: Classroom rugs, Pre-K & K tricycles, LCD projector, picnic benches, Ellison Pro-Machine, laptops, laptop carts, iPad and TV production system
Silver Shores Elementary School	2	Delivered: Student laptops, classroom furniture, furniture for computer lab and related arts, electric strike and proximity pad, Shades and Student furniture for the media center
Silver Trail Middle School	2	Delivered: Furniture for common areas, student computers and digital marquee
South Broward High School	1	Delivered: Projectors and auditorium sound system
Stirling Elementary School	1	Delivered: Projector, laptops, ThinkStations, printers, document cameras, bulletin boards, outdoor picnic tables, conference room furniture, cafeteria sound system, murals, collaboration tables and front office furniture
Sunland Park Academy	5	Delivered: Document cameras, student laptops, projectors, laminator, laptop carts and DVD Burners
Sunrise Middle School	3	Delivered: Projectors, two-way radios, cafeteria sound system, outdoor benches, digital marquee, and fabric awning at the cafeteria entrance
Sunset Lakes Elementary School	2	Delivered: New PreK-2 playground, shades for 3-5 play area and fencing to separate the two play areas

SUMMARY OF SCEP PROJECTS: COMPLETE

132 SCHOOLS COMPLETE (contd.)

SCHOOL NAME	DISTRICT	STATUS
Tamarac Elementary School	4	Delivered: Furniture for the front office, parent workstation, furniture, cafeteria sound system, cafeteria furniture, digital marquee, projectors, laptops, document cameras and printers
Tedder Elementary School	7	Delivered: Teacher chairs, benches for common areas, media center furniture, playground upgrades and digital marquee
Thurgood Marshall Elementary School	5	Delivered: Aiphone, Recordex, ID machine, tables, chairs, headphones, Lenovo batteries, laminator, carpet cleaner, student chairs, Earthwalk carts and laptops In progress: Computer chargers
Village Elementary School	5	Delivered: Classroom rugs, poster maker, printers, classroom signage, desktops, student chairs, student desks, classroom tables, indoor furniture, vinyl blinds for classrooms, TV studio equipment, outdoor floor mats, headphones, iPads with cases, conference table, laptop, lenovo desktop and washer and dryer
Virginia Shuman Young Montessori	3	Delivered: Replacing classroom locks with storeroom locks, water bottle filling stations, Recordex, rekeying classrooms, two-way radios, office chairs, ceiling projector, media center shelving, tables, media center furniture, trapezoid tables and cafeteria tables
Walker Elementary School	5	Delivered: Laptops for D3 & D4
Walter C. Young Middle School	2	Delivered: Golf cart/3 repairs, cafeteria tables, TVs for exceptional student ed. program upgrades, printers, facilities/janitorial equipment, technology items, two-way radios, vertical blinds, carpet in room 925, repair dinner theater bleachers, and LCD projectors

SUMMARY OF SCEP PROJECTS: COMPLETE

132 SCHOOLS COMPLETE (contd.)

SCHOOL NAME	DISTRICT	STATUS
West Broward High School	2	Delivered: Athletic equipment, CDs/DVDs, projectors, picnic benches, black magic studio system, auditorium sound system, floor mats and wall wraps
West Hollywood Elementary School	1	Delivered: media center furniture, music upgrades, cafeteria sound system, printers, two-way radios and digital marquee
Western High School	6	Delivered: Golf carts, laptop computer carts, two-way radios, and water bottle filling stations
Westglades Middle School	4	Delivered: Classroom projectors, student laptops, carts, administrative laptops, teacher laptops and cart wiring
Westpine Middle School	5	Delivered: Projectors, media center furniture, STEM lab furniture (tables, high stools and chairs), projector screen, cafeteria sound system, cafeteria projector screen, TV, tables, armless chairs, teacher desks and teacher chairs
Westwood Heights Elementary School	3	Delivered: Book room upgrade, projectors, science lab technology, media center projector, cafeteria upgrades, office furniture, digital marquee and document camera
Whiddon-Rogers Education Center	3	Delivered: Signs/banners, backless benches, interior painting, digital marquee, cafeteria tables and laptops
William E. Dandy Middle School	5	Delivered: Cafeteria sound system, projector, murals, exterior painting, cafeteria tables, media center furniture, painting of the walkways, and an Aiphone
Winston Park Elementary School	7	Delivered: Art tables, Recordex, TVs, bulletin boards and cart wiring

SUMMARY OF SCEP PROJECTS: IMPLEMENTATION

75 SCHOOLS IN IMPLEMENTATION

SCHOOL NAME	DISTRICT	STATUS
Apollo Middle School	1	Delivered: ID maker machine, cork strips, printer, Aiphone and strike, chairs, logo rugs, signage and wayfinding In Progress: Digital marquee
Banyan Elementary School	5	Delivered: Murals, playground upgrades and digital marquee
Bennett Elementary School	3	Delivered: Golf cart, office and classroom furniture, furniture for reception area and AP office, desk with reception top, cube tables, cabinets, open front student desk, chairs, tables and stools In Progress: New 4'x8' digital marquee
Boulevard Heights Elementary School	1	Delivered: Two-way radios, poster maker, laptops carts, printers, outdoor rugs, laminator, laptops, Mimio boards, facilities equipment, electric strikes, and digital marquee In Progress: Laptops, EarthWalk cart, and cable management
Bright Horizons Center	7	Delivered: Recordex In Progress: Digital marquee and shade structure
Central Park Elementary School	6	Delivered: Computer carts, printers, classroom furniture, science lab materials, bulletin boards, carpet replaced in FISH 301 and blinds In Progress: Coordinating additional proposals
Challenger Elementary School	4	Delivered: iPads, laptops and digital marquee In progress: Playground shades
Charles W. Flanagan High School	2	Delivered: Floor scrubber, hedger, trimmer, blower, two-way radios, ID machine, Recordex, golf carts, and two-way radio batteries In progress: Digital marquee
Colbert Museum Magnet	1	Delivered: Laptops, laptop carts, Recordex , camera, microphone, media center chairs and shade structure In progress: Digital marquee

SUMMARY OF SCEP PROJECTS: IMPLEMENTATION

75 SCHOOLS IN IMPLEMENTATION (contd.)

SCHOOL NAME	DISTRICT	STATUS
Cooper City Elementary School	6	Delivered: Golf cart, floor replacement, reception area furniture, principal's office furniture, chairs, laptops, EarthWalk cart, cart cable management, Motorola digital portable radios, signage TV, desktops and playground windscreen In progress: Exterior water fountain
Cooper City High School	6	In progress: Voting results received 4/27/2020. Coordinating proposals.
Coral Glades High School	4	Delivered: Laptop carts, laptops and cart cable management In progress: Media center furniture
Coral Park Elementary School	4	Delivered: Classroom chairs, storefront and electric strike & wind screen for the playground and K-2 & 3-5 playground structures
Coral Springs Middle School	4	Delivered: Recordex, student laptops, adaptors, carts, Aiphone at the main entrance and golf carts In progress: Digital marquee
Country Hills Elementary School	4	Delivered: Motorola two-way radios, tables for the additional kindergarten section and radio batteries In progress: Aiphone at the main entrance
Croissant Park Elementary School	3	Delivered: Facilities equipment, blower, pressure cleaner and surface cleaner In progress: Vacuums, buffer and digital marquee
Crystal Lake Middle School	7	In progress: Cafeteria tables and broadcasting equipment
Deerfield Beach High School	7	Delivered: Gator In progress: Aiphone at the Single Point of Entry and gym scoreboards

SUMMARY OF SCEP PROJECTS: IMPLEMENTATION

75 SCHOOLS IN IMPLEMENTATION (contd.)

SCHOOL NAME	DISTRICT	STATUS
Deerfield Beach Middle School	7	Delivered: Broadcasting equipment, high student desks, armless chairs, tabletop, flip down table base, teachers' desks, Collision tables for STEM lab, furniture for room 212 medical and rooms 301E - 301F – 302 & Zenergy stools, armless chairs, window wraps, presser kits and MakerBot 3D printers In progress: Washer and dryer
Deerfield Park Elementary School	7	Delivered: Digital marquee In progress: TVs and production studio
Dillard Elementary School	5	Delivered: Outdoor mats, classroom rugs, flat screen TVs, window wraps, custodial equipment, two-way radios, golf cart accessories, stage curtains, media center furniture, TV and window wraps and golf carts
Discovery Elementary School	5	Delivered: PE equipment, classroom carpets, books, stage curtains, furniture, portable sound systems, cabinets, podiums, outdoor benches, tables, tricastor, TVs, cafeteria sound system, projector, murals and golf carts In progress: Front office furniture and fabric for chairs
Endeavour Primary Learning Center	5	In progress: Strike for the main entrance (SPE), video equipment for broadcasting studio, a poster maker and playground upgrades (K-2)
Everglades Elementary School	6	Delivered: Student laptops, scholastic resource room upgrade (media center), windscreen for the playground, Aiphone, proximity card reader and an Aiphone sub-master
Floranada Elementary School	3	Delivered: Interactive projectors In progress: Digital marquee

SUMMARY OF SCEP PROJECTS: IMPLEMENTATION

75 SCHOOLS IN IMPLEMENTATION (contd.)

SCHOOL NAME	DISTRICT	STATUS
Fox Trail Elementary School	6	Delivered: Laptops, desk and drawer file, front office desk, office chairs and playground upgrades In progress: Murals
Gulfstream Early Learning Center of Excellence	1	Delivered: Gator, outdoor picnic benches and two-way radios In progress: Bathroom renovations
Hallandale Magnet High School	1	Delivered: Gym floor covering, smart TV's prometean bundle, ActivPanels, golf cart, jazz band instruments In progress: Basketball gym scoreboards
Harbordale Elementary School	3	Delivered: iPads, iPad Cases, iPad cart, Recordex, laptops, EarthWalk carts, laptop cart cables In progress: Stage curtains and digital marquee
Heron Heights Elementary School	4	Delivered: Laptops In Progress: Digital marquee
Hollywood Hills Elementary School	1	Delivered: iPad charging carts, fencing for the bus loop area and Novo Pros In progress: iPads, laptops, teacher laptops, EarthWalk carts and wiring, outdoor wireless network access point and refurbishing the existing marquee
J.P. Taravella High School	4	Delivered: Technology, floor machine, facilities equipment, student desks, outdoor benches, cafeteria tables, door strikes and water bottle filling stations
James S. Hunt Elementary School	4	Delivered: Document cameras, two-way radios with earpieces, projectors, power adaptors, student laptops, staff and admin laptops, laptop carts, laptop cart wiring and laptop carrying case In progress: Printers

SUMMARY OF SCEP PROJECTS: IMPLEMENTATION

75 SCHOOLS IN IMPLEMENTATION (contd.)

SCHOOL NAME	DISTRICT	STATUS
Lake Forest Elementary School	1	Delivered: Projector, cafeteria projection system, teacher chairs, blinds, studio equipment, office chairs, traffic cones, cone bars, cone cart, single cassette recorders, headphones, stools, safety cones, portable cooler, canopy, and digital scanner (STAR Machine), teacher desktop and computer mice In progress: Tablet
Lakeside Elementary School	2	Delivered: Promethean boards, stools, 10-piece portable workstations and flexible chairs In progress: Digital marquee
Lauderdale Lakes Middle School	5	Delivered: Shoot-a-way machine, tour-de-France bikes, flight simulator, pilot simulator, dance floor, row machines and digital marquee In Progress: Outdoor benches and window wraps
Lauderhill 6-12 STEM-MED Magnet School	5	Delivered: Crowd control items, combination chairs/desks, gym scoreboards and gym bleachers In progress: Chairs
Lyons Creek Middle School	7	Delivered: School name on building, laptops, laptop cart wiring, Aiphone at the single point of entry (SPE) In progress: Digital marquee
Margate Elementary School	7	Delivered: Bookcases, student computers, Aiphone and strike
Margate Middle School	7	Delivered: Student headphones, student laptops, Earthwalk cart, student/teacher desks, gym scoreboards, printers, student, teacher chairs and digital marquee
McArthur High School	1	Delivered: Golf carts, floor replacement for the mini gym and conference table

SUMMARY OF SCEP PROJECTS: IMPLEMENTATION

75 SCHOOLS IN IMPLEMENTATION (contd.)

SCHOOL NAME	DISTRICT	STATUS
McNab Elementary School	3	In progress: Playground upgrades
Monarch High School	7	Delivered: Folding tables, 3 table trolley carts, folding chairs, chair carts, picnic tables, computer carts, student laptops and embroidery machine In progress: Aiphone for the SPE and golf carts
Morrow Elementary School	4	Delivered: Projector, cafeteria sound system, laptops, broadcast room, Apple bundle and cafeteria tables In progress: Interior paint, murals in the dining area and additional playground equipment
New Renaissance Middle School	2	Delivered: Aiphone at the main entrance and strike at the secondary door, replaced locks in certain areas and wall wraps
North Andrews Gardens Elementary School	3	Delivered: Golf carts, laptops, think stations, Earthwalk carts, Elmo document cameras, ID maker, Aiphone in F101A, submaster in F102C and ID machine
North Fork Elementary School	5	Delivered: Aiphone and strike, printers, murals, office furniture, front desk lettering, chairs, Lenovo computers, rugs for reading areas, teacher desktops, student laptops, security monitor for school camera and digital marquee
North Lauderdale Pre K - 8	4	Delivered: Laptops, partial work for murals, TV screens for the front office, digital marquee, Aiphone and EDS In progress: Murals for the media center (pending completion of GOB renovations)

SUMMARY OF SCEP PROJECTS: IMPLEMENTATION

75 SCHOOLS IN IMPLEMENTATION (contd.)

SCHOOL NAME	DISTRICT	STATUS
Northeast High School	3	Delivered: Outdoor trash receptacles, science equipment, golf carts, scoring tables, volleyball and football scoreboard, digital marquee, gym scoreboards, electric strikes, standalone door alarms and window wraps In progress: Remaining balance is on hold until renovations are complete
Nova Dwight D. Eisenhower Elementary School	6	Delivered: Window wraps, laptops, Earthcarts and cable management In progress: Aiphone, submaster and strike, washer and dryer
Oakland Park Elementary School	3	Delivered: Playground upgrades; replacing the sand with PIP and murals In progress: Carpet replacement for the media center (pending completion of media center renovations)
Palm Cove Elementary School	2	Delivered: Projector, Aiphone (including strike) at the SPE, cafeteria sound system and murals
Panther Run Elementary School	2	Delivered: Two-way radios, Aiphone, TV and ActivPanel promethean boards In progress: Digital marquee, laptops, desktops, Recordex and TV wall mount
Park Ridge Elementary School	7	In progress: Laptops, EarthWalk cart, cable management, mini HDMI to VGA, HDMI to VGA adapter, USB DVD Burner, promethean boards, promethean board stands, Recordex simplicity doc cameras and window wraps
Park Trails Elementary School	4	In progress: Coordinating proposals
Parkway Middle School	5	In progress: Voting results received 06/23/2020. P-number request in progress.
Pines Lakes Elementary School	2	Delivered: Office furniture, murals, monument marquee and SPE enhancements (fencing and gate)

SUMMARY OF SCEP PROJECTS: IMPLEMENTATION

75 SCHOOLS IN IMPLEMENTATION (contd.)

SCHOOL NAME	DISTRICT	STATUS
Plantation Park Elementary School	6	Delivered: Lockdown shades, window wraps, Aiphone at the SPE and strike on secondary door, and morning show equipment In progress: Digital marquee
Pompano Beach High School	7	Delivered: Media Center, Aiphone master and submaster, door strike and camera In progress: Football scoreboard
Quiet Waters Elementary School	7	Delivered: Picnic tables, electric strike, laptops, document cameras, projectors, Lenovo adapters and digital marquee
Ramblewood Elementary School	4	Delivered: Digital Marquee and playground upgrades In progress: Chairs and technology items
Riverland Elementary School	3	Delivered: Media center furniture (corner units, single seats, armless chairs, ottomans, 2-seater benches, round tables, rectangular tables, quad tables, custom bookcases and desk with book drop), teacher chairs, Aiphone at main entrance and submaster
Riverside Elementary School	4	Delivered: Multi drying steel rack, Art & PE Enhancements (racks, furniture, book drop carts, etc.), outdoor PA speaker system upgrade, tables and (30) ukulele storage racks
Sheridan Technical College	1	In progress: Furniture for the registration office
Silver Palms Elementary School	2	Delivered: Retrofitting the existing marquee to a digital marquee and media center/school improvements furniture
Stephen Foster Elementary School	3	Delivered: Promethean boards, tables, walk lines painting, window wraps, cafeteria tables, stool tables, laptops, cafeteria painting, cafeteria window wraps, and painting (teacher's lounge, bathrooms & (4) doors), carpet replacement in FISH 169, conference chairs and stage curtains In progress: Aiphone, submaster and electric strike

SUMMARY OF SCEP PROJECTS: IMPLEMENTATION

75 SCHOOLS IN IMPLEMENTATION (contd.)

SCHOOL NAME	DISTRICT	STATUS
Stranahan High School	3	Delivered: 50" TVs, outdoor picnic benches with umbrellas, projectors, document cameras, picnic tables, printers, scientific calculators, student laptops, column wraps, digital marquee, PA system, office furniture and Sisco Star System In progress: Laptops
Sunshine Elementary School	2	Delivered: Poster maker, headphones, laminator, classrooms rugs, portable blowers, laptops, Earthwalk cart, staff desktop, student desktop, student chairs, shelving, bookcase, pro pencil sharpeners, Ellison machine and Recordex
The Quest Center	1	Delivered: Sensory room equipment, entertainment room renovation and TVs
Tradewinds Elementary School	7	In progress: Aiphone at the SPE and a strike and Playground upgrades/ rubber surfacing
Watkins Elementary School	1	Delivered: Laptops In progress: Digital marquee
Welleby Elementary School	5	Delivered: Lenovo laptops and EarthWalk carts
Westchester Elementary School	4	Delivered: Digital marquee, access control card reader system, Aiphone at the SPE and Strike and computer lab conversion
Wilton Manors Elementary School	3	Delivered: Laptops, Recordex nad morning show equipment In progress: Aiphoneand strike, digital marquee, armless chairs, and reupholstering chairs and sofas
Wingate Oaks Center	5	Delivered: Mats, facilities equipment, laptops, TVs, iPads, Promethean boards, two-way radios, Sony HDTVs and Promethean ActivPanels

SUMMARY OF SCEP PROJECTS: PLANNING/DESIGN

23 SCHOOLS IN PLANNING/DESIGN

SCHOOL NAME	DISTRICT	STATUS
Broward Estates Elementary School	5	In progress: Meeting held with staff, ballot development in progress.
Coral Springs Pre K - 8 (f.k.a. Coral Springs Elementary)	4	In progress: Kick-off meeting being scheduled
Cresthaven Elementary School	7	In progress: Ballot development in progress
Cross Creek School	7	In progress: Ballot development in progress
Dania Elementary School	1	In progress: Voting authorized 4/14/2020 - Scope and budget evaluation in progress
Driftwood Elementary	1	In progress: Ballot development in progress
Hollywood Central Elementary School	1	In progress: Ballot development in progress
Larkdale Elementary School	5	In progress: Re-voting in progress
Lauderhill-Paul Turner Elementary School	5	In progress: Voting completed 02/21/2020 - Pending proposal from the school
Marjory Stoneman Douglas High School	4	In progress: Ballot development in progress
Mary M. Bethune Elementary School	1	In progress: Kick-off meeting being scheduled
Meadowbrook Elementary School	3	In progress: Voting authorized 02/24/2020. School opted to wait until the next school year to vote.
Nob Hill Elementary School	6	In progress: Ballot developed 05/2019; does not comply with District guidelines, needs revision.
Palmview Elementary School	7	In progress: Kick-off meeting is being scheduled

SUMMARY OF SCEP PROJECTS: PLANNING/DESIGN

23 SCHOOLS IN PLANNING/DESIGN (contd.)

SCHOOL NAME	DISTRICT	STATUS
Parkside Elementary School	4	In progress: Ballot approved 2/19/2020 - Voting authorized 2/21/2020
Pines Middle School	2	In progress: Ballot approved for voting 11/8/2019. Results came in too low in February 2020; re-voting in progress.
Riverglades Elementary School	4	In progress: Proposals being coordinated for scope and ballot development
Sanders Park Elementary Magnet	7	In progress: Ballot development in progress
Silver Lakes Middle School	4	In progress: Ballot development in progress
South Plantation High School	6	In progress: Ballot development in progress
Tequesta Trace Middle School	6	In progress: Ballot development in progress
Tropical Elementary School	6	In progress: Proposals being coordinated with multiple entities to ensure the best pricing is obtained
Whispering Pines Education Center	2	In progress: Ballot development in progress

SUMMARY OF FY20 Q4 SCEP FLAGS

Schools	Project	Flagged FY' 20 Q4	Comments
Banyan Elementary School	SCEP	S	New marquee vendor hired to replace previous vendor. Previous vendor replaced due to poor performance.
Boulevard Heights Elementary School	SCEP	S	Marquee initially caused delays but it is now complete. Remaining items are on order and pending delivery.
Bright Horizons Center	SCEP	S	Pending completion of the marquee sign
Colbert Museum Magnet	SCEP	S	Playground shade structure construction is complete. Marquee is in fabrication.
Coral Springs Middle School	SCEP	S	Delays in permitting of the marquee sign.
Floranada Elementary School	SCEP	S	Delays have occurred due to termination of the previous marquee design/manufacture. The new marquee sign is now in construction.
Fox Trail Elementary School	SCEP	S	Coordinating additional proposals with remaining balance.
Lauderdale Lakes Middle School	SCEP	S	Marquee initially caused delays but it is now complete. Remaining items are on order and pending delivery.
Margate Middle School	SCEP	S	Marquee initially caused delay but it is now complete. Remaining items are on order and pending delivery.
North Fork Elementary School	SCEP	S	Marquee initially caused delays but it is now complete.
North Lauderdale Pre K - 8	SCEP	S	Art work is being finalized.
Quiet Waters Elementary School	SCEP	S	Marquee design process caused previous delays. Marquee is now complete.

FLAG KEY:

S **Schedule:** Reflects an inability to meet the planned milestone date for progressing to next phase in the process.

B **Budget:** Reflects a board approved increase in funding based on bid and/or change order results.

REFERENCE INFORMATION



Overview

The SMART Program, under the direction of the School Board of Broward County, FL (the District) and Superintendent Robert W. Runcie, has allocated \$100,000 towards School Choice Enhancement capital-related projects at each District school.

The \$100,000 in funding is intended to be used to improve the condition of instructional and educational spaces at each District school.

All School Choice Enhancement Program (SCEP) projects are well underway with the planning, implementation and completion phases. The program has been met with great enthusiasm and many schools have selected a broad range of improvements. **As of June 30, 2020, 230 schools in the District have improvement projects underway or complete.** The school project schedule can be viewed on individual SMART Program Status Reports, located at browardschools.com/web/smart-needs.

How it Works

SCEP projects are chosen under the direction of the principal, and in collaboration with the School Advisory Council (SAC), school staff and the school community. There are some qualifiers considered:

1. Projects must be "capital eligible," which means the improvements are made to the physical building and/or instructional environments.
2. The improvements must have a life cycle greater than five years. For example, consumable items, such as art supplies, would not qualify; however, improvements to the art labs and/or computer labs would be eligible.
3. All items purchased under SCEP must be inventoried and inspected by the school upon delivery.

Selection Options

A school can select a capital eligible project valued at \$100,000 or less to address its unfunded needs. Examples of popular choices include:

Elementary and Middle schools: playground equipment, shade structures, music or art room renovation, front office or teacher lounge renovation, morning show announcements equipment and/or TV production equipment.

High Schools: outdoor bleachers, art studio renovation, scoreboards, athletic equipment and/or golf carts.

A school can also select a unique facility or instructional need which has been identified by its school community.

PROCESS FOR SCEP PROJECTS

1 Planning/ Design

On behalf of the District, CBRE | Heery's **Project Manager visits each school to review existing conditions** with school leadership and the **School Advisory Council (SAC)**. The **Project Manager works with the SAC to assist in narrowing down project options, based on budget, preliminary cost estimates and priority.**

The **SAC narrows the list down to two options, each containing one (1) or more items in priority order.**

The **Project Manager evaluates and confirms that scope and budget are in compliance** with District guidelines.

Once confirmation is received, the **school begins the voting process** within the school community.*

*Until final costs are determined, selected items are subject to change to stay within the funding guidelines.

2 Implement Improvements

The **Project Manager** evaluates the budget and scope for the selected option and begins the procurement process. Subject to the limits of the \$100K budget at each school, the items in the selected option are then implemented and/or delivered to the school in prioritized order.

3 Improvements Complete

The **school community** can enjoy the new improvements after the delivery and installation of all selected items, and it is determined that a balance of 5% or less remains.





Section 5
Facilities Sub-Section

PROGRAM
COST & CONTROLS

ATKINS

HARD COSTS VS. SOFT COSTS

Included here is a brief explanation of hard costs vs soft costs in the SMART Program. For your consideration, below are schools that have reached substantial/final completion and a breakdown of their costs. For now, a breakdown is only available for the schools listed below because costs haven't been finalized for other schools or are still in the process of closing out test and balance work. As more schools reach final completion, we will provide a similar breakdown for these categories.

HARD COSTS include tangible expenses that are directly related to the physical construction or implementation of the project scope, including labor and material costs.

Typically makes up 65-70% of the total budget.

SOFT COSTS include expenses indirectly related to the construction or implementation of a project.

Typically makes up 30-35% of total budget.

EXAMPLES OF SOFT COSTS INCLUDE:

- ▶ Architect and Engineering fees
- ▶ Furniture, Fixtures & Equipment (FF&E) and Technology
- ▶ Program Management fees
- ▶ Building Fees and Permitting fees

HARD COSTS VS. SOFT COSTS BREAKDOWN

School	Hard Cost (%)	Soft Cost (%)
Indian Ridge Middle School	85%	15%
Manatee Bay Elementary School	86%	14%
McNicol Middle School	70%	30%
Palm Cove Elementary School	84%	16%
Silver Shores Elementary School	86%	14%
Charles W. Flanagan High School	83%	17%
Coconut Creek Elementary School	84%	16%
Cypress Elementary School	85%	15%
Dr. Martin Luther King Jr. Montessori Academy	84%	16%
Miramar Elementary School	85%	15%

Percentages subject to change after warranty period is complete

RISK ASSESSMENT



ISSUED JULY 31, 2020

Included below is the latest **SMART program Risk Assessment** provided to the District by Atkins. It is reported on a roughly 3-6 month basis, with a focus on **potential risk to the program's budget and projected costs**.

ATKINS Risk Assessment

The risk assessment has increased this update to account for additional overhead (OH) and support costs of the program that are primarily the result of time related costs for the extension of the program and the costs of personnel to augment Broward Schools staff to meet the program needs. There has also been a modification to the to-go Program inflation rate to account for the continuing impact of the COVID-19 pandemic. The summary has been adjusted as follows:

Date of Submittal	Risk Analysis Result Range (Percentage Increase / \$ increase in Millions)		
	Mid-Point Risk Result	70% Risk Result	High End Risk Result
January 2017	22% / \$200	26% / \$245	49% / \$439
May 2018	22% / \$200	26% / \$245	49% / \$439
Sept. 2018	33% / \$302	36% / \$326	49% / \$441
Dec. 2018	46% / \$415	48% / \$433	58% / \$528
May 2019	47% / \$423	49% / \$436	56% / \$508
Aug 2019	47% / \$425	49% / \$436	56% / \$507
Jan 2020	47% / \$425	49% / \$436	56% / \$507
Apr 2020	46% / \$419	48% / \$429	55% / \$498
July 2020	50% / \$452	51% / \$462	58% / \$524

Figure 1 – Risk Analysis Results Comparison

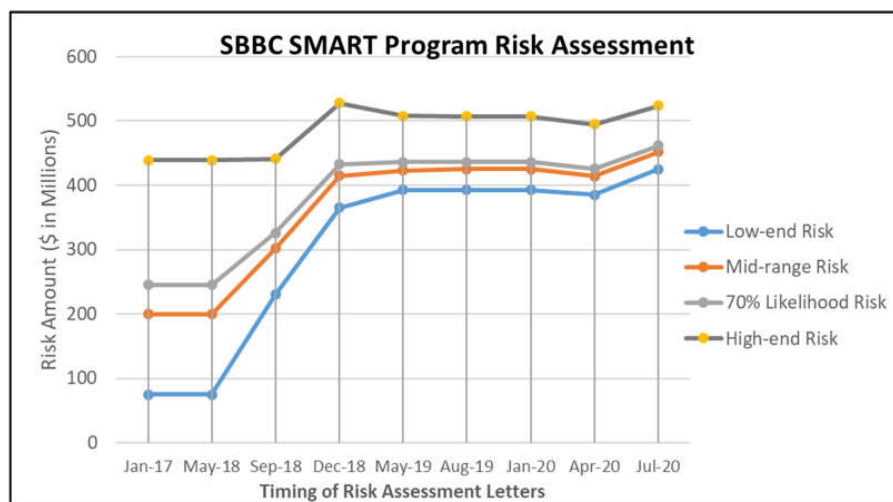


Figure 2 – Range of Potential Risk Outcomes Over Time

RISK ASSESSMENT

ISSUED JULY 31, 2020



July 2020 Changes to the Risk Assessment

Extended OH costs; the Program schedule has shifted from an original planned completion of mid-2021 to the current planned completion of early 2024, an extension of 2-1/2 years. Figure 3 demonstrates the Program shift in cash flow and the increase in estimated Program costs. Major adjustments made in the previous risk assessments are included in the Current Cash Flow, such as increased direct construction costs, associated OH costs, and increased inflation costs. With the shift of the construction program it was expected that some OH costs would shift as depicted in Figure 3. This expected shift did not occur because the Owner's Representative expended an unanticipated high amount of time managing projects in the Design Phase (often with projects experiencing delays in design of over a year).

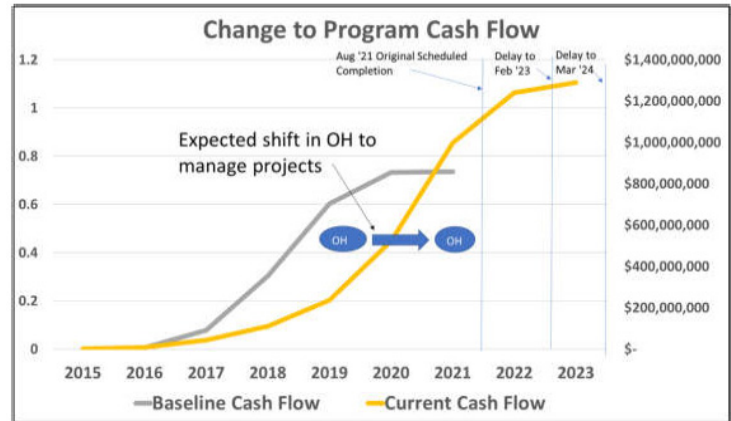


Figure 3 - Program Cash Flow Changes

When the schedule was initially shifted by approximately 1-1/2 years in late 2018, the percentage of OH costs was maintained, as it increased along with the direct cost increase. During 2019 and early 2020, the schedule continued to shift due to the extended time to complete design and move projects into construction, resulting in the current 2-1/2 year shift, and now adding additional OH management included in this risk assessment and as depicted in Figure 4. The current projection demonstrates the continued high level of OH support projected over the next 3 years.

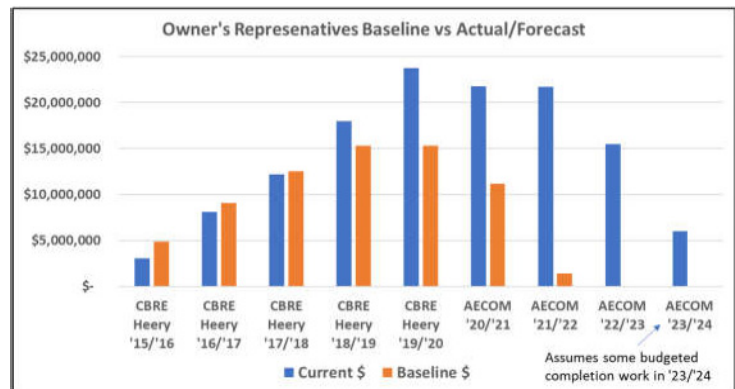


Figure 4 - Owner's Rep. Services Cash Flow

Staff Augmentation costs; the previous risk assessments did not include additional OH costs required for the staff augmentation that is included in the Owner's Representative contracts to support SBBC needs to manage the Program. These include support disciplines such as procurement, economic development and diversity compliance (EDDC), and public information. The total cost of this staff augmentation is a portion of the delta between the current and baseline Owner's Representative services as shown in Figure 4, and part of the continued high level of OH cost projections.

RISK ASSESSMENT

ISSUED JULY 31, 2020



Future Program Inflation; percentage was reduced to a likeliest of 2% based on construction trends influenced by COVID-19 driving increased construction competition. This is based on lower pricing currently being experienced in the market and is expected to continue with lower construction volume from lower public owner revenues and private market risk tolerance. SMART Program bid awards coming to the Board in August are in the range of 30% above base estimates compared to the 65% average above base estimate to-date on the Program. Some of this drop in cost is likely due to increased market competition, however, there were non-market related circumstances in some of the bids that lowered costs. This will be closely monitored in the upcoming months to determine if it is one-month anomaly or a cost trend.

The impact of these items is the \$33 million 70% increase made up of extended OH of near \$28 million, staff augmentation of \$19 million and an inflation decrease of \$14 million.

Other Risk Assessment Discussion

This risk assessment is based on close to 50% of the program remaining to get under contract. The other actual cost factors that have had the greatest influence on the higher end risk results are:

- Actual roofing costs are well above the initial established budgets, and this largest Program risk has been based on bid data and roofing evaluations;
- Cumulative impact of higher inflation than budgeted since 2014 that is now projected to the midpoint of the revised schedule for inflation calculations;
- Scope unquantified in the ADEFP that has been identified during design development (i.e. added ductwork and electrical upgrades on HVAC Improvements);
- Current estimates for classroom addition buildings at school sites have increased above established budgets;

The actual contracted costs to-date on the Program show that projects that have been bid or negotiated are approximately 65% above the initially established budgets (see Attachment 1) noting that this calculation includes the cost increases for three large classroom addition projects and the "Big 3" major high school renovation projects. This trend also supports towards the higher end of this risk assessment.

Other risks that are closely being monitored include; a) a potential that some of the contractors that are predominately performing SBBC project work could potentially have bonding capacity issues that would limit their ability to participate in new projects; and b) a potential that the number of roofing contractors qualified and available to participate on SBBC roofing projects may not be sufficient to meet the current delivery schedule.

Risk Mitigation Strategies

The risk strategies that have been put in place to address the high-end potential risk increases remain as follows:

- **Roofing Reality Checks:** Roofing Consultant has been engaged to perform "Reality Checks" (inspections and testing) on existing roofs to mitigate/reduce roofing scope costs, however, this effort may cause project schedule delays;

RISK ASSESSMENT



ISSUED JULY 31, 2020

- **Expansion of the Direct Owner Purchase (DOP) program:** to maximize tax benefits of Broward Schools purchasing materials for contractors;
- **Scope Validations:** continuing validations to ensure the scope of each project is only what is required to meet the intent of the Bond;
- **Right-sizing of campuses:** being performed to include new classroom additions, demolishing outdated and non-needed spaces, renovate all remaining buildings, and adequately address site logistics;
- **Focused efforts to increase pool of contractors available for SBBC work:** continue to reach out to the construction industry to try and increase the contractors available to perform on SBBC projects, with a focus on roofers;
- **February 2020 Roofing Workshop results:** continue to carry out the next steps from the workshop to ensure that roofing risks are mitigated.

Market Conditions driving Construction Inflation

Atkins has reviewed the South Florida construction market and has included a most likely inflation of 2% for the remainder of the Program. The following provides information related to this adjustment.

1. **Volume of Construction in the U.S.:** Volume of construction has increased nearly 75% since 2011. Figure 5 demonstrates this volume, showing that in early 2020 this number was growing even larger. This amount is expected to trend downward over the next several months from the COVID-19 impact and could continue into 2021.

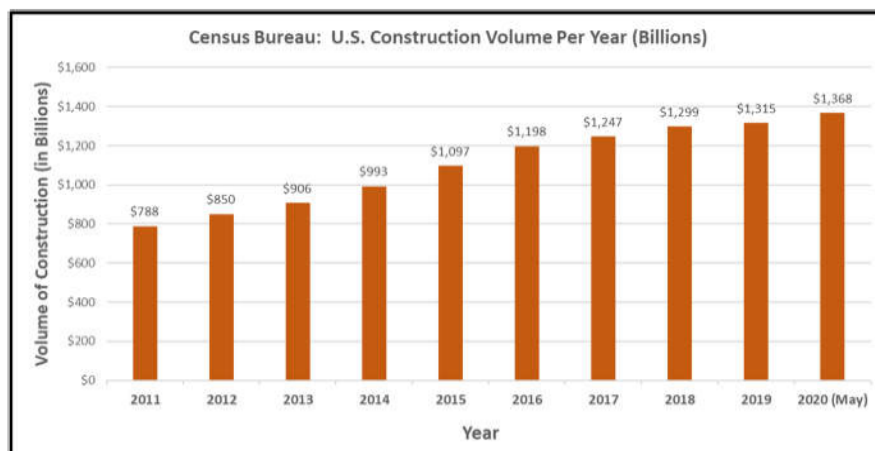


Figure 5 - U.S. Construction Volume: *base source: census.gov*

History has shown that construction cost trends closely follow this volume of construction, and should the volume decrease the construction costs stabilization and/or decrease should follow.

2. **Continued major programs in progress and upcoming in South Florida** have stalled or been deferred somewhat due to the pandemic, and there remains uncertainty on the volume of construction in South Florida in the near future. Figure 6 demonstrates the downturn in these employment figures in 2020, despite a 10% year over year growth up to 2018.

RISK ASSESSMENT

ISSUED JULY 31, 2020

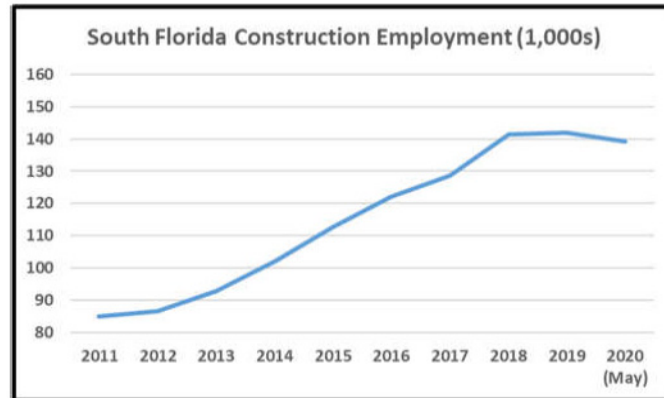


Figure 6 – South Florida Construction Employment: *base source: bls.gov*

- Potential reduced demand for construction labor in South Florida:** Figure 7 shows construction labor in South Florida for the first 5 months of 2020, with a noted decline in April and some recovery in May. This trend will continue to be monitored to determine the impact on construction costs.

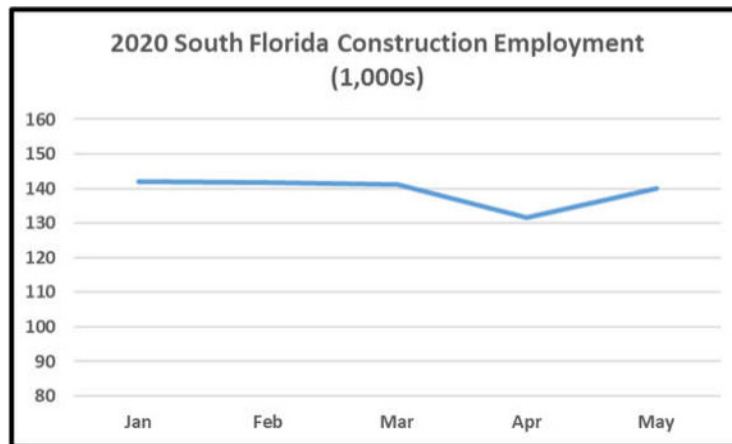


Figure 7 - South Florida Construction Employment in 2020: *base source: bls.gov*

- Volatility of the cost of construction materials:** There are some signs of shortages of equipment and materials in the construction market related to the impact of COVID-19, and this will have an impact on construction costs. From indications at this time this does not appear to be an issue that will impact the SMART Program.
- Cost Index Results:** The Turner Construction Cost Index is an industry index that has been shown to be reasonably accurate in showing actual construction cost trends. Results for the first two quarters of 2020 show a much lower % change year-to-date, including deflation in the 2nd quarter resulting from the COVID-19 pandemic. Figure 8 demonstrates this downturn.

RISK ASSESSMENT

ISSUED JULY 31, 2020

ATKINS

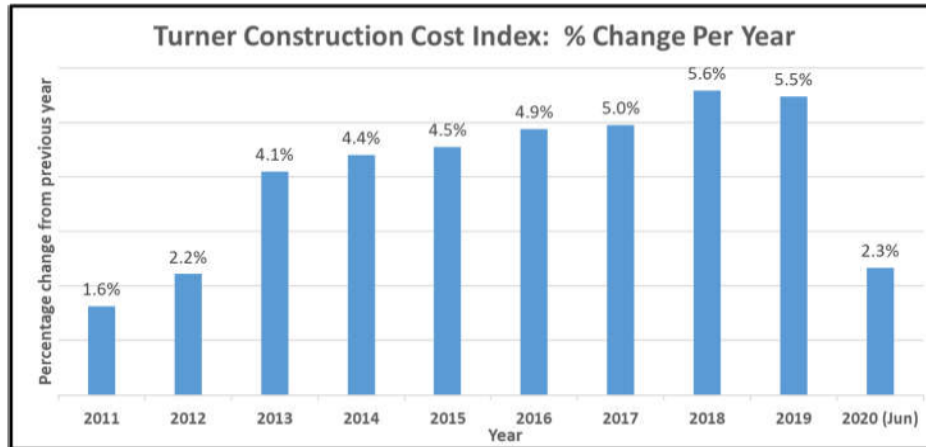


Figure 8 - Turner Construction Cost Index: *base source: turnerconstruction.com*

Conclusion

The SMART Program currently has \$225 million in additional capital (SMART) reserve funds dedicated by the Board related to the potential increases in construction costs to meet the intended scope of the Program. The Board has recently approved a Board item adopting Resolution No. 20-106 Certificates of Participation (COP), Series 2020A and amending the capital budget to include the \$250 million additional appropriation, resulting in a total of \$475 million that the Board has planned for reserves. The 70% level of the risk assessment is currently in the range of \$462 million, and this figure is consistent with the "Running Estimates for the Program", where actual costs, estimates and risk projections are combined to forecast a final Program cost. This amount is still within the Board approved reserves, although the high end of the risk at \$524 million exceeds the reserves.

As the program continues, any scope added beyond the ADEFP plan will further impact the risk, as will any further changes in schedule or market conditions.

Sincerely,



David J. Carter, CCM; Vice President

C: Judith Marte (BCPS); Phillip Kaufold (BCPS); Shelley Meloni (BCPS); Ashley Carpenter (Atkins);
Danny Jardine (CBRE | Heery)

Attachments

A: SMART Program Project Budget Status

Section 5 - Facilities

Sub-Section



SCHOOL SPOTLIGHTS

UNDERSTANDING THE SIX-PHASE PROCESS

To ensure projects are completed with the utmost efficiency and integrity, each project typically goes through a six-phase process.



PHASE 1



PROJECT PLANNING

The Project Planning phase (Phase 1) is the initiation phase of a project. During this phase, the scope of work is assembled, and a delivery method is chosen based on the complexity and size of the scope of work. The selected delivery method can be a traditional Design/Bid/Build method, a Construction Management at Risk method, or the use of task order contracts that are currently in place between the District, Professional Service Firms, and Contractors.

PHASE 2



HIRE DESIGNER

The Hire Designer phase (Phase 2) represents the various steps involved in hiring a professional Design team. It begins with the advertising for Requests for Qualifications (RFQ) from design firms, then goes through the selection process with the Qualification Evaluation Selection Committee (QSEC) and ends with the issuance of an Authorization to Proceed (ATP) for the design work.

UNDERSTANDING THE SIX-PHASE PROCESS contd.

PHASE

3



DESIGN
PROJECT

DESIGN

The Design phase (Phase 3) starts after the ATP has been issued. The selected design firm begins by holding a kickoff meeting with the Owner Representative and school administration in order to perform a more detailed scope validation, then moves into the development of drawings and plans needed to hire a contractor and begin the implementation of work.

THE DESIGN PROCESS EXPLAINED

0-20%

Defining and validating general scope of the project

20-50%

Beginning to develop construction documents

50-70%

Incorporating details and specifications into construction documents

70-90%

Construction documents are nearing completion for permitting

90-95%

Construction documents undergo internal review process

95-100%

Drawings are reviewed by the Building Department for permitting.

Once a Letter of Recommendation (LOR) is received, the phase is complete.

UNDERSTANDING THE SIX-PHASE PROCESS contd.

PHASE

4



HIRE
CONTRACTOR

HIRE CONTRACTOR

The Hire Contractor phase (Phase 4) begins by hiring a contractor or vendor and ends with the issuance of a Notice To Proceed (NTP). This process can be completed in various forms and delivery methods, including Invitations To Bid (ITB), Construction Management at Risk (CMAR), or leveraging approved continuing services contracts.

THE HIRE CONTRACTOR PROCESS EXPLAINED

0-30%

Advertisement of the Invitation to Bid / CM assembling design documents

30-50%

Bids received and reviewed / CM collecting sub-contractor bids

50-80%

Bid negotiations held / CM submits GMP proposal

80-100%

Award and execution of the contracts / execution of contract amendment

PHASE

5



ACTIVE
CONSTRUCTION

CONSTRUCTION

The Construction phase (Phase 5) begins after the NTP that authorizes the contractor/vendor to start working has been issued. The process includes all aspects required to execute approved scope of work through substantial completion.

UNDERSTANDING THE SIX-PHASE PROCESS

PHASE

6



**CONSTRUCTION
CLOSEOUT**

CONSTRUCTION CLOSEOUT

The Construction Closeout phase takes place between substantial and final completion, which includes verification that the scope is completed according to approved specifications, final submittals of documents, and in closing out the vendor contract.

There are multiple steps within the Construction Closeout phase. Included below is a breakdown of these steps.

THE CONSTRUCTION CLOSEOUT PROCESS EXPLAINED

0-80%

Substantial Completion

Obtained with the certificate of occupancy, following close-out of construction

80-100%

Final Completion

Accomplished when all punch-list items have been reviewed by the designer and approved by the inspector

100%

Board Approval

The SBBC approves Final Change Order, Final Acceptance & Final Release of Retainage. This step represents the official completion of the project.



Annabel C. Perry Pre K - 8

(f.k.a. Annabel C. Perry Elementary)

6850 SW 34 STREET, MIRAMAR 33023

Location Num	1631
Board District	1
Board Member	Ann Murray
ADEFP Budget*	\$5,478,037
Total Facilities Budget	\$5,115,037

***NOTE** This quarter reflects the Adopted District Educational Facilities Plan total budget as approved by SBBC in September 2019. This budget includes Technology improvements and Musical Instruments Replacements which are not included in this section of the report.

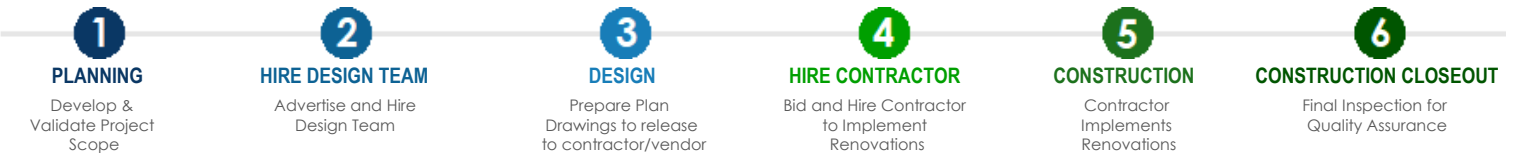
- All dates are based on calendar year. SMART funded projects are included. Only
- Projects without expenditures to date may not show up in the "Financially Active Project Detail Schedule".

PRIMARY PROJECTS CURRENT STATUS: **Construction**

Primary Renovation: Construction in progress. All work is complete with final inspections pending.

School Choice Enhancements: COMPLETED 05/2018 - Voting completed 5/25/2016. Front office renovation completed 8/2016; (45) student laptops and a golf cart delivered 09/2016; Athletics equipment delivered 10/2016. Outdoor furniture delivered 11/2016. Digital marquee installed and operational 11/2017. Floor mats delivered 11/2017. Front door wrap delivered and installed 12/2017. Minifridge and presentation cabinets delivered 03/2018. Chain link fence art work delivered 05/2018.

SMART Facilities Update By Project



Primary Renovation

Phase: **98% Complete**

SCHEDULE: (Calendar Year)	1: Planning	2: Hire A/E	3: Design	4: Hire Contractor	5: Construction	6: Closeout
Planned	Q1 2016	Q2 2016	Q4 2016	Q4 2017	Q1 2018	Q1 2019
New Planned	Q1 2016	Q2 2016	Q4 2016	Q4 2017	Q1 2018	Q3 2019
Actual/Forecast	3/9/2016	5/17/2016	12/14/2016	2/13/2018	10/16/2018	7/30/2020

SCOPE:	BUDGET:
Additional Funding - Board Approved 05/22/18 (JJ-2)	\$1,950,037
Bldg Envelope Impr. (Roof, Window, Ext Wall, etc.)	\$967,000
Electrical Improvements	\$294,000
Fire Alarm	\$293,000
Fire Sprinklers	\$18,000
HVAC Improvements	\$1,170,000

FLAG: S - Project Delayed

COMMENTS:
 Original contractual date of substantial completion is 9/18/2019. Reason: Delays occurred due to Fire Alarm Specification Changes and Roofing Contractor Issues with permitting. Remedy: All work is complete with final inspections pending.

FLAG KEY: S=Schedule B= Budget

S-Project Delayed=Schedule: Project has missed the planned milestone date for progressing to the next phase in the process.

S-Delay Possible=Schedule: Reflects a possibility of the project missing the planned milestone date for progressing to next phase in the process.

B=Budget: reflects a need for board approved increase in funding based on bid and/or change order results.

Annabel C. Perry Pre K - 8

(f.k.a. Annabel C. Perry Elementary)

SMART Facilities Update by Project Cont.

Media Center

Phase: **100%** Complete

SCHEDULE: (Calendar Year)	1: Planning	2: Hire A/E	3: Design	4: Hire Contractor	5: Construction	6: Closeout
Planned	Q1 2017	Q2 2017	Q1 2018	Q2 2018	Q1 2019	Q4 2019
New Planned	Q1 2017	Q2 2017	Q1 2018	Q2 2019	Q4 2019	Q2 2021
Actual/Forecast	3/7/2017	5/11/2017	8/9/2017	1/2/2019	6/6/2019	8/15/2019

SCOPE: Media Center improvements	BUDGET: \$323,000	FLAG: COMMENTS:
--	-----------------------------	----------------------------------

School Choice Enhancements*

Phase: **100%** Complete

SCHEDULE:	PH:1 Planning/Design	PH:2 Implement	PH:3 Complete
Planned	Q1 2015	Q2 2016	Q1 2018
Actual	11/2015	05/2016	05/2018

SCOPE: School Choice Enhancement	BUDGET: \$100,000	FLAG: COMMENTS:
--	-----------------------------	----------------------------------

*SCEP projects follows a three-phase design process that begins with planning/design, followed by implementation and finally completion when all items have been delivered and installed.



Apollo Middle School

6800 ARTHUR STREET, HOLLYWOOD 33024

Location Num	1791
Board District	1
Board Member	Ann Murray
ADEFP Budget*	\$7,433,000
Total Facilities Budget	\$7,085,000

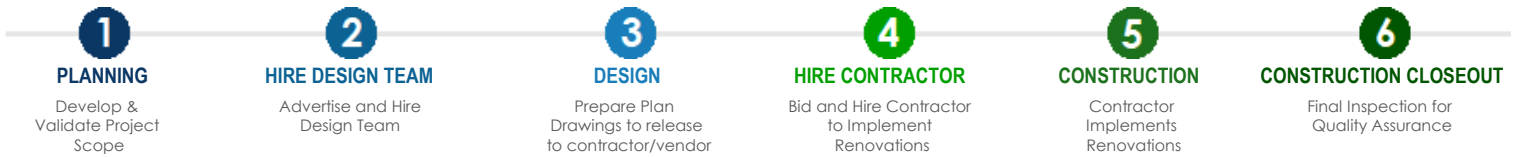
***NOTE** This quarter reflects the Adopted District Educational Facilities Plan total budget as approved by SBBC in September 2019. This budget includes Technology improvements and Musical Instruments Replacements which are not included in this section of the report.
 - All dates are based on calendar year. SMART funded projects are included. Only
 - Projects without expenditures to date may not show up in the "Financially Active Project Detail Schedule".

PRIMARY PROJECTS CURRENT STATUS: Design

Primary Renovation: 100% Construction Documents in the permitting process. Due to the limited capacity and accessibility caused by the current health crisis projects with the highest urgency have been prioritized, causing some submissions to be temporarily delayed in the permit review process.

School Choice Enhancements: Voting completed 5/28/2019. ID maker machine delivered 10/2019. Cork Strips (29), and printer delivered 11/2019. iPhone strike completed 12/2019. (10) chairs delivered 02/2020. Logo Rugs delivered 02/2020. Signage Wayfinding delivered 04/2020. Digital Marquee in design.

SMART Facilities Update By Project



Primary Renovation

Phase: **96% Complete**

SCHEDULE: (Calendar Year)	1: Planning	2: Hire A/E	3: Design	4: Hire Contractor	5: Construction	6: Closeout
Planned	Q4 2017	Q1 2018	Q4 2018	Q2 2019	Q4 2019	Q4 2020
New Planned	Q4 2017	Q1 2018	Q4 2018	Q4 2019	Q3 2020	Q1 2022
Actual/Forecast	9/1/2017	11/13/2017	5/2/2018	Q1 2021		

SCOPE:	BUDGET:
Bldg Envelope Impr. (Roof, Window, Ext Wall, etc.)	\$1,633,000
Fire Sprinklers	\$50,000
HVAC Improvements	\$4,570,000
Media Center improvements	\$555,000
Safety / Security Upgrade	\$107,000

FLAG: S - Project Delayed

COMMENTS:
 Reason: Delays have occurred during the design phase. The design firm has been delayed in submitting the construction documents for permit review. Remedy: Design drawings have been completed and ready to submit when the health crisis subsides.

Track

Phase: **100% Complete**

SCHEDULE: (Calendar Year)	1: Planning	2: Hire A/E	3: Design	4: Hire Contractor	5: Construction	6: Closeout
Planned	N/A	N/A	N/A	N/A	N/A	N/A
Actual/Forecast	N/A	N/A	N/A	N/A	6/8/2016	7/8/2016

SCOPE:	BUDGET:
Track Resurfacing	\$70,000

FLAG:

COMMENTS:

FLAG KEY: S=Schedule B= Budget

S-Project Delayed=Schedule: Project has missed the planned milestone date for progressing to the next phase in the process.

S-Delay Possible=Schedule: Reflects a possibility of the project missing the planned milestone date for progressing to next phase in the process.

B=Budget: reflects a need for board approval of a project in FY20 or Q4 based on bid and/or change order results.

Apollo Middle School

SMART Facilities Update by Project Cont.

School Choice Enhancements*

Phase: **23% Complete**

SCHEDULE:	PH:1 Planning/Design	PH:2 Implement	PH:3 Complete
Planned	Q4 2018	Q2 2019	TBD
Actual	11/2018	05/2019	TBD

SCOPE:	BUDGET:	FLAG:
School Choice Enhancement	\$100,000	COMMENTS: Planned dates shown as TBD will be provided after all items have been ordered and funds allocated.

*SCEP projects follows a three-phase design process that begins with planning/design, followed by implementation and finally completion when all items have been delivered and installed.



Atlantic Technical College & Technical High School

4700 COCONUT CREEK PARKWAY, COCONUT CREEK 33063

Location Num	2221
Board District	7
Board Member	Nora Rupert
ADEFP Budget*	\$10,340,400
Total Facilities Budget	\$9,052,000

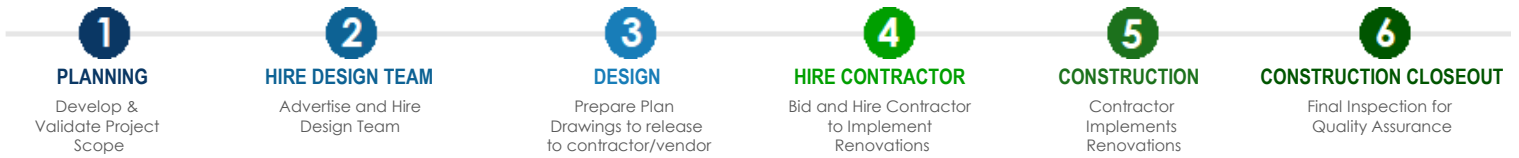
***NOTE** This quarter reflects the Adopted District Educational Facilities Plan total budget as approved by SBBC in September 2019. This budget includes Technology improvements and Musical Instruments Replacements which are not included in this section of the report.
 - All dates are based on calendar year. SMART funded projects are included. Only
 - Projects without expenditures to date may not show up in the "Financially Active Project Detail Schedule".

PRIMARY PROJECTS CURRENT STATUS: **Design**

Primary Renovation: 100% Construction Documents in review. Design firm preparing to submit for permit review.

School Choice Enhancements: COMPLETED 06/2017- Voting completed prior to October 2015 - Furniture/renovation for the media center; installation completed 06/2017.

SMART Facilities Update By Project



Primary Renovation

Phase: **94% Complete**

SCHEDULE: (Calendar Year)	1: Planning	2: Hire A/E	3: Design	4: Hire Contractor	5: Construction	6: Closeout
Planned	Q4 2015	Q4 2015	Q3 2016	Q2 2018	Q3 2018	Q4 2019 / Q1 2020
New Planned	Q4 2015	Q4 2015	Q3 2016	Q4 2019	Q2 2020	Q3 2021 / Q3 2021
Actual/Forecast	10/29/2015	12/8/2015	9/23/2016	Q4 2020		

SCOPE:	BUDGET:
Bldg Envelope Impr. (Roof, Window, Ext Wall, etc.)	\$2,710,000
Fire Sprinklers	\$1,482,000
IAQ Repairs - HVAC	\$4,642,000
Media Center improvements	\$88,000

FLAG: S - Project Delayed

COMMENTS:
 Reason: Delays have occurred during the design phase. The design firm has not submitted design documents per the professional service agreement. A redesign of the roofing system was needed prior to permit review. Design is nearing completion of the revision. Remedy: The owner will be enforcing terms of the contract for delays.

Media Center Improvements

Phase: **100% Complete**

SCHEDULE: (Calendar Year)	1: Planning	2: Hire A/E	3: Design	4: Hire Contractor	5: Construction	6: Closeout
Planned	N/A	N/A	N/A	N/A	N/A	N/A / N/A
Actual/Forecast	N/A	N/A	N/A	N/A	N/A	N/A / 11/1/2016

SCOPE:	BUDGET:
Media Center improvements - Carpet and Paint	\$30,000

FLAG:

COMMENTS:

Atlantic Technical College & Technical High School

SMART Facilities Update by Project Cont.

School Choice Enhancements*

Phase: **100%** Complete

SCHEDULE:	PH:1 Planning/Design	PH:2 Implement	PH:3 Complete
Planned	Q1 2016	N/A	Q2 2017
Actual	01/2016	N/A	06/2017

SCOPE:	BUDGET:	FLAG:
School Choice Enhancement	\$100,000	COMMENTS:

*SCEP projects follows a three-phase design process that begins with planning/design, followed by implementation and finally completion when all items have been delivered and installed.



Atlantic Technical, Arthur Ashe, Jr Campus

1701 NW 23 AVENUE, FORT LAUDERDALE 33311

Location Num	4702
Board District	5
Board Member	Dr. Rosalind Osgood
ADEFP Budget*	\$3,326,449
Total Facilities Budget	\$3,178,449

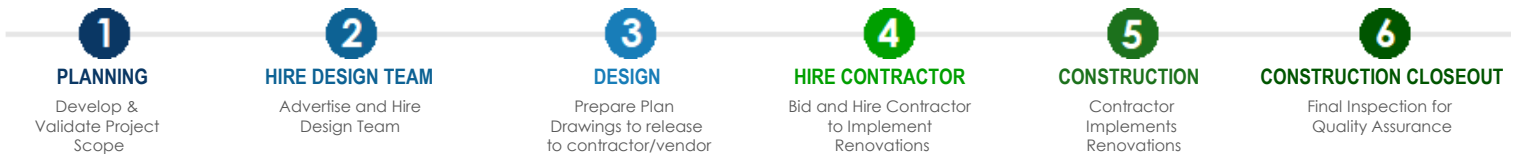
***NOTE** This quarter reflects the Adopted District Educational Facilities Plan total budget as approved by SBBC in September 2019. This budget includes Technology improvements and Musical Instruments Replacements which are not included in this section of the report.
 - All dates are based on calendar year. SMART funded projects are included. Only
 - Projects without expenditures to date may not show up in the "Financially Active Project Detail Schedule".

PRIMARY PROJECTS CURRENT STATUS: **Construction**

Primary Renovation: Construction in progress. Building 1 and 2 roofing is complete. Pending final inspections to reach Substantial Completion.

School Choice Enhancements: COMPLETED 12/2016- Voting completed prior to October 2015 - Renovation/furniture for the Media Center. Installation completed 12/2016.

SMART Facilities Update By Project



Primary Renovation

Phase: **99% Complete**

SCHEDULE: (Calendar Year)	1: Planning	2: Hire A/E	3: Design	4: Hire Contractor	5: Construction	6: Closeout
Planned	Q1 2017	Q2 2017	Q2 2017	Q4 2017	Q3 2018	Q3 2019
New Planned	Q1 2017	Q2 2017	Q2 2017	Q4 2017	Q1 2019	Q1 2020
Actual/Forecast	10/29/2016	3/27/2017	4/27/2017	9/21/2018	2/15/2019	7/30/2020

SCOPE:	BUDGET:
Additional Funding - Board Approved 01/15/19 (JJ-2)	\$1,836,449
Bldg Envelope Impr. (Roof, Window, Ext Wall, etc.)	\$1,200,000
Fire Alarm	\$42,000

FLAG: S - Project Delayed

COMMENTS:
 Original contractual date of substantial completion is 8/20/2019. Reason: Delays occurred during construction related to the roofing sub-permit. It took an estimated additional 4 months in order to receive an approved roofing sub-permit which was not accounted for in the original construction schedule. Additional delays were experienced beginning the roof work after the sub-permit was received. Remedy: The sub-permit has been received, the roof repairs are complete, and the construction is estimated to be completed in early Q3 2020 pending final inspections.

FLAG KEY: S=Schedule B= Budget

S-Project Delayed=Schedule: Project has missed the planned milestone date for progressing to the next phase in the process.

S-Delay Possible=Schedule: Reflects a possibility of the project missing the planned milestone date for progressing to next phase in the process.

B=Budget: reflects a need for board approved increase in funding based on bid and/or change order results.

Atlantic Technical, Arthur Ashe, Jr Campus

SMART Facilities Update by Project Cont.

School Choice Enhancements*

Phase: **100%** Complete

SCHEDULE:	PH:1 Planning/Design	PH:2 Implement	PH:3 Complete
Planned	Q1 2015	N/A	Q3 2016
Actual	11/2015	N/A	12/2016

SCOPE:	BUDGET:	FLAG:
School Choice Enhancement	\$100,000	COMMENTS:

*SCEP projects follows a three-phase design process that begins with planning/design, followed by implementation and finally completion when all items have been delivered and installed.



Atlantic West Elementary School

301 NW 69 TERRACE, MARGATE 33063

Location Num	2511
Board District	7
Board Member	Nora Rupert
ADEFP Budget*	\$3,070,197
Total Facilities Budget	\$2,717,000

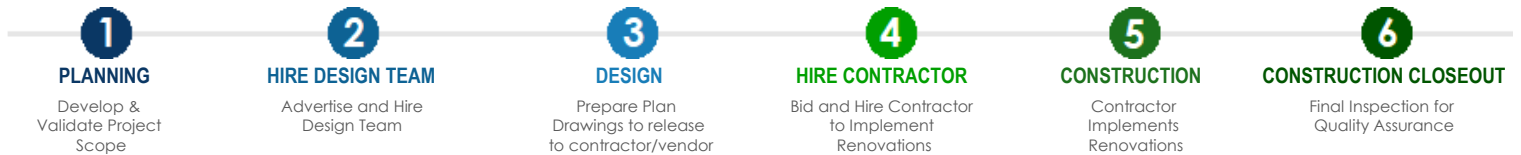
***NOTE** This quarter reflects the Adopted District Educational Facilities Plan total budget as approved by SBBC in September 2019. This budget includes Technology improvements and Musical Instruments Replacements which are not included in this section of the report.
 - All dates are based on calendar year. SMART funded projects are included. Only
 - Projects without expenditures to date may not show up in the "Financially Active Project Detail Schedule".

PRIMARY PROJECTS CURRENT STATUS: Design

Primary Renovation: 100% Construction Documents in the permitting process. Design firm currently addressing Building Department comments prior to submitting the third time for permit application. Negotiations with the design firm are taking place related to additional funding for increase scope.

School Choice Enhancements: COMPLETED 04/2020 - Voting completed 10/20/17 - Janitorial Equipment, and folding chairs delivered 12/2017. Marquee permit issued 2/7/2018; installed 05/2018. Front Office Renovation furniture delivered 04/2018. Shade Structure in PE court permitted 12/2018. Pre-construction meeting held 2/12/2019; construction completed 04/2020.

SMART Facilities Update By Project



Primary Renovation

Phase: **97% Complete**

SCHEDULE: (Calendar Year)	1: Planning	2: Hire A/E	3: Design	4: Hire Contractor	5: Construction	6: Closeout
Planned	Q2 2016	Q2 2016	Q1 2017	Q4 2017	Q2 2018	Q1 2019
New Planned	Q2 2016	Q2 2016	Q1 2017	Q2 2019	Q4 2019	Q1 2021
Actual/Forecast	4/22/2016	6/21/2016	1/30/2017	Q1 2021		

SCOPE:	BUDGET:
Bldg Envelope Impr. (Roof, Window, Ext Wall, etc.)	\$1,048,000
Fire Sprinklers	\$619,000
HVAC Improvements	\$723,000
Media Center improvements	\$227,000

FLAG: S - Project Delayed

COMMENTS:
 Reason: Delays have occurred in the design phase. The design firm has taken an above average amount of time to complete the 100% submittal. Remedy: The owner will be enforcing terms of the contract for delays.

FLAG KEY: S=Schedule B= Budget

S-Project Delayed=Schedule: Project has missed the planned milestone date for progressing to the next phase in the process.

S-Delay Possible=Schedule: Reflects a possibility of the project missing the planned milestone date for progressing to next phase in the process.

B=Budget: reflects a need for board approved increase in funding based on bid and/or change order results.

Atlantic West Elementary School

SMART Facilities Update by Project Cont.

School Choice Enhancements*

Phase: **100%** Complete

SCHEDULE:	PH:1 Planning/Design	PH:2 Implement	PH:3 Complete
Planned	Q1 2016	Q4 2017	Q2 2018
Actual	01/2016	10/2017	04/2020

SCOPE:	BUDGET:	FLAG:
School Choice Enhancement	\$100,000	COMMENTS:

*SCEP projects follows a three-phase design process that begins with planning/design, followed by implementation and finally completion when all items have been delivered and installed.



Attucks Middle School

3500 N 22 AVENUE, HOLLYWOOD 33020

Location Num	0343
Board District	1
Board Member	Ann Murray
ADEFP Budget*	\$4,361,903
Total Facilities Budget	\$4,058,903

***NOTE** This quarter reflects the Adopted District Educational Facilities Plan total budget as approved by SBBC in September 2019. This budget includes Technology improvements and Musical Instruments Replacements which are not included in this section of the report.
 - All dates are based on calendar year. SMART funded projects are included. Only
 - Projects without expenditures to date may not show up in the "Financially Active Project Detail Schedule".

PRIMARY PROJECTS CURRENT STATUS: Hire Contractor

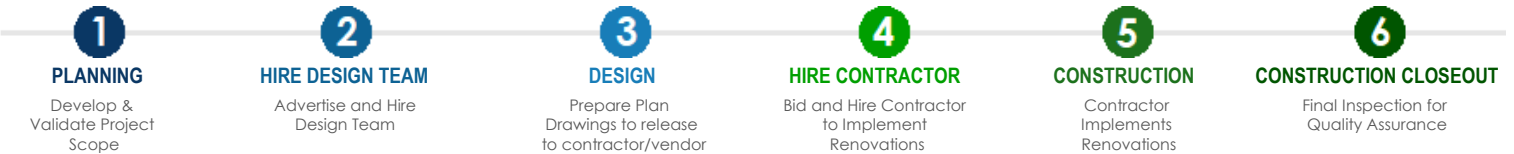
Primary Renovation - Phase 1: Contractor procurement in progress. Pending advertisement for bids.

Primary Renovation - Media Center: Letter of Recommendation to permit has been received on the roofing and media center scope of work. Media Center and Roofing project has been split to achieve better pricing for construction. Project requires repermitting of the design.

Primary Renovation - Roofing: Letter of Recommendation to permit has been received on the roofing and media center scope of work. Media Center and Roofing project has been split to achieve better pricing for construction. Project requires repermitting of the design.

School Choice Enhancements: COMPLETED 2/2017- Voting completed 1/21/16 - Front office renovation, murals, facilities equipment, technology, lab remodeling, media center upgrade, LCD projectors and an interior audio system. All items installed and delivered 2/27/17.

SMART Facilities Update By Project



Primary Renovation - Phase 1

Phase: **5% Complete**

SCHEDULE: (Calendar Year)	1: Planning	2: Hire A/E	3: Design	4: Hire Contractor	5: Construction	6: Closeout
Planned	Q2 2016	Q3 2016	Q2 2017	Q4 2017	Q3 2018	Q2 2019
New Planned	Q2 2016	Q3 2016	Q2 2017	Q2 2019	Q4 2019	Q1 2021
Actual/Forecast	5/17/2016	7/26/2016	5/2/2017	6/9/2020	Q4 2020	

SCOPE:	BUDGET:
Electrical Improvements	\$624,000
HVAC Improvements	\$454,000
Provide Fire Sprinkler Protection Install New Fire Alarm	\$1,962,778

FLAG: S - Project Delayed

COMMENTS:

Reason: Delays have occurred in the design process related to permitting and minor delays during design. Multiple revisions have been required by the design firm in order to achieve a permit, with minor edits required to receive permit. Pending submission of the sixth submission. Remedy: The owner will be enforcing terms of the contract for delays and multiple resubmissions.

FLAG KEY: S=Schedule B= Budget

S-Project Delayed=Schedule: Project has missed the planned milestone date for progressing to the next phase in the process.

S-Delay Possible=Schedule: Reflects a possibility of the project missing the planned milestone date for progressing to next phase in the process.

B=Budget: reflects a need for board approved increase in funding based on bid and/or change order results.

Attucks Middle School

SMART Facilities Update by Project Cont.

Primary Renovation - Roofing

Phase: **5%** Complete

SCHEDULE: (Calendar Year)	1: Planning	2: Hire A/E	3: Design	4: Hire Contractor	5: Construction	6: Closeout
Planned	Q1 2017	Q1 2017	Q2 2017	Q3 2017	Q4 2017	Q2 2019
New Planned	Q1 2017	Q1 2017	Q2 2017	Q1 2019	Q2 2019	Q2 2020
Actual/Forecast	2/9/2017	2/9/2017	4/20/2017	2/13/2019	Q1 2021	

SCOPE:

Bldg Envelope Impr. (Roof, Window, Ext Wall, etc.)

BUDGET:

\$498,125

FLAG: S - Project Delayed

COMMENTS:

Reason: Delays occurred during bid and award due to contractor pricing. Remedy: Negotiations with the CSMP Contractor were held and the project was split into two projects to achieve better pricing. Pending permit review prior to executing proposal and Notice to Proceed from contractor.

Primary Renovation - Media Center

Phase: **5%** Complete

SCHEDULE: (Calendar Year)	1: Planning	2: Hire A/E	3: Design	4: Hire Contractor	5: Construction	6: Closeout
Planned	N/A	N/A	N/A	N/A	N/A	N/A
New Planned	Q1 2017	Q1 2017	Q2 2017	Q1 2019	Q2 2019	Q2 2020
Actual/Forecast	2/9/2017	2/9/2017	4/20/2017	2/13/2019	Q2 2021	

SCOPE:

Media Center improvements

BUDGET:

\$420,000

FLAG: S - Project Delayed

COMMENTS:

Reason: Delays occurred during bid and award due to contractor pricing. Remedy: Negotiations with the CSMP Contractor were held and the project was split into two projects to achieve better pricing. Pending permit review prior to executing proposal and Notice to Proceed from contractor.

School Choice Enhancements*

Phase: **100%** Complete

SCHEDULE:	PH:1 Planning/Design	PH:2 Implement	PH:3 Complete
Planned	Q1 2015	Q1 2016	Q1 2017
Actual	01/2015	01/2016	02/2017

SCOPE:

School Choice Enhancement

BUDGET:

\$100,000

FLAG:

COMMENTS:

*SCEP projects follows a three-phase design process that begins with planning/design, followed by implementation and finally completion when all items have been delivered and installed.



Bair Middle School

9100 NW 21 MANOR, SUNRISE 33322

Location Num	2611
Board District	5
Board Member	Dr. Rosalind Osgood
ADEFP Budget*	\$1,998,000
Total Facilities Budget	\$1,617,000

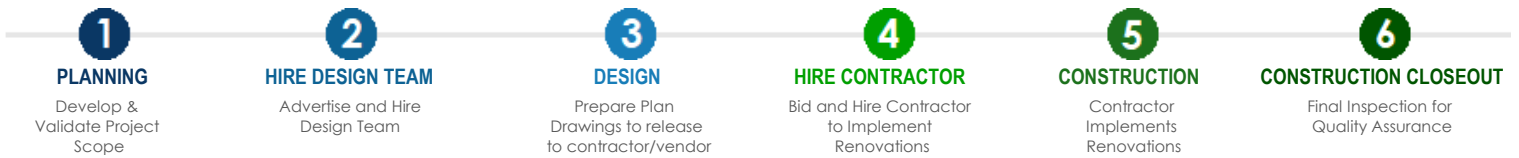
***NOTE** This quarter reflects the Adopted District Educational Facilities Plan total budget as approved by SBBC in September 2019. This budget includes Technology improvements and Musical Instruments Replacements which are not included in this section of the report.
 - All dates are based on calendar year. SMART funded projects are included. Only
 - Projects without expenditures to date may not show up in the "Financially Active Project Detail Schedule".

PRIMARY PROJECTS CURRENT STATUS: Hire Contractor

Primary Renovation: Contractor procurement in progress. Bid opening has occurred. Recommendation to reject all bids is pending Board approval due to quality of bids.

School Choice Enhancements: COMPLETED 10/2018 - Voting authorized 5/15/18 - Voting completed 6/1/2018 - Projector and Portable Sound System delivered 08/2018. Cafeteria Sound system installed 09/2018. Indoor Office Furniture delivered 10/2018. Laptops (22) and (1) earthcart delivered 10/2018.

SMART Facilities Update By Project



Primary Renovation

Phase: **25% Complete**

SCHEDULE: (Calendar Year)	1: Planning	2: Hire A/E	3: Design	4: Hire Contractor	5: Construction	6: Closeout
Planned	Q3 2017	Q4 2017	Q3 2018	Q1 2019	Q3 2019	Q2 2020 Q3 2020
New Planned	Q3 2017	Q4 2017	Q3 2018	Q3 2019	Q1 2020	Q1 2021 Q1 2021
Actual/Forecast	5/1/2017	7/20/2017	3/14/2018	9/5/2019	Q1 2021	

SCOPE:	BUDGET:
Bldg Envelope Impr. (Roof, Window, Ext Wall, etc.)	\$380,000
Fire Alarm	\$462,000
HVAC Improvements	\$103,000
Media Center improvements	\$495,000
Safety / Security Upgrade	\$77,000

FLAG: S - Project Delayed

COMMENTS:
 Funding Year 1 thru 3 projects are to take priority for advertisement of bid. The project is funded under Year 4 and was advertised after the funding Year 1 thru 3 projects that were prepared had been advertised.

FLAG KEY: S=Schedule B= Budget

S-Project Delayed=Schedule: Project has missed the planned milestone date for progressing to the next phase in the process.

S-Delay Possible=Schedule: Reflects a possibility of the project missing the planned milestone date for progressing to next phase in the process.

B=Budget: reflects a need for board approved increase in funding based on bid and/or change order results.

Bair Middle School

SMART Facilities Update by Project Cont.

School Choice Enhancements*

Phase: **100%** Complete

SCHEDULE:	PH:1 Planning/Design	PH:2 Implement	PH:3 Complete
Planned	Q4 2017	Q2 2018	Q1 2019
Actual	11/2017	06/2018	10/2018

SCOPE:	BUDGET:	FLAG:
School Choice Enhancement	\$100,000	COMMENTS:

*SCEP projects follows a three-phase design process that begins with planning/design, followed by implementation and finally completion when all items have been delivered and installed.



Banyan Elementary School

8800 NW 50 STREET, SUNRISE 33351

Location Num	2001
Board District	5
Board Member	Dr. Rosalind Osgood
ADEFP Budget*	\$2,633,224
Total Facilities Budget	\$2,316,224

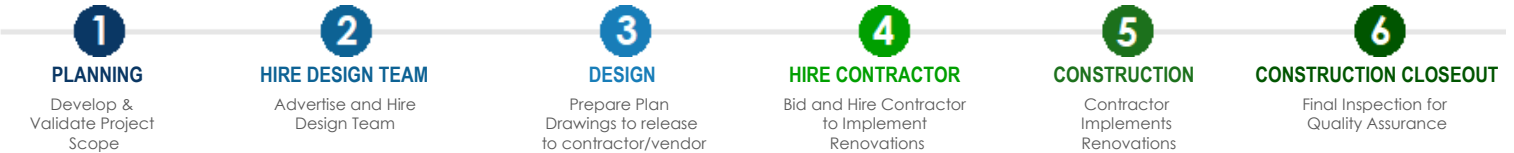
***NOTE** This quarter reflects the Adopted District Educational Facilities Plan total budget as approved by SBBC in September 2019. This budget includes Technology improvements and Musical Instruments Replacements which are not included in this section of the report.
 - All dates are based on calendar year. SMART funded projects are included. Only
 - Projects without expenditures to date may not show up in the "Financially Active Project Detail Schedule".

PRIMARY PROJECTS CURRENT STATUS: **Construction**

Primary Renovation: Construction in progress. Roofing submittals are in progress. Media Center and bathroom improvements are complete.

School Choice Enhancements: Voting completed May 2016. Murals complete 02/2017. Marquee PO canceled for Robson Corporation; District is no longer using this vendor due to lack of performance. PO placed with a new vendor 05/2019. Playground upgrades permit received; construction completed 12/2018. PO request issued for new marquee vendor 04/2019; marquee permitted 10/17/2019; pre-construction meeting scheduled for 10/30/2019. Structural construction completed 12/2019; electrical tie-in completed 01/2020.

SMART Facilities Update By Project



Primary Renovation

Phase: **50%** Complete

SCHEDULE: (Calendar Year)	1: Planning	2: Hire A/E	3: Design	4: Hire Contractor	5: Construction	6: Closeout
Planned	Q4 2016	Q4 2016	Q2 2017	Q4 2017	Q2 2018	Q2 2019
New Planned	Q4 2016	Q4 2016	Q2 2017	Q4 2017	Q1 2019	Q3 2019
Actual/Forecast	10/20/2016	10/20/2016	3/28/2017	8/13/2018	3/1/2019	9/29/2020

SCOPE:	BUDGET:
Additional Funding - Board Approved 01/15/19 (JJ-4)	\$962,979
Bldg Envelope Impr. (Roof, Window, Ext Wall, etc.)	\$917,000
HVAC Improvements	\$128,000
Media Center improvements	\$198,000

FLAG: S - Project Delayed

COMMENTS:
 Original contractual date of substantial completion is 9/3/2019. Reason: Delays occurred during construction related to the roofing sub-permit. The project continues to be delayed until the roofing sub-permit is received. Remedy: The construction is estimated to be completed in Q3 2020 pending receipt of the sub-permit.

FLAG KEY: S=Schedule B= Budget

S-Project Delayed=Schedule: Project has missed the planned milestone date for progressing to the next phase in the process.

S-Delay Possible=Schedule: Reflects a possibility of the project missing the planned milestone date for progressing to next phase in the process.

B=Budget: reflects a need for board approved increase in funding based on bid and/or change order results.

Banyan Elementary School

SMART Facilities Update by Project Cont.

School Choice Enhancements*

Phase: **74% Complete**

SCHEDULE:	PH:1 Planning/Design		PH:2 Implement		PH:3 Complete	
Planned	Q1 2015	Q2 2016		Q2 2018		Q2 2018
Actual	11/2015	05/2016				

SCOPE:

Additional Funding - Board Approved 04/23/19 (JJ-12)
 School Choice Enhancement

BUDGET:

\$10,245
 \$100,000

FLAG: S - Project Delayed

COMMENTS:

New Marquee vendor hired to replace previous vendor. Previous vendor replaced due to poor performance.

*SCEP projects follows a three-phase design process that begins with planning/design, followed by implementation and finally completion when all items have been delivered and installed.



Bayview Elementary School

1175 MIDDLE RIVER DRIVE, FORT LAUDERDALE 33304

Location Num	0641
Board District	3
Board Member	Heather P. Brinkworth
ADEFP Budget*	\$3,019,739
Total Facilities Budget	\$2,788,739

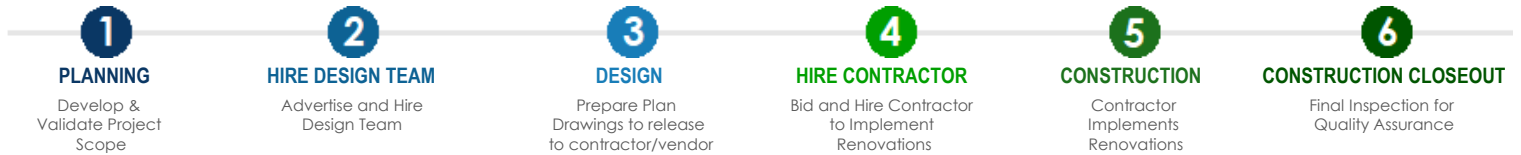
***NOTE** This quarter reflects the Adopted District Educational Facilities Plan total budget as approved by SBBC in September 2019. This budget includes Technology improvements and Musical Instruments Replacements which are not included in this section of the report.
 - All dates are based on calendar year. SMART funded projects are included. Only
 - Projects without expenditures to date may not show up in the "Financially Active Project Detail Schedule".

PRIMARY PROJECTS CURRENT STATUS: **Construction**

Primary Renovation: Construction in progress. Pending Test and Balance inspection prior to Substantial Completion.

School Choice Enhancements: COMPLETED 03/2020 - Voting authorized 1/24/18. Voting completed 2/15/18. Cafeteria sound system installed 04/2018. Printers, Poster Maker and Parking stantions delivered 05/2018. Furniture (Tables, Chairs for 3rd, 4th and 5th Grade) delivered 07/2018. Cafeteria Projector cage installed 03/2019. (1) 4-Cell Battery, (2) 11.6" LCD Panel assembly touch screen for Lenovo N23, (5) 45W AC Adapter mini USB tip delivered 02/2020. (10) Lenovo 300e, (1) Lenovo M720 delivered 05/2020.

SMART Facilities Update By Project



Primary Renovation

Phase: **99% Complete**

SCHEDULE: (Calendar Year)	1: Planning	2: Hire A/E	3: Design	4: Hire Contractor	5: Construction	6: Closeout
Planned	Q3 2016	Q2 2017	Q2 2017	Q4 2017	Q3 2018	Q3 2019
New Planned	Q3 2016	Q2 2017	Q2 2017	Q4 2017	Q3 2018	Q3 2019
Actual/Forecast	9/14/2016	9/14/2016	4/25/2017	3/21/2018	10/19/2018	7/30/2020

SCOPE:	BUDGET:
Additional Funding - Board Approved 06/26/18 (JJ-6)	\$946,739
Bldg Envelope Impr. (Roof, Window, Ext Wall, etc.)	\$836,000
HVAC Improvements	\$645,565

FLAG: S - Project Delayed

COMMENTS:

Original contractual date of substantial completion is 4/23/2019. Reason: Delays have occurred during construction related to multiple inspections and follow-up work needed to pass the inspections. Remedy: The project is pending final roof repairs and inspections. Update: Roofing work continues to be delayed due to contractor not able to pass inspections. Substantial completion is now scheduled for early July 2020.

FLAG KEY: S=Schedule B= Budget

S-Project Delayed=Schedule: Project has missed the planned milestone date for progressing to the next phase in the process.

S-Delay Possible=Schedule: Reflects a possibility of the project missing the planned milestone date for progressing to next phase in the process.

B=Budget: reflects a need for board approved increase in funding based on bid and/or change order results.

Bayview Elementary School

SMART Facilities Update by Project Cont.

HVAC Improvements

Phase: **100%** Complete

SCHEDULE: (Calendar Year)	1: Planning	2: Hire A/E	3: Design	4: Hire Contractor	5: Construction	6: Closeout	
Planned	N/A	N/A	N/A	N/A	N/A	N/A	N/A
Actual/Forecast	N/A	N/A	N/A	N/A	N/A	N/A	3/21/2018

SCOPE: HVAC Improvements - Chiller Replacement	BUDGET: \$260,435	FLAG: COMMENTS:
--	-----------------------------	----------------------------------

School Choice Enhancements*

Phase: **100%** Complete

SCHEDULE:	PH:1 Planning/Design	PH:2 Implement	PH:3 Complete	
Planned	Q4 2016	Q1 2018	Q1 2020	Q1 2020
Actual	12/2016	02/2018	03/2020	03/2020

SCOPE: School Choice Enhancement	BUDGET: \$100,000	FLAG: COMMENTS:
--	-----------------------------	----------------------------------

*SCEP projects follows a three-phase design process that begins with planning/design, followed by implementation and finally completion when all items have been delivered and installed.



Beachside Montessori Village

2230 LINCOLN STREET, HOLLYWOOD 33020

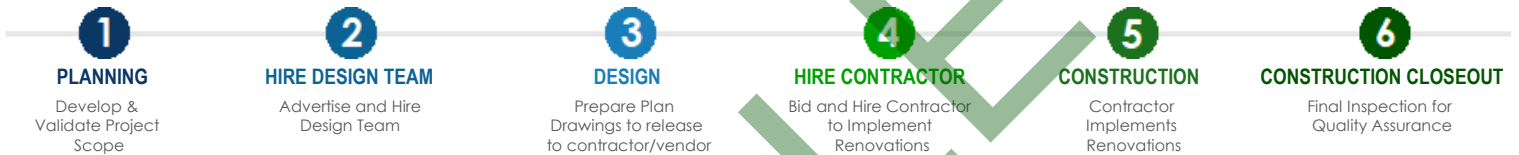
Location Num	2041
Board District	1
Board Member	Ann Murray
ADEFP Budget*	\$441,000
Total Facilities Budget	\$100,000

***NOTE** This quarter reflects the Adopted District Educational Facilities Plan total budget as approved by SBBC in September 2019. This budget includes Technology improvements and Musical Instruments Replacements which are not included in this section of the report.
 - All dates are based on calendar year. SMART funded projects are included. Only
 - Projects without expenditures to date may not show up in the "Financially Active Project Detail Schedule".

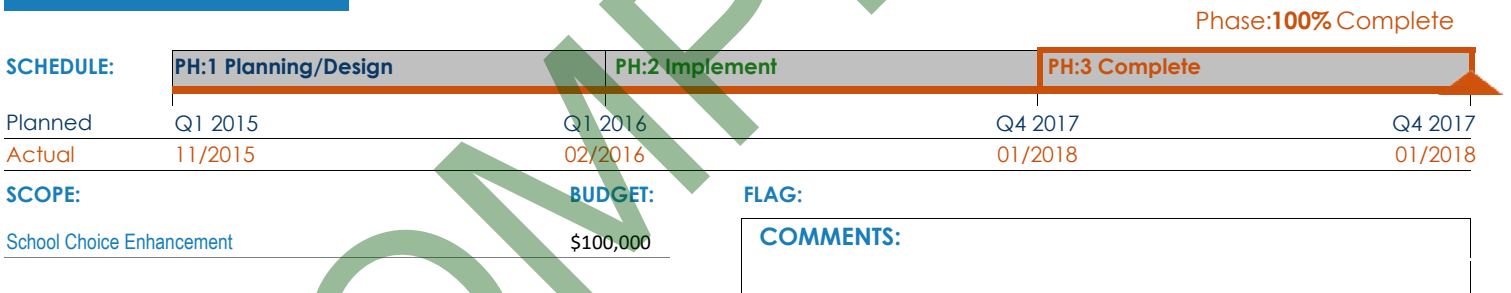
PRIMARY PROJECTS CURRENT STATUS: N/A

School Choice Enhancements: COMPLETED 01/2018 - Voting completed 2/28/16. Music equipment, athletic equipment, math and science equipment, and the portable sound system delivered 12/2016. Cafeteria audio system delivered and installed 08/2017. Microscopes delivered 12/2017. Cabinets and (29) laptops delivered 01/2018.

SMART Facilities Update By Project



School Choice Enhancements*



*SCEP projects follows a three-phase design process that begins with planning/design, followed by implementation and finally completion when all items have been delivered and installed.

FLAG KEY: S=Schedule B= Budget

S-Project Delayed=Schedule: Project has missed the planned milestone date for progressing to the next phase in the process.

S-Delay Possible=Schedule: Reflects a possibility of the project missing the planned milestone date for progressing to next phase in the process.

B=Budget: reflects a need for board approved increase in funding based on bid and/or change order results.



Bennett Elementary School

1755 NE 14 STREET, FORT LAUDERDALE 33304

Location Num	0201
Board District	3
Board Member	Heather P. Brinkworth
ADEFP Budget*	\$2,119,000
Total Facilities Budget	\$1,914,000

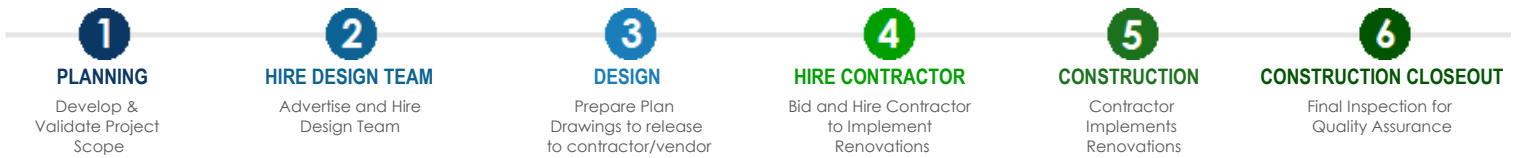
***NOTE** This quarter reflects the Adopted District Educational Facilities Plan total budget as approved by SBBC in September 2019. This budget includes Technology improvements and Musical Instruments Replacements which are not included in this section of the report.
 - All dates are based on calendar year. SMART funded projects are included. Only
 - Projects without expenditures to date may not show up in the "Financially Active Project Detail Schedule".

PRIMARY PROJECTS CURRENT STATUS: Design

Primary Renovation: 90% Construction Documents in progress. Review of design with District staff has taken place. Design options are being revised to reduce the construction cost estimate.

School Choice Enhancements: Kick-off meeting held 2/15/2019. Voting authorized 4/25/2019. Golf cart delivered 06/2019. Office and classroom furniture, furniture for reception area and AP office, desk with reception top, cube tables, cabinets, (180) open front student desk, (180) chairs, (7) tables, (24) stools delivered 08/2019. New 4'x8' digital marquee on order.

SMART Facilities Update By Project



Primary Renovation

Phase: **88% Complete**

SCHEDULE: (Calendar Year)	1: Planning	2: Hire A/E	3: Design	4: Hire Contractor	5: Construction	6: Closeout
Planned	Q1 2018	Q2 2018	Q1 2019	Q3 2019	Q2 2020	Q1 2021
New Planned	Q1 2018	Q2 2018	Q1 2019	Q1 2020	Q2 2020	Q2 2021
Actual/Forecast	8/1/2017	10/6/2017	5/3/2018	Q1 2021		

SCOPE:	BUDGET:
Bldg Envelope Impr. (Roof, Window, Ext Wall, etc.)	\$1,270,000
Fire Alarm	\$319,000
HVAC Improvements	\$88,000
Media Center improvements	\$137,000

FLAG: S - Project Delayed

COMMENTS:

The project included the demolition or renovation of multiple campus buildings. The project is pending a presentation to the Board on demolition or renovation prior to completing the design. Once the decisions are made the project will progress to 100% Construction Documents and then the permitting process.

FLAG KEY: S=Schedule B= Budget

S-Project Delayed=Schedule: Project has missed the planned milestone date for progressing to the next phase in the process.

S-Delay Possible=Schedule: Reflects a possibility of the project missing the planned milestone date for progressing to next phase in the process.

B=Budget: reflects a need for board approved increase in funding based on bid and/or change order results.

Bennett Elementary School

SMART Facilities Update by Project Cont.

School Choice Enhancements*

Phase: **54%** Complete

SCHEDULE:	PH:1 Planning/Design		PH:2 Implement		PH:3 Complete	
Planned	Q4 2018	Q1 2019		TBD		TBD
Actual	11/2018	04/2019				

SCOPE:	BUDGET:	FLAG:
School Choice Enhancement	\$100,000	

COMMENTS:
 Planned dates shown as TBD will be provided after all items have been ordered and funds allocated.

*SCEP projects follows a three-phase design process that begins with planning/design, followed by implementation and finally completion when all items have been delivered and installed.



Blanche Ely High School

1201 NW 6 AVENUE, POMPANO BEACH 33060

Location Num	0361
Board District	7
Board Member	Nora Rupert
ADEFP Budget*	\$23,335,150
Total Facilities Budget	\$21,665,436

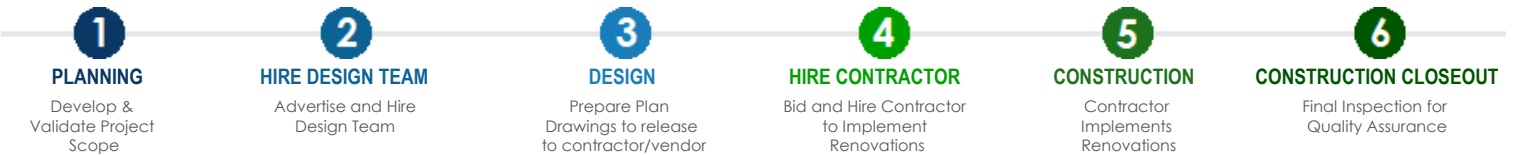
***NOTE** This quarter reflects the Adopted District Educational Facilities Plan total budget as approved by SBBC in September 2019. This budget includes Technology improvements and Musical Instruments Replacements which are not included in this section of the report.
 - All dates are based on calendar year. SMART funded projects are included. Only
 - Projects without expenditures to date may not show up in the "Financially Active Project Detail Schedule".

PRIMARY PROJECTS CURRENT STATUS: **Construction**

Primary Renovation: Construction in progress. Building 14 renovations are complete in the restrooms and concession areas. Building 2 STEM labs are nearing completion. Pending electrical closet design revisions and construction to address code compliance issues. Shower installation is pending for completion of the restroom scope of work. Building 1 HVAC work is nearing completion. Building 26 Science Lab work is in progress. New roofing sub-consultant is on board and preparing roofing submittals.

School Choice Enhancements: COMPLETED 03/2020 - Voting authorized 4/6/2018 - Voting completed 06/2018 - Media Backdrop delivered 07/2018. Indoor tables and Bracket Kits with Activeboards delivered 01/2019. Projectors, tables and chairs delivered 08/2018. Science equipment delivered 11/2018. Digital Classroom Upgrades, (4) heart Models, and Podium delivered and installation complete 12/2018. , (117) laptops and adaptors delivered 6/2019. (1) Laptop 100e delivered 06/2020

SMART Facilities Update By Project



Primary Renovation

Phase: **50% Complete**

SCHEDULE: (Calendar Year)	1: Planning	2: Hire A/E	3: Design	4: Hire Contractor	5: Construction	6: Closeout
Planned	Q2 2015	Q2 2016	Q4 2016	Q3 2017	Q1 2018	Q1 2019 Q2 2019
New Planned	Q2 2015	Q2 2016	Q4 2016	Q3 2017	Q1 2018	Q3 2020 Q3 2020
Actual/Forecast	6/1/2015	5/3/2016	11/2/2016	8/15/2018	10/5/2018	12/30/2021

SCOPE:	BUDGET:
ADA Stage Lift	\$239,290
Additional Funding - Board Approved 04/17/18 (Item 1)	\$7,310,000
Bldg Envelope Impr. (Roof, Window, Ext Wall, etc.) incl. bldg #4	\$1,089,000
Fire Sprinklers	\$152,000
Gymnasium Accessibility	\$1,152,260
HVAC Improvements	\$6,202,000
IAQ & Fascia Replacement	\$2,791,886
Media Center improvements	\$668,000
Outdoor Dining Renovation	\$700,000
STEM Lab improvements	\$1,140,000

FLAG: **S** - Delay Possible

COMMENTS:

Original contractual date of substantial completion is 8/1/2020. Delays continue to grow without a roofing sub-permit being approved. Without the roofing sub-permit, the project is forecasted to be completed December 2021. Update: New roofing sub-consultant is on board and preparing roofing submittals.

FLAG KEY: **S**=Schedule **B**= Budget

S-Project Delayed=Schedule: Project has missed the planned milestone date for progressing to the next phase in the process.

S-Delay Possible=Schedule: Reflects a possibility of the project missing the planned milestone date for progressing to next phase in the process.

B=Budget: reflects a need for board approved increase in funding based on bid and/or change order results.

Blanche Ely High School

SMART Facilities Update by Project Cont.

Weight Room

Phase: **100%** Complete

SCHEDULE: (Calendar Year)	1: Planning	2: Hire A/E	3: Design	4: Hire Contractor	5: Construction	6: Closeout
Planned	Q1 2017	Q1 2017	Q2 2017	Q2 2017	Q3 2017	Q4 2017
Actual/Forecast	3/8/2017	3/15/2017	4/4/2017	6/19/2017	7/20/2017	12/15/2017

SCOPE: Weight Room Renovation	BUDGET: \$121,000	FLAG: COMMENTS:
---	-----------------------------	----------------------------------

School Choice Enhancements*

Phase: **100%** Complete

SCHEDULE:	PH:1 Planning/Design	PH:2 Implement	PH:3 Complete
Planned	Q1 2015	Q2 2018	Q1 2020
Actual	11/2015	06/2018	03/2020

SCOPE: School Choice Enhancement	BUDGET: \$100,000	FLAG: COMMENTS:
--	-----------------------------	----------------------------------

*SCEP projects follows a three-phase design process that begins with planning/design, followed by implementation and finally completion when all items have been delivered and installed.



Boulevard Heights Elementary School

7201 JOHNSON STREET, HOLLYWOOD 33024

Location Num	0971
Board District	1
Board Member	Ann Murray
ADEFP Budget*	\$4,070,000
Total Facilities Budget	\$3,890,000

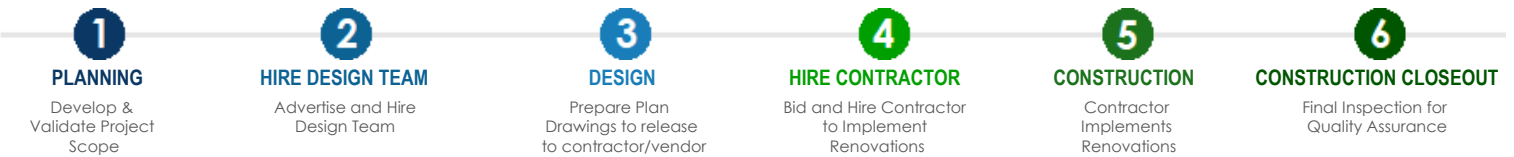
***NOTE** This quarter reflects the Adopted District Educational Facilities Plan total budget as approved by SBBC in September 2019. This budget includes Technology improvements and Musical Instruments Replacements which are not included in this section of the report.
 - All dates are based on calendar year. SMART funded projects are included. Only
 - Projects without expenditures to date may not show up in the "Financially Active Project Detail Schedule".

PRIMARY PROJECTS CURRENT STATUS: Hire Contractor

Primary Renovation: Contractor procurement in progress. Bid advertisement is scheduled for September 2020.

School Choice Enhancements: Voting completed 5/7/18 - Two-way radios and a Poster Maker delivered 06/2018. Laptops carts, Printers, Outdoor Rugs and Laminator delivered 07/2018. (50) Laptops, (22) Mimio boards, Facilities Equipment and (2) electric strikes delivered and installed 08/2018. Marquee permitted 7/2/2019; pre-construction meeting held 10/14/2019; construction completed 01/2020. (30) Lenovo 100E - 2nd Gen, (3) Lenovo ThinkPad L390 i5, (1 - 30 units) EarthWalk Cart, (30) Cable Management on order.

SMART Facilities Update By Project



Primary Renovation

Phase: **5% Complete**

SCHEDULE: (Calendar Year)	1: Planning	2: Hire A/E	3: Design	4: Hire Contractor	5: Construction	6: Closeout
Planned	Q4 2017	Q1 2018	Q3 2018	Q2 2019	Q4 2019	Q2 2020 Q3 2020
New Planned	Q4 2017	Q1 2018	Q3 2018	Q4 2019	Q2 2020	Q2 2021 Q2 2021
Actual/Forecast	10/2/2017	1/12/2018	3/14/2018	8/27/2019	Q2 2021	

SCOPE:	BUDGET:
Art Room Renovation and Equipment	\$65,000
Bldg Envelope Impr. (Roof, Window, Ext Wall, etc.)	\$1,514,000
HVAC Improvements	\$1,596,000
Improvements to or Replacement of building 1	\$188,000
Improvements to or Replacement of building 4	\$291,000
Music Room Renovation	\$136,000

FLAG: S - Project Delayed

COMMENTS:
 Funding Year 1 thru 3 projects are to take priority for advertisement of bid. The project is funded under Year 4 and will be advertised after the funding Year 1 thru 3 projects that are prepared for advertisement.

FLAG KEY: S=Schedule B= Budget

S-Project Delayed=Schedule: Project has missed the planned milestone date for progressing to the next phase in the process.

S-Delay Possible=Schedule: Reflects a possibility of the project missing the planned milestone date for progressing to next phase in the process.

B=Budget: reflects a need for board approved increase in funding based on bid and/or change order results.

Boulevard Heights Elementary School

SMART Facilities Update by Project Cont.

School Choice Enhancements*

Phase: **90% Complete**

SCHEDULE:	PH:1 Planning/Design	PH:2 Implement	PH:3 Complete
Planned	Q4 2017	Q2 2018	Q4 2018
Actual	11/2017	05/2018	

SCOPE:

School Choice Enhancement

BUDGET:

\$100,000

FLAG: S - Project Delayed

COMMENTS:

Marquee initially caused delays but it is now complete. Remaining items are on order and pending delivery.

*SCEP projects follows a three-phase design process that begins with planning/design, followed by implementation and finally completion when all items have been delivered and installed.



Boyd H. Anderson High School

3050 NW 41 STREET, LAUDERDALE LAKES 33309

Location Num	1741
Board District	5
Board Member	Dr. Rosalind Osgood
ADEFP Budget*	\$8,209,340
Total Facilities Budget	\$7,513,340

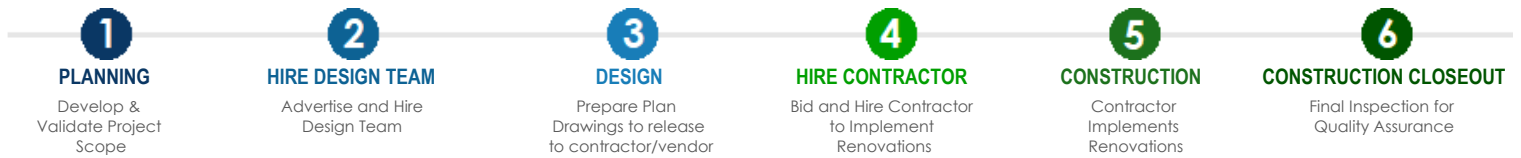
***NOTE** This quarter reflects the Adopted District Educational Facilities Plan total budget as approved by SBBC in September 2019. This budget includes Technology improvements and Musical Instruments Replacements which are not included in this section of the report.
 - All dates are based on calendar year. SMART funded projects are included. Only
 - Projects without expenditures to date may not show up in the "Financially Active Project Detail Schedule".

PRIMARY PROJECTS CURRENT STATUS: Hire Contractor

Primary Renovation: Contractor procurement in progress. The roofing reality check has been completed. Redesign of the roofing system is in review prior to advertisement for bids.

School Choice Enhancements: COMPLETED 10/2018 - Voting authorized 2/1/18. Voting completed 3/8/18 - Recordex delivered and installed 06/2018. Sound system for the Gymnasium and laptop cart with 30 laptops delivered 06/2018. Portable Sound System, and roof for visitor's dugout delivered 07/2018. Lockers and Golf Carts delivered 08/2018. Gym Wall Pads delivered 10/2018.

SMART Facilities Update By Project



Primary Renovation

Phase: **5% Complete**

SCHEDULE: (Calendar Year)	1: Planning	2: Hire A/E	3: Design	4: Hire Contractor	5: Construction	6: Closeout
Planned	Q3 2016	Q4 2016	Q2 2017	Q1 2018	Q3 2018	Q3 2019
New Planned	Q3 2016	Q4 2016	Q2 2017	Q2 2019	Q4 2019	Q2 2021
Actual/Forecast	9/19/2016	11/1/2016	4/25/2017	2/10/2020	Q4 2020	

SCOPE:	BUDGET:
ADA renovations related to educational adequacy	\$388,000
Bldg Envelope Impr. (Roof, Window, Ext Wall, etc.)	\$2,580,000
HVAC Improvements	\$543,508
Safety / Security Upgrade	\$77,000
STEM Lab improvements	\$1,380,000

FLAG: S - Project Delayed

COMMENTS:

Reason: Delays have occurred in the permitting process of the design phase. The design firm had taken an average of two months to submit each of the first two design drawing sets and the fifth set for review by the Building Department. The design firm took three months to submit the fourth revision. Remedy: The owner will be enforcing terms of the contract for delays and multiple resubmissions. The project has received a Letter of Recommendation to Permit. Delays from the design phase are not forecasted to be recovered.

FLAG KEY: S=Schedule B= Budget

S-Project Delayed=Schedule: Project has missed the planned milestone date for progressing to the next phase in the process.

S-Delay Possible=Schedule: Reflects a possibility of the project missing the planned milestone date for progressing to next phase in the process.

B=Budget: reflects a need for board approved increase in funding based on bid and/or change order results.

Boyd H. Anderson High School

SMART Facilities Update by Project Cont.

Media Center Demolition

Phase: **100% Complete**

SCHEDULE: (Calendar Year)	1: Planning	2: Hire A/E	3: Design	4: Hire Contractor	5: Construction	6: Closeout
Planned	Q2 2015	Q2 2015	Q2 2015	Q3 2015	Q3 2015	Q4 2015
Actual/Forecast	5/8/2015	5/21/2015	6/18/2015	6/29/2015	6/29/2015	8/16/2016

SCOPE: Renovation of the existing Media Center - Demolition phase	BUDGET: \$245,792	FLAG: COMMENTS:
---	-----------------------------	----------------------------------

Weight Room

Phase: **100% Complete**

SCHEDULE: (Calendar Year)	1: Planning	2: Hire A/E	3: Design	4: Hire Contractor	5: Construction	6: Closeout
Planned	Q2 2017	Q2 2017	Q3 2017	Q3 2017	Q3 2017	Q2 2018
Actual/Forecast	5/5/2017	5/12/2017	7/13/2017	1/12/2018	1/19/2018	4/22/2018

SCOPE: Weight Room Renovation	BUDGET: \$121,000	FLAG: COMMENTS:
---	-----------------------------	----------------------------------

HVAC Improvements

Phase: **100% Complete**

SCHEDULE: (Calendar Year)	1: Planning	2: Hire A/E	3: Design	4: Hire Contractor	5: Construction	6: Closeout
Planned	N/A	N/A	N/A	N/A	N/A	N/A
Actual/Forecast	N/A	N/A	N/A	N/A	N/A	N/A

SCOPE: HVAC Improvements - Chiller Replacement	BUDGET: \$305,492	FLAG: COMMENTS:
--	-----------------------------	----------------------------------

Media Center Reconstruction

Phase: **100% Complete**

SCHEDULE: (Calendar Year)	1: Planning	2: Hire A/E	3: Design	4: Hire Contractor	5: Construction	6: Closeout
Planned	Q2 2015	Q2 2015	Q2 2015	Q3 2015	Q3 2016	Q1 2017
Actual/Forecast	5/8/2015	5/21/2015	6/18/2015	6/29/2015	8/31/2016	3/6/2017

SCOPE: Renovation of the existing Media Center - re-Construction Phase	BUDGET: \$1,772,548	FLAG: COMMENTS:
--	-------------------------------	----------------------------------

FLAG KEY: S=Schedule B= Budget

S-Project Delayed=Schedule: Project has missed the planned milestone date for progressing to the next phase in the process.

S-Delay Possible=Schedule: Reflects a possibility of the project missing the planned milestone date for progressing to next phase in the process.

B=Budget: reflects a need for board approved increase in funding based on bid and/or change order results.

Boyd H. Anderson High School

SMART Facilities Update by Project Cont.

School Choice Enhancements*

Phase: **100%** Complete

SCHEDULE:	PH:1 Planning/Design	PH:2 Implement	PH:3 Complete
Planned	Q4 2016	Q1 2018	Q4 2018
Actual	12/2016	03/2018	10/2018

SCOPE:	BUDGET:	FLAG:
School Choice Enhancement	\$100,000	COMMENTS:

*SCEP projects follows a three-phase design process that begins with planning/design, followed by implementation and finally completion when all items have been delivered and installed.



Bright Horizons Center

3901 NE 1ST TERRACE, DEERFIELD BEACH 33064

Location Num	0871
Board District	7
Board Member	Nora Rupert
ADEFP Budget*	\$4,046,871
Total Facilities Budget	\$3,656,100

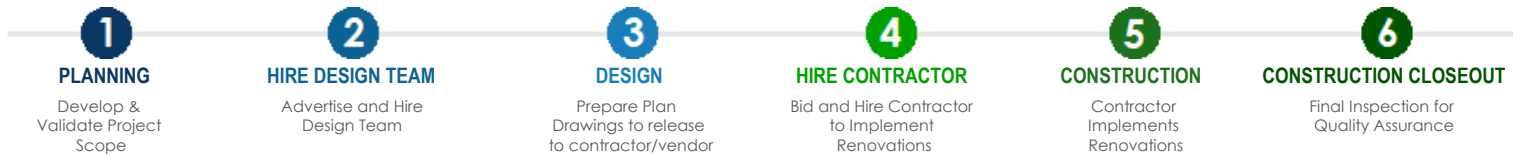
***NOTE** This quarter reflects the Adopted District Educational Facilities Plan total budget as approved by SBBC in September 2019. This budget includes Technology improvements and Musical Instruments Replacements which are not included in this section of the report.
 - All dates are based on calendar year. SMART funded projects are included. Only
 - Projects without expenditures to date may not show up in the "Financially Active Project Detail Schedule".

PRIMARY PROJECTS CURRENT STATUS: **Construction**

Primary Renovation: Construction in progress. Fire Alarm and Fire Sprinkler scope are nearing completion. Roofing renovations are in progress.

School Choice Enhancements: Voting completed 5/3/2018 - Items voted - Technology (7 Recordex) delivered 06/2018. Preliminary approvals received from District ADA Manager and playground Inspector for the shade; vendor did not deliver, PO cancelled on 8/2019; proposals are in progress. New PO request issued 10/31/2019 for another vendor. Digital Marquee permit received 11/2019; construction in progress.

SMART Facilities Update By Project



Primary Renovation

Phase: **73% Complete**

SCHEDULE: (Calendar Year)	1: Planning	2: Hire A/E	3: Design	4: Hire Contractor	5: Construction	6: Closeout
Planned	Q4 2016	Q4 2016	Q2 2017	Q3 2017	Q2 2018	Q2 2019
New Planned	Q4 2016	Q4 2016	Q2 2017	Q1 2019	Q3 2019	Q4 2020
Actual/Forecast	10/20/2016	11/25/2016	7/26/2017	2/4/2019	8/29/2019	9/8/2020

SCOPE:	BUDGET:
Additional Funding - Board Approved 07/23/19 (JJ-4)	\$1,893,100
Bldg Envelope Impr. (Roof, Window, Ext Wall, etc.)	\$864,000
Fire Alarm	\$42,000
Fire Sprinklers	\$654,000
HVAC Improvements	\$103,000

FLAG:

COMMENTS:

Original contractual date of substantial completion is 3/2/2020 but construction is estimated to be completed in Q3 2020.

FLAG KEY: S=Schedule B= Budget

S-Project Delayed=Schedule: Project has missed the planned milestone date for progressing to the next phase in the process.

S-Delay Possible=Schedule: Reflects a possibility of the project missing the planned milestone date for progressing to next phase in the process.

B=Budget: reflects a need for board approved increase in funding based on bid and/or change order results.

Bright Horizons Center

SMART Facilities Update by Project Cont.

School Choice Enhancements*

Phase: **17% Complete**

SCHEDULE:	PH:1 Planning/Design	PH:2 Implement	PH:3 Complete
Planned	Q4 2017	Q2 2018	Q4 2018
Actual	11/2017	05/2018	

SCOPE:

School Choice Enhancement

BUDGET:

\$100,000

FLAG: S - Project Delayed

COMMENTS:

Pending completion of the marquee sign.

*SCEP projects follows a three-phase design process that begins with planning/design, followed by implementation and finally completion when all items have been delivered and installed.



Broadview Elementary School

1800 SW 62 AVENUE, NORTH LAUDERDALE 33068

Location Num	0811
Board District	4
Board Member	Lori Alhadeff
ADEFP Budget*	\$3,387,386
Total Facilities Budget	\$2,891,386

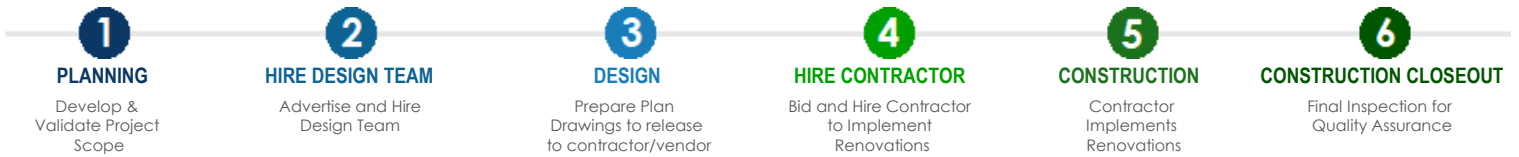
***NOTE** This quarter reflects the Adopted District Educational Facilities Plan total budget as approved by SBBC in September 2019. This budget includes Technology improvements and Musical Instruments Replacements which are not included in this section of the report.
 - All dates are based on calendar year. SMART funded projects are included. Only
 - Projects without expenditures to date may not show up in the "Financially Active Project Detail Schedule".

PRIMARY PROJECTS CURRENT STATUS: Hire Contractor

Primary Renovation: Contractor procurement in progress. Bid opening has taken place. Pending Board approval to award scheduled for July 2020.

School Choice Enhancements: COMPLETED 02/2020 - Voting completed 11/17/16. Proposals for additional rugs will be finalized once the playground upgrades are delivered and installed. Digital Marquee delivered and installed 09/2018. Classroom rugs delivered 03/2019. Playground upgrades' permit issued 1/2019. Pre-Construction meeting held 3/4/2019; playground equipment delivered to the site; construction complete 6/2019. (32) Laptops, (10) Mini HDMI, (20) Adapters delivered 02/2020.

SMART Facilities Update By Project



Primary Renovation

Phase: **75% Complete**

SCHEDULE: (Calendar Year)	1: Planning	2: Hire A/E	3: Design	4: Hire Contractor	5: Construction	6: Closeout
Planned	Q2 2015	Q4 2015	Q3 2016	Q4 2017	Q2 2018	Q2 2020
New Planned	Q2 2015	Q4 2015	Q3 2016	Q2 2019	Q4 2019	Q1 2021
Actual/Forecast	5/2/2015	12/8/2015	8/9/2016	2/6/2020	Q3 2020	

SCOPE:	BUDGET:
Bldg Envelope Impr. (Roof, Window, Ext Wall, etc.)	\$63,228
Bldg Envelope Impr. (Roof, Window, Ext Wall, etc.) - Roofing	\$945,772
Conversion of Existing Space to Music and/or Art Lab(s)	\$169,000
Electrical Improvements	\$56,329
Fire Alarm	\$252,578
Fire Sprinklers	\$718,479
HVAC Improvements	\$264,000
Media Center improvements	\$186,000
Music Room Renovation	\$136,000

FLAG: S - Project Delayed

COMMENTS:

Reason: Delays have occurred in the permitting phase of the design process. Multiple revisions have been required by the design firm in order to achieve a permit. Remedy: The owner will be enforcing terms of the contract for delays and multiple resubmissions. The project has received a Letter of Recommendation to Permit. Delays from the design phase are not forecasted to be recovered.

FLAG KEY: S=Schedule B= Budget

S-Project Delayed=Schedule: Project has missed the planned milestone date for progressing to the next phase in the process.

S-Delay Possible=Schedule: Reflects a possibility of the project missing the planned milestone date for progressing to next phase in the process.

B=Budget: reflects a need for board approved increase in funding based on bid and/or change order results.

Broadview Elementary School

SMART Facilities Update by Project Cont.

School Choice Enhancements*

Phase: **100%** Complete

SCHEDULE:	PH:1 Planning/Design	PH:2 Implement	PH:3 Complete
Planned	Q1 2015	Q4 2016	Q1 2020
Actual	01/2015	11/2016	02/2020

SCOPE:	BUDGET:	FLAG:
School Choice Enhancement	\$100,000	COMMENTS:

*SCEP projects follows a three-phase design process that begins with planning/design, followed by implementation and finally completion when all items have been delivered and installed.



Broward Estates Elementary School

441 NW 35 AVENUE, LAUDERHILL 33311

Location Num	0501
Board District	5
Board Member	Dr. Rosalind Osgood
ADEFP Budget*	\$3,016,000
Total Facilities Budget	\$2,863,000

***NOTE** This quarter reflects the Adopted District Educational Facilities Plan total budget as approved by SBBC in September 2019. This budget includes Technology improvements and Musical Instruments Replacements which are not included in this section of the report.

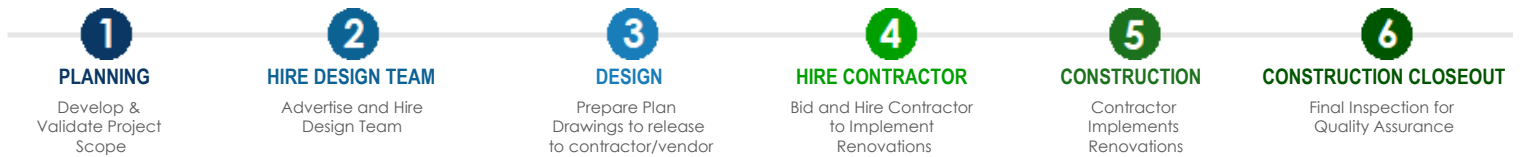
- All dates are based on calendar year. SMART funded projects are included. Only
- Projects without expenditures to date may not show up in the "Financially Active Project Detail Schedule".

PRIMARY PROJECTS CURRENT STATUS: Hire Contractor

Primary Renovation: Contractor procurement in progress. Pending Board approval to award scheduled for July 2020.

School Choice Enhancements: Meeting held with staff, ballot development in progress.

SMART Facilities Update By Project



Primary Renovation

Phase: **25% Complete**

SCHEDULE: (Calendar Year)	1: Planning	2: Hire A/E	3: Design	4: Hire Contractor	5: Construction	6: Closeout
Planned	Q3 2017	Q3 2017	Q2 2018	Q1 2019	Q2 2019	Q1 2020
New Planned	Q3 2017	Q3 2017	Q2 2018	Q3 2019	Q1 2020	Q1 2021
Actual/Forecast	5/1/2017	7/20/2017	3/12/2018	7/29/2019	Q3 2020	

SCOPE:	BUDGET:
Bldg Envelope Impr. (Roof, Window, Ext Wall, etc.)	\$1,812,000
HVAC Improvements	\$951,000

FLAG: S - Project Delayed

COMMENTS:
Funding Year 1 thru 3 projects are to take priority for advertisement of bid. The project is funded under Year 4. Advertisement for bids took place in March 2020 with all available Year 1 thru 3 projects already advertised.

School Choice Enhancements*

Phase: **50% Complete**

SCHEDULE:	PH:1 Planning/Design	PH:2 Implement	PH:3 Complete
Planned	Q4 2017	TBD	TBD
Actual	11/2017		

SCOPE:	BUDGET:
School Choice Enhancement	\$100,000

FLAG:

COMMENTS:
Planned date for Implementation phase shown as TBD will be provided after voting process has been completed by the school community.

*SCEP projects follows a three-phase design process that begins with planning/design, followed by implementation and finally completion when all items have been delivered and installed.

FLAG KEY: S=Schedule B= Budget

S-Project Delayed=Schedule: Project has missed the planned milestone date for progressing to the next phase in the process.

S-Delay Possible=Schedule: Reflects a possibility of the project missing the planned milestone date for progressing to next phase in the process.

B=Budget: reflects a need for board approved increase in funding based on bid and/or change order results.



C. Robert Markham Elementary School

1501 NW 15 AVENUE, POMPANO BEACH 33069

Location Num	1671
Board District	7
Board Member	Nora Rupert
ADEFP Budget*	\$9,510,000
Total Facilities Budget	\$9,259,000

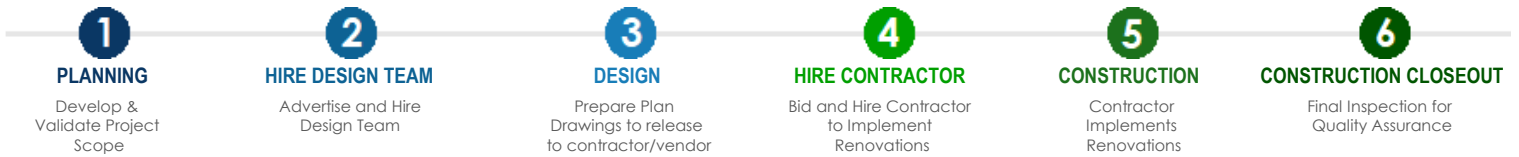
***NOTE** This quarter reflects the Adopted District Educational Facilities Plan total budget as approved by SBBC in September 2019. This budget includes Technology improvements and Musical Instruments Replacements which are not included in this section of the report.
 - All dates are based on calendar year. SMART funded projects are included. Only
 - Projects without expenditures to date may not show up in the "Financially Active Project Detail Schedule".

PRIMARY PROJECTS CURRENT STATUS: Hire Contractor

Primary Renovation: Contractor procurement in progress. CM firm has been terminated due to inability to reach an agreement. Bid advertisement has taken place. Pending bid opening in early July 2020.

School Choice Enhancements: COMPLETED 08/2019 - Voting authorized 5/8/2018 - Voting completed 6/2/18 - The majority of the office furniture delivered 09/2018 (students desks, chairs, cafeteria tables, front office). Remaining office furniture (students desks, chairs, cafeteria tables, front office and more) delivered 10/2018. Water bottle filling stations construction completed 10/2018. Extra (13) Chairs and (8) Tables delivered 02/2019. (2) chairs delivered 08/2019.

SMART Facilities Update By Project



Primary Renovation

Phase: **15% Complete**

SCHEDULE: (Calendar Year)	1: Planning	2: Hire A/E	3: Design	4: Hire Contractor	5: Construction	6: Closeout
Planned	Q1 2017	Q1 2017	Q4 2017	Q3 2018	Q1 2019	Q1 2020
New Planned	Q1 2017	Q1 2017	Q4 2017	Q3 2019	Q4 2019	Q3 2021
Actual/Forecast	1/10/2017	2/7/2017	11/15/2017	7/30/2019	Q3 2020	

SCOPE:	BUDGET:
Bldg Envelope Impr. (Roof, Window, Ext Wall, etc.)	\$656,000
Fire Alarm	\$294,000
Fire Sprinklers	\$310,000
HVAC Improvements	\$303,000
Improvements to or Replacement of building 1	\$7,440,000

FLAG: **S - Project Delayed**

COMMENTS:
 Reason: Delays occurred during the bid and award phase. Extensive negotiations were required in order to provide a quality GMP acceptable to the District. Remedy: The CM firm has been terminated due to inability to reach an agreement, and the project will progress with a Design/Bid/Build delivery method.

HVAC Improvements

Phase: **100% Complete**

SCHEDULE: (Calendar Year)	1: Planning	2: Hire A/E	3: Design	4: Hire Contractor	5: Construction	6: Closeout
Planned	N/A	N/A	N/A	N/A	N/A	N/A
Actual/Forecast	N/A	N/A	N/A	N/A	N/A	3/21/2018

SCOPE:	BUDGET:
HVAC Improvements - Chiller Replacement	\$156,000

FLAG:

COMMENTS:

FLAG KEY: **S**=Schedule **B**= Budget

S-Project Delayed=Schedule: Project has missed the planned milestone date for progressing to the next phase in the process.

S-Delay Possible=Schedule: Reflects a possibility of the project missing the planned milestone date for progressing to next phase in the process.

B=Budget: reflects a need for board approved increase in funding based on bid and/or change order results.

C. Robert Markham Elementary School

SMART Facilities Update by Project Cont.

School Choice Enhancements*

Phase: **100%** Complete

SCHEDULE:	PH:1 Planning/Design	PH:2 Implement	PH:3 Complete
Planned	Q4 2017	Q2 2018	Q1 2019
Actual	11/2017	06/2018	08/2019

SCOPE:	BUDGET:	FLAG:
School Choice Enhancement	\$100,000	COMMENTS:

*SCEP projects follows a three-phase design process that begins with planning/design, followed by implementation and finally completion when all items have been delivered and installed.



Castle Hill Elementary School

2640 NW 46 AVENUE, LAUDERHILL 33313

Location Num	1461
Board District	5
Board Member	Dr. Rosalind Osgood
ADEFP Budget*	\$4,059,030
Total Facilities Budget	\$3,776,030

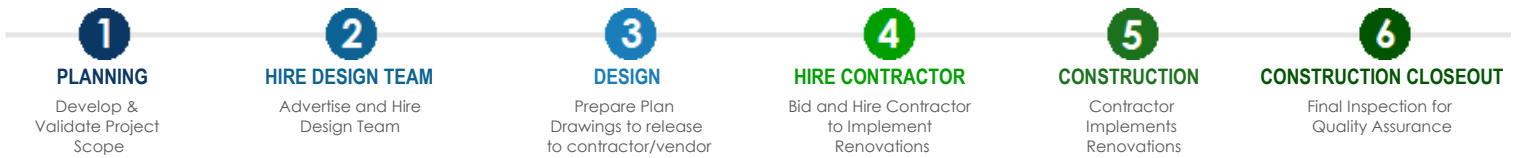
***NOTE** This quarter reflects the Adopted District Educational Facilities Plan total budget as approved by SBBC in September 2019. This budget includes Technology improvements and Musical Instruments Replacements which are not included in this section of the report.
 - All dates are based on calendar year. SMART funded projects are included. Only
 - Projects without expenditures to date may not show up in the "Financially Active Project Detail Schedule".

PRIMARY PROJECTS CURRENT STATUS: **Construction**

Primary Renovation: Construction in progress. Roofing, Media Center, and Fire Alarm scope is in progress. A Notice of Non-Conformance and a Notice to Cure has been issued. The contractor is currently behind schedule.

School Choice Enhancements: COMPLETED 03/2020 - Voting completed 12/2016. Mimio boards delivered 3/2017. Murals completed 09/2017. Cafeteria Sound system, projector delivered 08/2017. (4)TVs, and a TV Production studio delivered and installed 01/2018. Classroom furniture delivered 06/2018. Marquee installation completed 08/2018. Projector screen delivered 8/2019.

SMART Facilities Update By Project



Primary Renovation

Phase: **65% Complete**

SCHEDULE: (Calendar Year)	1: Planning	2: Hire A/E	3: Design	4: Hire Contractor	5: Construction	6: Closeout
Planned	Q1 2017	Q1 2017	Q2 2017	Q4 2017	Q2 2018	Q2 2019
New Planned	Q1 2017	Q1 2017	Q2 2017	Q4 2017	Q2 2018	Q2 2019
Actual/Forecast	3/6/2017	3/10/2017	4/20/2017	3/19/2018	7/18/2018	10/31/2020

SCOPE:	BUDGET:
Additional Funding - Board Approved 05/22/18 (JJ-1)	\$1,567,030
Bldg Envelope Impr. (Roof, Window, Ext Wall, etc.)	\$1,141,000
Fire Alarm	\$293,000
Fire Sprinklers	\$13,000
HVAC Improvements	\$279,950
Media Center improvements	\$282,000

FLAG: S - Project Delayed

COMMENTS:

Original contractual date of substantial completion is 1/25/2019. Reason: Delays have occurred during the construction phase. The contractor was delayed for a month at the principal's request. Additionally, there were delays of six months in receiving a roofing sub-permit. Remedy: A Notice to Cure has been issued. Currently re-evaluating the contractor performance. Update: The contractor continues to be delayed.

FLAG KEY: S=Schedule B= Budget

S-Project Delayed=Schedule: Project has missed the planned milestone date for progressing to the next phase in the process.

S-Delay Possible=Schedule: Reflects a possibility of the project missing the planned milestone date for progressing to next phase in the process.

B=Budget: reflects a need for board approved increase in funding based on bid and/or change order results.

Castle Hill Elementary School

SMART Facilities Update by Project Cont.

HVAC Improvements

Phase: **100%** Complete

SCHEDULE: (Calendar Year)	1: Planning	2: Hire A/E	3: Design	4: Hire Contractor	5: Construction	6: Closeout
Planned	N/A	N/A	N/A	N/A	N/A	N/A
Actual/Forecast	N/A	N/A	N/A	N/A	6/1/2016	7/1/2016

SCOPE: HVAC Improvements - Cooling Tower Replacement	BUDGET: \$100,050	FLAG: COMMENTS:
--	-----------------------------	----------------------------------

School Choice Enhancements*

Phase: **99%** Complete

SCHEDULE:	PH:1 Planning/Design	PH:2 Implement	PH:3 Complete
Planned	Q1 2015	Q4 2016	Q1 2020
Actual	11/2015	12/2016	03/2020

SCOPE: School Choice Enhancement	BUDGET: \$100,000	FLAG: COMMENTS: All items approved by voting process have been delivered and installed. School is determining how to spend the remaining funding from the contingency portion of the SCEP funding.
--	-----------------------------	--

*SCEP projects follows a three-phase design process that begins with planning/design, followed by implementation and finally completion when all items have been delivered and installed.



Central Park Elementary School

777 N NOB HILL ROAD, PLANTATION 33322

Location Num	2641
Board District	6
Board Member	Laurie Rich Levinson
ADEFP Budget*	\$8,539,000
Total Facilities Budget	\$8,073,000

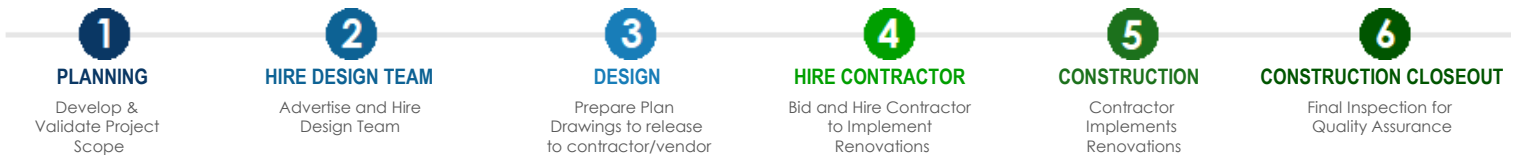
***NOTE** This quarter reflects the Adopted District Educational Facilities Plan total budget as approved by SBBC in September 2019. This budget includes Technology improvements and Musical Instruments Replacements which are not included in this section of the report.
 - All dates are based on calendar year. SMART funded projects are included. Only
 - Projects without expenditures to date may not show up in the "Financially Active Project Detail Schedule".

PRIMARY PROJECTS CURRENT STATUS: Hire Contractor

Primary Renovation: Contractor procurement in progress. Pending execution of the Notice to Proceed.

School Choice Enhancements: Voting completed on 11/28/16. Computer carts and printers delivered on 3/2017. Classroom furniture delivered 4/2017. Science lab materials delivered 06/2017. Classroom furniture and bulletin boards delivered and installed 8/9/17. Carpet replaced in FISH 301 and completed 08/2019. Blinds completed 09/2019. Coordinating additional proposals.

SMART Facilities Update By Project



Primary Renovation

Phase: **70% Complete**

SCHEDULE: (Calendar Year)	1: Planning	2: Hire A/E	3: Design	4: Hire Contractor	5: Construction	6: Closeout
Planned	Q2 2016	Q3 2016	Q1 2017	Q4 2017	Q1 2018	Q1 2019
New Planned	Q2 2016	Q3 2016	Q1 2017	Q1 2019	Q2 2019	Q4 2020
Actual/Forecast	5/2/2016	7/26/2016	1/13/2017	10/1/2019	Q3 2020	

SCOPE:	BUDGET:
ADA Stage Lift	\$119,475
Additional Funding - Board Approved 04/14/20 (13)	\$3,045,525
Bldg Envelope Impr. (Roof, Window, Ext Wall, etc.)	\$1,361,000
Conversion of Existing Space to Music and/or Art Lab(s)	\$169,000
Fire Sprinklers	\$982,000
HVAC Improvements	\$2,100,000
Music Room Renovation	\$136,000
Safety / Security Upgrade	\$60,000

FLAG: SB - Project Delayed

COMMENTS:

Reason: Delays have occurred in the design phase related to permitting. The design firm has required an above average amount of submissions of the Construction Documents prior to receiving a Letter of Recommendation to permit. Remedy: The delays are not anticipated to be recovered. The construction schedule will be closely monitored to avoid further delays. Update: Pending execution of the Notice to Proceed. Budget: Additional funding of \$3,045,525 was approved by the Board on 4/14/2020 in conjunction with the approval to award the construction agreement.

FLAG KEY: S=Schedule B= Budget

S-Project Delayed=Schedule: Project has missed the planned milestone date for progressing to the next phase in the process.

S-Delay Possible=Schedule: Reflects a possibility of the project missing the planned milestone date for progressing to next phase in the process.

B=Budget: reflects a need for board approved increase in funding based on bid and/or change order results.

Central Park Elementary School

SMART Facilities Update by Project Cont.

School Choice Enhancements*

Phase: **79% Complete**

SCHEDULE:	PH:1 Planning/Design	PH:2 Implement	PH:3 Complete
Planned	Q1 2016	Q4 2016	TBD
Actual	01/2016	11/2016	TBD

SCOPE:

School Choice Enhancement

BUDGET:

\$100,000

FLAG:

COMMENTS:

Planned dates shown as TBD will be provided after all items have been ordered and funds allocated.

*SCEP projects follows a three-phase design process that begins with planning/design, followed by implementation and finally completion when all items have been delivered and installed.



Challenger Elementary School

5703 NW 94 AVENUE, TAMARAC 33321

Location Num	3771
Board District	4
Board Member	Lori Alhadeff
ADEFP Budget*	\$4,041,100
Total Facilities Budget	\$3,655,100

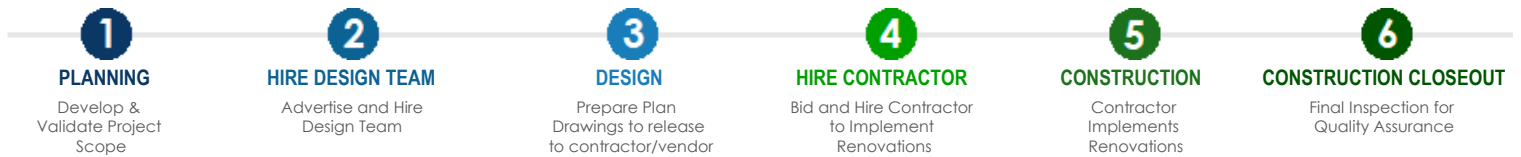
***NOTE** This quarter reflects the Adopted District Educational Facilities Plan total budget as approved by SBBC in September 2019. This budget includes Technology improvements and Musical Instruments Replacements which are not included in this section of the report.
 - All dates are based on calendar year. SMART funded projects are included. Only
 - Projects without expenditures to date may not show up in the "Financially Active Project Detail Schedule".

PRIMARY PROJECTS CURRENT STATUS: Hire Contractor

Primary Renovation: Contractor procurement in progress. Pending execution of the Notice to Proceed.

School Choice Enhancements: Voting authorized 5/13/18 - Voting results received 7/2/18 - (5) iPads delivered 01/2019. (2) Playground Shades covering and Marquee are on order. (40) Lenovo 300e - (3) Lenovo ThinkPad - (2) Lenovo M820z delivered 03/2019. Marquee permitted 7/8/2019; pre-construction meeting held 10/14/2019; construction completed 02/2020. (2) shade structures on order.

SMART Facilities Update By Project



Primary Renovation

Phase: **50% Complete**

SCHEDULE: (Calendar Year)	1: Planning	2: Hire A/E	3: Design	4: Hire Contractor	5: Construction	6: Closeout
Planned	Q3 2017	Q3 2017	Q2 2018	Q4 2018	Q2 2019	Q1 2020
New Planned	Q3 2017	Q3 2017	Q2 2018	Q3 2019	Q1 2020	Q1 2021
Actual/Forecast	5/1/2017	7/20/2017	2/6/2018	8/16/2019	Q3 2020	

SCOPE:	BUDGET:
Additional Funding - Board Approved 05/19/20 (JJ-15)	\$2,206,100
Bldg Envelope Impr. (Roof, Window, Ext Wall, etc.)	\$857,000
Conversion of Existing Space to Music and/or Art Lab(s)	\$169,000
Fire Alarm	\$42,000
HVAC Improvements	\$145,000
Music Room Renovation	\$136,000

FLAG: SB - Project Delayed

COMMENTS:
 Funding Year 1 thru 3 projects are to take priority for advertisement of bid. The project is funded under Year 4 and has been advertised after the available funding Year 1 thru 3 projects were advertised. Budget: Additional funding of \$2,206,100 was approved by the Board on 5/19/2020 in conjunction with the approval to award the construction agreement for the project.

FLAG KEY: S=Schedule B= Budget

S-Project Delayed=Schedule: Project has missed the planned milestone date for progressing to the next phase in the process.

S-Delay Possible=Schedule: Reflects a possibility of the project missing the planned milestone date for progressing to next phase in the process.

B=Budget: reflects a need for board approved increase in funding based on bid and/or change order results.

Challenger Elementary School

SMART Facilities Update by Project Cont.

School Choice Enhancements*

Phase: **47% Complete**

SCHEDULE:	PH:1 Planning/Design		PH:2 Implement		PH:3 Complete	
Planned	Q4 2017	Q3 2018		TBD		TBD
Actual	11/2017	07/2018				

SCOPE:

School Choice Enhancement

BUDGET:

\$100,000

FLAG:

COMMENTS:

Planned dates shown as TBD will be provided after all items have been ordered and funds allocated.

*SCEP projects follows a three-phase design process that begins with planning/design, followed by implementation and finally completion when all items have been delivered and installed.



Chapel Trail Elementary School

19595 TAFT STREET, PEMBROKE PINES 33029

Location Num	2961
Board District	2
Board Member	Patricia Good
ADEFP Budget*	\$5,146,650
Total Facilities Budget	\$4,638,436

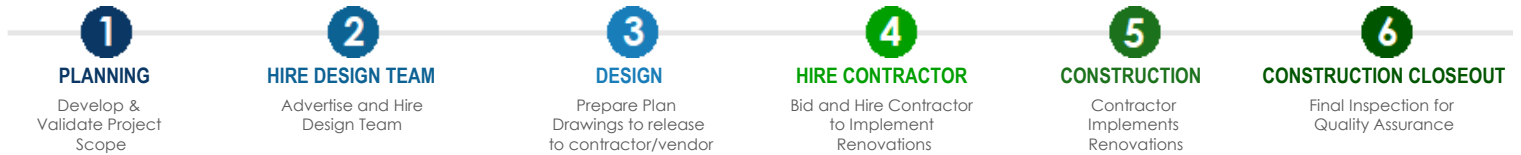
***NOTE** This quarter reflects the Adopted District Educational Facilities Plan total budget as approved by SBBC in September 2019. This budget includes Technology improvements and Musical Instruments Replacements which are not included in this section of the report.
 - All dates are based on calendar year. SMART funded projects are included. Only
 - Projects without expenditures to date may not show up in the "Financially Active Project Detail Schedule".

PRIMARY PROJECTS CURRENT STATUS: **Construction**

Primary Renovation: Construction in progress. Submittals in progress.

School Choice Enhancements: COMPLETED 05/2020 - Voting completed 10/13/16. Student laptops and stage curtains delivered 2/2017. Playground shades permitted; construction began 10/2018. (1) bus loop shade completed 12/2018. Plan change submitted and approved for the second shade structure 12/2018; construction scheduled for 03/2019. Plan change permitted 04/2019. Shades completed 05/2020.

SMART Facilities Update By Project



Primary Renovation

Phase: **15% Complete**

SCHEDULE: (Calendar Year)	1: Planning	2: Hire A/E	3: Design	4: Hire Contractor	5: Construction	6: Closeout
Planned	Q1 2017	Q1 2017	Q1 2017	Q3 2017	Q2 2018	Q1 2019
New Planned	Q1 2017	Q1 2017	Q1 2017	Q2 2019	Q3 2019	Q3 2020
Actual/Forecast	1/11/2017	1/11/2017	3/15/2017	5/22/2019	1/22/2020	1/2/2021

SCOPE:	BUDGET:
Additional Funding - Board Approved 11/06/19 (JJ-2)	\$2,850,436
Bldg Envelope Impr. (Roof, Window, Ext Wall, etc.)	\$1,169,000
Fire Alarm	\$42,000
HVAC Improvements	\$172,000

FLAG: S - Delay Possible

COMMENTS:

Delays occurred during bid and award. Funding Year 1 thru 3 projects are to take priority for advertisement of bid. The project is funded under Year 5 and was advertised after the available Funding Year 1 thru 3 projects were advertised. Original contractual date of substantial completion is 1/27/2021. Project is currently on pace.

FLAG KEY: S=Schedule B= Budget

S-Project Delayed=Schedule: Project has missed the planned milestone date for progressing to the next phase in the process.

S-Delay Possible=Schedule: Reflects a possibility of the project missing the planned milestone date for progressing to next phase in the process.

B=Budget: reflects a need for board approved increase in funding based on bid and/or change order results.

Chapel Trail Elementary School

SMART Facilities Update by Project Cont.

HVAC Improvements

Phase: **100%** Complete

SCHEDULE: (Calendar Year)	1: Planning	2: Hire A/E	3: Design	4: Hire Contractor	5: Construction	6: Closeout
Planned	N/A	N/A	N/A	N/A	N/A	N/A
Actual/Forecast	N/A	N/A	N/A	N/A	N/A	3/23/2018

SCOPE: HVAC Improvements - Chiller Replacement	BUDGET: \$305,000	FLAG: COMMENTS:
--	-----------------------------	----------------------------------

School Choice Enhancements*

Phase: **100%** Complete

SCHEDULE:	PH:1 Planning/Design	PH:2 Implement	PH:3 Complete
Planned	Q1 2016	Q4 2016	Q2 2018
Actual	01/2016	10/2016	05/2020

SCOPE: School Choice Enhancement	BUDGET: \$100,000	FLAG: COMMENTS:
--	-----------------------------	----------------------------------

*SCEP projects follows a three-phase design process that begins with planning/design, followed by implementation and finally completion when all items have been delivered and installed.



Charles Drew Elementary School

1000 NW 31 AVENUE, POMPANO BEACH 33060

Location Num	3221
Board District	7
Board Member	Nora Rupert
ADEFP Budget*	\$3,310,000
Total Facilities Budget	\$3,117,000

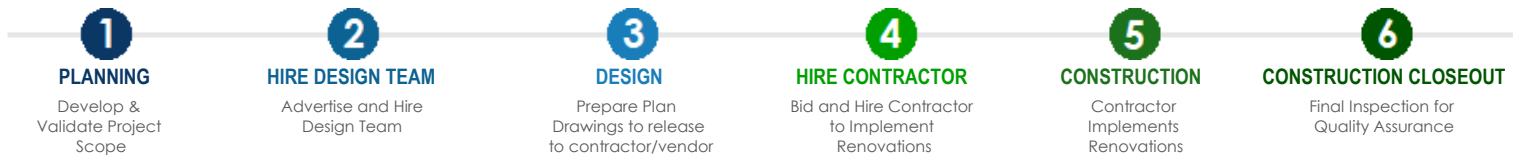
***NOTE** This quarter reflects the Adopted District Educational Facilities Plan total budget as approved by SBBC in September 2019. This budget includes Technology improvements and Musical Instruments Replacements which are not included in this section of the report.
 - All dates are based on calendar year. SMART funded projects are included. Only
 - Projects without expenditures to date may not show up in the "Financially Active Project Detail Schedule".

PRIMARY PROJECTS CURRENT STATUS: Design

Primary Renovation: 100% Construction Documents in the permitting process. Design firm currently addressing Building Department review comments in order to submit for a third time to permit application.

School Choice Enhancements: COMPLETED 01/2019 - Voting completed 11/16/17 - Portable PA system and trash cans delivered 01/2018. Murals complete 02/2018. Two-way radios and (20) Projectors delivered 2/2018. Golf carts, Cafeteria sound system, floor mats, traffic cones and stage curtains delivered 03/2018. Office Furniture delivered 05/2018. Picnic Tables delivered 01/2019.

SMART Facilities Update By Project



Primary Renovation

Phase: **97% Complete**

SCHEDULE: (Calendar Year)	1: Planning	2: Hire A/E	3: Design	4: Hire Contractor	5: Construction	6: Closeout
Planned	Q3 2016	Q3 2016	Q2 2017	Q4 2017	Q3 2018	Q3 2019
New Planned	Q3 2016	Q3 2016	Q2 2017	Q3 2019	Q4 2019	Q1 2021
Actual/Forecast	8/8/2016	9/7/2016	3/30/2017	Q3 2020		

SCOPE:	BUDGET:
Bldg Envelope Impr. (Roof, Window, Ext Wall, etc.)	\$138,000
Fire Alarm	\$293,000
Fire Sprinklers	\$694,000
HVAC Improvements	\$1,892,000

FLAG: S - Project Delayed

COMMENTS:
 Reason: Delays have occurred during design due to multiple submissions to close review comments prior to permit review.
 Remedy: Comments have been closed and the project has been submitted for permit review. The owner will be enforcing terms of the contract for delays.

FLAG KEY: S=Schedule B= Budget

S-Project Delayed=Schedule: Project has missed the planned milestone date for progressing to the next phase in the process.

S-Delay Possible=Schedule: Reflects a possibility of the project missing the planned milestone date for progressing to next phase in the process.

B=Budget: reflects a need for board approved increase in funding based on bid and/or change order results.

Charles Drew Elementary School

SMART Facilities Update by Project Cont.

School Choice Enhancements*

Phase: **100%** Complete

SCHEDULE:	PH:1 Planning/Design	PH:2 Implement	PH:3 Complete
Planned	Q1 2015	Q4 2017	Q2 2018
Actual	11/2015	11/2017	01/2019

SCOPE:	BUDGET:	FLAG:
School Choice Enhancement	\$100,000	COMMENTS:

*SCEP projects follows a three-phase design process that begins with planning/design, followed by implementation and finally completion when all items have been delivered and installed.



Charles Drew Family Resource Center

2600 NW 9TH COURT, POMPANO BEACH 33060

Location Num	0301
Board District	7
Board Member	Nora Rupert
ADEFP Budget*	\$3,496,000
Total Facilities Budget	\$3,378,000

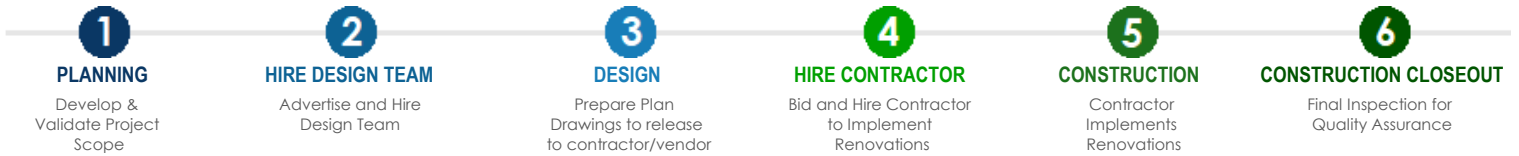
***NOTE** This quarter reflects the Adopted District Educational Facilities Plan total budget as approved by SBBC in September 2019. This budget includes Technology improvements and Musical Instruments Replacements which are not included in this section of the report.
 - All dates are based on calendar year. SMART funded projects are included. Only
 - Projects without expenditures to date may not show up in the "Financially Active Project Detail Schedule".

PRIMARY PROJECTS CURRENT STATUS: Design

Primary Renovation: 100% Construction Documents in the permitting process. Design firm currently addressing Building Department review comments in order to submit for a third time to permit application.

School Choice Enhancements: COMPLETED 05/2018 - Voting results received 6/1/17. Voting was completed prior to OFC's approval. Budget evaluated and approved. Front Office Renovation, Microphones and office furniture. (8) Elmo Boards, (6) speakers, printers and outdoor benches complete 08/17. Twelve (12) ThinkPad's and a printer delivered 10/2017.

SMART Facilities Update By Project



Primary Renovation

Phase: **96% Complete**

SCHEDULE: (Calendar Year)	1: Planning	2: Hire A/E	3: Design	4: Hire Contractor	5: Construction	6: Closeout
Planned	Q3 2016	Q3 2016	Q2 2017	Q2 2017	Q3 2018	Q3 2019
New Planned	Q3 2016	Q3 2016	Q2 2017	Q3 2019	Q4 2019	Q1 2021
Actual/Forecast	9/19/2016	11/1/2016	4/6/2017	Q3 2020		

SCOPE:	BUDGET:
Bldg Envelope Impr. (Roof, Window, Ext Wall, etc.)	\$1,173,000
HVAC Improvements	\$225,000
Improvements to or Replacement of building 3	\$557,000
Improvements to or Replacement of building 5	\$575,000
Improvements to or Replacement of building 6	\$557,000
Media Center improvements	\$191,000

FLAG: S - Project Delayed

COMMENTS:
 Reason: Delays have occurred during design due to multiple submissions to close review comments prior to permit review.
 Remedy: Comments have been closed and the project has been submitted for permit review. The owner will be enforcing terms of the contract for delays.

FLAG KEY: S=Schedule B= Budget

S-Project Delayed=Schedule: Project has missed the planned milestone date for progressing to the next phase in the process.

S-Delay Possible=Schedule: Reflects a possibility of the project missing the planned milestone date for progressing to next phase in the process.

B=Budget: reflects a need for board approved increase in funding based on bid and/or change order results.

Charles Drew Family Resource Center

SMART Facilities Update by Project Cont.

School Choice Enhancements*

Phase: **100%** Complete

SCHEDULE:	PH:1 Planning/Design	PH:2 Implement	PH:3 Complete
Planned	Q4 2016	Q2 2017	Q1 2018
Actual	12/2016	06/2017	05/2018

SCOPE:	BUDGET:	FLAG:
School Choice Enhancement	\$100,000	COMMENTS:

*SCEP projects follows a three-phase design process that begins with planning/design, followed by implementation and finally completion when all items have been delivered and installed.



Charles W. Flanagan High School

12800 TAFT STREET, PEMBROKE PINES 33028

Location Num	3391
Board District	2
Board Member	Patricia Good
ADEFP Budget*	\$17,029,361
Total Facilities Budget	\$15,847,361


***NOTE** This quarter reflects the Adopted District Educational Facilities Plan total budget as approved by SBBC in September 2019. This budget includes Technology improvements and Musical Instruments Replacements which are not included in this section of the report.
 - All dates are based on calendar year. SMART funded projects are included. Only
 - Projects without expenditures to date may not show up in the "Financially Active Project Detail Schedule".

PRIMARY PROJECTS CURRENT STATUS: Complete

Primary Renovation: Substantial Completion in progress. All work has been completed. The project is pending final inspections in order to closeout the project.

School Choice Enhancements: Voting authorized 3/20/2019. Voting results received 8/29/2019. Floor scrubber, hedger, trimmer, blower, (2) ID machines, (5) recordex, digital 4'x8' marquee, (4) gold carts, (15) two-way radios delivered 11/2019. (10) Two-way radio batteries delivered 11/2019. (4) Golf Carts delivered 01/2020.

SMART Facilities Update By Project



Primary Renovation

Phase: **30% Complete**

SCHEDULE: (Calendar Year)	1: Planning	2: Hire A/E	3: Design	4: Hire Contractor	5: Construction	6: Closeout
Planned	Q3 2016	Q4 2016	Q2 2017	Q1 2018	Q4 2018	Q4 2019
New Planned	Q3 2016	Q4 2016	Q2 2017	Q1 2018	Q4 2018	Q4 2019
Actual/Forecast	9/9/2016	11/1/2016	4/27/2017	8/7/2018	10/19/2018	1/3/2020

SCOPE:	BUDGET:
Additional Funding - Board Approved 09/05/18 (JJ-2)	\$6,793,361
Bldg Envelope Impr. (Roof, Window, Ext Wall, etc.)	\$1,357,000
CR Addition to allow for removal of portable bldgs	\$6,124,000
HVAC Improvements	\$1,052,000

FLAG:
COMMENTS:

Weight Room

Phase: **100% Complete**

SCHEDULE: (Calendar Year)	1: Planning	2: Hire A/E	3: Design	4: Hire Contractor	5: Construction	6: Closeout
Planned	Q2 2017	Q2 2017	Q3 2017	Q3 2017	Q4 2017	Q1 2018
Actual/Forecast	5/5/2017	5/12/2017	7/13/2017	12/8/2017	1/10/2018	2/4/2018

SCOPE:	BUDGET:
Weight Room Renovation	\$121,000

FLAG:
COMMENTS:

FLAG KEY: **S**=Schedule **B**= Budget

S-Project Delayed=Schedule: Project has missed the planned milestone date for progressing to the next phase in the process.

S-Delay Possible=Schedule: Reflects a possibility of the project missing the planned milestone date for progressing to next phase in the process.

B=Budget: reflects a need for board approved increase in funding based on bid and/or change order results.

Charles W. Flanagan High School

SMART Facilities Update by Project Cont.

Track Phase: **100%** Complete

SCHEDULE: (Calendar Year)	1: Planning	2: Hire A/E	3: Design	4: Hire Contractor	5: Construction	6: Closeout
Planned	N/A	N/A	N/A	N/A	N/A	N/A
Actual/Forecast	N/A	N/A	N/A	N/A	10/3/2016	11/18/2016

SCOPE: Track Resurfacing **BUDGET:** \$300,000 **FLAG:**

COMMENTS:

School Choice Enhancements* Phase: **70%** Complete

SCHEDULE:	PH:1 Planning/Design	PH:2 Implement	PH:3 Complete
Planned	Q4 2016	Q3 2019	TBD
Actual	12/2016	08/2019	TBD

SCOPE: School Choice Enhancement **BUDGET:** \$100,000 **FLAG:**

COMMENTS:
 Planned dates shown as TBD will be provided after all items have been ordered and funds allocated.

*SCEP projects follows a three-phase design process that begins with planning/design, followed by implementation and finally completion when all items have been delivered and installed.



Coconut Creek Elementary School

500 NW 45 AVENUE, COCONUT CREEK 33066

Location Num	1421
Board District	7
Board Member	Nora Rupert
ADEFP Budget*	\$5,503,761
Total Facilities Budget	\$5,144,761


***NOTE** This quarter reflects the Adopted District Educational Facilities Plan total budget as approved by SBBC in September 2019. This budget includes Technology improvements and Musical Instruments Replacements which are not included in this section of the report.
 - All dates are based on calendar year. SMART funded projects are included. Only
 - Projects without expenditures to date may not show up in the "Financially Active Project Detail Schedule".

PRIMARY PROJECTS CURRENT STATUS: Complete

Primary Renovation: Construction in substantial completion. Closeout is in progress.

School Choice Enhancements: COMPLETED 02/2019 - Voting completed 2/19/16 - 38 TVs delivered 12/2017; installed 02/2018. Additional TV delivered 02/2018. Playground installation completed 04/2018. TV delivered 08/2018; installed 11/2018. Outdoor benches delivered 09/2018. Table on order 02/2019.

SMART Facilities Update By Project



Primary Renovation

Phase: **25% Complete**

SCHEDULE: (Calendar Year)	1: Planning	2: Hire A/E	3: Design	4: Hire Contractor	5: Construction	6: Closeout
Planned	Q4 2015	Q4 2015	Q3 2016	Q1 2017	Q3 2017	Q3 2018
New Planned	Q4 2015	Q4 2015	Q3 2016	Q1 2017	Q3 2017	Q1 2019
Actual/Forecast	10/29/2015	12/8/2015	8/25/2016	5/4/2017	2/26/2018	2/28/2020

SCOPE:	BUDGET:
Additional Funding - Board Approved 12/19/17 (JJ-14)	\$517,143
Bldg Envelope Impr. (Roof, Window, Ext Wall, etc.)	\$1,055,000
Fire Alarm	\$294,000
Fire Sprinklers	\$699,000
Media Center improvements	\$274,000
Replace existing unit ventilators (appr. 43 CRs) with new unit ventilators.	\$2,205,618

FLAG:

COMMENTS:

FLAG KEY: S=Schedule B= Budget

S-Project Delayed=Schedule: Project has missed the planned milestone date for progressing to the next phase in the process.

S-Delay Possible=Schedule: Reflects a possibility of the project missing the planned milestone date for progressing to next phase in the process.

B=Budget: reflects a need for board approved increase in funding based on bid and/or change order results.

Coconut Creek Elementary School

SMART Facilities Update by Project Cont.

School Choice Enhancements*

Phase: **100%** Complete

SCHEDULE:	PH:1 Planning/Design	PH:2 Implement	PH:3 Complete
Planned	Q1 2015	Q1 2016	Q1 2018
Actual	11/2015	02/2016	02/2019

SCOPE:	BUDGET:	FLAG:
School Choice Enhancement	\$100,000	COMMENTS:

*SCEP projects follows a three-phase design process that begins with planning/design, followed by implementation and finally completion when all items have been delivered and installed.



Coconut Creek High School

1400 NW 44 AVENUE, COCONUT CREEK 33066

Location Num	1681
Board District	7
Board Member	Nora Rupert
ADEFP Budget*	\$5,985,907
Total Facilities Budget	\$4,523,000

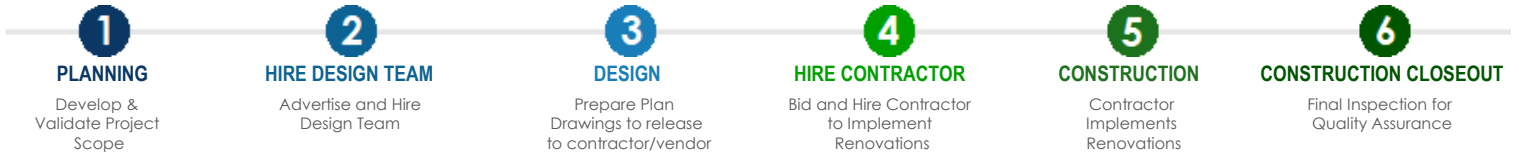
***NOTE** This quarter reflects the Adopted District Educational Facilities Plan total budget as approved by SBBC in September 2019. This budget includes Technology improvements and Musical Instruments Replacements which are not included in this section of the report.
 - All dates are based on calendar year. SMART funded projects are included. Only
 - Projects without expenditures to date may not show up in the "Financially Active Project Detail Schedule".

PRIMARY PROJECTS CURRENT STATUS: Design

Primary Renovation: 100% Construction Documents in the permitting process. Pending Board approval of changes to design regarding roofing scope.

School Choice Enhancements: COMPLETED 03/2020 - Voting authorized 2/9/2018. Voting completed 3/2/2018. Projectors delivered 05/2018. Auditorium Sound System, Cafeteria Tables delivered and installed 08/2018. Laptops carts and (30) laptops delivered 09/2018. Projector screen delivered 03/2019. Additional Cafeteria Tables on order. Auditorium Projector delivered 06/2019. (4) additional cafeteria tables delivered 8/2019. (1) Laptop 100E ordered with the remaining funds.

SMART Facilities Update By Project



Primary Renovation

Phase: **95% Complete**

SCHEDULE: (Calendar Year)	1: Planning	2: Hire A/E	3: Design	4: Hire Contractor	5: Construction	6: Closeout
Planned	Q1 2016	Q2 2016	Q3 2016	Q4 2017	Q2 2018	Q2 2019
New Planned	Q1 2016	Q2 2016	Q3 2016	Q4 2019	Q2 2020	Q3 2021
Actual/Forecast	2/10/2016	4/19/2016	9/23/2016	Q3 2020		

SCOPE:	BUDGET:
Auditorium Accessibility	\$250,000
Bldg Envelope Impr. (Roof, Window, Ext Wall, etc.)	\$686,000
Fire Alarm	\$1,174,000
HVAC Improvements	\$814,000
Media Center improvements	\$600,000
Safety / Security Upgrade	\$53,000
STEM Lab improvements	\$725,000

FLAG: S - Project Delayed

COMMENTS:
 Reason: Delays have occurred during the design phase. The design firm has not met the deadlines of the design deliverables. Remedy: The owner will be enforcing terms of the contract for delays.

FLAG KEY: S=Schedule B= Budget

S-Project Delayed=Schedule: Project has missed the planned milestone date for progressing to the next phase in the process.

S-Delay Possible=Schedule: Reflects a possibility of the project missing the planned milestone date for progressing to next phase in the process.

B=Budget: reflects a need for board approved increase in funding based on bid and/or change order results.

Coconut Creek High School

SMART Facilities Update by Project Cont.

Weight Room

Phase: **100%** Complete

SCHEDULE: (Calendar Year)	1: Planning	2: Hire A/E	3: Design	4: Hire Contractor	5: Construction	6: Closeout
Planned	Q2 2017	Q2 2017	Q3 2017	Q3 2017	Q3 2017	Q1 2018
Actual/Forecast	4/14/2017	4/21/2017	7/13/2017	8/1/2017	10/19/2017	1/17/2018

SCOPE: Weight Room Renovation	BUDGET: \$121,000	FLAG: COMMENTS:
---	-----------------------------	----------------------------------

School Choice Enhancements*

Phase: **99%** Complete

SCHEDULE:	PH:1 Planning/Design	PH:2 Implement	PH:3 Complete
Planned	Q1 2016	Q1 2018	Q3 2020
Actual	01/2016	03/2018	03/2020

SCOPE: School Choice Enhancement	BUDGET: \$100,000	FLAG: COMMENTS: All items approved by voting process have been delivered and installed. (1) Lenovo computer is on order with funding from the contingency portion of the SCEP funding.
--	-----------------------------	--

*SCEP projects follows a three-phase design process that begins with planning/design, followed by implementation and finally completion when all items have been delivered and installed.



Coconut Palm Elementary School

13601 MONARCH LAKES BOULEVARD, MIRAMAR 33027

Location Num	3741
Board District	2
Board Member	Patricia Good
ADEFP Budget*	\$1,599,000
Total Facilities Budget	\$1,156,000

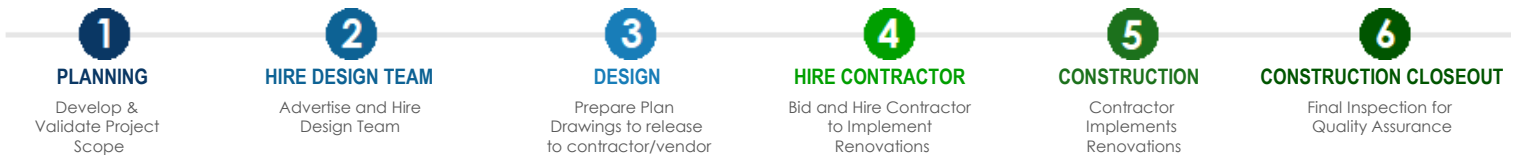
***NOTE** This quarter reflects the Adopted District Educational Facilities Plan total budget as approved by SBBC in September 2019. This budget includes Technology improvements and Musical Instruments Replacements which are not included in this section of the report.
 - All dates are based on calendar year. SMART funded projects are included. Only
 - Projects without expenditures to date may not show up in the "Financially Active Project Detail Schedule".

PRIMARY PROJECTS CURRENT STATUS: Hire Contractor

Primary Renovation: Contractor procurement in progress. Pending roof reality check prior to advertisement for bids.

School Choice Enhancements: Voting completed 9/20/16. PIP rubber surfacing completed 02/2017. Basketball shade structure permitted 07/2018; installed 01/2019. Aiphone submaster station installed 04/2019. (1) Recordex and (2) AC adapters delivered 04/2019. Laptops delivered 06/2019. (9) 30e Laptops on order.

SMART Facilities Update By Project



Primary Renovation

Phase: **5% Complete**

SCHEDULE: (Calendar Year)	1: Planning	2: Hire A/E	3: Design	4: Hire Contractor	5: Construction	6: Closeout
Planned	Q1 2018	Q2 2018	Q1 2019	Q2 2019	Q1 2020	Q2 2020
New Planned	Q1 2018	Q2 2018	Q1 2019	Q1 2020	Q2 2020	Q2 2021
Actual/Forecast	8/1/2017	10/6/2017	3/22/2018	6/4/2020	Q3 2021	

SCOPE:	BUDGET:
Bldg Envelope Impr. (Roof, Window, Ext Wall, etc.)	\$746,000
Fire Alarm	\$42,000
HVAC Improvements	\$268,000

FLAG: S - Project Delayed

COMMENTS:

Reason: Delays occurred during the design phase related to permitting. Additional testing on the roofing system was required in order to submit for a sixth review to the Building Department.
 Remedy: Letter of Recommendation to Permit has been received.
 Pending roof reality check prior to advertisement for bids.

FLAG KEY: S=Schedule B= Budget

S-Project Delayed=Schedule: Project has missed the planned milestone date for progressing to the next phase in the process.

S-Delay Possible=Schedule: Reflects a possibility of the project missing the planned milestone date for progressing to next phase in the process.

B=Budget: reflects a need for board approved increase in funding based on bid and/or change order results.

Coconut Palm Elementary School

SMART Facilities Update by Project Cont.

School Choice Enhancements*

Phase: **100%** Complete

SCHEDULE:	PH:1 Planning/Design	PH:2 Implement	PH:3 Complete
Planned	Q1 2015	Q3 2016	Q2 2018
Actual	11/2015	09/2016	07/2019

SCOPE:	BUDGET:	FLAG:
School Choice Enhancement	\$100,000	COMMENTS:

*SCEP projects follows a three-phase design process that begins with planning/design, followed by implementation and finally completion when all items have been delivered and installed.



Colbert Museum Magnet

(f.k.a. Colbert Elementary School)

2702 FUNSTON ST., HOLLYWOOD 33020

Location Num	0231
Board District	1
Board Member	Ann Murray
ADEFP Budget*	\$1,921,903
Total Facilities Budget	\$1,690,903

***NOTE** This quarter reflects the Adopted District Educational Facilities Plan total budget as approved by SBBC in September 2019. This budget includes Technology improvements and Musical Instruments Replacements which are not included in this section of the report.

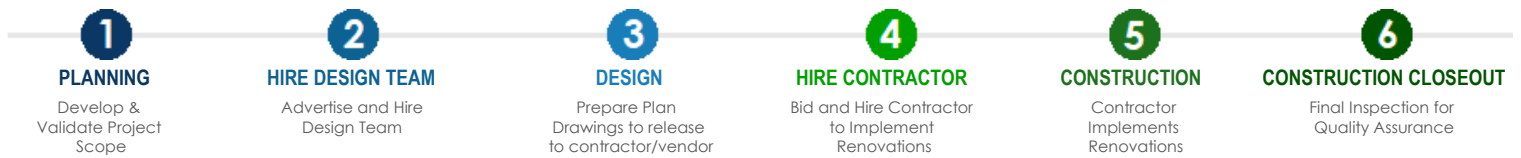
- All dates are based on calendar year. SMART funded projects are included. Only
- Projects without expenditures to date may not show up in the "Financially Active Project Detail Schedule".

PRIMARY PROJECTS CURRENT STATUS: **Construction**

Primary Renovation: Construction in progress. Roofing submittals are in progress. Lighting installation is complete, and the fire alarm panel is on order. Roofing sub-contractor has been terminated and a new sub-contractor has been hired.

School Choice Enhancements: Principal advised that the voting was completed prior to her transfer on July 1st, 2017. Laptops and laptop carts delivered 11/2017. Recordex, Camera, Microphone, and Media Center chairs final delivered 01/2018. Shade structure permitted 09/2018; construction began 02/2019; plan change permitted 03/2019, Construction began 06/2019; construction completed 03/2020. Digital marquee: permit issued 03/2019; marquee in fabrication. Pre-construction meeting held 5/7/2019; permit issued 3/2020.

SMART Facilities Update By Project



Primary Renovation

Phase: **45% Complete**

SCHEDULE: (Calendar Year)	1: Planning	2: Hire A/E	3: Design	4: Hire Contractor	5: Construction	6: Closeout
Planned	Q1 2017	Q1 2017	Q2 2017	Q4 2017	Q3 2018	Q2 2019
New Planned	Q1 2017	Q1 2017	Q2 2017	Q1 2019	Q2 2019	Q1 2020
Actual/Forecast	2/1/2017	2/1/2017	4/19/2017	12/18/2018	4/18/2019	9/30/2020

SCOPE:	BUDGET:
Additional Funding - Board Approved 02/20/19 (JJ-3)	\$834,903
Bldg Envelope Impr. (Roof, Window, Ext Wall, etc.)	\$323,000
HVAC Improvements	\$368,000
Safety / Security Upgrade	\$65,000

FLAG: S - Project Delayed

COMMENTS:
Original contractual date of substantial completion is 12/5/2019. Reason: Delays occurred during construction related to the roofing sub-permit. The project continues to be delayed until the roofing sub-permit is received. Remedy: The construction is estimated to be completed in Q3 2020 pending receipt of the sub-permit.

FLAG KEY: S=Schedule B= Budget

S-Project Delayed=Schedule: Project has missed the planned milestone date for progressing to the next phase in the process.

S-Delay Possible=Schedule: Reflects a possibility of the project missing the planned milestone date for progressing to next phase in the process.

B=Budget: reflects a need for board approved increase in funding based on bid and/or change order results.

Colbert Museum Magnet

(f.k.a. Colbert Elementary School)

SMART Facilities Update by Project Cont.

School Choice Enhancements*

Phase: **72% Complete**

SCHEDULE:	PH:1 Planning/Design	PH:2 Implement	PH:3 Complete
Planned	Q1 2015	Q2 2017	Q1 2018
Actual	01/2015	06/2017	Q1 2018

SCOPE:	BUDGET:	FLAG: S - Project Delayed
School Choice Enhancement	\$100,000	COMMENTS: Playground shade structure construction is complete. Marquee is in fabrication.

*SCEP projects follows a three-phase design process that begins with planning/design, followed by implementation and finally completion when all items have been delivered and installed.



Collins Elementary School

1050 NW 2 STREET, DANIA 33004

Location Num	0331
Board District	1
Board Member	Ann Murray
ADEFP Budget*	\$2,040,000
Total Facilities Budget	\$1,874,000

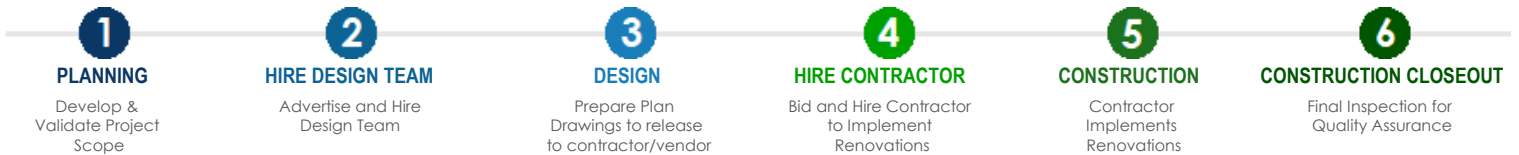
***NOTE** This quarter reflects the Adopted District Educational Facilities Plan total budget as approved by SBBC in September 2019. This budget includes Technology improvements and Musical Instruments Replacements which are not included in this section of the report.
 - All dates are based on calendar year. SMART funded projects are included. Only
 - Projects without expenditures to date may not show up in the "Financially Active Project Detail Schedule".

PRIMARY PROJECTS CURRENT STATUS: Hire Contractor

Primary Renovation: Contractor procurement in progress. Initial CM firm subcontractor bids came in over the continuing contract construction cost limits. The CM firm has received new subcontractor bids, and the bids are under evaluation.

School Choice Enhancements: COMPLETED 03/2020 - Voting authorized 3/20/18 - Voting completed 05/2018 - Document Cameras delivered 06/2018. (10) Printers, (1) Recordex and outdoor bulleting boards delivered and installed 08/2018. Two-way radios, projector screen, Murals, (100) laptops, (7) ThinkPad's delivered and installed 09/2018. Recordex delivered 5/2019. Digital marquee permit issued 7/2/2019; pre-construction meeting held 8/2019; Construction began 12/2019; construction complete 01/2020.

SMART Facilities Update By Project



Primary Renovation

Phase: **25% Complete**

SCHEDULE: (Calendar Year)	1: Planning	2: Hire A/E	3: Design	4: Hire Contractor	5: Construction	6: Closeout
Planned	Q3 2017	Q3 2017	Q3 2017	Q2 2018	Q3 2018	Q3 2019
New Planned	Q3 2017	Q3 2017	Q3 2017	Q2 2019	Q4 2019	Q4 2020
Actual/Forecast	8/1/2017	8/18/2017	10/31/2017	8/27/2019	Q1 2021	Q4 2019

SCOPE:	BUDGET:
Bldg Envelope Impr. (Roof, Window, Ext Wall, etc.)	\$473,000
Electrical Improvements	\$281,000
Fire Alarm	\$294,000
Fire Sprinklers	\$10,000
HVAC Improvements	\$378,000
Media Center improvements	\$77,000
Restroom Renovations	\$119,000
Safety / Security Upgrade	\$142,000

FLAG: S - Project Delayed

COMMENTS:

Reason: Delays occurred during Bid and Award. The CM firm received bids which are over the \$2,000,000 threshold for continuing contracts. Remedy: The Board rejected the separation of the Fire Alarm scope of work. Due to the additional cost for design services to change the delivery method to advertise for bids, negotiations with the CM firm have reopened to lower the construction cost and attempt to retain the CM firm.

FLAG KEY: S=Schedule B= Budget

S-Project Delayed=Schedule: Project has missed the planned milestone date for progressing to the next phase in the process.

S-Delay Possible=Schedule: Reflects a possibility of the project missing the planned milestone date for progressing to next phase in the process.

B=Budget: reflects a need for board approved increase in funding based on bid and/or change order results.

Collins Elementary School

SMART Facilities Update by Project Cont.

School Choice Enhancements*

Phase: **98%** Complete

SCHEDULE:	PH:1 Planning/Design	PH:2 Implement	PH:3 Complete
Planned	Q4 2017	Q2 2018	Q1 2019
Actual	11/2017	05/2018	03/2020

SCOPE:

School Choice Enhancement

BUDGET:

\$100,000

FLAG:

COMMENTS:

All items approved by voting process have been delivered and installed. Budget reconciliation is in progress.

*SCEP projects follows a three-phase design process that begins with planning/design, followed by implementation and finally completion when all items have been delivered and installed.



Cooper City Elementary School

5080 SW 92 AVENUE, COOPER CITY 33328

Location Num	1211
Board District	6
Board Member	Laurie Rich Levinson
ADEFP Budget*	\$1,350,000
Total Facilities Budget	\$967,000

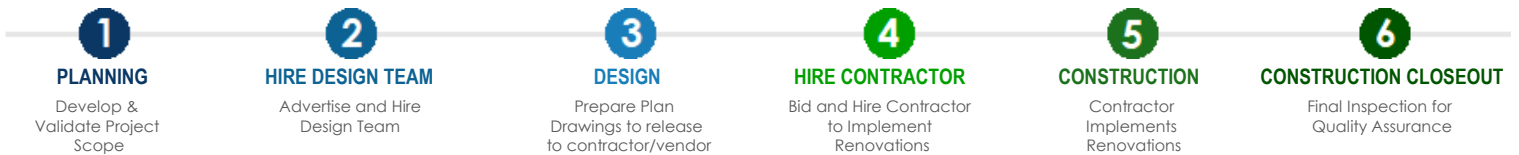
***NOTE** This quarter reflects the Adopted District Educational Facilities Plan total budget as approved by SBBC in September 2019. This budget includes Technology improvements and Musical Instruments Replacements which are not included in this section of the report.
 - All dates are based on calendar year. SMART funded projects are included. Only
 - Projects without expenditures to date may not show up in the "Financially Active Project Detail Schedule".

PRIMARY PROJECTS CURRENT STATUS: Hire Contractor

Primary Renovation: Contractor procurement in progress. CSMP contracts have expired. New CSMP contracts are to be used for emergency projects only. Project will be advertised for bids.

School Choice Enhancements: Originally a Year 5 school accelerated to Year 4 following Board approval. Kick-off meeting held with 2/6/2018 - SAC meeting attended 12/28/18 - Voting completed 2/1/2019. (1) Golf cart delivered 04/2019. Waterproof Vinyl floor installation complete. Furniture for the reception area, Principal's office and chairs on order. Wind screen, (80) Lenovo 300e, (4) EarthWalk Cart, (540) New Cart Cable Management, (10) Motorola Digital Portable Radios, FISH 101 delivered 02/2020. Playground windscreen installed 03/2020. Signage TV delivered and installed 04/2020. (2) Desktops delivered 04/2020. Exterior water fountain outside FISH 162 on order.

SMART Facilities Update By Project



Primary Renovation

Phase: **10% Complete**

SCHEDULE: (Calendar Year)	1: Planning	2: Hire A/E	3: Design	4: Hire Contractor	5: Construction	6: Closeout
Planned	Q1 2018	Q2 2018	Q1 2019	Q3 2019	Q1 2020	Q3 2020
New Planned	Q1 2018	Q2 2018	Q1 2019	Q4 2019	Q1 2020	Q2 2021
Actual/Forecast	9/28/2017	2/6/2018	8/7/2018	2/12/2020	Q1 2021	

SCOPE:	BUDGET:
Bldg Envelope Impr. (Roof, Window, Ext Wall, etc.)	\$118,000
Fire Alarm	\$294,000
Fire Sprinklers	\$10,000
HVAC Improvements	\$163,000
Media Center improvements	\$282,000

FLAG: S - Project Delayed

COMMENTS:

Reason: Delays occurred in design due to an above average amount of submissions to the Building Department for permit review.
 Remedy: The Letter of Recommendation for Permit has been received. Pending advertisement for bids.

FLAG KEY: S=Schedule B= Budget

S-Project Delayed=Schedule: Project has missed the planned milestone date for progressing to the next phase in the process.

S-Delay Possible=Schedule: Reflects a possibility of the project missing the planned milestone date for progressing to next phase in the process.

B=Budget: reflects a need for board approved increase in funding based on bid and/or change order results.

Cooper City Elementary School

SMART Facilities Update by Project Cont.

School Choice Enhancements*

Phase: **77% Complete**

SCHEDULE:	PH:1 Planning/Design	PH:2 Implement	PH:3 Complete
Planned	Q4 2018	Q1 2019	TBD
Actual	03/2018	02/2019	TBD

SCOPE:

School Choice Enhancement

BUDGET:

\$100,000

FLAG:

COMMENTS:

Planned dates shown as TBD will be provided after all items have been ordered and funds allocated.

*SCEP projects follows a three-phase design process that begins with planning/design, followed by implementation and finally completion when all items have been delivered and installed.



Cooper City High School

9401 STIRLING ROAD, COOPER CITY 33328

Location Num	1931
Board District	6
Board Member	Laurie Rich Levinson
ADEFP Budget*	\$12,055,872
Total Facilities Budget	\$8,830,000

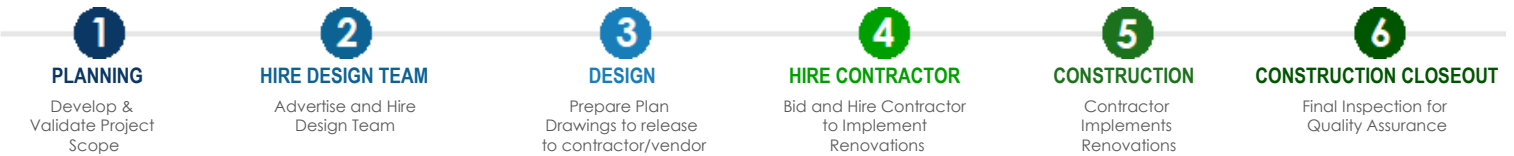
***NOTE** This quarter reflects the Adopted District Educational Facilities Plan total budget as approved by SBBC in September 2019. This budget includes Technology improvements and Musical Instruments Replacements which are not included in this section of the report.
 - All dates are based on calendar year. SMART funded projects are included. Only
 - Projects without expenditures to date may not show up in the "Financially Active Project Detail Schedule".

PRIMARY PROJECTS CURRENT STATUS: Design

Primary Renovation: 100% Construction Drawings in review.

School Choice Enhancements: Principal's letter initiated 11/30/2018 for Year 5 group. Kick-off meeting held 2/12/2019. Ballot approved for voting 02/2020. Voting results received 04/27/2020. Coordinating proposals.

SMART Facilities Update By Project



Primary Renovation

Phase: **92% Complete**

SCHEDULE: (Calendar Year)	1: Planning	2: Hire A/E	3: Design	4: Hire Contractor	5: Construction	6: Closeout
Planned	Q4 2017	Q4 2017	Q3 2018	Q1 2019	Q4 2019	Q2 2021
New Planned	Q4 2017	Q4 2017	Q3 2018	Q2 2020	Q4 2020	Q2 2022
Actual/Forecast	11/13/2017	12/13/2017	7/17/2018	Q3 2020		

SCOPE:	BUDGET:
Auditorium Accessibility	\$250,000
Bldg Envelope Impr. (Roof, Window, Ext Wall, etc.)	\$844,000
Electrical Improvements	\$428,000
Fire Sprinklers	\$3,583,000
HVAC Improvements	\$2,208,000
Improvements to or Replacement of building 5	\$238,000
Safety / Security Upgrade	\$57,000
STEM Lab improvements	\$1,001,000

FLAG: S - Project Delayed

COMMENTS:
 Delays are being experienced during design due to scope verification that was required. The project is forecasted to be delayed by two months.

FLAG KEY: S=Schedule B= Budget

S-Project Delayed=Schedule: Project has missed the planned milestone date for progressing to the next phase in the process.

S-Delay Possible=Schedule: Reflects a possibility of the project missing the planned milestone date for progressing to next phase in the process.

B=Budget: reflects a need for board approved increase in funding based on bid and/or change order results.

Cooper City High School

SMART Facilities Update by Project Cont.

Weight Room

Phase: **100% Complete**

SCHEDULE: (Calendar Year)	1: Planning	2: Hire A/E	3: Design	4: Hire Contractor	5: Construction	6: Closeout
Planned	Q4 2017	Q4 2017	Q4 2017	Q2 2018	Q2 2018	Q3 2018
Actual/Forecast	1/2/2018	1/9/2018	2/5/2018	6/26/2018	7/25/2018	11/1/2018

SCOPE: Weight Room Renovation	BUDGET: \$121,000	FLAG: COMMENTS:
---	-----------------------------	----------------------------------

School Choice Enhancements*

Phase: **10% Complete**

SCHEDULE:	PH:1 Planning/Design	PH:2 Implement	PH:3 Complete
Planned	Q4 2018	Q2 2020	TBD
Actual	11/2018	04/2020	TBD

SCOPE: School Choice Enhancement	BUDGET: \$100,000	FLAG: COMMENTS: Planned dates shown as TBD will be provided after all items have been ordered and funds allocated.
--	-----------------------------	--

*SCEP projects follows a three-phase design process that begins with planning/design, followed by implementation and finally completion when all items have been delivered and installed.



Coral Cove Elementary School

5100 SW 148 AVENUE, MIRAMAR 33027

Location Num	2011
Board District	2
Board Member	Patricia Good
ADEFP Budget*	\$698,000
Total Facilities Budget	\$248,000

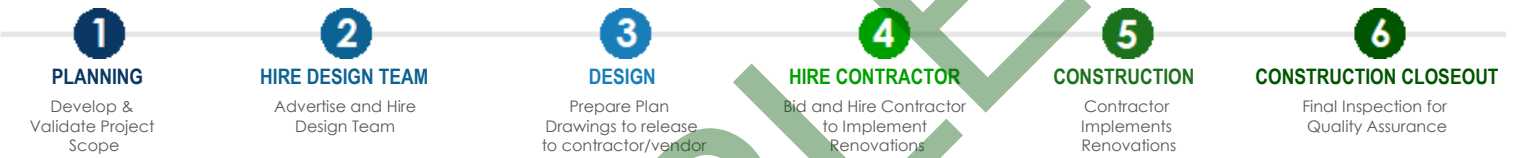
***NOTE** This quarter reflects the Adopted District Educational Facilities Plan total budget as approved by SBBC in September 2019. This budget includes Technology improvements and Musical Instruments Replacements which are not included in this section of the report.
 - All dates are based on calendar year. SMART funded projects are included. Only
 - Projects without expenditures to date may not show up in the "Financially Active Project Detail Schedule".

PRIMARY PROJECTS CURRENT STATUS: Complete

Primary Renovation: Test and Balance services is completed by a licensed contractor without standard design services. Test and Balance report submitted. Final repairs are pending prior to completion of the project.

School Choice Enhancements: COMPLETED 01/2017. Voting completed 10/12/16. (46) LCD projectors delivered and ceiling mounted. Projects complete 1/25/17.

SMART Facilities Update By Project



Primary Renovation

Phase: **10% Complete**

SCHEDULE: (Calendar Year)	1: Planning	2: Hire A/E	3: Design	4: Hire Contractor	5: Construction	6: Closeout
Planned	Q4 2017	N/A	N/A	Q2 2019	Q4 2019	Q1 2020
New Planned	Q4 2017	N/A	N/A	Q2 2019	Q4 2019	Q1 2020
Actual/Forecast	5/1/2017	N/A	N/A	1/10/2018	4/27/2018	7/1/2019

SCOPE: HVAC Improvements	BUDGET: \$148,000	FLAG: COMMENTS: Substantial completion percentage was reduced to 10% from 90%. Additional repairs are required that will delay the completion of the project.
------------------------------------	-----------------------------	---

School Choice Enhancements*

Phase: **100% Complete**

SCHEDULE:	PH:1 Planning/Design	PH:2 Implement	PH:3 Complete
Planned	Q1 2015	Q4 2016	Q1 2017
Actual	11/2015	10/2016	01/2017

SCOPE: School Choice Enhancement	BUDGET: \$100,000	FLAG: COMMENTS:
--	-----------------------------	----------------------------------

*SCEP projects follows a three-phase design process that begins with planning/design, followed by implementation and finally completion when all items have been delivered and installed.

FLAG KEY: S=Schedule B= Budget

S-Project Delayed=Schedule: Project has missed the planned milestone date for progressing to the next phase in the process.

S-Delay Possible=Schedule: Reflects a possibility of the project missing the planned milestone date for progressing to next phase in the process.

B=Budget: reflects a need for board approved increase in funding based on bid and/or change order results.



Coral Glades High School

2700 SPORTSPLEX DRIVE, CORAL SPRINGS 33065

Location Num	3861
Board District	4
Board Member	Lori Alhadeff
ADEFP Budget*	\$3,621,000
Total Facilities Budget	\$2,587,000

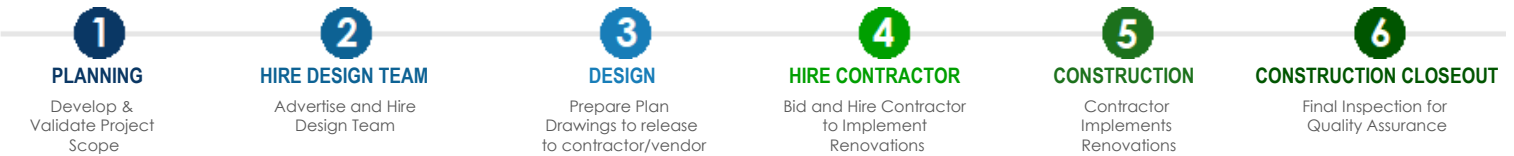
***NOTE** This quarter reflects the Adopted District Educational Facilities Plan total budget as approved by SBBC in September 2019. This budget includes Technology improvements and Musical Instruments Replacements which are not included in this section of the report.
 - All dates are based on calendar year. SMART funded projects are included. Only
 - Projects without expenditures to date may not show up in the "Financially Active Project Detail Schedule".

PRIMARY PROJECTS CURRENT STATUS: Hire Contractor

Primary Renovation: Contractor procurement in progress. Pending advertisement for bids.

School Choice Enhancements: Voting authorized 9/19/2019. Voting complete 10/15/2019. Coordinating proposals. (2) Laptop Carts, (50) Laptop 300e, (60) cart cable management delivered 01/2020. Media Center Furniture on order.

SMART Facilities Update By Project



Primary Renovation

Phase: **5% Complete**

SCHEDULE: (Calendar Year)	1: Planning	2: Hire A/E	3: Design	4: Hire Contractor	5: Construction	6: Closeout
Planned	Q1 2018	Q2 2018	Q4 2018	Q3 2019	Q1 2020	Q3 2020
New Planned	Q1 2018	Q2 2018	Q4 2018	Q4 2019	Q3 2020	Q4 2021
Actual/Forecast	8/1/2017	10/6/2017	3/28/2018	4/14/2020	Q3 2021	

SCOPE:	BUDGET:
Bldg Envelope Impr. (Roof, Window, Ext Wall, etc.)	\$1,941,000
Fire Alarm	\$50,000
HVAC Improvements	\$375,000

FLAG: **S - Delay Possible**

COMMENTS:
 Reason: Clarification regarding a new fire alarm panel vs. a new fire alarm system has caused delays to the LOR delivery date. Remedy: Letter of Recommendation to Permit has been received. Pending advertisement for bids.

Weight Room

Phase: **100% Complete**

SCHEDULE: (Calendar Year)	1: Planning	2: Hire A/E	3: Design	4: Hire Contractor	5: Construction	6: Closeout
Planned	Q4 2017	Q4 2017	Q4 2017	Q2 2018	Q2 2018	Q3 2018
Actual/Forecast	12/19/2017	1/5/2018	2/5/2018	4/5/2018	4/25/2018	7/25/2018

SCOPE:	BUDGET:
Weight Room Renovation	\$121,000

FLAG:

COMMENTS:

FLAG KEY: **S**=Schedule **B**= Budget

S-Project Delayed=Schedule: Project has missed the planned milestone date for progressing to the next phase in the process.

S-Delay Possible=Schedule: Reflects a possibility of the project missing the planned milestone date for progressing to next phase in the process.

B=Budget: reflects a need for board approved increase in funding based on bid and/or change order results.

Coral Glades High School

SMART Facilities Update by Project Cont.

School Choice Enhancements*

Phase: **15%** Complete

SCHEDULE:	PH:1 Planning/Design	PH:2 Implement	PH:3 Complete	
Planned	Q4 2018	Q4 2019	TBD	TBD
Actual	11/2018	10/2019		

SCOPE:	BUDGET:	FLAG:
School Choice Enhancement	\$100,000	COMMENTS: Planned dates shown as TBD will be provided after all items have been ordered and funds allocated.

*SCEP projects follows a three-phase design process that begins with planning/design, followed by implementation and finally completion when all items have been delivered and installed.



Coral Park Elementary School

8401 WESTVIEW DRIVE, CORAL SPRINGS 33067

Location Num	3041
Board District	4
Board Member	Lori Alhadeff
ADEFP Budget*	\$5,660,621
Total Facilities Budget	\$1,781,000

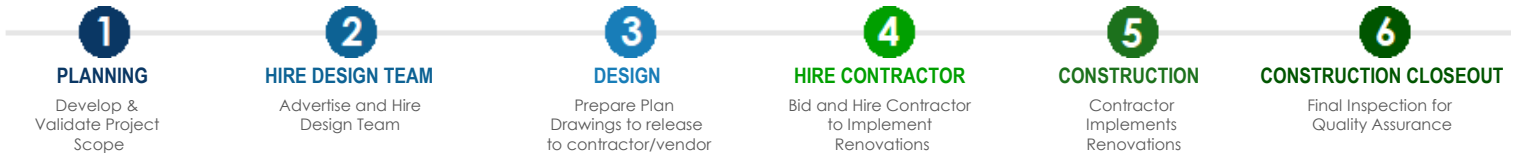
***NOTE** This quarter reflects the Adopted District Educational Facilities Plan total budget as approved by SBBC in September 2019. This budget includes Technology improvements and Musical Instruments Replacements which are not included in this section of the report.
 - All dates are based on calendar year. SMART funded projects are included. Only
 - Projects without expenditures to date may not show up in the "Financially Active Project Detail Schedule".

PRIMARY PROJECTS CURRENT STATUS: Hire Contractor

Primary Renovation: Contractor procurement in progress. Bid advertisement has taken place. Pending bid opening in early July.

School Choice Enhancements: Voting completed 6/1/16. Classroom chairs delivered 01/2017. Coral Park repurposed the allocated funds for the marquee to enhance security on campus. Storefront and electric strike: permit issued; work completed 07/2018. Wind screen for the playground delivered 09/2018. New K-2 and 3-5 playground structure permitted 8/2019; pre-construction meeting held 9/25/2019; construction completed 12/2019.

SMART Facilities Update By Project



Primary Renovation

Phase: **15% Complete**

SCHEDULE: (Calendar Year)	1: Planning	2: Hire A/E	3: Design	4: Hire Contractor	5: Construction	6: Closeout
Planned	Q3 2017	Q4 2017	Q2 2018	Q4 2018	Q2 2019	Q1 2020
New Planned	Q3 2017	Q4 2017	Q2 2018	Q4 2019	Q2 2020	Q2 2021
Actual/Forecast	5/1/2017	7/20/2017	2/6/2018	4/30/2020	Q4 2020	

SCOPE:	BUDGET:
Bldg Envelope Impr. (Roof, Window, Ext Wall, etc.)	\$266,000
Health & Safety/Fire Sprinkler Protection Exterior	\$1,415,000

FLAG: S - Project Delayed

COMMENTS:
 Reason: Delays have occurred during the design process. The design firm didn't submit the 90% and 100% submittals within the time frame per the professional service agreement. Remedy: The owner will be enforcing the terms of the contract for delays.

FLAG KEY: S=Schedule B= Budget

S-Project Delayed=Schedule: Project has missed the planned milestone date for progressing to the next phase in the process.

S-Delay Possible=Schedule: Reflects a possibility of the project missing the planned milestone date for progressing to next phase in the process.

B=Budget: reflects a need for board approved increase in funding based on bid and/or change order results.

Coral Park Elementary School

SMART Facilities Update by Project Cont.

School Choice Enhancements*

Phase: **85% Complete**

SCHEDULE:	PH:1 Planning/Design		PH:2 Implement		PH:3 Complete
Planned	Q1 2015	Q2 2016		TBD	TBD
Actual	11/2015	06/2016			

SCOPE:

School Choice Enhancement

BUDGET:

\$100,000

FLAG:

COMMENTS:

The school's decision to repurposed the allocated funds for the marquee to enhance security on campus has further impacted the schedule. Planned dates shown as TBD will be provided after all items have been ordered and funds allocated.

*SCEP projects follows a three-phase design process that begins with planning/design, followed by implementation and finally completion when all items have been delivered and installed.



Coral Springs High School

7201 W SAMPLE ROAD, CORAL SPRINGS 33065

Location Num	1151
Board District	4
Board Member	Lori Alhadeff
ADEFP Budget*	\$12,090,000
Total Facilities Budget	\$10,852,000

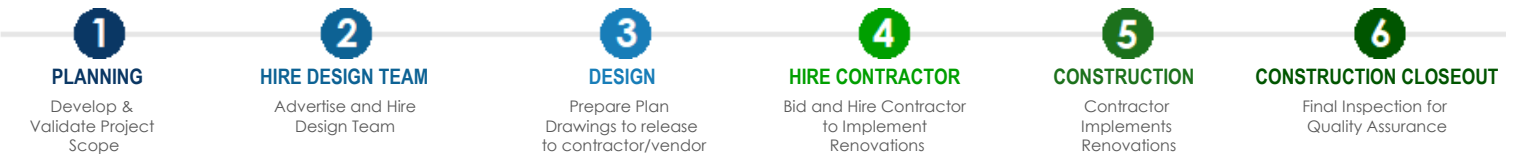
***NOTE** This quarter reflects the Adopted District Educational Facilities Plan total budget as approved by SBBC in September 2019. This budget includes Technology improvements and Musical Instruments Replacements which are not included in this section of the report.
 - All dates are based on calendar year. SMART funded projects are included. Only
 - Projects without expenditures to date may not show up in the "Financially Active Project Detail Schedule".

PRIMARY PROJECTS CURRENT STATUS: Hire Contractor

Primary Renovation: Contractor procurement in progress. Bid opening has been delayed due to a design addendum. Design addendum is pending roofing review by the District.

School Choice Enhancements: COMPLETED 10/2016. Voting completed 6/2/16. ThinkPad's, earth walk carts, printers delivered 07/2016. Projectors received.

SMART Facilities Update By Project



Primary Renovation

Phase: **15% Complete**

SCHEDULE: (Calendar Year)	1: Planning	2: Hire A/E	3: Design	4: Hire Contractor	5: Construction	6: Closeout
Planned	Q4 2015	Q1 2016	Q3 2016	Q1 2018	Q2 2018	Q4 2019
New Planned	Q4 2015	Q1 2016	Q3 2016	Q2 2019	Q4 2019	Q4 2021
Actual/Forecast	11/30/2015	2/9/2016	9/23/2016	2/11/2020	Q4 2020	

SCOPE:	BUDGET:
Bldg Envelope Impr. (Roof, Window, Ext Wall, etc.)	\$3,396,000
Electrical Improvements	\$458,000
Fire Sprinklers	\$7,000
HVAC Improvements	\$5,029,000
Media Center improvements	\$598,000
STEM Lab improvements	\$1,143,000

FLAG: **S - Project Delayed**

COMMENTS:
 Reason: Delays occurred in the permitting process of the design phase. The design firm took an above average amount of time to complete each submission for the Building Department on multiple occasions. Remedy: The owner will be enforcing terms of the contract for delays and multiple resubmissions. Letter of Recommendation to Permit has been received and contractor procurement is in progress.

Weight Room

Phase: **100% Complete**

SCHEDULE: (Calendar Year)	1: Planning	2: Hire A/E	3: Design	4: Hire Contractor	5: Construction	6: Closeout
Planned	Q2 2017	Q2 2017	Q3 2017	Q1 2018	Q2 2018	Q3 2018
Actual/Forecast	4/14/2017	4/21/2017	7/13/2017	1/8/2018	7/25/2018	11/1/2018

SCOPE:	BUDGET:
Weight Room Renovation	\$121,000

FLAG:

COMMENTS:

FLAG KEY: **S**=Schedule **B**= Budget

S-Project Delayed=Schedule: Project has missed the planned milestone date for progressing to the next phase in the process.

S-Delay Possible=Schedule: Reflects a possibility of the project missing the planned milestone date for progressing to next phase in the process.

B=Budget: reflects a need for board approved increase in funding based on bid and/or change order results.

Coral Springs High School

SMART Facilities Update by Project Cont.

School Choice Enhancements*

Phase: **100%** Complete

SCHEDULE:	PH:1 Planning/Design	PH:2 Implement	PH:3 Complete
Planned	Q1 2016	Q2 2016	Q4 2016
Actual	01/2016	06/2016	10/2016

SCOPE:	BUDGET:	FLAG:
School Choice Enhancement	\$100,000	COMMENTS:

*SCEP projects follows a three-phase design process that begins with planning/design, followed by implementation and finally completion when all items have been delivered and installed.



Coral Springs Middle School

10300 W WILES ROAD, CORAL SPRINGS 33076

Location Num	2561
Board District	4
Board Member	Lori Alhadeff
ADEFP Budget*	\$12,886,223
Total Facilities Budget	\$10,602,000

***NOTE** This quarter reflects the Adopted District Educational Facilities Plan total budget as approved by SBBC in September 2019. This budget includes Technology improvements and Musical Instruments Replacements which are not included in this section of the report.

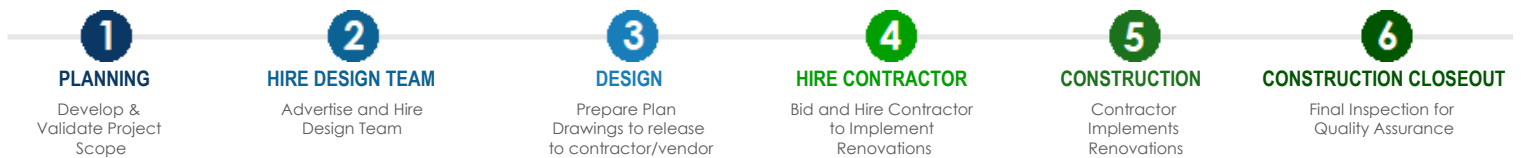
- All dates are based on calendar year. SMART funded projects are included. Only
- Projects without expenditures to date may not show up in the "Financially Active Project Detail Schedule".

PRIMARY PROJECTS CURRENT STATUS: Design

Primary Renovation: 100% Construction Documents in the permitting process. Due to the limited capacity and accessibility caused by the current health crisis projects with the highest urgency have been prioritized, causing some submissions to be temporarily delayed in the permit review process.

School Choice Enhancements: Voting authorized 2/16/18. - Voting completed 6/11/18 - (3) Recordex delivered and installed 09/2018. . (72) student Laptops, adaptors and (6) Carts delivered 11/2018. Aiphone at the main entrance installed 12/2018. Golf cart delivered 02/2019. Marquee permit issued 6/2019; pre-construction meeting held 10/17/2019; construction start date TBD.

SMART Facilities Update By Project



Primary Renovation

Phase: **95% Complete**

SCHEDULE: (Calendar Year)	1: Planning	2: Hire A/E	3: Design	4: Hire Contractor	5: Construction	6: Closeout
Planned	Q3 2017	Q4 2017	Q2 2018	Q1 2019	Q3 2019	Q1 2021
New Planned	Q3 2017	Q4 2017	Q2 2018	Q4 2019	Q1 2020	Q4 2021
Actual/Forecast	5/1/2017	7/18/2017	1/30/2018	Q3 2020		

SCOPE:	BUDGET:
Bldg Envelope Impr. (Roof, Window, Ext Wall, etc.)	\$2,369,000
HVAC Improvements	\$7,299,000
Media Center improvements	\$640,000

FLAG: S - Project Delayed

COMMENTS:

Reason: Delays have occurred during the design phase. A delay was experienced due to required decisions by the District for the fire sprinkler scope of work. Additional delays took place due to multiple backcheck reviews prior to submitting for permit review. Remedy: All activities related to delays have been overcome and the project is in the permitting process.

FLAG KEY: S=Schedule B= Budget

S-Project Delayed=Schedule: Project has missed the planned milestone date for progressing to the next phase in the process.

S-Delay Possible=Schedule: Reflects a possibility of the project missing the planned milestone date for progressing to next phase in the process.

B=Budget: reflects a need for board approved increase in funding based on bid and/or change order results.

Coral Springs Middle School

SMART Facilities Update by Project Cont.

HVAC Improvements

Phase: **95% Complete**

SCHEDULE: (Calendar Year)	1: Planning	2: Hire A/E	3: Design	4: Hire Contractor	5: Construction	6: Closeout
Planned	N/A	N/A	N/A	N/A	N/A	N/A
Actual/Forecast	N/A	N/A	N/A	N/A	N/A	N/A

SCOPE: HVAC Improvements - Chiller Replacement	BUDGET: \$194,000	FLAG: COMMENTS:
--	-----------------------------	----------------------------------

School Choice Enhancements*

Phase: **57% Complete**

SCHEDULE:	PH:1 Planning/Design	PH:2 Implement	PH:3 Complete
Planned	Q4 2017	Q2 2018	Q2 2019
Actual	11/2017	06/2018	Q2 2019

SCOPE: School Choice Enhancement	BUDGET: \$100,000	FLAG: S - Project Delayed COMMENTS: Delays in permitting of the marquee sign.
--	-----------------------------	---

*SCEP projects follows a three-phase design process that begins with planning/design, followed by implementation and finally completion when all items have been delivered and installed.



Coral Springs Pre K - 8

(f.k.a. Coral Springs Elementary)

3601 NW 110 AVENUE, CORAL SPRINGS 33065

Location Num	2551
Board District	4
Board Member	Lori Alhadeff
ADEFP Budget*	\$4,627,262
Total Facilities Budget	\$2,638,000

***NOTE** This quarter reflects the Adopted District Educational Facilities Plan total budget as approved by SBBC in September 2019. This budget includes Technology improvements and Musical Instruments Replacements which are not included in this section of the report.

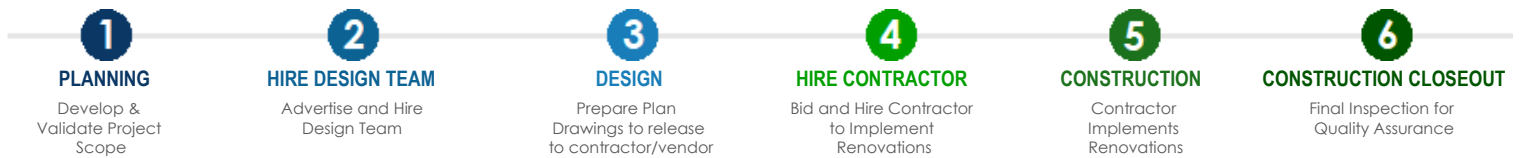
- All dates are based on calendar year. SMART funded projects are included. Only
 - Projects without expenditures to date may not show up in the "Financially Active Project Detail Schedule".

PRIMARY PROJECTS CURRENT STATUS: **Design**

Primary Renovation: 100% Construction Documents in the permitting process. Design firm currently addressing Building Department comments prior to submitting the second time for permit application.

School Choice Enhancements: Principal's letter initiated 11/30/2018 for Year 5 group. Kick-off meeting is being scheduled.

SMART Facilities Update By Project



Primary Renovation

Phase: **96% Complete**

SCHEDULE: (Calendar Year)	1: Planning	2: Hire A/E	3: Design	4: Hire Contractor	5: Construction	6: Closeout
Planned	Q1 2018	Q2 2018	Q1 2019	Q3 2019	Q1 2020	Q3 2020
New Planned	Q1 2018	Q2 2018	Q1 2019	Q1 2020	Q3 2020	Q3 2021
Actual/Forecast	11/13/2017	12/19/2017	7/9/2018	Q3 2020		

SCOPE:	BUDGET:
Bldg Envelope Impr. (Roof, Window, Ext Wall, etc.)	\$190,000
HVAC Improvements	\$2,039,000
Media Center improvements	\$184,000

FLAG: S - Project Delayed

COMMENTS:

Delays have occurred during the backcheck review of the Construction Documents prior to submitting for permit review. Multiple submissions were required in order to close out comments made by the review team. The project is currently delayed by 4 months. It is anticipated these delays could extend if the design requires multiple submissions to the Building Department to receive a Letter of Recommendation to Permit.

FLAG KEY: S=Schedule B= Budget

S-Project Delayed=Schedule: Project has missed the planned milestone date for progressing to the next phase in the process.

S-Delay Possible=Schedule: Reflects a possibility of the project missing the planned milestone date for progressing to next phase in the process.

B=Budget: reflects a need for board approved increase in funding based on bid and/or change order results.

Coral Springs Pre-K - 8

(f.k.a. Coral Springs Elementary)

SMART Facilities Update by Project Cont.

HVAC Improvements

Phase: **100% Complete**

SCHEDULE: (Calendar Year)	1: Planning	2: Hire A/E	3: Design	4: Hire Contractor	5: Construction	6: Closeout	
Planned	N/A	N/A	N/A	N/A	N/A	N/A	N/A
Actual/Forecast	N/A	N/A	N/A	N/A	10/1/2016	12/1/2016	8/28/2017

SCOPE: HVAC Improvements - Chiller Replacement
BUDGET: \$125,000

FLAG:
COMMENTS:

School Choice Enhancements*

Phase: **10% Complete**

SCHEDULE:	PH:1 Planning/Design	PH:2 Implement	PH:3 Complete
Planned	Q4 2018	TBD	TBD
Actual	11/2018		

SCOPE: School Choice Enhancement
BUDGET: \$100,000

FLAG:
COMMENTS:
 Planned date for Implementation phase shown as TBD will be provided after voting process has been completed by the school community.

*SCEP projects follows a three-phase design process that begins with planning/design, followed by implementation and finally completion when all items have been delivered and installed.



Country Hills Elementary School

10550 WESTVIEW DRIVE, CORAL SPRINGS 33076

Location Num	3111
Board District	4
Board Member	Lori Alhadeff
ADEFP Budget*	\$5,148,310
Total Facilities Budget	\$4,513,000

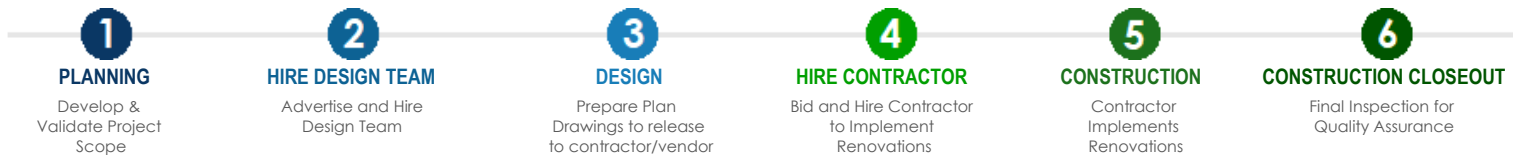
***NOTE** This quarter reflects the Adopted District Educational Facilities Plan total budget as approved by SBBC in September 2019. This budget includes Technology improvements and Musical Instruments Replacements which are not included in this section of the report.
 - All dates are based on calendar year. SMART funded projects are included. Only
 - Projects without expenditures to date may not show up in the "Financially Active Project Detail Schedule".

PRIMARY PROJECTS CURRENT STATUS: Design

Primary Renovation: 100% Construction Documents in the permitting process. Design firm currently addressing Building Department comments prior to submitting the fourth time for permit application.

School Choice Enhancements: Voting authorized 5/28/2019. Voting completed 6/10/2019 - P-number requested. Aiphone at the main entrance, table for the additional kindergarten section, two-way radios on order. (15) Motorola two-way radios delivered 11/2019. (10) Radio Batteries, Tables for the additional Kidergarten section delivered 01/2020.

SMART Facilities Update By Project



Primary Renovation

Phase: **98% Complete**

SCHEDULE: (Calendar Year)	1: Planning	2: Hire A/E	3: Design	4: Hire Contractor	5: Construction	6: Closeout
Planned	Q4 2017	Q1 2018	Q4 2018	Q2 2019	Q4 2019	Q3 2020
New Planned	Q4 2017	Q1 2018	Q4 2018	Q1 2020	Q3 2020	Q1 2022
Actual/Forecast	7/1/2017	9/20/2017	5/3/2018	Q4 2020		

SCOPE:	BUDGET:
Bldg Envelope Impr. (Roof, Window, Ext Wall, etc.)	\$1,696,000
Fire Sprinklers	\$120,000
HVAC Improvements	\$2,597,000

FLAG: S - Project Delayed

COMMENTS:

Reason: Delays have occurred during the design phase. The design firm has not met the deadlines of the design deliverables. Remedy: The owner will be enforcing terms of the contract for delays.

FLAG KEY: S=Schedule B= Budget

S-Project Delayed=Schedule: Project has missed the planned milestone date for progressing to the next phase in the process.

S-Delay Possible=Schedule: Reflects a possibility of the project missing the planned milestone date for progressing to next phase in the process.

B=Budget: reflects a need for board approved increase in funding based on bid and/or change order results.

Country Hills Elementary School

SMART Facilities Update by Project Cont.

School Choice Enhancements*

Phase: **10%** Complete

SCHEDULE:	PH:1 Planning/Design	PH:2 Implement	PH:3 Complete
Planned	Q4 2018	Q2 2019	TBD
Actual	11/2018	06/2019	TBD

SCOPE:	BUDGET:	FLAG:
School Choice Enhancement	\$100,000	

COMMENTS:
 Planned dates shown as TBD will be provided after all items have been ordered and funds allocated.

*SCEP projects follows a three-phase design process that begins with planning/design, followed by implementation and finally completion when all items have been delivered and installed.



Country Isles Elementary School

2300 COUNTRY ISLES ROAD, WESTON 33326

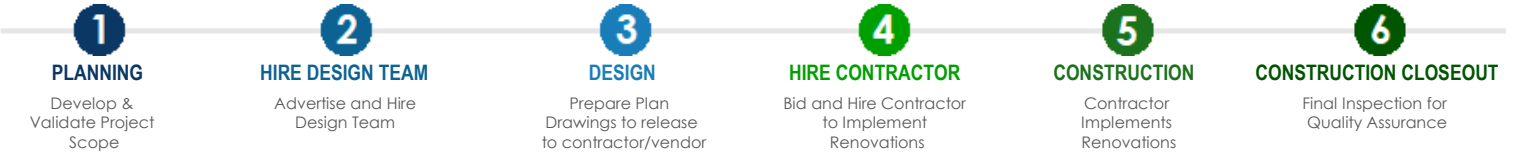
Location Num	2981
Board District	6
Board Member	Laurie Rich Levinson
ADEFP Budget*	\$1,759,660
Total Facilities Budget	\$1,339,660

***NOTE** This quarter reflects the Adopted District Educational Facilities Plan total budget as approved by SBBC in September 2019. This budget includes Technology improvements and Musical Instruments Replacements which are not included in this section of the report.
 - All dates are based on calendar year. SMART funded projects are included. Only
 - Projects without expenditures to date may not show up in the "Financially Active Project Detail Schedule".

PRIMARY PROJECTS CURRENT STATUS: Hire Contractor

Primary Renovation: Contractor procurement in progress. CSMP contracts have expired. New CSMP contracts are to be used for emergency projects only. Project will be advertised for bids.
 School Choice Enhancements: COMPLETED 12/2016 - Sand replacement with PIP surfacing in K-2 and 3-5 play areas.

SMART Facilities Update By Project



Primary Renovation

Phase: **5% Complete**

SCHEDULE: (Calendar Year)	1: Planning	2: Hire A/E	3: Design	4: Hire Contractor	5: Construction	6: Closeout
Planned	Q2 2017	Q2 2017	Q1 2018	Q3 2018	Q1 2019	Q1 2020
New Planned	Q2 2017	Q2 2017	Q1 2018	Q3 2019	Q1 2020	Q1 2021
Actual/Forecast	4/1/2017	6/22/2017	1/18/2018	3/29/2019	Q1 2021	

SCOPE:	BUDGET:
Additional Funding - Board Approved 01/14/20 (JJ-3)	\$681,660
Fire Alarm	\$294,000
HVAC Improvements	\$104,000
Media Center improvements	\$160,000

FLAG: **S - Project Delayed**

COMMENTS:
 Reason: Delays have occurred during bid and award due to contractor preparation of documentation for execution of the Notice to Proceed. Remedy: Project will be advertised for bids. Project phase percent complete has been reset to 5% due to the change in procurement method of the contractor.

School Choice Enhancements*

Phase: **100% Complete**

SCHEDULE:	PH:1 Planning/Design	PH:2 Implement	PH:3 Complete
Planned	Q1 2015	Q1 2016	Q1 2017
Actual	11/2015	02/2016	12/2016

SCOPE:	BUDGET:
School Choice Enhancement	\$100,000

FLAG:
COMMENTS:

*SCEP projects follows a three-phase design process that begins with planning/design, followed by implementation and finally completion when all items have been delivered and installed.

FLAG KEY: **S**=Schedule **B**= Budget

S-Project Delayed=Schedule: Project has missed the planned milestone date for progressing to the next phase in the process.

S-Delay Possible=Schedule: Reflects a possibility of the project missing the planned milestone date for progressing to next phase in the process.

B=Budget: reflects a need for board approved increase in funding based on bid and/or change order results.



Cresthaven Elementary School

801 NE 25 STREET, POMPANO BEACH 33064

Location Num	0901
Board District	7
Board Member	Nora Rupert
ADEFP Budget*	\$4,862,123
Total Facilities Budget	\$4,516,123

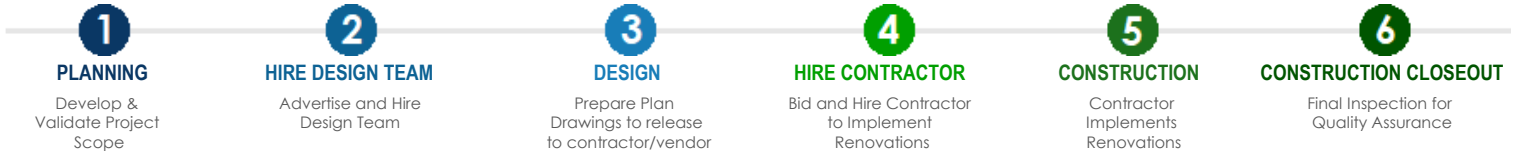
***NOTE** This quarter reflects the Adopted District Educational Facilities Plan total budget as approved by SBBC in September 2019. This budget includes Technology improvements and Musical Instruments Replacements which are not included in this section of the report.
 - All dates are based on calendar year. SMART funded projects are included. Only
 - Projects without expenditures to date may not show up in the "Financially Active Project Detail Schedule".

PRIMARY PROJECTS CURRENT STATUS: Design

Primary Renovation: 30% Design Documents are in progress.

School Choice Enhancements: Principal's letter initiated 11/30/2018 for Year 5 group. Kick-off meeting has been held. Ballot development is in progress.

SMART Facilities Update By Project



Primary Renovation

Phase: **15%** Complete

SCHEDULE: (Calendar Year)	1: Planning	2: Hire A/E	3: Design	4: Hire Contractor	5: Construction	6: Closeout
Planned	Q3 2018	Q3 2018	Q4 2018	Q2 2019	Q3 2019	Q4 2020
New Planned	Q3 2018	Q3 2018	Q2 2019	Q4 2020	Q3 2021	Q4 2022
Actual/Forecast	9/28/2017	6/27/2018	5/13/2020	Q1 2021		

SCOPE:	BUDGET:
ADA Restrooms	\$592,123
Bldg Envelope Impr. (Roof, Window, Ext Wall, etc.)	\$1,193,000
HVAC Improvements	\$2,631,000

FLAG: S - Delay Possible

COMMENTS:
 Reason: Delays occurred due to additional review of the delivery method and Board approval to perform the project using CMAR services. Remedy: Authorization to Proceed has been executed and the design has begun.

FLAG KEY: S=Schedule B= Budget

S-Project Delayed=Schedule: Project has missed the planned milestone date for progressing to the next phase in the process.

S-Delay Possible=Schedule: Reflects a possibility of the project missing the planned milestone date for progressing to next phase in the process.

B=Budget: reflects a need for board approved increase in funding based on bid and/or change order results.

Cresthaven Elementary School

SMART Facilities Update by Project Cont.

School Choice Enhancements*

Phase: **10%** Complete

SCHEDULE:	PH:1 Planning/Design	PH:2 Implement	PH:3 Complete
Planned	Q4 2018	TBD	TBD
Actual	11/2018		

SCOPE:	BUDGET:	FLAG:
School Choice Enhancement	\$100,000	COMMENTS: Planned date for Implementation phase shown as TBD will be provided after voting process has been completed by the school community.

*SCEP projects follows a three-phase design process that begins with planning/design, followed by implementation and finally completion when all items have been delivered and installed.



Croissant Park Elementary School

1800 SW 4 AVENUE, FORT LAUDERDALE 33315

Location Num	0221
Board District	3
Board Member	Heather P. Brinkworth
ADEFP Budget*	\$4,123,000
Total Facilities Budget	\$3,761,000

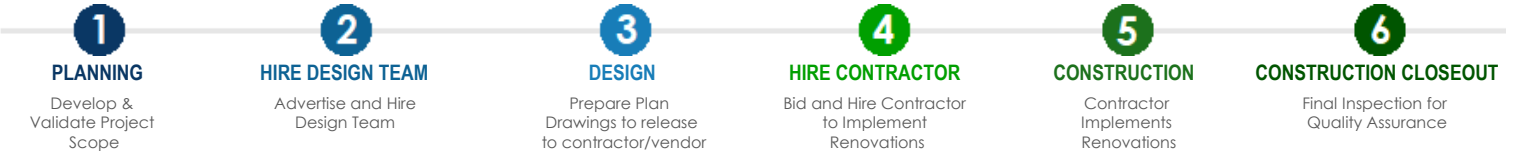
***NOTE** This quarter reflects the Adopted District Educational Facilities Plan total budget as approved by SBBC in September 2019. This budget includes Technology improvements and Musical Instruments Replacements which are not included in this section of the report.
 - All dates are based on calendar year. SMART funded projects are included. Only
 - Projects without expenditures to date may not show up in the "Financially Active Project Detail Schedule".

PRIMARY PROJECTS CURRENT STATUS: Hire Contractor

Primary Renovation: Contractor procurement in progress. Pending roof reality check prior to advertisement for bids.

School Choice Enhancements: Voting completed 6/3/2019 - Facilities equipment delivered 09/2019. (1) Blower, (1) Pressure Cleaner and (1) Surface Cleaner delivered 12/2019. (3) Vacuums, (1) buffer, and digital marquee on order.

SMART Facilities Update By Project



Primary Renovation

Phase: **5% Complete**

SCHEDULE: (Calendar Year)	1: Planning	2: Hire A/E	3: Design	4: Hire Contractor	5: Construction	6: Closeout
Planned	Q4 2017	Q1 2018	Q4 2018	Q2 2019	Q1 2020	Q3 2020
New Planned	Q4 2017	Q1 2018	Q4 2018	Q1 2020	Q3 2020	Q1 2022
Actual/Forecast	8/1/2017	10/6/2017	3/28/2018	4/20/2020	Q2 2021	

SCOPE:	BUDGET:
Bldg Envelope Impr. (Roof, Window, Ext Wall, etc.)	\$851,000
Fire Alarm	\$294,000
Fire Sprinklers	\$812,000
HVAC Improvements	\$1,704,000

FLAG: **S - Delay Possible**

COMMENTS:
 Reason: Delays have occurred during the design phase. The design firm has required additional time to address all review comments during permitting. Remedy: Letter of Recommendation has been received. Pending roof reality check.

School Choice Enhancements*

Phase: **10% Complete**

SCHEDULE:	PH:1 Planning/Design	PH:2 Implement	PH:3 Complete
Planned	Q4 2018	Q2 2019	TBD
Actual	11/2018	06/2019	

SCOPE:	BUDGET:
School Choice Enhancement	\$100,000

FLAG:

COMMENTS:
 Planned dates shown as TBD will be provided after all items have been ordered and funds allocated.

*SCEP projects follows a three-phase design process that begins with planning/design, followed by implementation and finally completion when all items have been delivered and installed.

FLAG KEY: **S**=Schedule **B**= Budget

S-Project Delayed=Schedule: Project has missed the planned milestone date for progressing to the next phase in the process.

S-Delay Possible=Schedule: Reflects a possibility of the project missing the planned milestone date for progressing to next phase in the process.

B=Budget: reflects a need for board approved increase in funding based on bid and/or change order results.



Cross Creek School

1010 NW 31ST AVENUE, POMPANO BEACH 33069

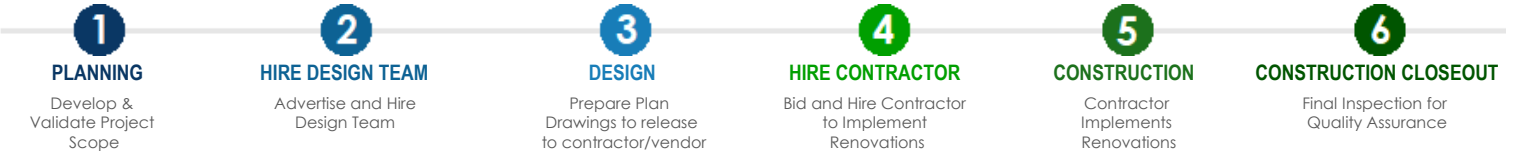
Location Num	3222
Board District	7
Board Member	Nora Rupert
ADEFP Budget*	\$1,500,000
Total Facilities Budget	\$1,360,000

***NOTE** This quarter reflects the Adopted District Educational Facilities Plan total budget as approved by SBBC in September 2019. This budget includes Technology improvements and Musical Instruments Replacements which are not included in this section of the report.
 - All dates are based on calendar year. SMART funded projects are included. Only
 - Projects without expenditures to date may not show up in the "Financially Active Project Detail Schedule".

PRIMARY PROJECTS CURRENT STATUS: Hire Contractor

Primary Renovation: Contractor procurement in progress. CSMP contracts have expired. New CSMP contracts are to be used for emergency projects only. Project will be advertised for bids.
 School Choice Enhancements: Kick-off meeting scheduled for 4/3/2019; ballot development in progress.

SMART Facilities Update By Project



Primary Renovation

Phase: **5% Complete**

SCHEDULE: (Calendar Year)	1: Planning	2: Hire A/E	3: Design	4: Hire Contractor	5: Construction	6: Closeout
Planned	Q4 2017	Q1 2018	Q4 2018	Q2 2019	Q1 2020	Q3 2020
New Planned	Q4 2017	Q1 2018	Q4 2018	Q4 2019	Q1 2020	Q1 2021
Actual/Forecast	8/1/2017	10/6/2017	5/3/2018	1/7/2020	Q3 2020	

SCOPE:	BUDGET:
Bldg Envelope Impr. (Roof, Window, Ext Wall, etc.)	\$405,000
Fire Alarm	\$420,000
HVAC Improvements	\$435,000

FLAG: S - Project Delayed

COMMENTS:
 Reason: Delays have occurred throughout the design process.
 Remedy: All discipline reviews have been approved by the Building Department. The current CSMP contract has expired. New CSMP contracts are to be used for emergency projects only. Project will be advertised for bids. Project phase percent complete has been reset to 5% due to the change in procurement method of the contractor.

FLAG KEY: S=Schedule B= Budget

S-Project Delayed=Schedule: Project has missed the planned milestone date for progressing to the next phase in the process.

S-Delay Possible=Schedule: Reflects a possibility of the project missing the planned milestone date for progressing to next phase in the process.

B=Budget: reflects a need for board approved increase in funding based on bid and/or change order results.

Cross Creek School

SMART Facilities Update by Project Cont.

School Choice Enhancements*

Phase: **25% Complete**

SCHEDULE:	PH:1 Planning/Design	PH:2 Implement	PH:3 Complete
Planned	Q4 2018	TBD	TBD
Actual	11/2018		

SCOPE:	BUDGET:	FLAG:
School Choice Enhancement	\$100,000	COMMENTS: Planned date for Implementation phase shown as TBD will be provided after voting process has been completed by the school community.

*SCEP projects follows a three-phase design process that begins with planning/design, followed by implementation and finally completion when all items have been delivered and installed.



Crystal Lake Middle School

3551 NE 3 AVENUE, POMPANO BEACH 33064

Location Num	1871
Board District	7
Board Member	Nora Rupert
ADEFP Budget*	\$2,760,525
Total Facilities Budget	\$2,335,525

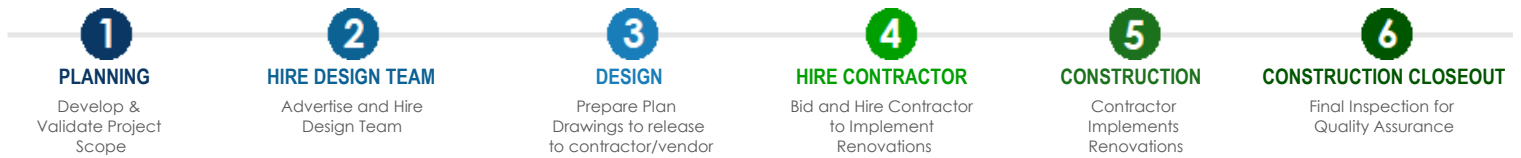
***NOTE** This quarter reflects the Adopted District Educational Facilities Plan total budget as approved by SBBC in September 2019. This budget includes Technology improvements and Musical Instruments Replacements which are not included in this section of the report.
 - All dates are based on calendar year. SMART funded projects are included. Only
 - Projects without expenditures to date may not show up in the "Financially Active Project Detail Schedule".

PRIMARY PROJECTS CURRENT STATUS: Design

Primary Renovation: 100% Construction Documents in the permitting process. Due to the limited capacity and accessibility caused by the current health crisis projects with the highest urgency have been prioritized, causing some submissions to be temporarily delayed in the permit review process.

School Choice Enhancements: Ballot approved for voting. Voting authorized 5/3/2019. Voting completed 02/2020. (80) Cafeteria Tables on order. Broadcasting equipment on order.

SMART Facilities Update By Project



Primary Renovation

Phase: **98% Complete**

SCHEDULE: (Calendar Year)	1: Planning	2: Hire A/E	3: Design	4: Hire Contractor	5: Construction	6: Closeout
Planned	Q1 2018	Q2 2018	Q1 2019	Q3 2019	Q1 2020	Q3 2020
New Planned	Q1 2018	Q2 2018	Q1 2019	Q1 2020	Q2 2020	Q2 2021
Actual/Forecast	11/13/2017	12/19/2017	8/20/2018	Q3 2020		

SCOPE:	BUDGET:
Art Room Renovation and Equipment	\$85,000
Bldg Envelope Impr. (Roof, Window, Ext Wall, etc.)	\$812,000
Conversion of Existing Space to Music and/or Art Lab(s)	\$284,000
HVAC Improvements	\$244,000
Install Fire Alarm	\$472,525
Media Center improvements	\$338,000

FLAG: S - Project Delayed

COMMENTS:
 Reason: Delays occurred during the design phase. The design firm has taken an above average amount of time to resubmit plans for permit review. The design firm took four months to resubmit the second time for review, and three months to resubmit the third time for review. Remedy: The owner will be enforcing terms of the agreement for delays.

FLAG KEY: S=Schedule B= Budget

S-Project Delayed=Schedule: Project has missed the planned milestone date for progressing to the next phase in the process.

S-Delay Possible=Schedule: Reflects a possibility of the project missing the planned milestone date for progressing to next phase in the process.

B=Budget: reflects a need for board approved increase in funding based on bid and/or change order results.

Crystal Lake Middle School

SMART Facilities Update by Project Cont.

School Choice Enhancements*

Phase: **10%** Complete

SCHEDULE:	PH:1 Planning/Design	PH:2 Implement	PH:3 Complete
Planned	Q4 2018	Q1 2020	TBD
Actual	11/2018	02/2020	TBD

SCOPE:

School Choice Enhancement

BUDGET:

\$100,000

FLAG:

COMMENTS:

Planned date shown as TBD will be provided after all items have been ordered and funds allocated.

*SCEP projects follows a three-phase design process that begins with planning/design, followed by implementation and finally completion when all items have been delivered and installed.



Cypress Bay High School

18600 VISTA PARK BOULEVARD, WESTON 33332

Location Num	3623
Board District	6
Board Member	Laurie Rich Levinson
ADEFP Budget*	\$35,428,323
Total Facilities Budget	\$33,144,000

***NOTE** This quarter reflects the Adopted District Educational Facilities Plan total budget as approved by SBBC in September 2019. This budget includes Technology improvements and Musical Instruments Replacements which are not included in this section of the report.
 - All dates are based on calendar year. SMART funded projects are included. Only
 - Projects without expenditures to date may not show up in the "Financially Active Project Detail Schedule".

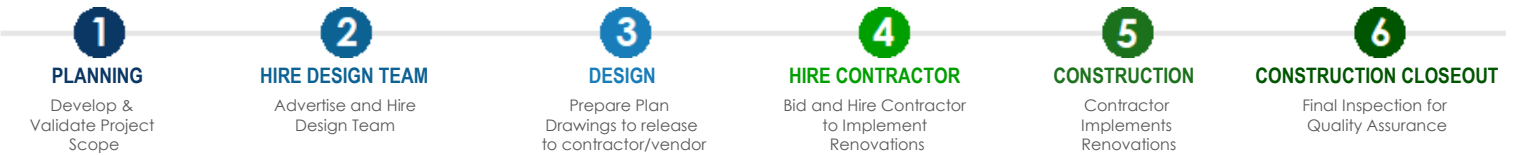
PRIMARY PROJECTS CURRENT STATUS: Construction

Primary Renovation: Construction is in progress. Roofing renovations are complete. HVAC work is complete except one condensing unit on Building 3 roof and test and balance.

Classroom Addition: Construction in progress. First floor rough-ins are nearing completion with framing in progress. Second floor rough-ins are in progress. Third floor overhead ductwork installation is in progress.

School Choice Enhancements: COMPLETED 02/2017. Voting completed 5/26/2017. Projectors delivered 08/2016. (112) Printers delivered 07/2016. Projector in auditorium installed 09/2016. (4) Recordex delivered and installed 11/2016. Office furniture delivered 02/2017.

SMART Facilities Update By Project



Primary Renovation

Phase: **90% Complete**

SCHEDULE: (Calendar Year)	1: Planning	2: Hire A/E	3: Design	4: Hire Contractor	5: Construction	6: Closeout
Planned	Q2 2016	Q3 2016	Q1 2017	Q1 2018	Q3 2018	Q4 2019
Actual/Forecast	6/27/2016	8/2/2016	2/22/2017	9/25/2018	3/21/2019	8/14/2020

SCOPE:	BUDGET:
Bldg Envelope Impr. (Roof, Window, Ext Wall, etc.)	\$652,000
HVAC Improvements	\$580,000
Safety / Security Upgrade	\$107,000

FLAG: S - Project Delayed

COMMENTS:
 Original contractual date of substantial completion is 12/26/2019. Reason: Delays were experienced in construction related to roof mounting of HVAC equipment. Remedy: Pending decision of the roof stand prior to completion of the roofing work and HVAC stand installation. Substantial completion is scheduled for Q3 2020.

FLAG KEY: S=Schedule B= Budget

S-Project Delayed=Schedule: Project has missed the planned milestone date for progressing to the next phase in the process.

S-Delay Possible=Schedule: Reflects a possibility of the project missing the planned milestone date for progressing to next phase in the process.

B=Budget: reflects a need for board approved increase in funding based on bid and/or change order results.

Cypress Bay High School

SMART Facilities Update by Project Cont.

Classroom Addition

Phase: **42% Complete**

SCHEDULE: (Calendar Year)	1: Planning	2: Hire A/E	3: Design	4: Hire Contractor	5: Construction	6: Closeout
Planned	Q2 2016	Q3 2016	Q1 2017	Q4 2018	Q1 2019	Q2 2020
Actual/Forecast	6/27/2016	8/2/2016	2/22/2017	3/8/2019	6/27/2019	12/6/2020

SCOPE:	BUDGET:
Additional Funding - Board Approved 06/11/19 (JJ-11)	\$18,839,000
CR Addition - Prep Work	\$0
CR Addition to allow for removal of portable buildings	\$12,400,000

FLAG: **S - Project Delayed**

COMMENTS:
Original contractual date of substantial completion is 12/6/2020. Project is currently on pace. Delays were experienced during the design phase that were not recovered in bid and award or construction. Multiple backcheck reviews were required to closeout comments before the design firm submitted for permit review.

Weight Room

Phase: **100% Complete**

SCHEDULE: (Calendar Year)	1: Planning	2: Hire A/E	3: Design	4: Hire Contractor	5: Construction	6: Closeout
Planned	Q2 2017	Q2 2017	Q3 2017	Q3 2017	Q3 2017	Q4 2017
Actual/Forecast	4/14/2017	4/21/2017	7/13/2017	8/1/2017	10/19/2017	12/17/2017

SCOPE:	BUDGET:
Weight Room Renovation	\$121,000

FLAG:

COMMENTS:

Track

Phase: **100% Complete**

SCHEDULE: (Calendar Year)	1: Planning	2: Hire A/E	3: Design	4: Hire Contractor	5: Construction	6: Closeout
Planned	N/A	N/A	Q1 2017	Q2 2017	Q4 2017	Q1 2018
Actual/Forecast	8/22/2017	8/29/2017	8/30/2017	10/14/2017	10/22/2017	3/30/2018

SCOPE:	BUDGET:
Track Resurfacing	\$345,000

FLAG:

COMMENTS:

School Choice Enhancements*

Phase: **100% Complete**

SCHEDULE:	PH:1 Planning/Design	PH:2 Implement	PH:3 Complete
Planned	Q1 2016	Q2 2016	Q1 2017
Actual	01/2016	05/2016	02/2017

SCOPE:	BUDGET:
School Choice Enhancement	\$100,000

FLAG:

COMMENTS:

*SCEP projects follows a three-phase design process that begins with planning/design, followed by implementation and finally completion when all items have been delivered and installed.

FLAG KEY: **S**=Schedule **B**= Budget

S-Project Delayed=Schedule: Project has missed the planned milestone date for progressing to the next phase in the process.

S-Delay Possible=Schedule: Reflects a possibility of the project missing the planned milestone date for progressing to next phase in the process.

B=Budget: reflects a need for board approved increase in funding based on bid and/or change order results.



Cypress Elementary School

851 SW 3 AVENUE, POMPANO BEACH 33060

Location Num	1781
Board District	3
Board Member	Heather P. Brinkworth
ADEFP Budget*	\$4,311,982
Total Facilities Budget	\$3,857,982

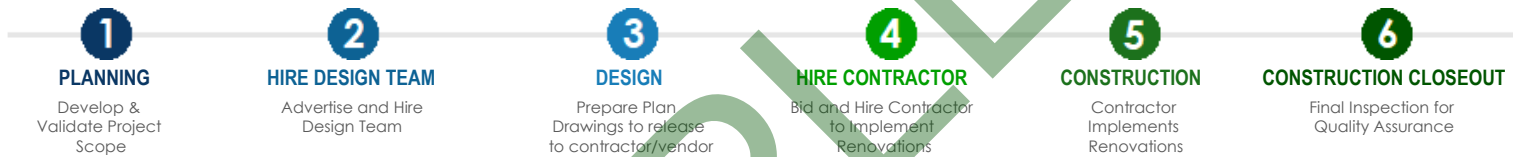
***NOTE** This quarter reflects the Adopted District Educational Facilities Plan total budget as approved by SBBC in September 2019. This budget includes Technology improvements and Musical Instruments Replacements which are not included in this section of the report.
 - All dates are based on calendar year. SMART funded projects are included. Only
 - Projects without expenditures to date may not show up in the "Financially Active Project Detail Schedule".

PRIMARY PROJECTS CURRENT STATUS: Complete

Primary Renovation: Construction in substantial completion. Closeout in progress.

School Choice Enhancements: COMPLETED 01/2020 - Voting completed 5/17/2016. Picnic tables delivered 7/2016. Furniture for student service area, teacher workroom renovation delivered and installed 9/2016. PIP project completed 12/2016. Marquee PO canceled for Robson Corporation; District is no longer using this vendor due to lack of performance. Marquee permitted 9/12/2019; pre-construction meeting held 10/22/2019; installation complete 01/2020.

SMART Facilities Update By Project



Primary Renovation

Phase: **25% Complete**

SCHEDULE: (Calendar Year)	1: Planning	2: Hire A/E	3: Design	4: Hire Contractor	5: Construction	6: Closeout
Planned	Q4 2015	Q4 2015	Q3 2016	Q1 2017	Q3 2017	Q2 2018
New Planned	Q4 2015	Q4 2015	Q3 2016	Q1 2017	Q3 2017	Q1 2019
Actual/Forecast	10/19/2015	12/8/2015	8/31/2016	5/8/2017	2/21/2018	3/3/2020

SCOPE:	BUDGET:
Additional Funding - Board Approved 12/19/17 (JJ-15)	\$452,897
Bldg Envelope Impr. (Roof, Window, Ext Wall, etc.)	\$637,564
Fire Sprinklers	\$634,000
Media Center improvements	\$177,000
Replace existing unit ventilators (appr. 42) with new unit ventilators, duct and diffusers.	\$1,747,603
Safety / Security Upgrade	\$103,000

FLAG:
COMMENTS:

FLAG KEY: S=Schedule B= Budget

S-Project Delayed=Schedule: Project has missed the planned milestone date for progressing to the next phase in the process.

S-Delay Possible=Schedule: Reflects a possibility of the project missing the planned milestone date for progressing to next phase in the process.

B=Budget: reflects a need for board approved increase in funding based on bid and/or change order results.

Cypress Elementary School

SMART Facilities Update by Project Cont.

School Choice Enhancements*

Phase: **100%** Complete

SCHEDULE:	PH:1 Planning/Design	PH:2 Implement	PH:3 Complete
Planned	Q1 2015	Q2 2016	Q1 2018
Actual	11/2015	05/2016	01/2020

SCOPE:	BUDGET:	FLAG:	COMMENTS:
Additional Funding - Board Approved 04/23/19 (JJ-14)	\$5,918		
School Choice Enhancement	\$100,000		

*SCEP projects follows a three-phase design process that begins with planning/design, followed by implementation and finally completion when all items have been delivered and installed.



Cypress Run Education Center

2800 NW 30TH AVENUE, POMPANO BEACH 33069

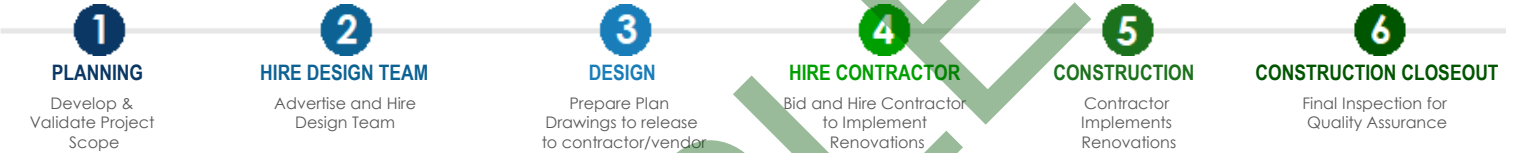
Location Num	2123
Board District	7
Board Member	Nora Rupert
ADEFP Budget*	\$248,000
Total Facilities Budget	\$177,000

***NOTE** This quarter reflects the Adopted District Educational Facilities Plan total budget as approved by SBBC in September 2019. This budget includes Technology improvements and Musical Instruments Replacements which are not included in this section of the report.
 - All dates are based on calendar year. SMART funded projects are included. Only
 - Projects without expenditures to date may not show up in the "Financially Active Project Detail Schedule".

PRIMARY PROJECTS CURRENT STATUS: Complete

Primary Renovation: Complete - Test and Balance services is completed by a licensed contractor without standard design services.
 School Choice Enhancements: COMPLETED 01/2017. Voting completed 5/16/16. Staff and student laptops - Computers for other areas such as computer lab, TV production, laptops and USB drives delivered 01/2017.

SMART Facilities Update By Project



Primary Renovation

Phase: 100% Complete

SCHEDULE: (Calendar Year)	1: Planning	2: Hire A/E	3: Design	4: Hire Contractor	5: Construction	6: Closeout
Planned	Q1 2017	N/A	N/A	Q3 2018	Q1 2019	Q2 2019
New Planned	Q1 2017	N/A	N/A	Q3 2018	Q1 2019	Q2 2019
Actual/Forecast	11/3/2016	N/A	N/A	1/10/2018	4/10/2018	6/19/2019
SCOPE:	HVAC Improvements		BUDGET:	\$77,000		
FLAG:	COMMENTS:					

School Choice Enhancements*

Phase: 100% Complete

SCHEDULE:	PH:1 Planning/Design	PH:2 Implement	PH:3 Complete
Planned	Q1 2015	Q2 2016	Q1 2017
Actual	11/2015	05/2016	01/2017
SCOPE:	School Choice Enhancement		BUDGET:
			\$100,000
FLAG:	COMMENTS:		

*SCEP projects follows a three-phase design process that begins with planning/design, followed by implementation and finally completion when all items have been delivered and installed.

FLAG KEY: S=Schedule B= Budget

S-Project Delayed=Schedule: Project has missed the planned milestone date for progressing to the next phase in the process.

S-Delay Possible=Schedule: Reflects a possibility of the project missing the planned milestone date for progressing to next phase in the process.

B=Budget: reflects a need for board approved increase in funding based on bid and/or change order results.



Dania Elementary School

300 SE 2 AVENUE, DANIA 33004

Location Num	0101
Board District	1
Board Member	Ann Murray
ADEFP Budget*	\$2,861,000
Total Facilities Budget	\$2,602,000

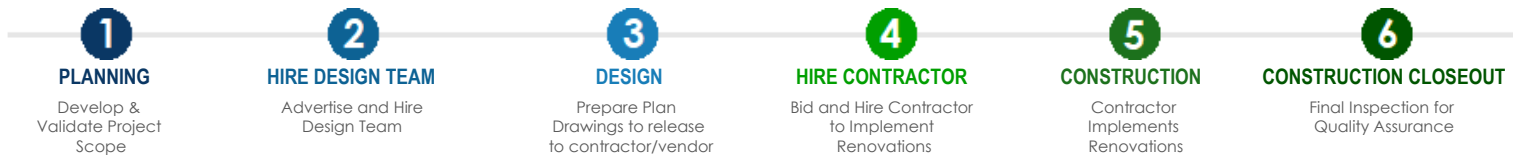
***NOTE** This quarter reflects the Adopted District Educational Facilities Plan total budget as approved by SBBC in September 2019. This budget includes Technology improvements and Musical Instruments Replacements which are not included in this section of the report.
 - All dates are based on calendar year. SMART funded projects are included. Only
 - Projects without expenditures to date may not show up in the "Financially Active Project Detail Schedule".

PRIMARY PROJECTS CURRENT STATUS: Design

Primary Renovation: Scope revisions are in progress. 50% Construction Documents are in progress with revised scope. Presentation of the scope revisions was on 12/11/2019. Design of the scope revisions is currently taking place with presentation of the revised design scheduled for Board workshop delayed due to the current health crisis.

School Choice Enhancements: Voting authorized 04/2020. Scope and budget evaluation in progress.

SMART Facilities Update By Project



Primary Renovation

Phase: **55% Complete**

SCHEDULE: (Calendar Year)	1: Planning	2: Hire A/E	3: Design	4: Hire Contractor	5: Construction	6: Closeout
Planned	Q1 2018	Q2 2018	Q1 2019	Q3 2019	Q1 2020	Q2 2020
New Planned	Q1 2018	Q2 2018	Q1 2019	Q4 2019	Q3 2020	Q1 2022
Actual/Forecast	7/1/2017	9/20/2017	5/4/2018	Q3 2021		

SCOPE:	BUDGET:
Art Room Renovation and Equipment	\$65,000
Bldg Envelope Impr. (Roof, Window, Ext Wall, etc.)	\$266,000
Electrical Improvements	\$610,000
Improvements to or Replacement of building 2	\$1,065,000
Media Center improvements	\$213,000
Music Room Renovation	\$136,000
Safety / Security Upgrade	\$147,000

FLAG: S - Project Delayed

COMMENTS:

The design process is now forecasted for completion in Q3 2021 due to the revision in scope related to right sizing Building 2. The project design schedule is being closely monitored due to the delays in scope revisions.

FLAG KEY: S=Schedule B= Budget

S-Project Delayed=Schedule: Project has missed the planned milestone date for progressing to the next phase in the process.

S-Delay Possible=Schedule: Reflects a possibility of the project missing the planned milestone date for progressing to next phase in the process.

B=Budget: reflects a need for board approved increase in funding based on bid and/or change order results.

Dania Elementary School

SMART Facilities Update by Project Cont.

School Choice Enhancements*

Phase: **75%** Complete

SCHEDULE:	PH:1 Planning/Design	PH:2 Implement	PH:3 Complete
Planned	Q4 2018	TBD	TBD
Actual	11/2018		

SCOPE:	BUDGET:	FLAG:
School Choice Enhancement	\$100,000	<p>COMMENTS:</p> <p>Planned date for Implementation phase shown as TBD will be provided after voting process has been completed by the school community.</p>

*SCEP projects follows a three-phase design process that begins with planning/design, followed by implementation and finally completion when all items have been delivered and installed.



Dave Thomas Education Center - East

180 SW 2ND STREET, POMPANO BEACH 33060

Location Num	3651
Board District	7
Board Member	Nora Rupert
ADEFP Budget*	\$2,876,494
Total Facilities Budget	\$2,719,494

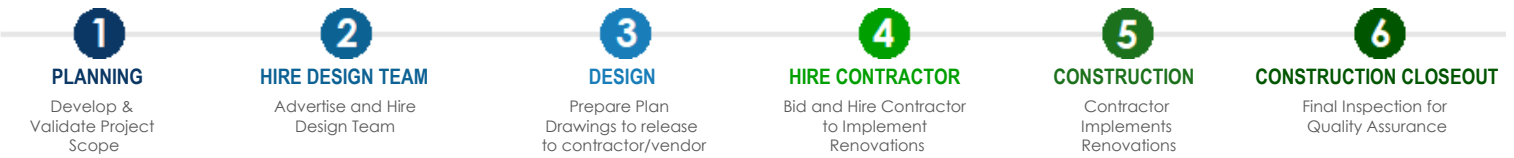
***NOTE** This quarter reflects the Adopted District Educational Facilities Plan total budget as approved by SBBC in September 2019. This budget includes Technology improvements and Musical Instruments Replacements which are not included in this section of the report.
 - All dates are based on calendar year. SMART funded projects are included. Only
 - Projects without expenditures to date may not show up in the "Financially Active Project Detail Schedule".

PRIMARY PROJECTS CURRENT STATUS: **Construction**

Primary Renovation: Construction is in progress. HVAC unit installation is in progress. The roofing sub-permit binder has been submitted for review.

School Choice Enhancements: COMPLETED 06/2018. Voting completed 6/2/17. Lenovo laptops delivered 08/2017. Marquee installed, electrical tie-in completed 02/2018. Front office furniture delivered 05/2018.

SMART Facilities Update By Project



Primary Renovation

Phase: **20% Complete**

SCHEDULE: (Calendar Year)	1: Planning	2: Hire A/E	3: Design	4: Hire Contractor	5: Construction	6: Closeout
Planned	Q2 2017	Q2 2017	Q1 2018	Q3 2018	Q1 2019	Q4 2019
New Planned	Q2 2017	Q2 2017	Q1 2018	Q1 2019	Q3 2019	Q3 2020
Actual/Forecast	4/6/2017	4/19/2017	11/17/2017	2/27/2019	9/6/2019	12/26/2020

SCOPE:	BUDGET:
Additional Funding - Board Approved 07/23/19 (JJ-3)	\$1,861,494
Bldg Envelope Impr. (Roof, Window, Ext Wall, etc.)	\$373,000
HVAC Improvements	\$385,000

FLAG: **S - Delay Possible**

COMMENTS:
Original contractual date of substantial completion is 9/27/2020. Project is currently delayed by three months due to the roofing sub-permit.

School Choice Enhancements*

Phase: **100% Complete**

SCHEDULE:	PH:1 Planning/Design	PH:2 Implement	PH:3 Complete
Planned	Q1 2016	Q2 2017	Q1 2018
Actual	01/2016	06/2017	06/2018

SCOPE:	BUDGET:
School Choice Enhancement	\$100,000

FLAG:
COMMENTS:

*SCEP projects follows a three-phase design process that begins with planning/design, followed by implementation and finally completion when all items have been delivered and installed.



Dave Thomas Education Center - West

4690 COCONUT CREEK PARKWAY, COCONUT CREEK 33066

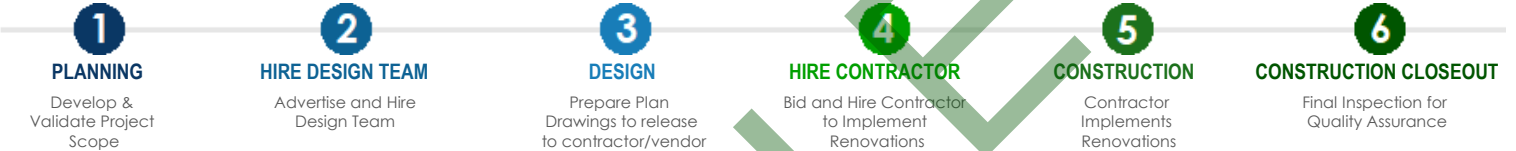
Location Num	2031
Board District	7
Board Member	Nora Rupert
ADEFP Budget*	\$212,000
Total Facilities Budget	\$100,000

***NOTE** This quarter reflects the Adopted District Educational Facilities Plan total budget as approved by SBBC in September 2019. This budget includes Technology improvements and Musical Instruments Replacements which are not included in this section of the report.
 - All dates are based on calendar year. SMART funded projects are included. Only
 - Projects without expenditures to date may not show up in the "Financially Active Project Detail Schedule".

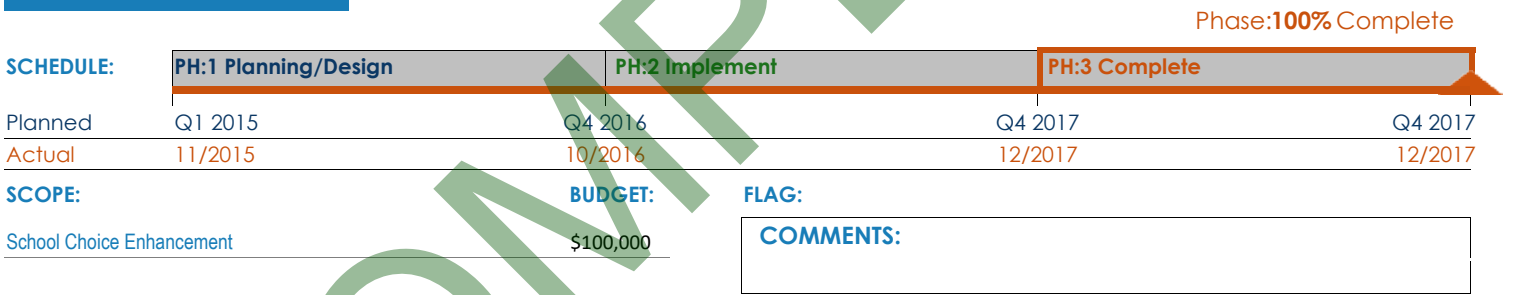
PRIMARY PROJECTS CURRENT STATUS: N/A

School Choice Enhancements: COMPLETED 12/2017 - Voting completed 10/11/16. Reconstructing of Room 202 is completed. Technology items and outdoor furniture delivered and installed 02/2017. Recordex delivered 03/2017. Wall wraps delivered 12/2017.

SMART Facilities Update By Project



School Choice Enhancements*



*SCEP projects follows a three-phase design process that begins with planning/design, followed by implementation and finally completion when all items have been delivered and installed.



Davie Elementary School

7025 SW 39 STREET, DAVIE 33314

Location Num	2801
Board District	6
Board Member	Laurie Rich Levinson
ADEFP Budget*	\$5,536,700
Total Facilities Budget	\$5,196,700

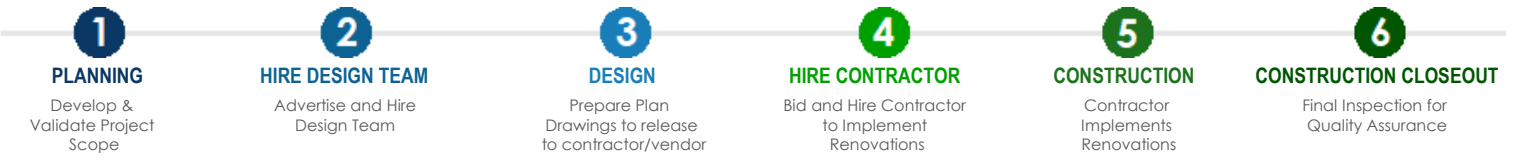
***NOTE** This quarter reflects the Adopted District Educational Facilities Plan total budget as approved by SBBC in September 2019. This budget includes Technology improvements and Musical Instruments Replacements which are not included in this section of the report.
 - All dates are based on calendar year. SMART funded projects are included. Only
 - Projects without expenditures to date may not show up in the "Financially Active Project Detail Schedule".

PRIMARY PROJECTS CURRENT STATUS: **Construction**

Primary Renovation: Construction in progress. Submittals and shop drawings are being assembled.

School Choice Enhancements: COMPLETED 02/2020 - Voting authorized 2/21/2018 - Voting completed 3/30/18 - (50) Laptops, (25) Desktops, (2) Earthwalk carts, (8) Printers, Reading tables, Cafeteria system upgrades, stage curtains, teacher lounge upgrade, classroom rugs, and (3) Recordex delivered and installed 09/2018. Teacher lounge updates - (Conference table, cabinets, presentation board, 2 leather seating, 6 black leather chairs, 5 leather fabric) delivered 06/2019. (4) iPads delivered 10/2019. (6) HDMI cables delivered 02/2020.

SMART Facilities Update By Project



Primary Renovation

Phase: **1% Complete**

SCHEDULE: (Calendar Year)	1: Planning	2: Hire A/E	3: Design	4: Hire Contractor	5: Construction	6: Closeout
Planned	Q4 2016	Q1 2017	Q4 2017	Q2 2018	Q4 2018	Q4 2019
New Planned	Q4 2016	Q1 2017	Q4 2017	Q2 2019	Q3 2019	Q4 2020
Actual/Forecast	11/18/2016	3/13/2017	8/28/2017	4/11/2019	5/20/2020	8/29/2021

SCOPE:	BUDGET:
Additional Funding - Board Approved 03/03/20 (JJ-2)	\$2,220,700
Bldg Envelope Impr. (Roof, Window, Ext Wall, etc.)	\$1,074,000
Fire Sprinklers	\$685,000
HVAC Improvements	\$809,000
Media Center improvements	\$235,000
Safety / Security Upgrade	\$73,000

FLAG: S - Delay Possible

COMMENTS:
 Original contractual date of substantial completion is 8/29/2021. Project is currently on pace. Delay Reason: The project was delayed three quarters due to the required roofing reality check. Remedy: Notice to Proceed is being executed.

FLAG KEY: S=Schedule B= Budget

S-Project Delayed=Schedule: Project has missed the planned milestone date for progressing to the next phase in the process.

S-Delay Possible=Schedule: Reflects a possibility of the project missing the planned milestone date for progressing to next phase in the process.

B=Budget: reflects a need for board approved increase in funding based on bid and/or change order results.

Davie Elementary School

SMART Facilities Update by Project Cont.

School Choice Enhancements*

Phase: **100%** Complete

SCHEDULE:	PH:1 Planning/Design	PH:2 Implement	PH:3 Complete
Planned	Q4 2016	Q1 2018	Q1 2020
Actual	12/2016	03/2018	02/2020

SCOPE:	BUDGET:	FLAG:
School Choice Enhancement	\$100,000	COMMENTS:

*SCEP projects follows a three-phase design process that begins with planning/design, followed by implementation and finally completion when all items have been delivered and installed.



Deerfield Beach Elementary School

650 NE 1 STREET, DEERFIELD BEACH 33441

Location Num	0011
Board District	7
Board Member	Nora Rupert
ADEFP Budget*	\$6,053,445
Total Facilities Budget	\$5,711,445

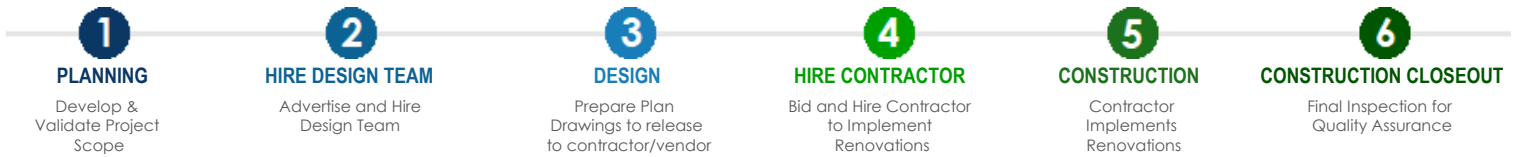
***NOTE** This quarter reflects the Adopted District Educational Facilities Plan total budget as approved by SBBC in September 2019. This budget includes Technology improvements and Musical Instruments Replacements which are not included in this section of the report.
 - All dates are based on calendar year. SMART funded projects are included. Only
 - Projects without expenditures to date may not show up in the "Financially Active Project Detail Schedule".

PRIMARY PROJECTS CURRENT STATUS: Hire Contractor

Primary Renovation: Contractor procurement in progress. Board approval to award has been received. Pending execution of the Notice to Proceed.

School Choice Enhancements: COMPLETED 05/2020 - Voting completed 3/21/17. Fence around the butterfly garden installed, Tables and Stools delivered on 11/2018. (2) bookcases on order. Outdoor Classroom permitted on 05/2018 - plan change approved 12/2018; construction began 1/14/2019; construction completed 03/2019. (15) 8x12 classroom rugs delivered 03/2020. (301) chairs delivered 05/2020.

SMART Facilities Update By Project



Primary Renovation

Phase: **90% Complete**

SCHEDULE: (Calendar Year)	1: Planning	2: Hire A/E	3: Design	4: Hire Contractor	5: Construction	6: Closeout
Planned	Q3 2016	Q4 2016	Q3 2017	Q2 2018	Q4 2018	Q4 2019 / Q1 2020
New Planned	Q3 2016	Q4 2016	Q3 2017	Q1 2019	Q3 2019	Q4 2020 / Q4 2020
Actual/Forecast	9/12/2016	10/18/2016	5/12/2017	2/6/2019	Q3 2020	

SCOPE:	BUDGET:
Bldg Envelope Impr. (Roof, Window, Ext Wall, etc.)	\$369,000
Deduction of Funding - Board Approved 4/14/20 (9)	(\$622,000)
Fire Alarm	\$294,000
Fire Sprinklers	\$725,000
HVAC Improvements	\$529,000
Lead Base Paint Abatement	\$326,445
Media Center improvements	\$378,000
Renovations to Building 1 (Historic)	\$2,862,000
Replacement of wood windows at Building #1 - Auditorium.	\$750,000

FLAG: SB - Project Delayed

COMMENTS:

Reason: Delays have occurred in the Bid and Award phase. The window replacement and lead based paint abatement is being included in the bid documents. The project was delayed twice during the bid advertisement due to advertisement extension caused by necessary responses to RFIs that would ensure the quality of bidding. Remedy: Pending execution of the Notice to Proceed. Budget: A deduction in project funding of \$622,000 was approved by the Board on 4/14/2020 in conjunction with the approval to award the construction agreement.

FLAG KEY: S=Schedule B= Budget

S-Project Delayed=Schedule: Project has missed the planned milestone date for progressing to the next phase in the process.

S-Delay Possible=Schedule: Reflects a possibility of the project missing the planned milestone date for progressing to next phase in the process.

B=Budget: reflects a need for board approved increase in funding based on bid and/or change order results.

Deerfield Beach Elementary School

SMART Facilities Update by Project Cont.

School Choice Enhancements*

Phase: **100%** Complete

SCHEDULE:	PH:1 Planning/Design	PH:2 Implement	PH:3 Complete
Planned	Q1 2015	Q1 2017	Q2 2020
Actual	11/2015	03/2017	05/2020

SCOPE:	BUDGET:	FLAG:
School Choice Enhancement	\$100,000	COMMENTS:

*SCEP projects follows a three-phase design process that begins with planning/design, followed by implementation and finally completion when all items have been delivered and installed.



Deerfield Beach High School

910 SW 15 STREET, DEERFIELD BEACH 33441

Location Num	1711
Board District	7
Board Member	Nora Rupert
ADEFP Budget*	\$13,950,000
Total Facilities Budget	\$12,907,000

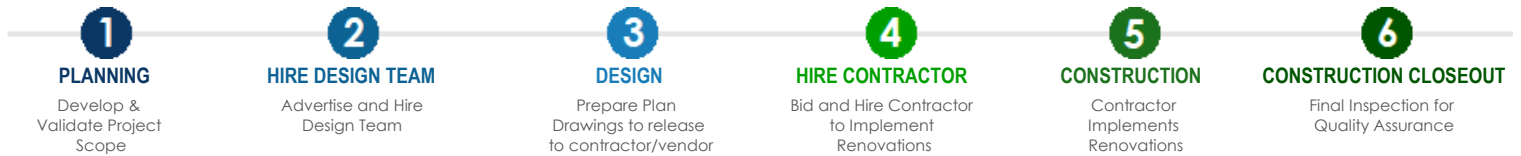
***NOTE** This quarter reflects the Adopted District Educational Facilities Plan total budget as approved by SBBC in September 2019. This budget includes Technology improvements and Musical Instruments Replacements which are not included in this section of the report.
 - All dates are based on calendar year. SMART funded projects are included. Only
 - Projects without expenditures to date may not show up in the "Financially Active Project Detail Schedule".

PRIMARY PROJECTS CURRENT STATUS: Hire Contractor

Primary Renovation - Phase 1: Contractor procurement in progress. Bid opening has taken place. Pending Board approval to award.
 Primary Renovation - Phase 2: Design Scope Validation in progress.

School Choice Enhancements: Kick-off meeting held 12/6/2019. Ballot reviewed, in compliance 4/29/2019. Voting results received 9/19/2019. Aiphone at the Single Point of Entry, (2) Gym scoreboards, Gator on order. NTP for installation of scoreboards in progress.

SMART Facilities Update By Project



Primary Renovation - Phase 1

Phase: **25% Complete**

SCHEDULE: (Calendar Year)	1: Planning	2: Hire A/E	3: Design	4: Hire Contractor	5: Construction	6: Closeout
Planned	Q4 2015	Q1 2016	Q4 2016	Q2 2017	Q4 2017	Q1 2019
New Planned	Q4 2015	Q1 2016	Q4 2016	Q1 2019	Q2 2019	Q4 2020
Actual/Forecast	11/5/2015	1/20/2016	10/19/2016	1/8/2020	Q3 2020	

SCOPE:	BUDGET:
Fire Sprinklers	\$22,000
Roof Repairs and HVAC	\$8,617,899

FLAG: S - Project Delayed

COMMENTS:
 Reason: Delays have occurred during the permitting process. The design firm was non-responsive after the second submission was reviewed and the Building Department provided comments.
 Remedy: The Letter of Recommendation to Permit has been received. Delays from the design phase are not forecasted to be recovered.

FLAG KEY: S=Schedule B= Budget

S-Project Delayed=Schedule: Project has missed the planned milestone date for progressing to the next phase in the process.

S-Delay Possible=Schedule: Reflects a possibility of the project missing the planned milestone date for progressing to next phase in the process.

B=Budget: reflects a need for board approved increase in funding based on bid and/or change order results.

Deerfield Beach High School

SMART Facilities Update by Project Cont.

Primary Renovation - Phase 2

Phase: **5% Complete**

SCHEDULE: (Calendar Year)	1: Planning	2: Hire A/E	3: Design	4: Hire Contractor	5: Construction	6: Closeout
Planned	Q1 2018	Q2 2018	Q1 2019	Q3 2019	Q1 2020	Q4 2020
New Planned	Q1 2018	Q2 2018	Q2 2019	Q4 2020	Q1 2021	Q3 2022
Actual/Forecast	11/13/2017	12/13/2017	6/7/2020	Q2 2021		

SCOPE:	BUDGET:
Bldg Envelope Impr. (Roof, Window, Ext Wall, etc.)	\$836,000
Electrical Improvements	\$303,000
Media Center improvements	\$688,000
Safety / Security Upgrade	\$114,000
STEM Lab improvements	\$1,971,000

FLAG: S - Delay Possible

COMMENTS:
Reason: Delays occurred due to additional review of the delivery method and Board approval to perform the project using CMAR services. Remedy: Authorization to Proceed has been executed and the design has begun.

HVAC Improvements

Phase: **100% Complete**

SCHEDULE: (Calendar Year)	1: Planning	2: Hire A/E	3: Design	4: Hire Contractor	5: Construction	6: Closeout
Planned	N/A	N/A	N/A	N/A	N/A	N/A
Actual/Forecast	N/A	N/A	N/A	N/A	7/1/2016	8/1/2016

SCOPE:	BUDGET:
Roof Repairs and HVAC - Cooling tower replacement	\$134,101

FLAG:

COMMENTS:

Weight Room

Phase: **100% Complete**

SCHEDULE: (Calendar Year)	1: Planning	2: Hire A/E	3: Design	4: Hire Contractor	5: Construction	6: Closeout
Planned	Q4 2017	Q4 2017	Q4 2017	Q2 2018	Q2 2018	Q3 2018
Actual/Forecast	12/31/2017	1/17/2018	2/5/2018	5/31/2018	6/1/2018	11/19/2018

SCOPE:	BUDGET:
Weight Room Renovation	\$121,000

FLAG:

COMMENTS:

FLAG KEY: S=Schedule B= Budget

S-Project Delayed=Schedule: Project has missed the planned milestone date for progressing to the next phase in the process.

S-Delay Possible=Schedule: Reflects a possibility of the project missing the planned milestone date for progressing to next phase in the process.

B=Budget: reflects a need for board approved increase in funding based on bid and/or change order results.

Deerfield Beach High School

SMART Facilities Update by Project Cont.

School Choice Enhancements*

Phase: **10%** Complete

SCHEDULE:	PH:1 Planning/Design	PH:2 Implement	PH:3 Complete
Planned	Q4 2018	Q3 2019	TBD
Actual	11/2018	09/2019	TBD

SCOPE:

School Choice Enhancement

BUDGET:

\$100,000

FLAG:

COMMENTS:

Planned dates shown as TBD will be provided after all items have been ordered and funds allocated.

*SCEP projects follows a three-phase design process that begins with planning/design, followed by implementation and finally completion when all items have been delivered and installed.



Deerfield Beach Middle School

701 SE 6 AVENUE, DEERFIELD BEACH 33441

Location Num	0911
Board District	7
Board Member	Nora Rupert
ADEFP Budget*	\$4,757,000
Total Facilities Budget	\$4,433,000

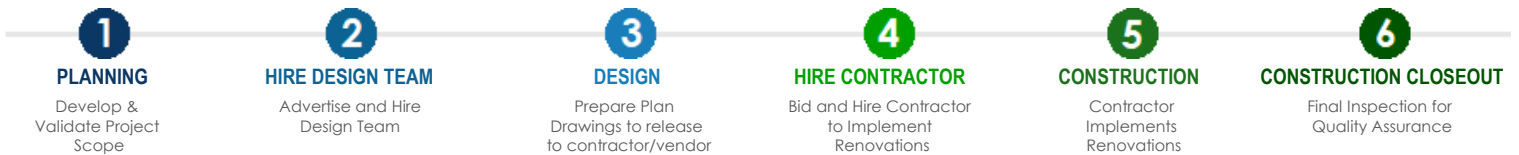
***NOTE** This quarter reflects the Adopted District Educational Facilities Plan total budget as approved by SBBC in September 2019. This budget includes Technology improvements and Musical Instruments Replacements which are not included in this section of the report.
 - All dates are based on calendar year. SMART funded projects are included. Only
 - Projects without expenditures to date may not show up in the "Financially Active Project Detail Schedule".

PRIMARY PROJECTS CURRENT STATUS: Hire Design Team

Primary Renovation: Authorization to Proceed is on hold pending the hiring of the CMAR contractor. Scope Validation has been completed. The project has moved back to Designer Procurement until the new ATP has been executed. The project design will then continue from where it left off.

School Choice Enhancements: Ballot approved for voting; voting authorized 5/22/2019. Voting completed 6/6/2019. Broadcasting equipment delivered 11/2019. (32) High student desks, (46) Armless chairs, (7) table tops, (7) flip down table base, (1) teachers desk and (4) Colison tables for STEM Lab room and more furniture for Room 212 Medical and Rooms 301E - 301F - 302, (4) Zenergy stools, (16) armless chairs delivered 12/2019. (3) Makerbot 3D Printers delivered 03/2020. (4) Pressure Kits, window wraps, Washer and Dryer on order.

SMART Facilities Update By Project



Primary Renovation

Phase: **99% Complete**

SCHEDULE: (Calendar Year)	1: Planning	2: Hire A/E	3: Design	4: Hire Contractor	5: Construction	6: Closeout
Planned	Q1 2018	Q2 2018	Q1 2019	Q3 2019	Q2 2020	Q4 2020
New Planned	Q1 2018	Q2 2018	Q2 2019	Q4 2020	Q3 2021	Q4 2022
Actual/Forecast	9/28/2017	6/27/2018	Q3 2020			

SCOPE:	BUDGET:
Bldg Envelope Impr. (Roof, Window, Ext Wall, etc.)	\$2,227,000
Fire Alarm	\$461,000
Fire Sprinklers	\$632,000
HVAC Improvements	\$714,000
Media Center improvements	\$299,000

FLAG: S - Project Delayed

COMMENTS:
 Reason: Delays occurred due to additional review of the delivery method and Board approval to perform the project using CMAR services. Remedy: Board approval of the CM firm has taken place. Pending execution of the ATP.

FLAG KEY: S=Schedule B= Budget

S-Project Delayed=Schedule: Project has missed the planned milestone date for progressing to the next phase in the process.

S-Delay Possible=Schedule: Reflects a possibility of the project missing the planned milestone date for progressing to next phase in the process.

B=Budget: reflects a need for board approved increase in funding based on bid and/or change order results.

Deerfield Beach Middle School

SMART Facilities Update by Project Cont.

School Choice Enhancements*

Phase: **89% Complete**

SCHEDULE:	PH:1 Planning/Design	PH:2 Implement	PH:3 Complete
Planned	Q4 2018	Q2 2019	TBD
Actual	11/2018	06/2019	TBD

SCOPE:

School Choice Enhancement

BUDGET:

\$100,000

FLAG:

COMMENTS:

Planned dates shown as TBD will be provided after all items have been ordered and funds allocated.

*SCEP projects follows a three-phase design process that begins with planning/design, followed by implementation and finally completion when all items have been delivered and installed.



Deerfield Park Elementary School

650 SW 3 AVENUE, DEERFIELD BEACH 33441

Location Num	0391
Board District	7
Board Member	Nora Rupert
ADEFP Budget*	\$6,585,840
Total Facilities Budget	\$6,324,840

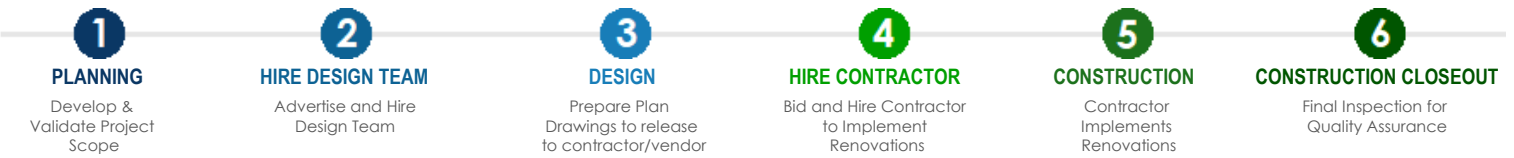
***NOTE** This quarter reflects the Adopted District Educational Facilities Plan total budget as approved by SBBC in September 2019. This budget includes Technology improvements and Musical Instruments Replacements which are not included in this section of the report.
 - All dates are based on calendar year. SMART funded projects are included. Only
 - Projects without expenditures to date may not show up in the "Financially Active Project Detail Schedule".

PRIMARY PROJECTS CURRENT STATUS: Hire Contractor

Primary Renovation: Contractor procurement in progress. Board approval to award has taken place. Pending execution of the Notice to Proceed.

School Choice Enhancements: Voting completed 10/11/2018. Marquee permitted 7/19/2019; pre-construction meeting held 10/17/2019; installation complete 05/2020. Proposals for the TVs and production studio are being coordinated.

SMART Facilities Update By Project



Primary Renovation

Phase: **70% Complete**

SCHEDULE: (Calendar Year)	1: Planning	2: Hire A/E	3: Design	4: Hire Contractor	5: Construction	6: Closeout
Planned	Q3 2017	Q4 2017	Q3 2018	Q1 2019	Q4 2019	Q3 2020
New Planned	Q3 2017	Q4 2017	Q3 2018	Q1 2019	Q3 2019	Q3 2020
Actual/Forecast	5/1/2017	7/18/2017	1/8/2018	3/4/2019	Q3 2020	

SCOPE:	BUDGET:
Additional Funding - Board Approved 05/19/20 (JJ-21)	\$984,840
Bldg Envelope Impr. (Roof, Window, Ext Wall, etc.)	\$1,236,000
Fire Alarm	\$293,000
Fire Sprinklers	\$808,000
HVAC Improvements	\$2,893,000
PE/Athletic Improvements	\$10,000

FLAG: SB - Project Delayed

COMMENTS:

Funding Year 1 thru 3 projects are to take priority for advertisement of bid. The project is funded under Year 4 and was advertised after the available funding Year 1 thru 3 projects were advertised. Budget: Additional funding of \$984,840 was approved by the Board on 5/19/2020 in conjunction with the approval to award the construction agreement.

FLAG KEY: S=Schedule B= Budget

S-Project Delayed=Schedule: Project has missed the planned milestone date for progressing to the next phase in the process.

S-Delay Possible=Schedule: Reflects a possibility of the project missing the planned milestone date for progressing to next phase in the process.

B=Budget: reflects a need for board approved increase in funding based on bid and/or change order results.

Deerfield Park Elementary School

SMART Facilities Update by Project Cont.

School Choice Enhancements*

Phase: **34%** Complete

SCHEDULE:	PH:1 Planning/Design	PH:2 Implement	PH:3 Complete
Planned	Q4 2017	Q3 2018	TBD
Actual	11/2017	10/2018	TBD

SCOPE:

School Choice Enhancement

BUDGET:

\$100,000

FLAG:

COMMENTS:

Planned dates shown as TBD will be provided after all items have been ordered and funds allocated.

*SCEP projects follows a three-phase design process that begins with planning/design, followed by implementation and finally completion when all items have been delivered and installed.



Dillard 6-12 School

2501 NW 11 STREET, FORT LAUDERDALE 33311

Location Num	0371
Board District	5
Board Member	Dr. Rosalind Osgood
ADEFP Budget*	\$8,929,232
Total Facilities Budget	\$8,179,232

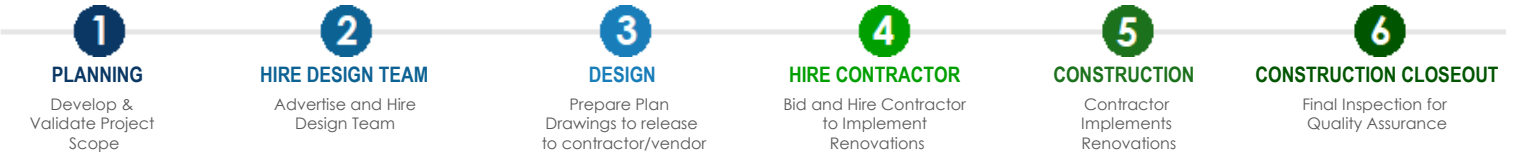
***NOTE** This quarter reflects the Adopted District Educational Facilities Plan total budget as approved by SBBC in September 2019. This budget includes Technology improvements and Musical Instruments Replacements which are not included in this section of the report.
 - All dates are based on calendar year. SMART funded projects are included. Only
 - Projects without expenditures to date may not show up in the "Financially Active Project Detail Schedule".

PRIMARY PROJECTS CURRENT STATUS: **Construction**

Primary Renovation: Construction in progress. Site lighting installation requires concrete light pole repairs prior to inspection approval. HVAC in Building 8 is in progress. Exit signage installation is complete. Chiller installation at Building 12 is complete with minor details remaining. Buildings 3 and 9 power supply installation is in progress.

School Choice Enhancements: COMPLETED 03/2020 - Voting completed 9/25/17 - Poster Maker and 3D Printer delivered and training completed 11/2017. Student laptops, and chairs delivered 12/2017. Additional furniture and golf carts delivered 01/2018. Additional chairs delivered 03/2018. Marquee permitted 08/18 and sign is in fabrication. Marquee Pre-construction meeting held 10/9/2018; Art work confirmed by the school 1/31/2019. Marquee installation completed 05/2019.

SMART Facilities Update By Project



Primary Renovation

Phase: **42% Complete**

SCHEDULE: (Calendar Year)	1: Planning	2: Hire A/E	3: Design	4: Hire Contractor	5: Construction	6: Closeout
Planned	Q1 2016	Q2 2016	Q4 2016	Q4 2017	Q1 2018	Q1 2019
New Planned	Q1 2016	Q2 2016	Q4 2016	Q1 2019	Q2 2019	Q1 2021
Actual/Forecast	2/24/2016	5/3/2016	12/13/2016	12/21/2018	5/3/2019	11/24/2020

SCOPE:	BUDGET:
Additional Funding - Board Approved 4/23/19 (JJ-2)	\$4,266,232
Bldg Envelope Impr. (Roof, Window, Ext Wall, etc.)	\$2,441,000
Electrical Improvements	\$522,000
Fire Sprinklers	\$375,000
HVAC Improvements	\$282,000
Safety / Security Upgrade	\$72,000

FLAG:
COMMENTS:
 Original contractual date of substantial completion is 11/24/2020. Project is currently on pace.

FLAG KEY: S=Schedule B= Budget

S-Project Delayed=Schedule: Project has missed the planned milestone date for progressing to the next phase in the process.

S-Delay Possible=Schedule: Reflects a possibility of the project missing the planned milestone date for progressing to next phase in the process.

B=Budget: reflects a need for board approved increase in funding based on bid and/or change order results.

Dillard 6-12 School

SMART Facilities Update by Project Cont.

Weight Room

Phase: **100%** Complete

SCHEDULE: (Calendar Year)	1: Planning	2: Hire A/E	3: Design	4: Hire Contractor	5: Construction	6: Closeout
Planned	Q1 2017	Q1 2017	Q3 2017	Q3 2017	Q3 2017	Q4 2017
Actual/Forecast	3/3/2017	3/10/2017	8/17/2017	8/18/2017	8/23/2017	12/15/2017

SCOPE: Weight Room Renovation	BUDGET: \$121,000	FLAG: COMMENTS:
---	-----------------------------	----------------------------------

School Choice Enhancements*

Phase: **99%** Complete

SCHEDULE:	PH:1 Planning/Design	PH:2 Implement	PH:3 Complete
Planned	Q1 2015	Q3 2017	Q1 2020
Actual	11/2015	09/2017	03/2020

SCOPE: School Choice Enhancement	BUDGET: \$100,000	FLAG: COMMENTS: All items approved by voting process have been delivered and installed. School is determining how to spend the remaining contingency portion of the SCEP funding.
--	-----------------------------	---

*SCEP projects follows a three-phase design process that begins with planning/design, followed by implementation and finally completion when all items have been delivered and installed.



Dillard Elementary School

2330 NW 12 COURT, FORT LAUDERDALE 33311

Location Num	0271
Board District	5
Board Member	Dr. Rosalind Osgood
ADEFP Budget*	\$1,900,000
Total Facilities Budget	\$1,777,000

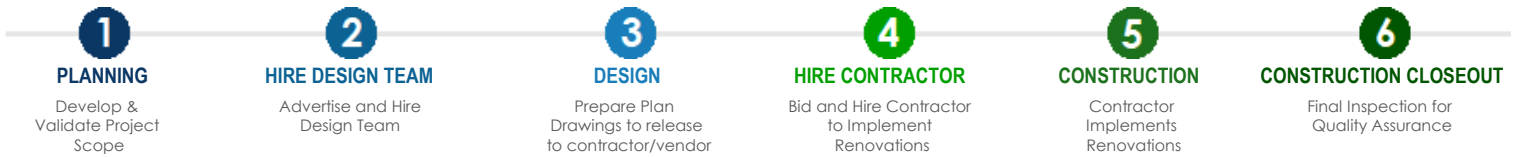
***NOTE** This quarter reflects the Adopted District Educational Facilities Plan total budget as approved by SBBC in September 2019. This budget includes Technology improvements and Musical Instruments Replacements which are not included in this section of the report.
 - All dates are based on calendar year. SMART funded projects are included. Only
 - Projects without expenditures to date may not show up in the "Financially Active Project Detail Schedule".

PRIMARY PROJECTS CURRENT STATUS: Hire Contractor

Primary Renovation: Contractor procurement in progress. Board approval to reject the bids has taken place. Pending readvertisement for bids.

School Choice Enhancements: Voting completed 6/14/18 - Outdoor mats, classroom rugs, (2) flat screen TVs, Window Wraps and Custodial Equipment delivered and installed 08/2018. (10) Two-way radios delivered 09/2018. Golf Cart accessories and stage curtains installed 10/2018. Media Center Furniture TV and (22) Window wraps delivered 02/2019. Additional window wraps delivered 06/2019. (1) Used Golf Cart delivered 01/2020.

SMART Facilities Update By Project



Primary Renovation

Phase: **25% Complete**

SCHEDULE: (Calendar Year)	1: Planning	2: Hire A/E	3: Design	4: Hire Contractor	5: Construction	6: Closeout
Planned	Q1 2017	Q2 2017	Q1 2018	Q3 2018	Q2 2019	Q1 2020
New Planned	Q1 2017	Q2 2017	Q1 2018	Q3 2019	Q1 2020	Q1 2021
Actual/Forecast	4/1/2017	6/22/2017	12/19/2017	4/9/2019	Q1 2021	

SCOPE:	BUDGET:
Bldg Envelope Impr. (Roof, Window, Ext Wall, etc.)	\$851,000
HVAC Improvements	\$672,000

FLAG: S - Project Delayed

COMMENTS:
 Reason: Delays have occurred during bid and award. Funding Year 1 thru 3 projects are to take priority for advertisement of bid.
 Remedy: The project is funded under Year 4 and was advertised after the available funding Year 1 thru 3 projects were advertised. Bids have been rejected due to cost discrepancies. Re-advertisement of bids is pending.

FLAG KEY: S=Schedule B= Budget

S-Project Delayed=Schedule: Project has missed the planned milestone date for progressing to the next phase in the process.

S-Delay Possible=Schedule: Reflects a possibility of the project missing the planned milestone date for progressing to next phase in the process.

B=Budget: reflects a need for board approved increase in funding based on bid and/or change order results.

Dillard Elementary School

SMART Facilities Update by Project Cont.

HVAC Improvements

Phase: **100%** Complete

SCHEDULE: (Calendar Year)	1: Planning	2: Hire A/E	3: Design	4: Hire Contractor	5: Construction	6: Closeout	
Planned	N/A	N/A	N/A	N/A	N/A	N/A	N/A
Actual/Forecast	N/A	N/A	N/A	N/A	N/A	N/A	N/A

SCOPE: HVAC Improvements - Chiller Replacement	BUDGET: \$154,000	FLAG: COMMENTS:
--	-----------------------------	----------------------------------

School Choice Enhancements*

Phase: **93%** Complete

SCHEDULE:	PH:1 Planning/Design	PH:2 Implement	PH:3 Complete	
Planned	Q4 2017	Q2 2018	TBD	TBD
Actual	11/2017	06/2018		

SCOPE: School Choice Enhancement	BUDGET: \$100,000	FLAG: COMMENTS: Planned dates shown as TBD will be provided after all items have been ordered and funds allocated.
--	-----------------------------	--

*SCEP projects follows a three-phase design process that begins with planning/design, followed by implementation and finally completion when all items have been delivered and installed.



Discovery Elementary School

8800 NW 54 COURT, SUNRISE 33351

Location Num	3962
Board District	5
Board Member	Dr. Rosalind Osgood
ADEFP Budget*	\$613,000
Total Facilities Budget	\$250,000

***NOTE** This quarter reflects the Adopted District Educational Facilities Plan total budget as approved by SBBC in September 2019. This budget includes Technology improvements and Musical Instruments Replacements which are not included in this section of the report.
- All dates are based on calendar year. SMART funded projects are included. Only
- Projects without expenditures to date may not show up in the "Financially Active Project Detail Schedule".

PRIMARY PROJECTS CURRENT STATUS: Complete

Primary Renovation: Test and Balance services is completed by a licensed contractor without standard design services. Test and Balance report submitted. Final repairs are pending prior to completion of the project.

School Choice Enhancements: Voting completed 6/8/16. PE equipment, classroom carpets and books delivered 09/2016. Stage curtains, furniture, two portable sound systems delivered 11/2016. Cabinets, podiums, outdoor benches and tables delivered 03/2017. Tricaster delivered 06/2017. TVs delivered 12/2017. Cafeteria Sound System and projector delivered and installed 02/2018. Murals completed 12/2018. (2) golf carts delivered 01/2020. Front office furniture and fabric for chairs on order.

SMART Facilities Update By Project



Primary Renovation

Phase: **10% Complete**

SCHEDULE: (Calendar Year)	1: Planning	2: Hire A/E	3: Design	4: Hire Contractor	5: Construction	6: Closeout
Planned	Q3 2018	N/A	N/A	Q4 2019	Q2 2020	Q3 2020
New Planned	Q3 2018	N/A	N/A	Q4 2019	Q2 2020	Q3 2020
Actual/Forecast	5/1/2017	N/A	N/A	5/29/2018	10/1/2018	3/27/2020

SCOPE: HVAC Improvements
BUDGET: \$150,000

FLAG:
COMMENTS:

School Choice Enhancements*

Phase: **90% Complete**

SCHEDULE:	PH:1 Planning/Design	PH:2 Implement	PH:3 Complete
Planned	Q1 2015	Q2 2016	TBD
Actual	11/2015	06/2016	

SCOPE: School Choice Enhancement
BUDGET: \$100,000

FLAG:
COMMENTS:
Pending delivery of furniture. Planned dates shown as TBD will be provided after all items have been ordered and funds allocated.

*SCEP projects follows a three-phase design process that begins with planning/design, followed by implementation and finally completion when all items have been delivered and installed.

FLAG KEY: S=Schedule B= Budget

S-Project Delayed=Schedule: Project has missed the planned milestone date for progressing to the next phase in the process.

S-Delay Possible=Schedule: Reflects a possibility of the project missing the planned milestone date for progressing to next phase in the process.

B=Budget: reflects a need for board approved increase in funding based on bid and/or change order results.



Dolphin Bay Elementary School

16450 MIRAMAR PARKWAY, MIRAMAR 33027

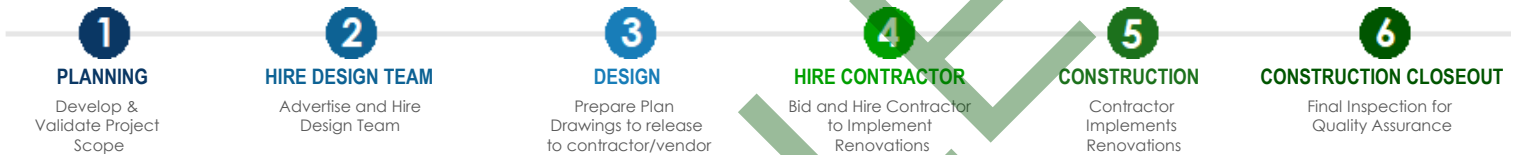
Location Num	3751
Board District	2
Board Member	Patricia Good
ADEFP Budget*	\$307,000
Total Facilities Budget	\$100,000

***NOTE** This quarter reflects the Adopted District Educational Facilities Plan total budget as approved by SBBC in September 2019. This budget includes Technology improvements and Musical Instruments Replacements which are not included in this section of the report.
 - All dates are based on calendar year. SMART funded projects are included. Only
 - Projects without expenditures to date may not show up in the "Financially Active Project Detail Schedule".

PRIMARY PROJECTS CURRENT STATUS: N/A

School Choice Enhancements: COMPLETED 04/2019 - Voting completed 3/24/17. Projectors delivered 05/2017. Morning Announcement Studio Equipment, Recordex, Laptops delivered 8/2017. Playground upgrades, new play equipment Pre-K installed 12/2018. (1) Laptop, (8) Projectors and (1) ThinkPad delivered 04/2019.

SMART Facilities Update By Project



School Choice Enhancements*

		Phase:100% Complete			
SCHEDULE:	PH:1 Planning/Design	PH:2 Implement	PH:3 Complete		
Planned	Q1 2015	Q1 2017	Q2 2018	Q2 2018	
Actual	11/2015	03/2017	04/2019	04/2019	
SCOPE:	BUDGET:		FLAG:		
School Choice Enhancement	\$100,000		COMMENTS:		

*SCEP projects follows a three-phase design process that begins with planning/design, followed by implementation and finally completion when all items have been delivered and installed.

FLAG KEY: S=Schedule B= Budget

S-Project Delayed=Schedule: Project has missed the planned milestone date for progressing to the next phase in the process.

S-Delay Possible=Schedule: Reflects a possibility of the project missing the planned milestone date for progressing to next phase in the process.

B=Budget: reflects a need for board approved increase in funding based on bid and/or change order results.



Dr. Martin Luther King, Jr. Montessori Academy

591 NW 31 AVENUE, LAUDERHILL 33311

Location Num	1611
Board District	5
Board Member	Dr. Rosalind Osgood
ADEFP Budget*	\$1,348,615
Total Facilities Budget	\$1,161,000

***NOTE** This quarter reflects the Adopted District Educational Facilities Plan total budget as approved by SBBC in September 2019. This budget includes Technology improvements and Musical Instruments Replacements which are not included in this section of the report.
 - All dates are based on calendar year. SMART funded projects are included. Only
 - Projects without expenditures to date may not show up in the "Financially Active Project Detail Schedule".

PRIMARY PROJECTS CURRENT STATUS: Complete

Primary Renovation: Project is in substantial completion. Close-out in progress.

School Choice Enhancements: COMPLETED 09/2019 - Voting completed 8/25/17. Interiors murals delivered 9/2016. Outdoor benches delivered 11/2016. Laptop computers, teachers' laptops, printers, Think Pads and Promethean boards delivered 01/2017. Marquee permit issued 12/27/2018; Marquee completed 03/2019. (1) Lenovo laptop delivered 09/2019.

SMART Facilities Update By Project



Primary Renovation

Phase: **35% Complete**

SCHEDULE: (Calendar Year)	1: Planning	2: Hire A/E	3: Design	4: Hire Contractor	5: Construction	6: Closeout
Planned	Q4 2016	Q4 2016	Q2 2017	Q3 2017	Q2 2018	Q1 2019
New Planned	Q4 2016	Q4 2016	Q2 2017	Q3 2017	Q4 2018	Q4 2019
Actual/Forecast	11/7/2016	11/7/2016	4/10/2017	10/3/2018	11/15/2018	3/30/2020

SCOPE:	BUDGET:	FLAG:
Bldg Envelope Impr. (Roof, Window, Ext Wall, etc.)	\$86,000	COMMENTS:
Fire Sprinklers	\$762,000	

HVAC Improvements

Phase: **100% Complete**

SCHEDULE: (Calendar Year)	1: Planning	2: Hire A/E	3: Design	4: Hire Contractor	5: Construction	6: Closeout
Planned	N/A	N/A	N/A	N/A	N/A	N/A
Actual/Forecast	N/A	N/A	N/A	N/A	N/A	3/21/2018

SCOPE:	BUDGET:	FLAG:
HVAC Improvements - Chiller Replacement	\$146,175	COMMENTS:
HVAC Improvements - Other	\$66,825	

FLAG KEY: S=Schedule B= Budget

S-Project Delayed=Schedule: Project has missed the planned milestone date for progressing to the next phase in the process.

S-Delay Possible=Schedule: Reflects a possibility of the project missing the planned milestone date for progressing to next phase in the process.

B=Budget: reflects a need for board approved increase in funding based on bid and/or change order results.

Dr. Martin Luther King, Jr. Montessori Academy

SMART Facilities Update by Project Cont.

School Choice Enhancements*

Phase: **100%** Complete

SCHEDULE:	PH:1 Planning/Design	PH:2 Implement	PH:3 Complete
Planned	Q1 2015	Q3 2016	Q1 2018
Actual	11/2015	08/2016	09/2019

SCOPE:	BUDGET:	FLAG:
School Choice Enhancement	\$100,000	COMMENTS:

*SCEP projects follows a three-phase design process that begins with planning/design, followed by implementation and finally completion when all items have been delivered and installed.



Driftwood Elementary School

2700 NW 69 AVENUE, HOLLYWOOD 33024

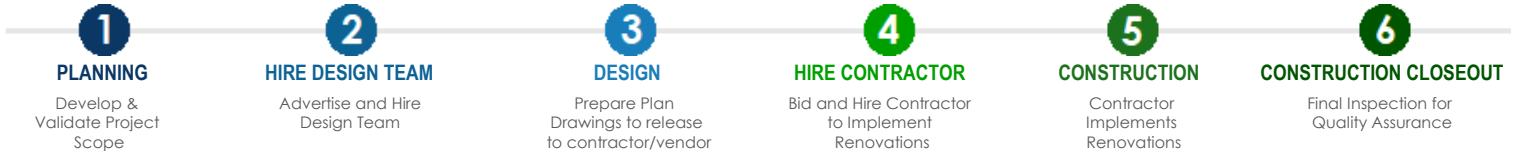
Location Num	0721
Board District	1
Board Member	Ann Murray
ADEFP Budget*	\$2,080,000
Total Facilities Budget	\$1,835,000

***NOTE** This quarter reflects the Adopted District Educational Facilities Plan total budget as approved by SBBC in September 2019. This budget includes Technology improvements and Musical Instruments Replacements which are not included in this section of the report.
 - All dates are based on calendar year. SMART funded projects are included. Only
 - Projects without expenditures to date may not show up in the "Financially Active Project Detail Schedule".

PRIMARY PROJECTS CURRENT STATUS: Design

Primary Renovation: 100% Construction Documents in progress. Addendum to Professional Service Agreement for supplemental services has been approved.
 School Choice Enhancements: Kick-off meeting held during SAC on 1/15/2019. Ballot Development in progress.

SMART Facilities Update By Project



Primary Renovation

Phase: **89% Complete**

SCHEDULE: (Calendar Year)	1: Planning	2: Hire A/E	3: Design	4: Hire Contractor	5: Construction	6: Closeout
Planned	Q1 2018	Q2 2018	Q1 2019	Q3 2019	Q2 2020	Q2 2020
New Planned	Q1 2018	Q2 2018	Q1 2019	Q4 2019	Q3 2020	Q2 2021
Actual/Forecast	7/1/2017	9/20/2017	5/3/2018	Q3 2020		

SCOPE:	BUDGET:
Bldg Envelope Impr. (Roof, Window, Ext Wall, etc.)	\$1,428,000
Fire Sprinklers	\$7,000
HVAC Improvements	\$300,000

FLAG: S - Project Delayed

COMMENTS:
 Reason: Delays have occurred during the design phase related to clarification in fire sprinkler scope of services and additional civil scope requirements. Remedy: Decision has been made on the fire sprinkler scope of work, and the civil scope of work has been added.

FLAG KEY: S=Schedule B= Budget

S-Project Delayed=Schedule: Project has missed the planned milestone date for progressing to the next phase in the process.

S-Delay Possible=Schedule: Reflects a possibility of the project missing the planned milestone date for progressing to next phase in the process.

B=Budget: reflects a need for board approved increase in funding based on bid and/or change order results.

Driftwood Elementary School

SMART Facilities Update by Project Cont.

School Choice Enhancements*

Phase: **25% Complete**

SCHEDULE:	PH:1 Planning/Design	PH:2 Implement	PH:3 Complete
Planned	Q4 2018	TBD	TBD
Actual	11/2018		

SCOPE:	BUDGET:	FLAG:
School Choice Enhancement	\$100,000	COMMENTS: Planned date for Implementation phase shown as TBD will be provided after voting process has been completed by the school community.

*SCEP projects follows a three-phase design process that begins with planning/design, followed by implementation and finally completion when all items have been delivered and installed.



Driftwood Middle School

2751 NW 70 TERRACE, HOLLYWOOD 33024

Location Num	0861
Board District	1
Board Member	Ann Murray
ADEFP Budget*	\$8,930,700
Total Facilities Budget	\$8,445,700

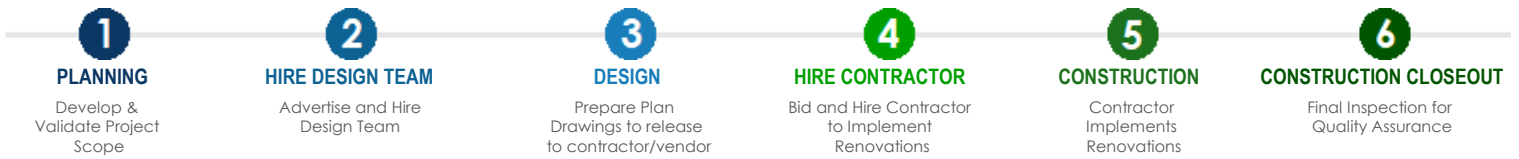
***NOTE** This quarter reflects the Adopted District Educational Facilities Plan total budget as approved by SBBC in September 2019. This budget includes Technology improvements and Musical Instruments Replacements which are not included in this section of the report.
 - All dates are based on calendar year. SMART funded projects are included. Only
 - Projects without expenditures to date may not show up in the "Financially Active Project Detail Schedule".

PRIMARY PROJECTS CURRENT STATUS: Hire Contractor

Primary Renovation: Contractor procurement in progress. Pending execution of the Notice to Proceed.

School Choice Enhancements: COMPLETE - Voting authorized 11/28/17 - Voting completed 1/31/18. Golf Carts delivered 04/2018. Indoor furniture for the computer lab, including tables, chairs, storage cabinets, bookcases, delivered 11/2018. Athletic equipment will be delivered once the floor in the weight room is replaced. (1) Vacuum delivered 4/2019. Athletic equipment delivered 9/2019.

SMART Facilities Update By Project



Primary Renovation

Phase: **75% Complete**

SCHEDULE: (Calendar Year)	1: Planning	2: Hire A/E	3: Design	4: Hire Contractor	5: Construction	6: Closeout
Planned	Q3 2016	Q3 2016	Q2 2017	Q1 2018	Q3 2018	Q4 2019
New Planned	Q3 2016	Q3 2016	Q2 2017	Q1 2019	Q3 2019	Q4 2020
Actual/Forecast	8/12/2016	9/20/2016	5/2/2017	8/7/2019	Q3 2020	

SCOPE:	BUDGET:
Additional Funding - Board Approved 04/21/20 (JJ-4)	\$2,801,700
Art Room Renovation and Equipment	\$85,000
Bldg Envelope Impr. (Roof, Window, Ext Wall, etc.)	\$2,332,000
Conversion of Existing Space to Music and/or Art Lab(s)	\$284,000
Electrical Improvements	\$675,000
Fire Sprinklers	\$18,000
HVAC Improvements	\$1,808,000
Media Center improvements	\$293,000
Safety / Security Upgrade	\$49,000

FLAG: SB - Project Delayed

COMMENTS:

Reason: Delays occurred during the permitting process in the design phase. The design firm has needed over 100 days to complete and resubmit the construction documents for permit. Remedy: The Letter of Recommendation to Permit has been received, and the project is progressing. Budget: Additional funding of \$2,801,700 was approved by the Board on 4/21/2020 in conjunction with the approval to award the construction agreement.

FLAG KEY: S=Schedule B= Budget

S-Project Delayed=Schedule: Project has missed the planned milestone date for progressing to the next phase in the process.

S-Delay Possible=Schedule: Reflects a possibility of the project missing the planned milestone date for progressing to next phase in the process.

B=Budget: reflects a need for board approved increase in funding based on bid and/or change order results.

Driftwood Middle School

SMART Facilities Update by Project Cont.

School Choice Enhancements*

Phase: **100%** Complete

SCHEDULE:	PH:1 Planning/Design	PH:2 Implement	PH:3 Complete
Planned	Q1 2016	Q1 2018	Q3 2019
Actual	01/2016	01/2018	09/2019

SCOPE:	BUDGET:	FLAG:
School Choice Enhancement	\$100,000	COMMENTS:

*SCEP projects follows a three-phase design process that begins with planning/design, followed by implementation and finally completion when all items have been delivered and installed.



Eagle Point Elementary School

100 INDIAN TRACE, WESTON 33326

Location Num	3461
Board District	6
Board Member	Laurie Rich Levinson
ADEFP Budget*	\$6,813,450
Total Facilities Budget	\$6,245,450

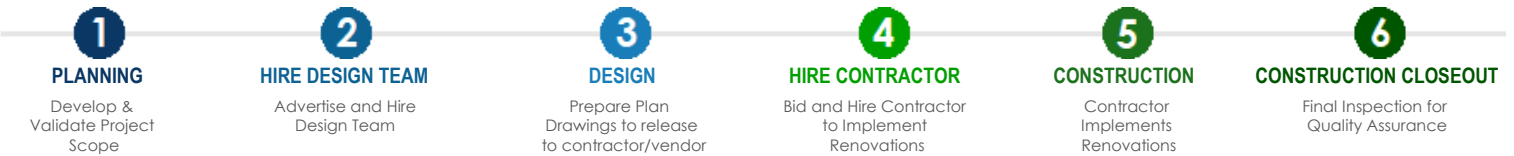
***NOTE** This quarter reflects the Adopted District Educational Facilities Plan total budget as approved by SBBC in September 2019. This budget includes Technology improvements and Musical Instruments Replacements which are not included in this section of the report.
 - All dates are based on calendar year. SMART funded projects are included. Only
 - Projects without expenditures to date may not show up in the "Financially Active Project Detail Schedule".

PRIMARY PROJECTS CURRENT STATUS: **Construction**

Primary Renovation: Construction in progress. Demolition has begun in Building 80. Roofing sub-permit is in review.

School Choice Enhancements: COMPLETED 01/2018 - Voting completed 1/11/16. Portable PA system delivered 12/2016. PIP rubber surfacing project completed 12/2016. Recordex ordered 8/2017, delivered 01/2018.

SMART Facilities Update By Project



Primary Renovation

Phase: **5% Complete**

SCHEDULE: (Calendar Year)	1: Planning	2: Hire A/E	3: Design	4: Hire Contractor	5: Construction	6: Closeout
Planned	Q1 2016	Q1 2016	Q3 2016	Q3 2017	Q1 2018	Q1 2019
New Planned	Q1 2016	Q1 2016	Q3 2016	Q2 2019	Q4 2019	Q1 2021
Actual/Forecast	1/6/2016	3/15/2016	9/26/2016	7/1/2019	5/20/2020	6/20/2021

SCOPE:	BUDGET:
Additional Funding - Board Approved 2/4/20 (JJ-1)	\$1,325,450
Art Room Renovation and Equipment	\$65,000
Bldg Envelope Impr. (Roof, Window, Ext Wall, etc.)	\$1,383,000
Conversion of Existing Space to Music and/or Art Lab(s)	\$339,000
Fire Alarm	\$50,000
HVAC Improvements	\$2,847,000
Music Room Renovation	\$136,000

FLAG: S - Delay Possible

COMMENTS:
 Original contractual date of substantial completion is 6/20/2021. Project is currently on pace. Reason: Minor delays have occurred during the design phase and bid and award phase. The design firm took an above average amount of submissions in order to receive a Letter of Recommendation to Permit. The project also required a roofing reality check which caused a delay. Remedy: Construction has begun and is forecasted to result in a five month delay of the entire project schedule.

FLAG KEY: S=Schedule B= Budget

S-Project Delayed=Schedule: Project has missed the planned milestone date for progressing to the next phase in the process.

S-Delay Possible=Schedule: Reflects a possibility of the project missing the planned milestone date for progressing to next phase in the process.

B=Budget: reflects a need for board approved increase in funding based on bid and/or change order results.

Eagle Point Elementary School

SMART Facilities Update by Project Cont.

School Choice Enhancements*

Phase: **100%** Complete

SCHEDULE:	PH:1 Planning/Design	PH:2 Implement	PH:3 Complete
Planned	Q1 2015	Q1 2016	Q4 2017
Actual	11/2015	01/2016	01/2018

SCOPE:	BUDGET:	FLAG:
School Choice Enhancement	\$100,000	COMMENTS:

*SCEP projects follows a three-phase design process that begins with planning/design, followed by implementation and finally completion when all items have been delivered and installed.



Eagle Ridge Elementary School

11500 WESTVIEW DRIVE, CORAL SPRINGS 33076

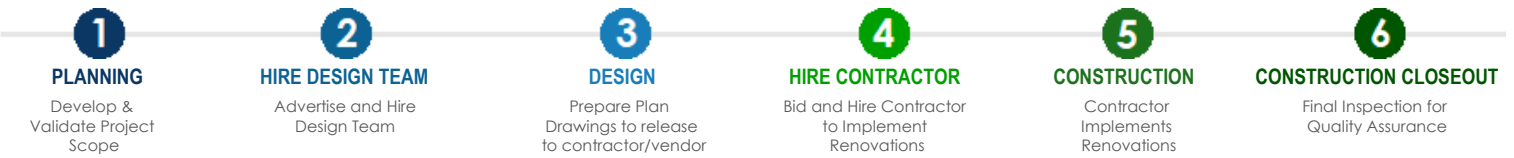
Location Num	3441
Board District	4
Board Member	Lori Alhadeff
ADEFP Budget*	\$3,718,383
Total Facilities Budget	\$3,406,383

***NOTE** This quarter reflects the Adopted District Educational Facilities Plan total budget as approved by SBBC in September 2019. This budget includes Technology improvements and Musical Instruments Replacements which are not included in this section of the report.
 - All dates are based on calendar year. SMART funded projects are included. Only
 - Projects without expenditures to date may not show up in the "Financially Active Project Detail Schedule".

PRIMARY PROJECTS CURRENT STATUS: **Construction**

Primary Renovation: Construction in progress. Substantial completion is pending an AC unit installed in one electrical room, training for Fire Alarm Panel maintenance and repair, and the final Mechanical and Fire inspections.
 School Choice Enhancements: COMPLETED 01/2018 - Voting completed 09/16. PIP resurfacing completed 01/2017. Morning show equipment delivered 01/2018.

SMART Facilities Update By Project



Primary Renovation

Phase: **99% Complete**

SCHEDULE: (Calendar Year)	1: Planning	2: Hire A/E	3: Design	4: Hire Contractor	5: Construction	6: Closeout
Planned	Q1 2016	Q2 2016	Q4 2016	Q3 2017	Q1 2018	Q1 2019
New Planned	Q1 2016	Q2 2016	Q4 2016	Q3 2017	Q1 2018	Q1 2019
Actual/Forecast	3/9/2016	5/17/2016	11/16/2016	11/16/2017	5/3/2018	7/30/2020

SCOPE:	BUDGET:
Additional Funding - Board Approved 03/20/18 (JJ-4)	\$1,047,383
Fire Alarm	\$294,000
HVAC Improvements	\$1,664,300

FLAG: S - Project Delayed

COMMENTS:
 Original contractual date of substantial completion is 7/29/2019.
 Reason: Delays occurred in Design, and Bid and Award that were not regained during construction. A change order is forthcoming to provide the contractor a time extension. Delays in construction were due to fire alarm scope changes required to comply with the new fire alarm requirements. These delays were not the contractor's fault.
 Update: Fire Alarm Panel training is required for PPO and a decision is pending on the installation requirements of an AC unit for one electrical room.

FLAG KEY: S=Schedule B= Budget

S-Project Delayed=Schedule: Project has missed the planned milestone date for progressing to the next phase in the process.

S-Delay Possible=Schedule: Reflects a possibility of the project missing the planned milestone date for progressing to next phase in the process.

B=Budget: reflects a need for board approved increase in funding based on bid and/or change order results.

Eagle Ridge Elementary School

SMART Facilities Update by Project Cont.

HVAC Improvements

Phase: **100%** Complete

SCHEDULE: (Calendar Year)	1: Planning	2: Hire A/E	3: Design	4: Hire Contractor	5: Construction	6: Closeout
Planned	N/A	N/A	N/A	N/A	N/A	N/A
Actual/Forecast	N/A	N/A	N/A	N/A	N/A	N/A
						3/23/2018

SCOPE: HVAC Improvements - Chiller Replacement	BUDGET: \$300,700	FLAG: COMMENTS:
--	-----------------------------	----------------------------------

School Choice Enhancements*

Phase: **100%** Complete

SCHEDULE:	PH:1 Planning/Design	PH:2 Implement	PH:3 Complete
Planned	Q1 2015	Q4 2016	Q4 2017
Actual	11/2015	09/2016	01/2018

SCOPE: School Choice Enhancement	BUDGET: \$100,000	FLAG: COMMENTS:
--	-----------------------------	----------------------------------

*SCEP projects follows a three-phase design process that begins with planning/design, followed by implementation and finally completion when all items have been delivered and installed.



Embassy Creek Elementary School

10905 SE LAKE BOULEVARD, COOPER CITY 33026

Location Num	3191
Board District	6
Board Member	Laurie Rich Levinson
ADEFP Budget*	\$5,493,700
Total Facilities Budget	\$4,964,700

***NOTE** This quarter reflects the Adopted District Educational Facilities Plan total budget as approved by SBBC in September 2019. This budget includes Technology improvements and Musical Instruments Replacements which are not included in this section of the report.

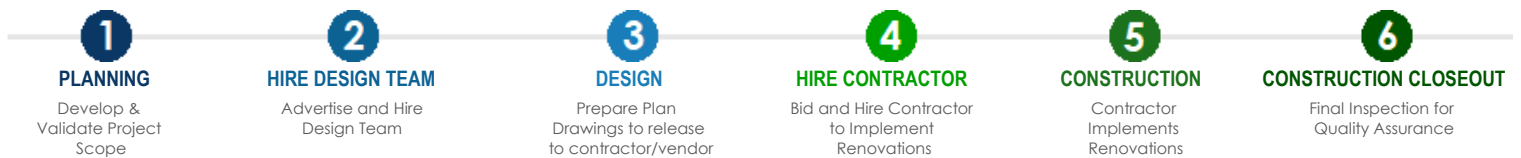
- All dates are based on calendar year. SMART funded projects are included. Only
- Projects without expenditures to date may not show up in the "Financially Active Project Detail Schedule".

PRIMARY PROJECTS CURRENT STATUS: **Construction**

Primary Renovation: Construction in progress. Contractor is revising the roofing submittal in order to receive a roofing sub-permit prior to starting construction. HVAC work is in progress. Demolition of the Art and Music room is in progress.

School Choice Enhancements: COMPLETED 07/2018 - Voting completed 5/10/17. Student laptops delivered 08/2017. Classroom projectors ceiling mounted 10/2017. Cafeteria Partitions permit received 10/2017; construction completed 02/2018. Window blinds installed 02/2018. (7) Laptops delivered 07/2018.

SMART Facilities Update By Project



Primary Renovation

Phase: **17% Complete**

SCHEDULE: (Calendar Year)	1: Planning	2: Hire A/E	3: Design	4: Hire Contractor	5: Construction	6: Closeout
Planned	Q4 2016	Q1 2017	Q4 2017	Q2 2018	Q4 2018	Q4 2019
New Planned	Q4 2016	Q1 2017	Q4 2017	Q2 2019	Q4 2019	Q4 2020
Actual/Forecast	11/18/2016	3/13/2017	8/28/2017	2/19/2019	10/29/2019	11/3/2020

SCOPE:	BUDGET:
Additional Funding - Board Approved 08/06/19 (JJ-1)	\$1,340,700
Art Room Renovation and Equipment	\$65,000
Bldg Envelope Impr. (Roof, Window, Ext Wall, etc.)	\$770,000
Conversion of Existing Space to Music and/or Art Lab(s)	\$339,000
Fire Alarm	\$294,000
HVAC Improvements	\$1,920,000
Music Room Renovation	\$136,000

FLAG:

COMMENTS:

Original contractual date of substantial completion is 11/3/2020. Project is currently on pace.

FLAG KEY: S=Schedule B= Budget

S-Project Delayed=Schedule: Project has missed the planned milestone date for progressing to the next phase in the process.

S-Delay Possible=Schedule: Reflects a possibility of the project missing the planned milestone date for progressing to next phase in the process.

B=Budget: reflects a need for board approved increase in funding based on bid and/or change order results.

Embassy Creek Elementary School

SMART Facilities Update by Project Cont.

School Choice Enhancements*

Phase: **100%** Complete

SCHEDULE:	PH:1 Planning/Design	PH:2 Implement	PH:3 Complete
Planned	Q4 2016	Q2 2017	Q2 2018
Actual	12/2016	05/2017	07/2018

SCOPE: School Choice Enhancement	BUDGET: \$100,000	FLAG: COMMENTS:
--	-----------------------------	----------------------------------

*SCEP projects follows a three-phase design process that begins with planning/design, followed by implementation and finally completion when all items have been delivered and installed.



Endeavour Primary Learning Center

2701 NW 56 AVENUE, LAUDERHILL 33313

Location Num	3301
Board District	5
Board Member	Dr. Rosalind Osgood
ADEFP Budget*	\$2,612,790
Total Facilities Budget	\$2,460,790

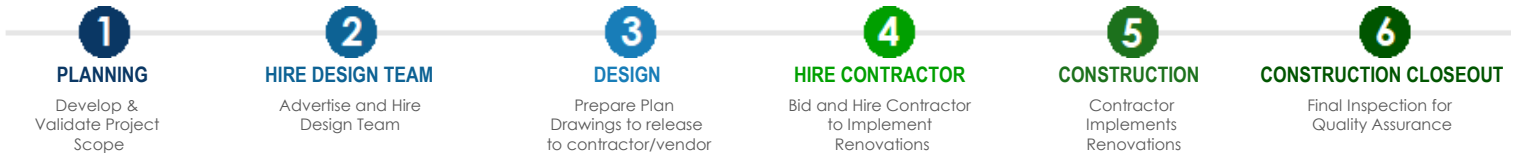
***NOTE** This quarter reflects the Adopted District Educational Facilities Plan total budget as approved by SBBC in September 2019. This budget includes Technology improvements and Musical Instruments Replacements which are not included in this section of the report.
 - All dates are based on calendar year. SMART funded projects are included. Only
 - Projects without expenditures to date may not show up in the "Financially Active Project Detail Schedule".

PRIMARY PROJECTS CURRENT STATUS: Hire Contractor

Primary Renovation: Contractor procurement in progress. Pending approval of the GMP prior to executing the Notice to Proceed.

School Choice Enhancements: Kick-off meeting held on 01/07/2018. Ballot received 02/2020. Ballot complies with District Standards. Voting completed 3/2020. Strike for the Main Entrance (Single Point of Entry), Video Equipment for Broadcasting Studio, and a Poster Maker, and playground upgrades (K-2) are on order.

SMART Facilities Update By Project



Primary Renovation

Phase: **96% Complete**

SCHEDULE: (Calendar Year)	1: Planning	2: Hire A/E	3: Design	4: Hire Contractor	5: Construction	6: Closeout
Planned	Q1 2018	Q2 2018	Q4 2018	Q2 2019	Q4 2019	Q2 2020
New Planned	Q1 2018	Q2 2018	Q4 2018	Q3 2019	Q4 2019	Q4 2020
Actual/Forecast	9/1/2017	11/13/2017	4/18/2018	6/3/2019	Q3 2020	

SCOPE:	BUDGET:
Additional Funding - Board Approved 01/14/20 (JJ-5)	\$1,403,790
Bldg Envelope Impr. (Roof, Window, Ext Wall, etc.)	\$599,000
HVAC Improvements	\$358,000

FLAG: S - Project Delayed

COMMENTS:

Reason: Delays have been experienced during Bid and Award due to sub-contractor quotes and assembly of the GMP for Board approval. Remedy: Final signatures for the GMP amendment are pending.

FLAG KEY: S=Schedule B= Budget

S-Project Delayed=Schedule: Project has missed the planned milestone date for progressing to the next phase in the process.

S-Delay Possible=Schedule: Reflects a possibility of the project missing the planned milestone date for progressing to next phase in the process.

B=Budget: reflects a need for board approved increase in funding based on bid and/or change order results.

Endeavour Primary Learning Center

SMART Facilities Update by Project Cont.

School Choice Enhancements*

Phase: **10%** Complete

SCHEDULE:	PH:1 Planning/Design	PH:2 Implement	PH:3 Complete
Planned	Q4 2018	Q1 2020	TBD
Actual	11/2018	03/2020	TBD

SCOPE:

School Choice Enhancement

BUDGET:

\$100,000

FLAG:

COMMENTS:

Planned dates shown as TBD will be provided after all items have been ordered and funds allocated.

*SCEP projects follows a three-phase design process that begins with planning/design, followed by implementation and finally completion when all items have been delivered and installed.



Everglades Elementary School

2900 BONAVENTURE BOULEVARD, WESTON 33331

Location Num	2942
Board District	6
Board Member	Laurie Rich Levinson
ADEFP Budget*	\$2,941,500
Total Facilities Budget	\$2,444,500

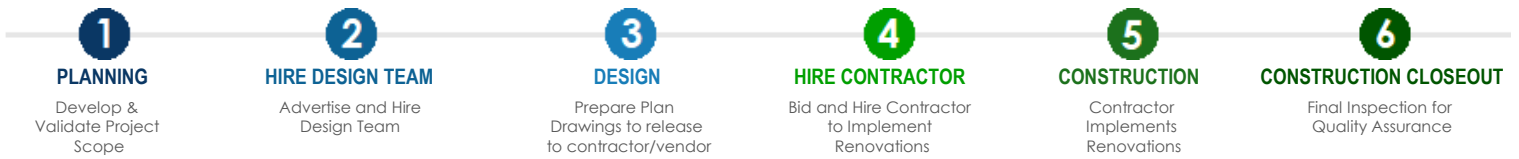
***NOTE** This quarter reflects the Adopted District Educational Facilities Plan total budget as approved by SBBC in September 2019. This budget includes Technology improvements and Musical Instruments Replacements which are not included in this section of the report.
 - All dates are based on calendar year. SMART funded projects are included. Only
 - Projects without expenditures to date may not show up in the "Financially Active Project Detail Schedule".

PRIMARY PROJECTS CURRENT STATUS: **Construction**

Primary Renovation: Construction in progress. Installation of HVAC pumps has been completed. Roofing insulation is 75% complete.

School Choice Enhancements: Voting completed 4/19/17. Student laptops delivered 09/2017. Scholastic Resource Room Upgrade (Media Center) delivered 11/2017. Playground upgrades cancelled due to repurposing of the funds to enhance security 5/2018. Windscreen for the playground delivered 09/2018. Aiphone, Proximity card reader and an Aiphone sub-master installed 6/2019.

SMART Facilities Update By Project



Primary Renovation

Phase: **30% Complete**

SCHEDULE: (Calendar Year)	1: Planning	2: Hire A/E	3: Design	4: Hire Contractor	5: Construction	6: Closeout
Planned	Q4 2016	Q4 2016	Q2 2017	Q4 2017	Q2 2018	Q2 2019
New Planned	Q4 2016	Q4 2016	Q2 2017	Q4 2018	Q2 2019	Q1 2020
Actual/Forecast	10/20/2016	10/20/2016	4/5/2017	11/27/2018	6/19/2019	8/31/2020

SCOPE:	BUDGET:
Additional Funding - Board Approved 05/07/19 (JJ-1)	\$1,132,500
Bldg Envelope Impr. (Roof, Window, Ext Wall, etc.)	\$1,033,000
HVAC Improvements	\$179,000

FLAG: S - Project Delayed

COMMENTS:

Original contractual date of substantial completion is 4/14/2020. Delay Reason: Delays occurred during construction related to the roofing sub-permit process. The roofing sub-permit required multiple submissions for the sub-contractor to receive approval. The sub-permit was received in February 2020. A delay of two months was experienced in bid and award due to the roofing reality check. The roofing sub-permit process has delayed the project an additional three months with an estimated Substantial Completion date in August 2020.

FLAG KEY: S=Schedule B= Budget

S-Project Delayed=Schedule: Project has missed the planned milestone date for progressing to the next phase in the process.

S-Delay Possible=Schedule: Reflects a possibility of the project missing the planned milestone date for progressing to next phase in the process.

B=Budget: reflects a need for board approved increase in funding based on bid and/or change order results.

Everglades Elementary School

SMART Facilities Update by Project Cont.

School Choice Enhancements*

Phase: **68%** Complete

SCHEDULE:	PH:1 Planning/Design	PH:2 Implement	PH:3 Complete
Planned	Q1 2015	Q2 2017	TBD
Actual	11/2015	04/2017	TBD

SCOPE:

School Choice Enhancement

BUDGET:

\$100,000

FLAG:

COMMENTS:

Planned dates shown as TBD will be provided after all items have been ordered and funds allocated.

*SCEP projects follows a three-phase design process that begins with planning/design, followed by implementation and finally completion when all items have been delivered and installed.



Everglades High School

17100 SW 48 COURT, MIRAMAR 33027

Location Num	3731
Board District	2
Board Member	Patricia Good
ADEFP Budget*	\$8,040,254
Total Facilities Budget	\$6,597,254

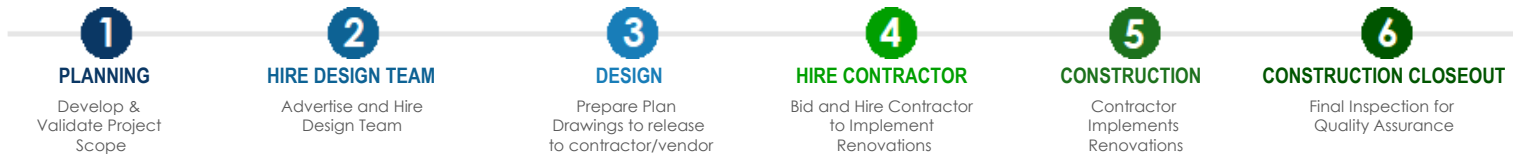
***NOTE** This quarter reflects the Adopted District Educational Facilities Plan total budget as approved by SBBC in September 2019. This budget includes Technology improvements and Musical Instruments Replacements which are not included in this section of the report.
 - All dates are based on calendar year. SMART funded projects are included. Only
 - Projects without expenditures to date may not show up in the "Financially Active Project Detail Schedule".

PRIMARY PROJECTS CURRENT STATUS: **Construction**

Primary Renovation: Construction in progress. Test and Balance is in progress. Roofing and HVAC upgrades are in progress.

School Choice Enhancements: COMPLETED 03/2018 - Voting authorized 11/28/17 - Voting completed 12/19/17 - (330) laptops delivered 03/2018. (6) Printers delivered 02/2018.

SMART Facilities Update By Project



Primary Renovation

Phase: **94% Complete**

SCHEDULE: (Calendar Year)	1: Planning	2: Hire A/E	3: Design	4: Hire Contractor	5: Construction	6: Closeout
Planned	Q2 2017	Q2 2017	Q1 2018	Q3 2018	Q1 2019	Q1 2020
New Planned	Q2 2017	Q2 2017	Q1 2018	Q2 2019	Q3 2019	Q3 2021
Actual/Forecast	4/14/2017	5/19/2017	12/4/2017	4/3/2019	8/30/2019	1/2/2021

SCOPE:	BUDGET:	FLAG:
Additional Funding - Board Approved 08/06/19 (JJ-3)	\$2,707,254	COMMENTS: Original contractual date of substantial completion is 1/2/2021. Project is currently on pace.
Bldg Envelope Impr. (Roof, Window, Ext Wall, etc.)	\$2,794,000	
HVAC Improvements	\$875,000	

Weight Room

Phase: **100% Complete**

SCHEDULE: (Calendar Year)	1: Planning	2: Hire A/E	3: Design	4: Hire Contractor	5: Construction	6: Closeout
Planned	Q2 2017	Q2 2017	Q3 2017	Q3 2017	Q3 2017	Q4 2017
Actual/Forecast	5/5/2017	5/12/2017	7/13/2017	8/2/2017	11/12/2017	1/10/2018

SCOPE:	BUDGET:	FLAG:
Weight Room Renovation	\$121,000	COMMENTS:

FLAG KEY: S=Schedule B= Budget

S-Project Delayed=Schedule: Project has missed the planned milestone date for progressing to the next phase in the process.

S-Delay Possible=Schedule: Reflects a possibility of the project missing the planned milestone date for progressing to next phase in the process.

B=Budget: reflects a need for board approved increase in funding based on bid and/or change order results.

Everglades High School

SMART Facilities Update by Project Cont.

School Choice Enhancements*

Phase: **100%** Complete

SCHEDULE:	PH:1 Planning/Design	PH:2 Implement	PH:3 Complete
Planned	Q1 2015	Q4 2017	Q1 2018
Actual	11/2015	12/2017	03/2018

SCOPE:

School Choice Enhancement

BUDGET:

\$100,000

FLAG:

COMMENTS:

*SCEP projects follows a three-phase design process that begins with planning/design, followed by implementation and finally completion when all items have been delivered and installed.



Fairway Elementary School

7850 FAIRWAY BOULEVARD, MIRAMAR 33023

Location Num	1641
Board District	2
Board Member	Patricia Good
ADEFP Budget*	\$7,891,900
Total Facilities Budget	\$7,610,900

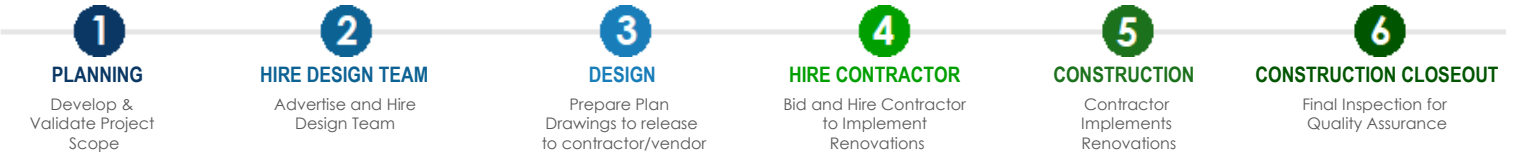
***NOTE** This quarter reflects the Adopted District Educational Facilities Plan total budget as approved by SBBC in September 2019. This budget includes Technology improvements and Musical Instruments Replacements which are not included in this section of the report.
 - All dates are based on calendar year. SMART funded projects are included. Only
 - Projects without expenditures to date may not show up in the "Financially Active Project Detail Schedule".

PRIMARY PROJECTS CURRENT STATUS: **Construction**

Primary Renovation: Construction in progress. Site lighting and courtyard area sitework is complete. Stucco work for Building 75 is complete. HVAC renovations in cafeteria is nearing completion. Roofing work is in progress.

School Choice Enhancements: COMPLETED 03/2020 - Voting completed 9/2/16. Color poster maker delivered 10/2016. Two-way radios, projectors and document cameras delivered 12/2016. Morning show equipment delivered 01/2017. Sound Stage Projector delivered 11/2017. Cafeteria Sound system delivered 01/2018. Microphones for the sound system installed 02/2018. (30) laptops delivered 04/2018. Marquee completed 08/2018. (3) ThinkPads delivered 12/2018, One laptop and adaptors delivered 08/2019. TV installation completed 05/2019. (1) Desktop M820z delivered 02/2020.

SMART Facilities Update By Project



Primary Renovation

Phase: **60% Complete**

SCHEDULE: (Calendar Year)	1: Planning	2: Hire A/E	3: Design	4: Hire Contractor	5: Construction	6: Closeout
Planned	Q2 2016	Q2 2016	Q1 2017	Q4 2017	Q1 2018	Q1 2019
New Planned	Q2 2016	Q2 2016	Q1 2017	Q1 2019	Q2 2019	Q4 2020
Actual/Forecast	4/18/2016	6/15/2016	2/6/2017	1/18/2019	6/25/2019	8/14/2020

SCOPE:	BUDGET:
Additional Funding - Board Approved 05/07/19 (JJ-2)	\$3,507,900
Bldg Envelope Impr. (Roof, Window, Ext Wall, etc.)	\$1,408,000
Electrical Improvements	\$366,000
Fire Alarm	\$294,000
HVAC Improvements	\$1,570,000
Media Center improvements	\$172,000
Safety / Security Upgrade	\$193,000

FLAG:

COMMENTS:
 Original contractual date of substantial completion is 8/14/2020. Project is currently on pace.

FLAG KEY: S=Schedule B= Budget

S-Project Delayed=Schedule: Project has missed the planned milestone date for progressing to the next phase in the process.

S-Delay Possible=Schedule: Reflects a possibility of the project missing the planned milestone date for progressing to next phase in the process.

B=Budget: reflects a need for board approved increase in funding based on bid and/or change order results.

Fairway Elementary School

SMART Facilities Update by Project Cont.

School Choice Enhancements*

Phase: **100%** Complete

SCHEDULE:	PH:1 Planning/Design	PH:2 Implement	PH:3 Complete
Planned	Q1 2016	Q4 2016	Q1 2020
Actual	01/2016	09/2016	02/2020

SCOPE:

School Choice Enhancement

BUDGET:

\$100,000

FLAG:

COMMENTS:

*SCEP projects follows a three-phase design process that begins with planning/design, followed by implementation and finally completion when all items have been delivered and installed.



Falcon Cove Middle School

4251 BONAVENTURE BOULEVARD, WESTON 33332

Location Num	3622
Board District	6
Board Member	Laurie Rich Levinson
ADEFP Budget*	\$23,566,000
Total Facilities Budget	\$22,888,000

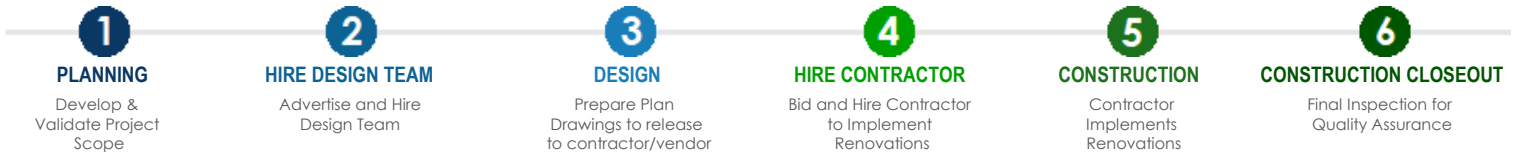
***NOTE** This quarter reflects the Adopted District Educational Facilities Plan total budget as approved by SBBC in September 2019. This budget includes Technology improvements and Musical Instruments Replacements which are not included in this section of the report.
 - All dates are based on calendar year. SMART funded projects are included. Only
 - Projects without expenditures to date may not show up in the "Financially Active Project Detail Schedule".

PRIMARY PROJECTS CURRENT STATUS: **Construction**

Primary Renovation: Construction is in progress. Site drainage work and foundation work is complete. Sheer wall installation in progress. 2nd and 3rd floor build up is in progress.

School Choice Enhancements: COMPLETED 09/2017 - Voting completed 5/26/17. Student laptops delivered 08/2017. Recordex delivered 09/2017.

SMART Facilities Update By Project



Primary Renovation

Phase: **24% Complete**

SCHEDULE: (Calendar Year)	1: Planning	2: Hire A/E	3: Design	4: Hire Contractor	5: Construction	6: Closeout
Planned	Q4 2016	Q4 2016	Q3 2017	Q4 2018	Q3 2019	Q3 2020 Q4 2020
New Planned	Q4 2016	Q4 2016	Q3 2017	Q4 2018	Q3 2019	Q3 2020 Q4 2020
Actual/Forecast	12/5/2016	12/20/2016	6/2/2017	6/20/2019	6/26/2019	12/30/2020

SCOPE:	BUDGET:
Additional Funding - Board Approved 06/11/19 (JJ-10)	\$12,047,000
Bldg Envelope Impr. (Roof, Window, Ext Wall, etc.)	\$880,000
CR Addition to allow for removal of portable buildings	\$9,546,000
HVAC Improvements	\$315,000

FLAG: S - Delay Possible

COMMENTS:
 Original contractual date of substantial completion is 6/30/2020. The project has experienced delays due to as-built conditions in the field differing from the as-built plans for the campus. Additional time was needed to locate and redesign conditions for the water line and sanitary line locations below grade.

FLAG KEY: S=Schedule B= Budget

S-Project Delayed=Schedule: Project has missed the planned milestone date for progressing to the next phase in the process.

S-Delay Possible=Schedule: Reflects a possibility of the project missing the planned milestone date for progressing to next phase in the process.

B=Budget: reflects a need for board approved increase in funding based on bid and/or change order results.

Falcon Cove Middle School

SMART Facilities Update by Project Cont.

School Choice Enhancements*

Phase: **100%** Complete

SCHEDULE:	PH:1 Planning/Design	PH:2 Implement	PH:3 Complete
Planned	Q4 2016	Q2 2017	Q1 2018
Actual	12/2016	05/2017	09/2017

SCOPE:	BUDGET:	FLAG:
School Choice Enhancement	\$100,000	COMMENTS:

*SCEP projects follows a three-phase design process that begins with planning/design, followed by implementation and finally completion when all items have been delivered and installed.



Flamingo Elementary School

1130 SW 133 AVENUE, DAVIE 33325

Location Num	2541
Board District	6
Board Member	Laurie Rich Levinson
ADEFP Budget*	\$5,393,630
Total Facilities Budget	\$2,260,000

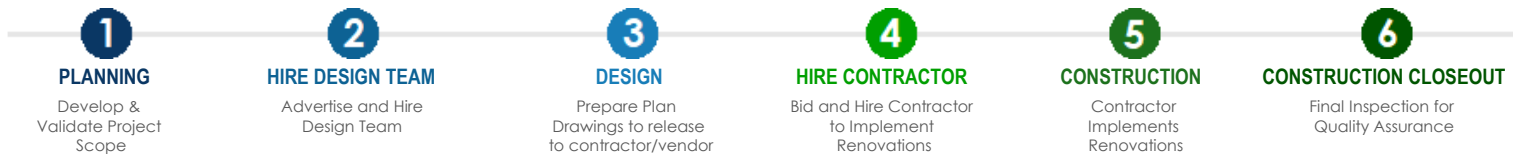
***NOTE** This quarter reflects the Adopted District Educational Facilities Plan total budget as approved by SBBC in September 2019. This budget includes Technology improvements and Musical Instruments Replacements which are not included in this section of the report.
 - All dates are based on calendar year. SMART funded projects are included. Only
 - Projects without expenditures to date may not show up in the "Financially Active Project Detail Schedule".

PRIMARY PROJECTS CURRENT STATUS: Hire Contractor

Primary Renovation: Contractor procurement in progress. Board approval to award has been received. Pending execution of the Notice to Proceed.

School Choice Enhancements: COMPLETED 03/2018 - Voting completed 11/10/2017 - Partial Replacement of sand with PIP Rubber in the playground completed 3/2018. Golf Cart delivered 12/2017. iPad and laptops delivered 01/2018.

SMART Facilities Update By Project



Primary Renovation

Phase: **90% Complete**

SCHEDULE: (Calendar Year)	1: Planning	2: Hire A/E	3: Design	4: Hire Contractor	5: Construction	6: Closeout
Planned	Q2 2017	Q2 2017	Q4 2017	Q3 2018	Q1 2019	Q4 2019 Q4 2019
New Planned	Q2 2017	Q2 2017	Q4 2017	Q3 2019	Q4 2019	Q4 2020 Q1 2021
Actual/Forecast	12/6/2017	12/6/2017	4/19/2018	11/13/2019	Q3 2020	

SCOPE:	BUDGET:
Additional Funding - Board Approved 05/19/20 (JJ-12)	\$205,000
Bldg Envelope Impr. (Roof, Window, Ext Wall, etc.)	\$227,000
HVAC Improvements	\$1,443,000
Media Center improvements	\$285,000

FLAG: SB - Project Delayed

COMMENTS:
 Reason: Delays have occurred in the permitting process of the design phase. The design firm has taken an above average amount of submissions in order to receive a Letter of Recommendation to Permit. Remedy: The owner will be enforcing terms of the contract for delays and multiple resubmissions. Update: Pending execution of the Notice to Proceed. Budget: Additional funding of \$205,000 was approved by the Board on 5/19/2020 in conjunction with the approval to award the construction agreement.

FLAG KEY: S=Schedule B= Budget

S-Project Delayed=Schedule: Project has missed the planned milestone date for progressing to the next phase in the process.

S-Delay Possible=Schedule: Reflects a possibility of the project missing the planned milestone date for progressing to next phase in the process.

B=Budget: reflects a need for board approved increase in funding based on bid and/or change order results.

Flamingo Elementary School

SMART Facilities Update by Project Cont.

School Choice Enhancements*

Phase: **100%** Complete

SCHEDULE:	PH:1 Planning/Design	PH:2 Implement	PH:3 Complete
Planned	Q4 2016	Q4 2017	Q1 2018
Actual	12/2016	11/2017	03/2018

SCOPE: School Choice Enhancement	BUDGET: \$100,000	FLAG: COMMENTS:
--	-----------------------------	----------------------------------

*SCEP projects follows a three-phase design process that begins with planning/design, followed by implementation and finally completion when all items have been delivered and installed.



Floranada Elementary School

5251 NE 14 WAY, FORT LAUDERDALE 33334

Location Num	0851
Board District	3
Board Member	Heather P. Brinkworth
ADEFP Budget*	\$3,301,520
Total Facilities Budget	\$2,946,520

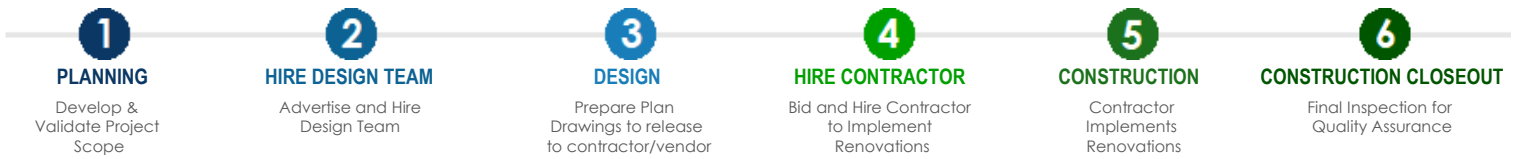
***NOTE** This quarter reflects the Adopted District Educational Facilities Plan total budget as approved by SBBC in September 2019. This budget includes Technology improvements and Musical Instruments Replacements which are not included in this section of the report.
 - All dates are based on calendar year. SMART funded projects are included. Only
 - Projects without expenditures to date may not show up in the "Financially Active Project Detail Schedule".

PRIMARY PROJECTS CURRENT STATUS: Hire Contractor

Primary Renovation: Contractor procurement in progress. Pending execution of the Notice to Proceed.

School Choice Enhancements: Re-voting completed 05/2017. Due to the delays in procuring the playground, Floranada decided to cancel the playground upgrades. Thirty (30) interactive projectors delivered 07/2017, and installed 08/2017. Digital Marquee submitted for permitting; revise and resubmit on 02/2020. Construction / Installation began 06/2020.

SMART Facilities Update By Project



Primary Renovation

Phase: **25% Complete**

SCHEDULE: (Calendar Year)	1: Planning	2: Hire A/E	3: Design	4: Hire Contractor	5: Construction	6: Closeout
Planned	Q2 2017	Q2 2017	Q1 2018	Q3 2018	Q1 2019	Q1 2020
New Planned	Q2 2017	Q2 2017	Q1 2018	Q3 2019	Q2 2020	Q1 2021
Actual/Forecast	4/1/2017	6/22/2017	12/22/2017	5/31/2019	Q3 2020	

SCOPE:	BUDGET:
Additional Funding - Board Approved 06/23/20 (JJ-2)	\$2,062,840
Bldg Envelope Impr. (Roof, Window, Ext Wall, etc.)	\$718,000
HVAC Improvements	\$58,000

FLAG: SB - Project Delayed

COMMENTS:
 Funding Year 1 thru 3 projects are to take priority for advertisement of bid. The project is funded under Year 4 and has been advertised after the available funding Year 1 thru 3 projects were advertised. Budget: Additional funding of \$2,062,840 was approved by the Board on 6/23/2020 in conjunction with the approval to award the construction agreement for the project.

FLAG KEY: S=Schedule B= Budget

S-Project Delayed=Schedule: Project has missed the planned milestone date for progressing to the next phase in the process.

S-Delay Possible=Schedule: Reflects a possibility of the project missing the planned milestone date for progressing to next phase in the process.

B=Budget: reflects a need for board approved increase in funding based on bid and/or change order results.

Floranada Elementary School

SMART Facilities Update by Project Cont.

School Choice Enhancements*

Phase: **90% Complete**

SCHEDULE:	PH:1 Planning/Design	PH:2 Implement	PH:3 Complete
Planned	Q1 2015	Q2 2017	Q4 2017
Actual	11/2015	05/2017	Q4 2017

SCOPE:	BUDGET:
Additional Funding - Board Approved 04/23/19 (JJ-13)	\$7,680
School Choice Enhancement	\$100,000

FLAG: S - Project Delayed

COMMENTS:
 Delays have occurred due to termination of the previous marquee design/manufacture. The new marquee sign is now in construction.

*SCEP projects follows a three-phase design process that begins with planning/design, followed by implementation and finally completion when all items have been delivered and installed.



Forest Glen Middle School

6501 TURTLE RUN BOULEVARD, CORAL SPRINGS 33067

Location Num	3051
Board District	4
Board Member	Lori Alhadeff
ADEFP Budget*	\$9,790,800
Total Facilities Budget	\$9,147,800

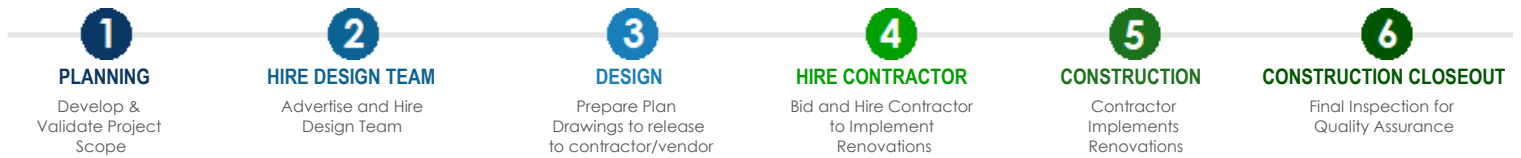
***NOTE** This quarter reflects the Adopted District Educational Facilities Plan total budget as approved by SBBC in September 2019. This budget includes Technology improvements and Musical Instruments Replacements which are not included in this section of the report.
 - All dates are based on calendar year. SMART funded projects are included. Only
 - Projects without expenditures to date may not show up in the "Financially Active Project Detail Schedule".

PRIMARY PROJECTS CURRENT STATUS: **Construction**

Primary Renovation: Construction in progress. Roofing demolition is complete with renovations in progress. Campus painting scope is in progress. HVAC installation is in progress.

School Choice Enhancements: COMPLETED 01/2019 - Voting completed 10/11/17 - Murals completed 12/2017. Computer Lab furniture and a TV Studio equipment delivered 03/2018. Computer lab furniture delivered 06/2018. Library Remodeling delivered 06/2018. Gym, bleachers permit issued 12/2018; bleachers installed 01/2019.

SMART Facilities Update By Project



Primary Renovation

Phase: **39% Complete**

SCHEDULE: (Calendar Year)	1: Planning	2: Hire A/E	3: Design	4: Hire Contractor	5: Construction	6: Closeout
Planned	Q4 2016	Q4 2016	Q2 2017	Q1 2018	Q4 2018	Q1 2020
New Planned	Q4 2016	Q4 2016	Q2 2017	Q1 2019	Q2 2019	Q4 2020
Actual/Forecast	10/21/2016	12/6/2016	5/25/2017	1/31/2019	9/13/2019	2/28/2021

SCOPE:	BUDGET:
Additional Funding - Board Approved 06/11/19 (JJ-2)	\$3,858,800
Bldg Envelope Impr. (Roof, Window, Ext Wall, etc.)	\$2,690,000
Fire Sprinklers	\$16,000
HVAC Improvements	\$2,179,739

FLAG: **S - Delay Possible**

COMMENTS:
Original contractual date of substantial completion is 11/22/2020. Project is currently delayed by 3 months due to unforeseen conditions related to the existing conditions of HVAC equipment on site.

HVAC Improvements

Phase: **100% Complete**

SCHEDULE: (Calendar Year)	1: Planning	2: Hire A/E	3: Design	4: Hire Contractor	5: Construction	6: Closeout
Planned	N/A	N/A	N/A	N/A	N/A	N/A
Actual/Forecast	N/A	N/A	N/A	N/A	N/A	N/A

SCOPE:	BUDGET:
HVAC Improvements - Chiller Replacement	\$303,261

FLAG:

COMMENTS:

FLAG KEY: **S**=Schedule **B**= Budget

S-Project Delayed=Schedule: Project has missed the planned milestone date for progressing to the next phase in the process.

S-Delay Possible=Schedule: Reflects a possibility of the project missing the planned milestone date for progressing to next phase in the process.

B=Budget: reflects a need for board approved increase in funding based on bid and/or change order results.

Forest Glen Middle School

SMART Facilities Update by Project Cont.

School Choice Enhancements*

Phase: **100%** Complete

SCHEDULE:	PH:1 Planning/Design	PH:2 Implement	PH:3 Complete
Planned	Q4 2016	Q4 2017	Q1 2018
Actual	12/2016	10/2017	01/2019

SCOPE:	BUDGET:	FLAG:
School Choice Enhancement	\$100,000	COMMENTS:

*SCEP projects follows a three-phase design process that begins with planning/design, followed by implementation and finally completion when all items have been delivered and installed.



Forest Hills Elementary School

3100 NW 85 AVENUE, CORAL SPRINGS 33065

Location Num	2631
Board District	4
Board Member	Lori Alhadeff
ADEFP Budget*	\$5,097,601
Total Facilities Budget	\$4,912,601

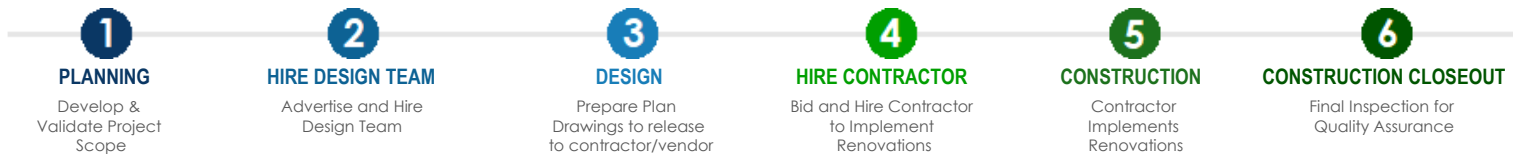
***NOTE** This quarter reflects the Adopted District Educational Facilities Plan total budget as approved by SBBC in September 2019. This budget includes Technology improvements and Musical Instruments Replacements which are not included in this section of the report.
 - All dates are based on calendar year. SMART funded projects are included. Only
 - Projects without expenditures to date may not show up in the "Financially Active Project Detail Schedule".

PRIMARY PROJECTS CURRENT STATUS: **Construction**

Primary Renovation: Construction is in progress. All work completed, except the roofing renovations. The roofing permit requires multiple revisions prior to receiving the roofing sub-permit. Roofing resubmittal is in review.

School Choice Enhancements: COMPLETED 06/2019 - PIP rubber surfacing project completed 12/2016. Digital marquee permitted; installation completed 01/2019. Internal Cell Battery delivered 04/2019. (3) Lenovo laptops delivered 06/2019.

SMART Facilities Update By Project



Primary Renovation

Phase: **25% Complete**

SCHEDULE: (Calendar Year)	1: Planning	2: Hire A/E	3: Design	4: Hire Contractor	5: Construction	6: Closeout
Planned	Q4 2016	Q4 2016	Q2 2017	Q4 2017	Q3 2018	Q2 2019 Q2 2019
New Planned	Q4 2016	Q4 2016	Q2 2017	Q4 2017	Q3 2018	Q2 2019 Q2 2019
Actual/Forecast	10/20/2016	10/20/2016	4/10/2017	3/27/2018	8/1/2018	1/1/2021

SCOPE:	BUDGET:
Additional Funding - Board Approved 06/26/18 (JJ-5)	\$1,083,601
Bldg Envelope Impr. (Roof, Window, Ext Wall, etc.)	\$1,071,000
Fire Sprinklers	\$81,000
Media Center improvements	\$184,000

FLAG: **S - Project Delayed**

COMMENTS:
 Original contractual date of substantial completion is 2/2/2019. Reason: Delays occurred during construction related to the roofing sub-permit. The project continues to be delayed until the roofing sub-permit is received. Remedy: The contractor has been put on notice twice. The contractor has hired a new roofing sub-contractor to overcome the submittal issues.

AHU Replacement

Phase: **100% Complete**

SCHEDULE: (Calendar Year)	1: Planning	2: Hire A/E	3: Design	4: Hire Contractor	5: Construction	6: Closeout
Planned	N/A	N/A	N/A	N/A	N/A	N/A N/A
Actual/Forecast	N/A	N/A	N/A	N/A	N/A	N/A 7/12/2017

SCOPE:	BUDGET:
Replace existing AHUs with new.	\$2,100,000

FLAG:

COMMENTS:

FLAG KEY: **S**=Schedule **B**= Budget

S-Project Delayed=Schedule: Project has missed the planned milestone date for progressing to the next phase in the process.

S-Delay Possible=Schedule: Reflects a possibility of the project missing the planned milestone date for progressing to next phase in the process.

B=Budget: reflects a need for board approved increase in funding based on bid and/or change order results.

Forest Hills Elementary School

SMART Facilities Update by Project Cont.

Fire Alarm

Phase: **94% Complete**

SCHEDULE: (Calendar Year)	1: Planning	2: Hire A/E	3: Design	4: Hire Contractor	5: Construction	6: Closeout
Planned	Q4 2016	Q4 2016	Q2 2017	Q4 2017	Q3 2018	Q2 2019
New Planned	Q4 2016	Q4 2016	Q2 2017	Q4 2017	Q3 2018	Q2 2019
Actual/Forecast	10/20/2016	10/20/2016	4/10/2017	Q3 2020		

SCOPE:	BUDGET:	FLAG:
Fire Alarm	\$293,000	S - Project Delayed
COMMENTS: Reason: Previous delays in the design phase occurred when the project was put on hold for coordination with the Primary Renovation. At this time the delays are now the requirement for additional funding to add a voice activation system to the Fire Alarm. Multiple bids have been required to receive a competitive cost for design and construction by a CSMP Fire Alarm Contractor. Remedy Update: The project is pending Board approval for additional funding prior to finishing design and having the contractor perform with the Primary Renovation.		

School Choice Enhancements*

Phase: **100% Complete**

SCHEDULE:	PH:1 Planning/Design	PH:2 Implement	PH:3 Complete
Planned	Q1 2015	N/A	Q1 2018
Actual	11/2015	N/A	06/2019

SCOPE:	BUDGET:	FLAG:
School Choice Enhancement	\$100,000	
COMMENTS:		

*SCEP projects follows a three-phase design process that begins with planning/design, followed by implementation and finally completion when all items have been delivered and installed.



Fort Lauderdale High School

1600 NE 4 AVENUE, FORT LAUDERDALE 33305

Location Num	0951
Board District	3
Board Member	Heather P. Brinkworth
ADEFP Budget*	\$7,061,415
Total Facilities Budget	\$3,993,887

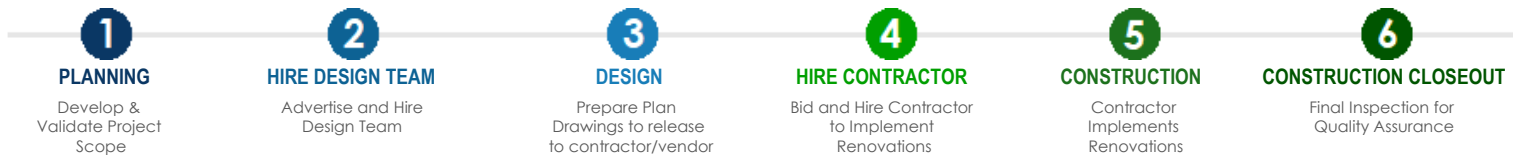
***NOTE** This quarter reflects the Adopted District Educational Facilities Plan total budget as approved by SBBC in September 2019. This budget includes Technology improvements and Musical Instruments Replacements which are not included in this section of the report.
 - All dates are based on calendar year. SMART funded projects are included. Only
 - Projects without expenditures to date may not show up in the "Financially Active Project Detail Schedule".

PRIMARY PROJECTS CURRENT STATUS: **Construction**

Primary Renovation: Construction in progress. Submittals are in progress. Roofing renovations are in progress.

School Choice Enhancements: COMPLETED 09/2018 - Voting completed 10/9/17 - Golf carts delivered 02/2018. New digital scoreboard tables delivered 04/2018. New Digital Marquee completed 08/2018. Outdoor concrete patio tables delivered and installed 09/2018.

SMART Facilities Update By Project



Primary Renovation

Phase: **53%** Complete

SCHEDULE: (Calendar Year)	1: Planning	2: Hire A/E	3: Design	4: Hire Contractor	5: Construction	6: Closeout
Planned	Q3 2016	Q4 2016	Q2 2017	Q1 2018	Q3 2018	Q3 2019
New Planned	Q3 2016	Q4 2016	Q2 2017	Q2 2019	Q3 2019	Q3 2020
Actual/Forecast	9/2/2016	10/18/2016	4/27/2017	3/22/2019	10/17/2019	10/12/2020

SCOPE:	BUDGET:
Additional Funding - Board Approved 08/06/19 (JJ-2)	\$1,363,887
Bldg Envelope Impr. (Roof, Window, Ext Wall, etc.)	\$556,000
Electrical Improvements	\$692,000
HVAC Improvements	\$1,161,000

FLAG: **S - Delay Possible**

COMMENTS:
 Original contractual date of substantial completion is 10/7/2020. Project is currently on pace. A one month delay was experienced in the bid and award phase related to the roofing reality check which has not been recovered during construction.

Weight Room

Phase: **100%** Complete

SCHEDULE: (Calendar Year)	1: Planning	2: Hire A/E	3: Design	4: Hire Contractor	5: Construction	6: Closeout
Planned	Q4 2017	Q4 2017	Q4 2017	Q2 2018	Q2 2018	Q3 2018
Actual/Forecast	9/18/2017	10/26/2017	11/16/2017	2/26/2018	3/15/2018	7/25/2018

SCOPE:	BUDGET:
Weight Room Renovation	\$121,000

FLAG:

COMMENTS:

FLAG KEY: **S**=Schedule **B**= Budget

S-Project Delayed=Schedule: Project has missed the planned milestone date for progressing to the next phase in the process.

S-Delay Possible=Schedule: Reflects a possibility of the project missing the planned milestone date for progressing to next phase in the process.

B=Budget: reflects a need for board approved increase in funding based on bid and/or change order results.

Fort Lauderdale High School

SMART Facilities Update by Project Cont.

School Choice Enhancements*

Phase: **100%** Complete

SCHEDULE:	PH:1 Planning/Design	PH:2 Implement	PH:3 Complete
Planned	Q1 2015	Q4 2017	Q2 2018
Actual	11/2015	10/2017	09/2018

SCOPE:	BUDGET:	FLAG:
School Choice Enhancement	\$100,000	COMMENTS:

*SCEP projects follows a three-phase design process that begins with planning/design, followed by implementation and finally completion when all items have been delivered and installed.



Fox Trail Elementary School

1250 NOB HILL ROAD, DAVIE 33324

Location Num	3531
Board District	6
Board Member	Laurie Rich Levinson
ADEFP Budget*	\$1,969,150
Total Facilities Budget	\$1,497,150

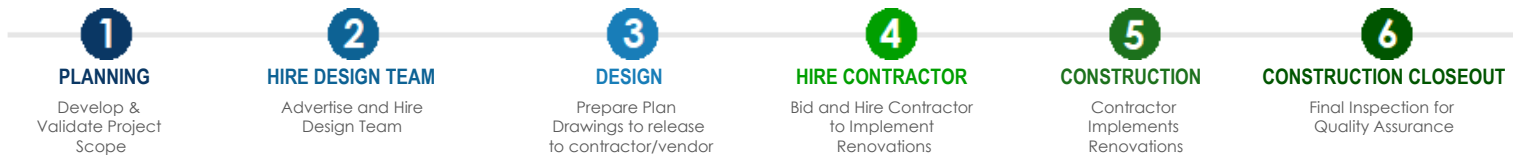
***NOTE** This quarter reflects the Adopted District Educational Facilities Plan total budget as approved by SBBC in September 2019. This budget includes Technology improvements and Musical Instruments Replacements which are not included in this section of the report.
 - All dates are based on calendar year. SMART funded projects are included. Only
 - Projects without expenditures to date may not show up in the "Financially Active Project Detail Schedule".

PRIMARY PROJECTS CURRENT STATUS: Hire Contractor

Primary Renovation: Contractor procurement in progress. Pending execution of the Notice to Proceed.

School Choice Enhancements: Voting authorized 1/16/18 - Voting completed 1/31/18 - (47) laptops delivered 07/2018. Desk and drawer file delivered 09/2018. Front office desk, office chairs delivered 01/2019. Playground upgrades permitted 01/2019; fabrication in progress. Pre-construction meeting scheduled 05/09/2019. Construction began 12/2019. Completed 04/2020. Murals on order.

SMART Facilities Update By Project



Primary Renovation

Phase: **70% Complete**

SCHEDULE: (Calendar Year)	1: Planning	2: Hire A/E	3: Design	4: Hire Contractor	5: Construction	6: Closeout
Planned	Q2 2017	Q2 2017	Q1 2018	Q3 2018	Q1 2019	Q4 2019
New Planned	Q2 2017	Q2 2017	Q1 2018	Q2 2019	Q4 2019	Q4 2020
Actual/Forecast	4/6/2017	4/19/2017	11/17/2017	2/21/2019	Q3 2020	

SCOPE:	BUDGET:
Additional Funding - Board Approved 04/14/20 (15)	\$627,150
Art Room Renovation and Equipment	\$65,000
Bldg Envelope Impr. (Roof, Window, Ext Wall, etc.)	\$154,000
Conversion of Existing Space to Music and/or Art Lab(s)	\$339,000
HVAC Improvements	\$76,000
Music Room Renovation	\$136,000

FLAG: SB - Project Delayed

COMMENTS:

Reason: Delays have occurred during the bid and award phase. The project reverted back to bid advertisement after changes in scope were required. Remedy: Notice to Proceed is being executed. Budget: Additional funding of \$627,150 was approved by the Board on 4/14/2020 in conjunction with the approval to award the construction agreement for the project.

FLAG KEY: S=Schedule B= Budget

S-Project Delayed=Schedule: Project has missed the planned milestone date for progressing to the next phase in the process.

S-Delay Possible=Schedule: Reflects a possibility of the project missing the planned milestone date for progressing to next phase in the process.

B=Budget: reflects a need for board approved increase in funding based on bid and/or change order results.

Fox Trail Elementary School

SMART Facilities Update by Project Cont.

School Choice Enhancements*

Phase: **92% Complete**

SCHEDULE:	PH:1 Planning/Design				PH:2 Implement				PH:3 Complete			
Planned	Q1 2015				Q1 2018				Q3 2018			
Actual	11/2016				01/2018							

SCOPE:

School Choice Enhancement

BUDGET:

\$100,000

FLAG: S - Project Delayed

COMMENTS:

Coordinating additional proposals with remaining balance.

*SCEP projects follows a three-phase design process that begins with planning/design, followed by implementation and finally completion when all items have been delivered and installed.



Gator Run Elementary School

1101 GLADES PARKWAY, WESTON 33327

Location Num	3642
Board District	6
Board Member	Laurie Rich Levinson
ADEFP Budget*	\$6,781,323
Total Facilities Budget	\$4,206,323

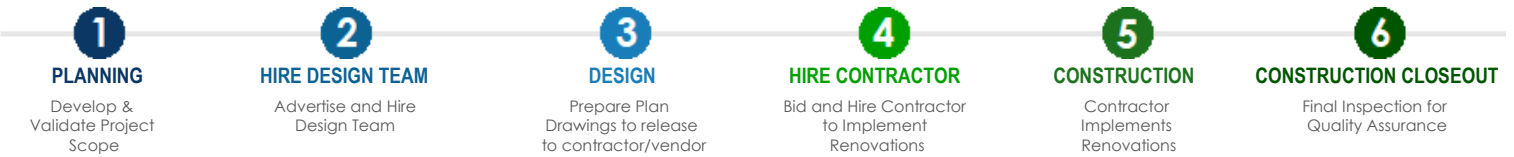
***NOTE** This quarter reflects the Adopted District Educational Facilities Plan total budget as approved by SBBC in September 2019. This budget includes Technology improvements and Musical Instruments Replacements which are not included in this section of the report.
 - All dates are based on calendar year. SMART funded projects are included. Only
 - Projects without expenditures to date may not show up in the "Financially Active Project Detail Schedule".

PRIMARY PROJECTS CURRENT STATUS: **Construction**

Primary Renovation: Construction in progress. HVAC scope of work in Buildings 1 and 80 is complete and pending final inspections. Art lab renovations are complete. Music room renovations in progress. Roofing renovations have begun.

School Choice Enhancements: COMPLETED 12/2018 - Voting completed 5/23/17. Apple iPad, furniture for the media center, Kindle Fire for classroom use, media center furniture and teacher chairs delivered 08/2017. Recordex Interactive Systems delivered 10/2017. Media Center furniture delivered and installed 01/2018. Covered outdoor classroom has been cancelled; the school repurposed the funds to implement minor security enhancements. Electric door strikes, and proximity pads installed 12/2018.

SMART Facilities Update By Project



Primary Renovation

Phase: **50% Complete**

SCHEDULE: (Calendar Year)	1: Planning	2: Hire A/E	3: Design	4: Hire Contractor	5: Construction	6: Closeout
Planned	Q4 2016	Q4 2016	Q3 2017	Q2 2018	Q4 2018	Q4 2019
New Planned	Q4 2016	Q4 2016	Q3 2017	Q1 2019	Q2 2019	Q2 2020
Actual/Forecast	10/21/2016	12/6/2016	5/22/2017	1/4/2019	5/20/2019	9/22/2020

SCOPE:	BUDGET:
Additional Funding - Board Approved 4/23/19 (JJ-4)	\$1,535,323
Art Room Renovation and Equipment	\$65,000
Bldg Envelope Impr. (Roof, Window, Ext Wall, etc.)	\$1,428,000
Conversion of Existing Space to Music and/or Art Lab(s)	\$339,000
HVAC Improvements	\$603,000
Music Room Renovation	\$136,000

FLAG: S - Project Delayed

COMMENTS:
 Original contractual date of substantial completion is 5/26/2020. Project is currently delayed 4 months due to multiple submissions of the roofing sub-permit.

FLAG KEY: S=Schedule B= Budget

S-Project Delayed=Schedule: Project has missed the planned milestone date for progressing to the next phase in the process.

S-Delay Possible=Schedule: Reflects a possibility of the project missing the planned milestone date for progressing to next phase in the process.

B=Budget: reflects a need for board approved increase in funding based on bid and/or change order results.

Gator Run Elementary School

SMART Facilities Update by Project Cont.

School Choice Enhancements*

Phase: **100%** Complete

SCHEDULE:	PH:1 Planning/Design	PH:2 Implement	PH:3 Complete
Planned	Q1 2015	Q2 2017	Q1 2018
Actual	11/2015	05/2017	12/2018

SCOPE:	BUDGET:	FLAG:
School Choice Enhancement	\$100,000	COMMENTS:

*SCEP projects follows a three-phase design process that begins with planning/design, followed by implementation and finally completion when all items have been delivered and installed.



Glades Middle School

16700 SW 48 COURT, MIRAMAR 33027

Location Num	2021
Board District	2
Board Member	Patricia Good
ADEFP Budget*	\$892,000
Total Facilities Budget	\$486,000

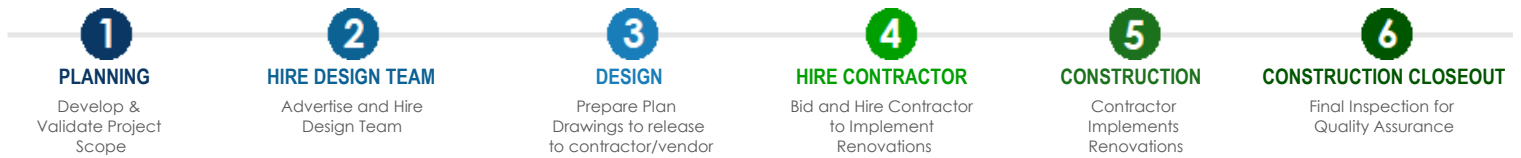
***NOTE** This quarter reflects the Adopted District Educational Facilities Plan total budget as approved by SBBC in September 2019. This budget includes Technology improvements and Musical Instruments Replacements which are not included in this section of the report.
 - All dates are based on calendar year. SMART funded projects are included. Only
 - Projects without expenditures to date may not show up in the "Financially Active Project Detail Schedule".

PRIMARY PROJECTS CURRENT STATUS: Hire Contractor

Primary Renovation: Contractor procurement in progress. Pending scope decisions by the District prior to continuing with the contractor procurement.

School Choice Enhancements: COMPLETED 05/2018 - Voting completed 1/23/17. Apple iPads, books delivered 08/2017. Tablets delivered 09/2017. Recordex, Laptops and P.E. Equipment delivered 10/2017. Camera for TV Production system delivered 11/2017. Technology supplies delivered 03/2018. HDMI cables delivered 05/2018.

SMART Facilities Update By Project



Primary Renovation

Phase: **50% Complete**

SCHEDULE: (Calendar Year)	1: Planning	2: Hire A/E	3: Design	4: Hire Contractor	5: Construction	6: Closeout
Planned	Q2 2017	Q2 2017	Q1 2018	Q3 2018	Q1 2019	Q4 2019
New Planned	Q2 2017	Q2 2017	Q1 2018	Q1 2019	Q3 2019	Q3 2020
Actual/Forecast	4/6/2017	4/19/2017	11/17/2017	1/25/2019	Q1 2021	

SCOPE:	BUDGET:
Bldg Envelope Impr. (Roof, Window, Ext Wall, etc.)	\$78,000
HVAC Improvements	\$308,000

FLAG: S - Project Delayed

COMMENTS:
 Reason: Delays have occurred during the Bid and Award phase due to difficulties in receiving correct quotes from multiple contractors. Remedy: Decisions will be required by the District related to the scope of the project. There is a potential cost savings thru value engineering of the design.

FLAG KEY: S=Schedule B= Budget

S-Project Delayed=Schedule: Project has missed the planned milestone date for progressing to the next phase in the process.

S-Delay Possible=Schedule: Reflects a possibility of the project missing the planned milestone date for progressing to next phase in the process.

B=Budget: reflects a need for board approved increase in funding based on bid and/or change order results.

Glades Middle School

SMART Facilities Update by Project Cont.

School Choice Enhancements*

Phase: **100%** Complete

SCHEDULE:	PH:1 Planning/Design	PH:2 Implement	PH:3 Complete
Planned	Q1 2015	Q1 2017	Q4 2017
Actual	11/2015	01/2017	05/2018

SCOPE: School Choice Enhancement	BUDGET: \$100,000	FLAG: COMMENTS:
--	-----------------------------	----------------------------------

*SCEP projects follows a three-phase design process that begins with planning/design, followed by implementation and finally completion when all items have been delivered and installed.



Griffin Elementary School

5050 SW 116 AVENUE, COOPER CITY 33330

Location Num	2851
Board District	6
Board Member	Laurie Rich Levinson
ADEFP Budget*	\$4,868,143
Total Facilities Budget	\$4,226,208

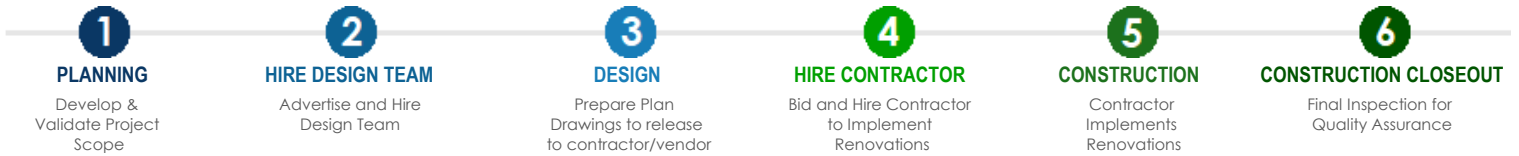
***NOTE** This quarter reflects the Adopted District Educational Facilities Plan total budget as approved by SBBC in September 2019. This budget includes Technology improvements and Musical Instruments Replacements which are not included in this section of the report.
 - All dates are based on calendar year. SMART funded projects are included. Only
 - Projects without expenditures to date may not show up in the "Financially Active Project Detail Schedule".

PRIMARY PROJECTS CURRENT STATUS: **Construction**

Primary Renovation: Construction in progress. Roofing work is nearing completion. Media Center scope is complete. Pending change order for roofing scope of work prior to final inspections.

School Choice Enhancements: COMPLETED 03/2020 - Voting completed on 6/13/16. (20) projectors, (30) student computers and (20) document cameras delivered and installed 8/2016. Marquee completed 05/2018. New structure for Pre K-2 playground permitted 03/2019; construction complete 06/2019. (2) tables, (4) café stack chairs, (2) 2-seat sofa arm chairs delivered 03/2020.

SMART Facilities Update By Project



Primary Renovation

Phase: **98% Complete**

SCHEDULE: (Calendar Year)	1: Planning	2: Hire A/E	3: Design	4: Hire Contractor	5: Construction	6: Closeout
Planned	Q1 2016	Q1 2016	Q3 2016	Q2 2017	Q4 2017	Q4 2018
New Planned	Q1 2016	Q1 2016	Q3 2016	Q2 2017	Q4 2017	Q4 2019
Actual/Forecast	1/6/2016	3/15/2016	9/23/2016	5/4/2018	9/4/2018	7/29/2020

SCOPE:	BUDGET:
Additional Funding - Board Approved 07/24/18 (JJ-1)	\$1,868,208
Bldg Envelope Impr. (Roof, Window, Ext Wall, etc.)	\$958,000
Fire Alarm	\$294,000
HVAC Improvements	\$585,000
Media Center improvements	\$313,000
PE/Athletic Improvements	\$10,000
Safety / Security Upgrade	\$98,000

FLAG: S - Project Delayed

COMMENTS:
 Original contractual date of substantial completion is 10/29/2019. Reason: Delays occurred during construction related to the roofing sub-permit. Additional delays were experienced during roofing inspections. The contractor was requiring additional improvements to pass inspections. Remedy: Pending change order prior to final inspections.

FLAG KEY: S=Schedule B= Budget

S-Project Delayed=Schedule: Project has missed the planned milestone date for progressing to the next phase in the process.

S-Delay Possible=Schedule: Reflects a possibility of the project missing the planned milestone date for progressing to next phase in the process.

B=Budget: reflects a need for board approved increase in funding based on bid and/or change order results.

Griffin Elementary School

SMART Facilities Update by Project Cont.

School Choice Enhancements*

Phase: **100%** Complete

SCHEDULE:	PH:1 Planning/Design	PH:2 Implement	PH:3 Complete
Planned	Q1 2016	Q2 2016	Q1 2020
Actual	01/2016	06/2016	03/2020

SCOPE:	BUDGET:	FLAG:
School Choice Enhancement	\$100,000	COMMENTS:

*SCEP projects follows a three-phase design process that begins with planning/design, followed by implementation and finally completion when all items have been delivered and installed.



Gulfstream Academy of Hallandale Beach K-8 (f.k.a. Hallandale Adult & Community Center)

1000 SW 3RD STREET, HALLANDALE 33009

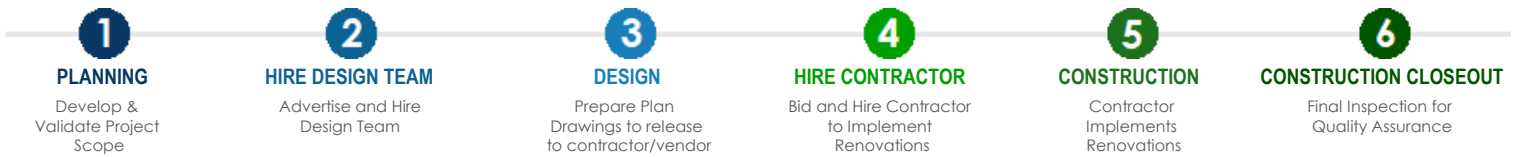
Location Num	0592
Board District	1
Board Member	Ann Murray
ADEFP Budget*	\$5,973,700
Total Facilities Budget	\$5,644,700

***NOTE** This quarter reflects the Adopted District Educational Facilities Plan total budget as approved by SBBC in September 2019. This budget includes Technology improvements and Musical Instruments Replacements which are not included in this section of the report.
 - All dates are based on calendar year. SMART funded projects are included. Only
 - Projects without expenditures to date may not show up in the "Financially Active Project Detail Schedule".

PRIMARY PROJECTS CURRENT STATUS: Construction

Primary Renovation: Construction in progress. Building 1 received Certificate of Occupancy. Building 7 is nearing completion with furniture pending installation. The media center renovations are in progress. Building 4 and 12 renovation to start early Q2 2020.
 School Choice Enhancements: COMPLETED 02/2018 - Voting completed 11/14/16. Student laptops and carts delivered 03/2017. Phase 1 for murals completed 01/2018. Phase two for murals completed 02/2018.

SMART Facilities Update By Project



Primary Renovation

Phase: **80% Complete**

SCHEDULE: (Calendar Year)	1: Planning	2: Hire A/E	3: Design	4: Hire Contractor	5: Construction	6: Closeout
Planned	Q3 2016	Q3 2016	Q3 2017	Q2 2018	Q3 2018	Q4 2019
New Planned	Q3 2016	Q3 2016	Q3 2017	Q1 2019	Q2 2019	Q4 2020
Actual/Forecast	8/1/2016	9/20/2016	5/22/2017	12/20/2018	5/20/2019	8/7/2020

SCOPE:	BUDGET:
Bldg Envelope Impr. (Roof, Window, Ext Wall, etc.)	\$199,700
Electrical Improvements	\$319,000
Fire Sprinklers	\$692,000
HVAC Improvements	\$1,374,158
Improvements to or Replacement of building 1	\$436,000
Improvements to or Replacement of building 12	\$267,000
Improvements to or Replacement of building 7	\$270,000
Improvements to or Replacement of building 9	\$1,301,000
Media Center improvements	\$133,000
Safety / Security Upgrade	\$131,000

FLAG:

COMMENTS:
 Original contractual date of substantial completion is 6/26/2020. Project is currently delayed by two months. Minor additional delays have taken place during construction. Schedule is being closely monitored to avoid additional delays.

FLAG KEY: S=Schedule B= Budget

S-Project Delayed=Schedule: Project has missed the planned milestone date for progressing to the next phase in the process.

S-Delay Possible=Schedule: Reflects a possibility of the project missing the planned milestone date for progressing to next phase in the process.

B=Budget: reflects a need for board approved increase in funding based on bid and/or change order results.

Gulfstream Academy of Hallandale Beach K-8

(f.k.a. Hallandale Adult & Community Center)

SMART Facilities Update by Project Cont.

FCU Replacement

Phase: **100% Complete**

SCHEDULE: (Calendar Year)	1: Planning	2: Hire A/E	3: Design	4: Hire Contractor	5: Construction	6: Closeout
Planned	N/A	N/A	N/A	N/A	N/A	N/A
Actual/Forecast	N/A	N/A	N/A	N/A	N/A	N/A

SCOPE: HVAC Improvements - FCU Replacement	BUDGET: \$38,842	FLAG: COMMENTS:
--	----------------------------	----------------------------------

Roofing

Phase: **100% Complete**

SCHEDULE: (Calendar Year)	1: Planning	2: Hire A/E	3: Design	4: Hire Contractor	5: Construction	6: Closeout
Planned	N/A	N/A	N/A	N/A	N/A	N/A
Actual/Forecast	N/A	N/A	N/A	N/A	N/A	10/12/2015

SCOPE: Re-Roof Buildings #13 & 14	BUDGET: \$383,000	FLAG: COMMENTS:
---	-----------------------------	----------------------------------

School Choice Enhancements*

Phase: **100% Complete**

SCHEDULE:	PH:1 Planning/Design	PH:2 Implement	PH:3 Complete
Planned	Q1 2016	Q4 2016	Q3 2017
Actual	01/2016	11/2016	02/2018

SCOPE: School Choice Enhancement	BUDGET: \$100,000	FLAG: COMMENTS:
--	-----------------------------	----------------------------------

*SCEP projects follows a three-phase design process that begins with planning/design, followed by implementation and finally completion when all items have been delivered and installed.



Gulfstream Academy of Hallandale Beach K-8 (f.k.a. Hallandale Elementary)

900 SW 8TH STREET, HALLANDALE 33009

Location Num	0131
Board District	1
Board Member	Ann Murray
ADEFP Budget*	\$1,665,000
Total Facilities Budget	\$1,190,000

***NOTE** This quarter reflects the Adopted District Educational Facilities Plan total budget as approved by SBBC in September 2019. This budget includes Technology improvements and Musical Instruments Replacements which are not included in this section of the report.

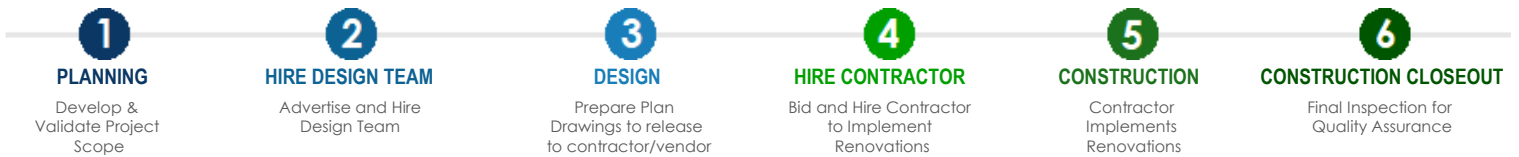
- All dates are based on calendar year. SMART funded projects are included. Only
- Projects without expenditures to date may not show up in the "Financially Active Project Detail Schedule".

PRIMARY PROJECTS CURRENT STATUS: Hire Contractor

Primary Renovation: Contractor procurement is in progress. Project delivery changed to design/bid/build. Bid advertisement is scheduled for September 2020.

School Choice Enhancements: This \$100k will not be disbursed since Gulfstream Academy (formerly know as Hallandale Adult Center) is using the \$100k allocated for the campus.

SMART Facilities Update By Project



Primary Renovation

Phase: **5% Complete**

SCHEDULE: (Calendar Year)	1: Planning	2: Hire A/E	3: Design	4: Hire Contractor	5: Construction	6: Closeout
Planned	Q1 2018	Q2 2018	Q2 2018	Q1 2019	Q3 2019	Q3 2020
New Planned	Q1 2018	Q2 2018	Q2 2018	Q4 2019	Q1 2020	Q1 2021
Actual/Forecast	6/1/2017	8/30/2017	4/18/2018	10/28/2019	Q1 2021	

SCOPE:	BUDGET:
Bldg Envelope Impr. (Roof, Window, Ext Wall, etc.)	\$414,000
HVAC Improvements	\$676,000

FLAG: S - Project Delayed

COMMENTS:
 Funding Year 1 thru 3 projects are to take priority for advertisement of bid. The project is funded under Year 4 and will be advertised after the funding Year 1 thru 3 projects that are prepared for advertisement.

FLAG KEY: S=Schedule B= Budget

S-Project Delayed=Schedule: Project has missed the planned milestone date for progressing to the next phase in the process.

S-Delay Possible=Schedule: Reflects a possibility of the project missing the planned milestone date for progressing to next phase in the process.

B=Budget: reflects a need for board approved increase in funding based on bid and/or change order results.

Gulfstream Academy of Hallandale Beach K-8

(f.k.a. Hallandale Elementary)

SMART Facilities Update by Project Cont.

School Choice Enhancements*

SCHEDULE:	PH:1 Planning/Design	PH:2 Implement	PH:3 Complete
Planned	N/A	N/A	N/A
Actual			

SCOPE:	BUDGET:	FLAG:
School Choice Enhancement	\$100,000	<p>COMMENTS:</p> <p>The campus was created by combining Hallandale Elementary School with Hallandale Adult and Community Center. The \$100,000 associated with Hallandale ES (Yr 5 funds) will not be used since Gulfstream Academy of Hallandale Beach K-8 used the SCEP Funds.</p>

*SCEP projects follows a three-phase design process that begins with planning/design, followed by implementation and finally completion when all items have been delivered and installed.



Gulfstream Early Learning Center of Excellence (f.k.a. Gulfstream Middle School)

120 SW 4 AVENUE, HALLANDALE 33009

Location Num	3931
Board District	1
Board Member	Ann Murray
ADEFP Budget*	\$5,129,492
Total Facilities Budget	\$4,846,000

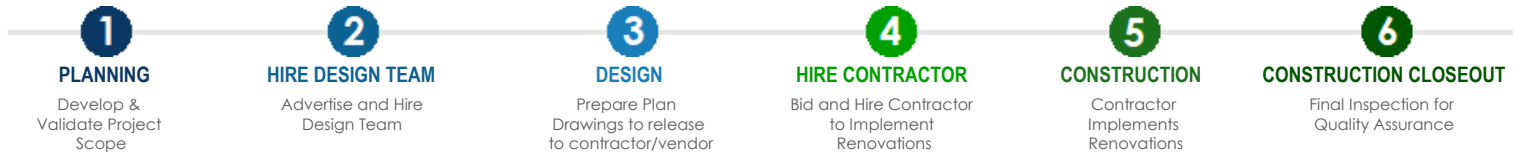
***NOTE** This quarter reflects the Adopted District Educational Facilities Plan total budget as approved by SBBC in September 2019. This budget includes Technology improvements and Musical Instruments Replacements which are not included in this section of the report.
 - All dates are based on calendar year. SMART funded projects are included. Only
 - Projects without expenditures to date may not show up in the "Financially Active Project Detail Schedule".

PRIMARY PROJECTS CURRENT STATUS: Hire Contractor

Primary Renovation: Contractor procurement in progress. Pending execution of the Notice to Proceed with Construction.

School Choice Enhancements: Principal's letter initiated 11/30/2018 for Year 5 group. Funding for this school was approved 10/2018. Kick-off meeting held on 2/26/2019. Voting authorized 3/21/2019. P-Number requested 4/19/2019. Bathroom renovation drawings submitted for permitting 7/23/2019. Gator delivered 8/2019. Outdoor benches and (5) two-way radios delivered 12/2019. Bathroom renovation (two stalls) LOR issued; acquiring a contractor.

SMART Facilities Update By Project



Primary Renovation

Phase: **85% Complete**

SCHEDULE: (Calendar Year)	1: Planning	2: Hire A/E	3: Design	4: Hire Contractor	5: Construction	6: Closeout
Planned	Q2 2017	Q3 2017	Q1 2018	Q4 2018	Q2 2019	Q2 2020 Q3 2020
New Planned	Q2 2017	Q3 2017	Q1 2018	Q4 2019	Q2 2020	Q2 2021 Q2 2021
Actual/Forecast	5/1/2017	7/24/2017	1/17/2018	2/14/2020	Q4 2020	

SCOPE:	BUDGET:
Bldg Envelope Impr. (Roof, Window, Ext Wall, etc.)	\$946,264
Fire Alarm	\$487,000
HVAC Improvements	\$1,556,099
Improvements to or Replacement of building 4	\$82,000

FLAG: S - Project Delayed

COMMENTS:
 Reason: Delays have occurred during the design phase related to the backcheck review and permitting process. The design firm has taken an above average number of submissions in the backcheck review and additional time in the permitting process to progress to a Letter of Recommendation to Permit. Remedy: Letter of Recommendation to Permit has been received and the construction procurement is in progress.

FLAG KEY: S=Schedule B= Budget

S-Project Delayed=Schedule: Project has missed the planned milestone date for progressing to the next phase in the process.

S-Delay Possible=Schedule: Reflects a possibility of the project missing the planned milestone date for progressing to next phase in the process.

B=Budget: reflects a need for board approved increase in funding based on bid and/or change order results.

Gulfstream Early Learning Center of Excellence

(f.k.a. Gulfstream Middle School)

SMART Facilities Update by Project Cont.

School Choice Enhancements*

Phase: **25% Complete**

SCHEDULE:	PH:1 Planning/Design	PH:2 Implement	PH:3 Complete
Planned	Q1 2016	Q2 2019	TBD
Actual	01/2016	04/2019	TBD

SCOPE:	BUDGET:	FLAG:
School Choice Enhancement	\$100,000	COMMENTS: Planned dates shown as TBD will be provided after all items have been ordered and funds allocated.

*SCEP projects follows a three-phase design process that begins with planning/design, followed by implementation and finally completion when all items have been delivered and installed.



Hallandale Magnet High School

(f.k.a. Hallandale High School)

720 NW 9 AVENUE, HALLANDALE 33009

Location Num	0403
Board District	1
Board Member	Ann Murray
ADEFP Budget*	\$7,946,666
Total Facilities Budget	\$7,476,000

***NOTE** This quarter reflects the Adopted District Educational Facilities Plan total budget as approved by SBBC in September 2019. This budget includes Technology improvements and Musical Instruments Replacements which are not included in this section of the report.

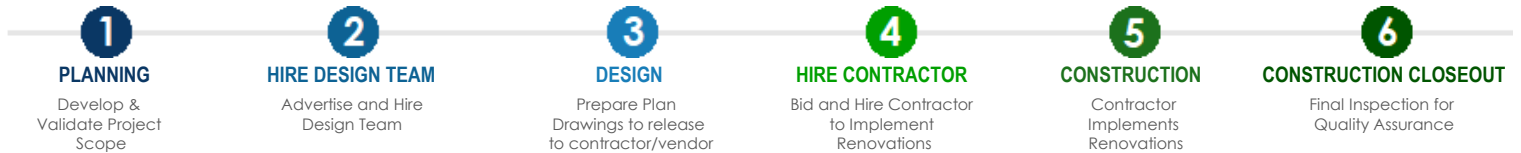
- All dates are based on calendar year. SMART funded projects are included. Only
- Projects without expenditures to date may not show up in the "Financially Active Project Detail Schedule".

PRIMARY PROJECTS CURRENT STATUS: Design

Primary Renovation: 100% Construction Documents in the permitting process. Due to the limited capacity and accessibility caused by the current health crisis projects with the highest urgency have been prioritized, causing some submissions to be temporarily delayed in the permit review process.

School Choice Enhancements: Ballot developed 7/23/2019; it complies with District guidelines. Ballot approved 7/23/2019. Voting completed 9/24/2019. Gym floor covering delivered 11/2019. Smart TV's Promethean Bundle, (5) ActivePanels delivered 11/2019. (1) golf cart delivered 12/2019. Jazz band instruments delivered 02/2020. (2) Basketball Gym Scoreboards, demo of old, and install of new on order.

SMART Facilities Update By Project



Primary Renovation

Phase: **97% Complete**

SCHEDULE: (Calendar Year)	1: Planning	2: Hire A/E	3: Design	4: Hire Contractor	5: Construction	6: Closeout
Planned	Q4 2017	Q1 2018	Q4 2018	Q2 2019	Q1 2020	Q4 2020
New Planned	Q4 2017	Q1 2018	Q4 2018	Q4 2019	Q2 2020	Q1 2022
Actual/Forecast	9/1/2017	11/13/2017	5/15/2018	Q3 2020		

SCOPE:	BUDGET:
Bldg Envelope Impr. (Roof, Window, Ext Wall, etc.)	\$977,000
Electrical Improvements	\$653,000
Fire Alarm	\$1,006,000
Fire Sprinklers	\$2,130,000
HVAC Improvements	\$559,000
Media Center improvements	\$382,000
STEM Lab improvements	\$1,248,000

FLAG: S - Project Delayed

COMMENTS:
 Reason: Delays have occurred during the design phase. The design firm has missed multiple submission deadlines throughout the design process. Remedy: The owner will be enforcing terms of the contract for delays.

FLAG KEY: S=Schedule B= Budget

S-Project Delayed=Schedule: Project has missed the planned milestone date for progressing to the next phase in the process.

S-Delay Possible=Schedule: Reflects a possibility of the project missing the planned milestone date for progressing to next phase in the process.

B=Budget: reflects a need for board approved increase in funding based on bid and/or change order results.

Hallandale Magnet High School

(f.k.a. Hallandale High School)

SMART Facilities Update by Project Cont.

Track

Phase: **100% Complete**

SCHEDULE: (Calendar Year)	1: Planning	2: Hire A/E	3: Design	4: Hire Contractor	5: Construction	6: Closeout
Planned	N/A	N/A	N/A	N/A	N/A	N/A
Actual/Forecast	10/17/2016	N/A	N/A	N/A	10/17/2016	12/7/2016

SCOPE: Track Resurfacing	BUDGET: \$300,000	FLAG: COMMENTS:
------------------------------------	-----------------------------	----------------------------------

Weight Room

Phase: **100% Complete**

SCHEDULE: (Calendar Year)	1: Planning	2: Hire A/E	3: Design	4: Hire Contractor	5: Construction	6: Closeout
Planned	Q4 2017	Q4 2017	Q4 2017	Q2 2018	Q2 2018	Q3 2018
Actual/Forecast	1/2/2018	1/9/2018	2/5/2018	4/17/2018	4/25/2018	9/21/2018

SCOPE: Weight Room Renovation	BUDGET: \$121,000	FLAG: COMMENTS:
---	-----------------------------	----------------------------------

School Choice Enhancements*

Phase: **42% Complete**

SCHEDULE:	PH:1 Planning/Design	PH:2 Implement	PH:3 Complete
Planned	Q4 2018	Q3 2019	TBD
Actual	11/2018	09/2019	TBD

SCOPE: School Choice Enhancement	BUDGET: \$100,000	FLAG: COMMENTS: Planned date shown as TBD will be provided after all items have been ordered and funds allocated.
--	-----------------------------	---

*SCEP projects follows a three-phase design process that begins with planning/design, followed by implementation and finally completion when all items have been delivered and installed.



Harbordale Elementary School

900 SE 15 STREET, FORT LAUDERDALE 33316

Location Num	0491
Board District	3
Board Member	Heather P. Brinkworth
ADEFP Budget*	\$1,384,000
Total Facilities Budget	\$1,149,000

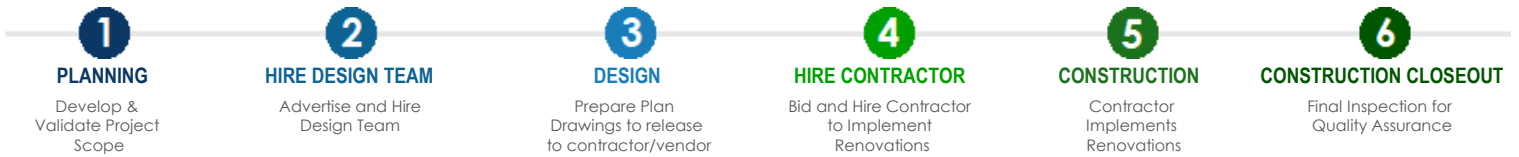
***NOTE** This quarter reflects the Adopted District Educational Facilities Plan total budget as approved by SBBC in September 2019. This budget includes Technology improvements and Musical Instruments Replacements which are not included in this section of the report.
 - All dates are based on calendar year. SMART funded projects are included. Only
 - Projects without expenditures to date may not show up in the "Financially Active Project Detail Schedule".

PRIMARY PROJECTS CURRENT STATUS: Hire Contractor

Primary Renovation: Contractor procurement in progress. Selected CM firm is declining the project. Termination of the contractor is in progress.

School Choice Enhancements: Voting authorized 04/05/2019. Voting completed 5/15/2019. Shade voted on in the first round did not meet ADA compliance. School developed another ballot, and the voting was authorized 8/28/2019. Voting completed 10/14/2019. (10-pack) ipad 32 GB, iPad cases, (1) iPad cart delivered 11/2019. (1) Recordex delivered and installed 01/2020. (150) Lenovo 100e laptops, (4) EarthWalk carts, (174) Pre-existing laptop cart cables delivered 02/2020. Stage curtains on order. Marquee in design.

SMART Facilities Update By Project



Primary Renovation

Phase: **15% Complete**

SCHEDULE: (Calendar Year)	1: Planning	2: Hire A/E	3: Design	4: Hire Contractor	5: Construction	6: Closeout
Planned	Q4 2017	Q1 2018	Q4 2018	Q1 2019	Q4 2019	Q3 2020
New Planned	Q4 2017	Q1 2018	Q4 2018	Q4 2019	Q1 2020	Q2 2021
Actual/Forecast	6/1/2017	8/30/2017	3/22/2018	8/15/2019	Q4 2020	

SCOPE:	BUDGET:
Bldg Envelope Impr. (Roof, Window, Ext Wall, etc.)	\$190,000
HVAC Improvements	\$859,000

FLAG: S - Project Delayed

COMMENTS:

Reason: Delays occurred during bid and award phase due to the need for a roofing reality check. Remedy: The project has concluded the roofing reality check. Update: CM firm is declining to continue with the project. Termination is in progress.

FLAG KEY: S=Schedule B= Budget

S-Project Delayed=Schedule: Project has missed the planned milestone date for progressing to the next phase in the process.

S-Delay Possible=Schedule: Reflects a possibility of the project missing the planned milestone date for progressing to next phase in the process.

B=Budget: reflects a need for board approved increase in funding based on bid and/or change order results.

Harbordale Elementary School

SMART Facilities Update by Project Cont.

School Choice Enhancements*

Phase: **52% Complete**

SCHEDULE:	PH:1 Planning/Design		PH:2 Implement		PH:3 Complete	
Planned	Q4 2018	Q2 2019	TBD	TBD	TBD	TBD
Actual	11/2018	05/2019				

SCOPE:

School Choice Enhancement

BUDGET:

\$100,000

FLAG:

COMMENTS:

Planned dates shown as TBD will be provided after all items have been ordered and funds allocated.

*SCEP projects follows a three-phase design process that begins with planning/design, followed by implementation and finally completion when all items have been delivered and installed.



Hawkes Bluff Elementary School

5900 SW 160 AVENUE, DAVIE 33331

Location Num	3131
Board District	2
Board Member	Patricia Good
ADEFP Budget*	\$7,352,437
Total Facilities Budget	\$6,909,437

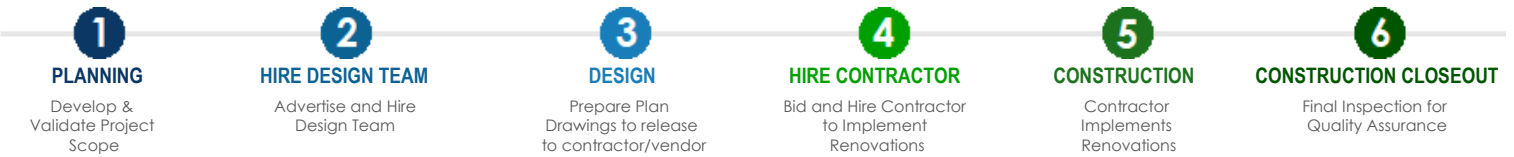
***NOTE** This quarter reflects the Adopted District Educational Facilities Plan total budget as approved by SBBC in September 2019. This budget includes Technology improvements and Musical Instruments Replacements which are not included in this section of the report.
 - All dates are based on calendar year. SMART funded projects are included. Only
 - Projects without expenditures to date may not show up in the "Financially Active Project Detail Schedule".

PRIMARY PROJECTS CURRENT STATUS: **Construction**

Primary Renovation: Construction in progress. Two chillers have been installed. Chiller startup is in progress. The chiller pumps are installed and currently working with the existing chillers.

School Choice Enhancements: COMPLETED 09/2019 - Voting completed 10/13/16. Student chairs delivered 12/2016. LCD projector delivered 2/2017. Primary Playground Upgrades completed 12/2017. Classroom blinds complete 10/2018. Shade structure construction began 1/15/2019. Shade Structure construction began 01/2019; construction completed 03/2019. Additional blinds order processed and PO issued 7/2019; installation complete 09/2019.

SMART Facilities Update By Project



Primary Renovation

Phase: **10% Complete**

SCHEDULE: (Calendar Year)	1: Planning	2: Hire A/E	3: Design	4: Hire Contractor	5: Construction	6: Closeout
Planned	Q2 2016	Q2 2016	Q1 2017	Q4 2017	Q2 2018	Q1 2019
New Planned	Q2 2016	Q2 2016	Q1 2017	Q1 2019	Q2 2019	Q3 2020
Actual/Forecast	4/22/2016	6/21/2016	2/6/2017	1/2/2019	6/25/2019	11/30/2020

SCOPE:	BUDGET:
Additional Funding - Board Approved 05/07/19 (JJ-4)	\$3,906,437
Bldg Envelope Impr. (Roof, Window, Ext Wall, etc.)	\$1,234,000
HVAC Improvements	\$1,669,000

FLAG: S - Delay Possible

COMMENTS:
 Original contractual date of substantial completion is 6/20/2020. Project is currently delayed due to roofing sub-permit and initial HVAC submittal revisions that were required. Construction is being closely watched to avoid additional delays.

FLAG KEY: S=Schedule B= Budget

S-Project Delayed=Schedule: Project has missed the planned milestone date for progressing to the next phase in the process.

S-Delay Possible=Schedule: Reflects a possibility of the project missing the planned milestone date for progressing to next phase in the process.

B=Budget: reflects a need for board approved increase in funding based on bid and/or change order results.

Hawkes Bluff Elementary School

SMART Facilities Update by Project Cont.


School Choice Enhancements*

Phase: **100%** Complete

SCHEDULE:	PH:1 Planning/Design	PH:2 Implement	PH:3 Complete
Planned	Q1 2016	Q4 2016	Q2 2018
Actual	01/2016	10/2016	09/2019

SCOPE:	BUDGET:	FLAG:
School Choice Enhancement	\$100,000	COMMENTS:

*SCEP projects follows a three-phase design process that begins with planning/design, followed by implementation and finally completion when all items have been delivered and installed.



Henry D. Perry Education Center

3400 WILDCAT WAY, MIRAMAR 33023

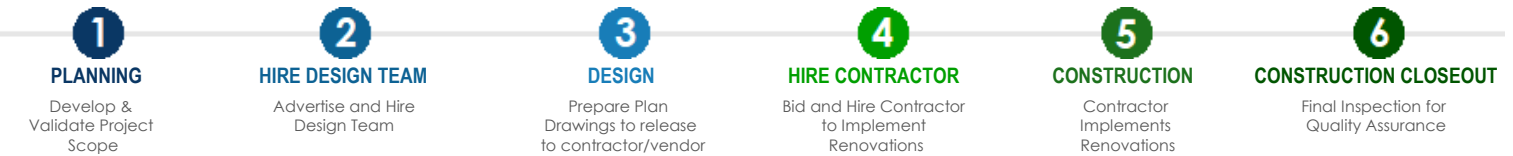
Location Num	1011
Board District	1
Board Member	Ann Murray
ADEFP Budget*	\$6,219,000
Total Facilities Budget	\$5,907,000

***NOTE** This quarter reflects the Adopted District Educational Facilities Plan total budget as approved by SBBC in September 2019. This budget includes Technology improvements and Musical Instruments Replacements which are not included in this section of the report.
 - All dates are based on calendar year. SMART funded projects are included. Only
 - Projects without expenditures to date may not show up in the "Financially Active Project Detail Schedule".

PRIMARY PROJECTS CURRENT STATUS: Hire Contractor

Primary Renovation: Contractor procurement in progress. Advertisement for bid has taken place. Pending bid opening in July 2020.
 School Choice Enhancements: Voting completed 2/15/2019 - Indoor furniture, cafeteria tables delivered 08/2019. Students chairs and desks delivered 08/2019. Laptop carts delivered 10/2019.

SMART Facilities Update By Project



Primary Renovation

Phase: **30% Complete**

SCHEDULE: (Calendar Year)	1: Planning	2: Hire A/E	3: Design	4: Hire Contractor	5: Construction	6: Closeout
Planned	Q2 2017	Q2 2017	Q1 2018	Q3 2018	Q1 2019	Q2 2020
New Planned	Q2 2017	Q2 2017	Q1 2018	Q3 2019	Q1 2020	Q2 2021
Actual/Forecast	4/14/2017	5/19/2017	12/7/2017	5/20/2019	Q3 2020	

SCOPE:	BUDGET:
Bldg Envelope Impr. (Roof, Window, Ext Wall, etc.)	\$2,145,000
Fire Alarm	\$461,000
Fire Sprinklers	\$15,000
HVAC Improvements	\$3,186,000

FLAG: **S - Project Delayed**

COMMENTS:
 Funding Year 1 thru 3 projects are to take priority for advertisement of bid. The project is funded under Year 4. Advertisement for bids took place with all available Year 1 thru 3 projects already advertised.

School Choice Enhancements*

Phase: **100% Complete**

SCHEDULE:	PH:1 Planning/Design	PH:2 Implement	PH:3 Complete
Planned	Q4 2017	Q1 2019	Q3 2020
Actual	11/2017	02/2019	10/2019

SCOPE:	BUDGET:
School Choice Enhancement	\$100,000

FLAG: **S - Project Delayed**

COMMENTS:

*SCEP projects follows a three-phase design process that begins with planning/design, followed by implementation and finally completion when all items have been delivered and installed.



Heron Heights Elementary School

11010 NOB HILL ROAD, PARKLAND 33076

Location Num	3961
Board District	4
Board Member	Lori Alhadeff
ADEFP Budget*	\$2,160,694
Total Facilities Budget	\$757,000

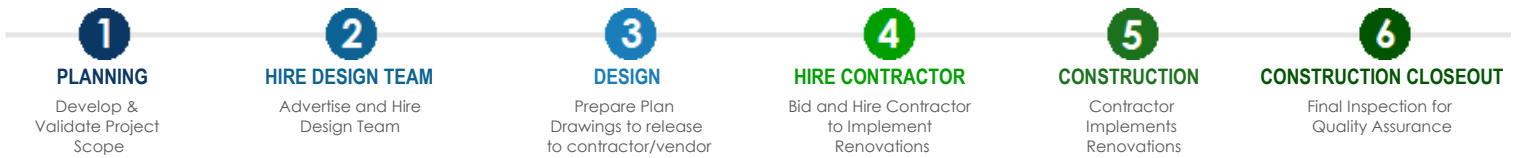
***NOTE** This quarter reflects the Adopted District Educational Facilities Plan total budget as approved by SBBC in September 2019. This budget includes Technology improvements and Musical Instruments Replacements which are not included in this section of the report.
 - All dates are based on calendar year. SMART funded projects are included. Only
 - Projects without expenditures to date may not show up in the "Financially Active Project Detail Schedule".

PRIMARY PROJECTS CURRENT STATUS: Hire Contractor

Primary Renovation: Contractor procurement in progress. The GMP amendment has been approved. Notice to Proceed is being executed.

School Choice Enhancements: Principal's letter initiated 11/30/2018 for Year 5 group. Kick-off meeting held during SAC on 12/17/18. Voting authorized 3/18/2019. Ballot revised, voting authorized 4/22/2019. Voting completed 5/29/2019. Marquee in design. (190) Lenovo laptops delivered 02/2020.

SMART Facilities Update By Project



Primary Renovation

Phase: **85% Complete**

SCHEDULE: (Calendar Year)	1: Planning	2: Hire A/E	3: Design	4: Hire Contractor	5: Construction	6: Closeout
Planned	Q2 2018	Q3 2018	Q1 2019	Q4 2019	Q2 2020	Q3 2020
New Planned	Q2 2018	Q3 2018	Q1 2019	Q1 2020	Q2 2020	Q2 2021
Actual/Forecast	12/13/2017	2/6/2018	8/7/2018	12/19/2019	Q2 2021	

SCOPE:	BUDGET:
Bldg Envelope Impr. (Roof, Window, Ext Wall, etc.)	\$200,000
Conversion of Existing Space to Music and/or Art Lab(s)	\$169,000
HVAC Improvements	\$152,000
Music Room Renovation	\$136,000

FLAG: S - Project Delayed

COMMENTS:
 Reason: Delays were experienced during bid and award due to the required roofing reality check and negotiations with the CM firm.
 Remedy: Roofing reality check has been completed and the Notice to Proceed is being executed.

FLAG KEY: S=Schedule B= Budget

S-Project Delayed=Schedule: Project has missed the planned milestone date for progressing to the next phase in the process.

S-Delay Possible=Schedule: Reflects a possibility of the project missing the planned milestone date for progressing to next phase in the process.

B=Budget: reflects a need for board approved increase in funding based on bid and/or change order results.

Heron Heights Elementary School

SMART Facilities Update by Project Cont.

School Choice Enhancements*

Phase: **45% Complete**

SCHEDULE:	PH:1 Planning/Design	PH:2 Implement	PH:3 Complete
Planned	Q4 2018	Q2 2019	TBD
Actual	11/2018	05/2019	TBD

SCOPE: School Choice Enhancement	BUDGET: \$100,000	FLAG: COMMENTS: Planned dates shown as TBD will be provided after all items have been ordered and funds allocated.
--	-----------------------------	--

*SCEP projects follows a three-phase design process that begins with planning/design, followed by implementation and finally completion when all items have been delivered and installed.



Hollywood Central Elementary School

1700 MONROE STREET, HOLLYWOOD 33020

Location Num	0121
Board District	1
Board Member	Ann Murray
ADEFP Budget*	\$9,029,350
Total Facilities Budget	\$8,758,350

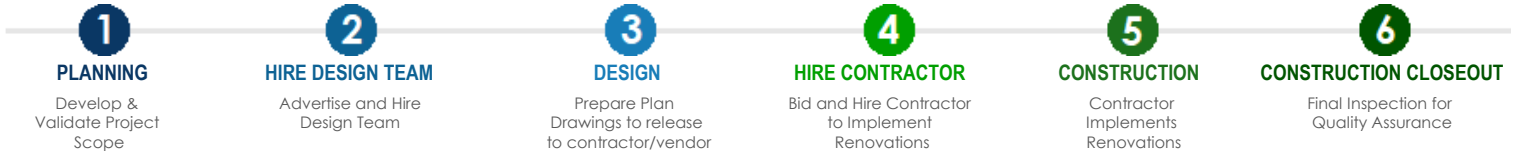
***NOTE** This quarter reflects the Adopted District Educational Facilities Plan total budget as approved by SBBC in September 2019. This budget includes Technology improvements and Musical Instruments Replacements which are not included in this section of the report.
 - All dates are based on calendar year. SMART funded projects are included. Only
 - Projects without expenditures to date may not show up in the "Financially Active Project Detail Schedule".

PRIMARY PROJECTS CURRENT STATUS: Hire Contractor

Primary Renovation: Contractor procurement in progress. Board approval to award has taken place. Pending execution of the Notice to Proceed.

School Choice Enhancements: Kick-off meeting held 4/5/2018. Ballot development in progress.

SMART Facilities Update By Project



Primary Renovation

Phase: **70% Complete**

SCHEDULE: (Calendar Year)	1: Planning	2: Hire A/E	3: Design	4: Hire Contractor	5: Construction	6: Closeout
Planned	Q2 2017	Q3 2017	Q1 2018	Q3 2018	Q1 2019	Q1 2020 Q2 2020
New Planned	Q2 2017	Q3 2017	Q1 2018	Q2 2019	Q4 2019	Q1 2021 Q1 2021
Actual/Forecast	4/14/2017	5/19/2017	12/4/2017	2/26/2019	Q3 2020	

SCOPE:	BUDGET:
Additional Funding - Board Approved 05/19/20 (JJ-20)	\$3,841,350
Bldg Envelope Impr. (Roof, Window, Ext Wall, etc.)	\$2,155,000
Electrical Improvements	\$676,000
HVAC Improvements	\$1,887,000
Safety / Security Upgrade	\$99,000

FLAG: SB - Project Delayed

COMMENTS:
 Reason: Funding Year 1 thru 3 projects are to take priority for advertisement of bid. The project is funded under Year 4 and was advertised after the available Funding Year 1 thru 3 projects were advertised. Remedy: The Board approval to award has taken place with Notice to Proceed being executed. Budget: Additional funding of \$3,841,350 was approved by the Board on 5/19/2020 in conjunction with the approval to award the construction agreement for the project.

FLAG KEY: S=Schedule B= Budget

S-Project Delayed=Schedule: Project has missed the planned milestone date for progressing to the next phase in the process.

S-Delay Possible=Schedule: Reflects a possibility of the project missing the planned milestone date for progressing to next phase in the process.

B=Budget: reflects a need for board approved increase in funding based on bid and/or change order results.

Hollywood Central Elementary School

SMART Facilities Update by Project Cont.

School Choice Enhancements*

Phase: **25% Complete**

SCHEDULE:	PH:1 Planning/Design	PH:2 Implement	PH:3 Complete
Planned	Q4 2017	TBD	TBD
Actual	11/2017		

SCOPE:	BUDGET:	FLAG:
School Choice Enhancement	\$100,000	COMMENTS: Planned date for Implementation phase shown as TBD will be provided after voting process has been completed by the school community.

*SCEP projects follows a three-phase design process that begins with planning/design, followed by implementation and finally completion when all items have been delivered and installed.



Hollywood Hills Elementary School

3501 TAFT STREET, HOLLYWOOD 33021

Location Num	0111
Board District	1
Board Member	Ann Murray
ADEFP Budget*	\$3,464,000
Total Facilities Budget	\$3,099,000

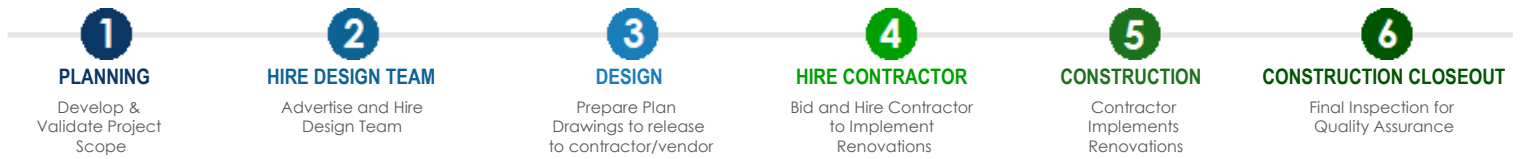
***NOTE** This quarter reflects the Adopted District Educational Facilities Plan total budget as approved by SBBC in September 2019. This budget includes Technology improvements and Musical Instruments Replacements which are not included in this section of the report.
 - All dates are based on calendar year. SMART funded projects are included. Only
 - Projects without expenditures to date may not show up in the "Financially Active Project Detail Schedule".

PRIMARY PROJECTS CURRENT STATUS: Design

Primary Renovation: 100% Construction Documents is in progress.

School Choice Enhancements: Voting authorized 10/2019. Voting completed 01/2020. - Fencing for the bus loop area, (22) Novo Pros delivered 02/2020. (20) iPads, (42) student laptop 300e, (10) teacher laptops, (2) Earthwalk carts and wiring, Outdoor Wireless Network Access Point, and Refurbishing the existing marquee on order. (2) iPad charging carts delivered 02/2020.

SMART Facilities Update By Project



Primary Renovation

Phase: **88% Complete**

SCHEDULE: (Calendar Year)	1: Planning	2: Hire A/E	3: Design	4: Hire Contractor	5: Construction	6: Closeout
Planned	Q4 2017	Q1 2018	Q3 2018	Q2 2019	Q4 2019	Q2 2020
New Planned	Q4 2017	Q1 2018	Q3 2018	Q2 2020	Q4 2020	Q4 2021
Actual/Forecast	6/1/2017	8/30/2017	3/5/2018	Q4 2020		

SCOPE:	BUDGET:
Bldg Envelope Impr. (Roof, Window, Ext Wall, etc.)	\$915,000
Electrical Improvements	\$400,000
Fire Sprinklers	\$329,000
HVAC Improvements	\$1,255,000
Safety / Security Upgrade	\$84,000

FLAG: S - Project Delayed

COMMENTS:
 Delays are occurring during the design phase. The original design firm was terminated. The new design firm is preparing to submit 100% construction documents for review.

Pump Replacement

Phase: **100% Complete**

SCHEDULE: (Calendar Year)	1: Planning	2: Hire A/E	3: Design	4: Hire Contractor	5: Construction	6: Closeout
Planned	N/A	N/A	N/A	N/A	N/A	N/A
Actual/Forecast	N/A	N/A	N/A	N/A	6/1/2017	6/30/2017
						6/29/2017

SCOPE:	BUDGET:
HVAC Improvements - Pump Replacement	\$16,000

FLAG:

COMMENTS:

FLAG KEY: S=Schedule B= Budget

S-Project Delayed=Schedule: Project has missed the planned milestone date for progressing to the next phase in the process.

S-Delay Possible=Schedule: Reflects a possibility of the project missing the planned milestone date for progressing to next phase in the process.

B=Budget: reflects a need for board approved increase in funding based on bid and/or change order results.

Hollywood Hills Elementary School

SMART Facilities Update by Project Cont.

School Choice Enhancements*

Phase: **40% Complete**

SCHEDULE:	PH:1 Planning/Design	PH:2 Implement	PH:3 Complete
Planned	Q4 2018	Q1 2020	TBD
Actual	11/2018	01/2020	TBD

SCOPE:

School Choice Enhancement

BUDGET:

\$100,000

FLAG:

COMMENTS:

Planned dates shown as TBD will be provided after all items have been ordered and funds allocated.

*SCEP projects follows a three-phase design process that begins with planning/design, followed by implementation and finally completion when all items have been delivered and installed.



Hollywood Hills High School

5400 STIRLING ROAD, HOLLYWOOD 33021

Location Num	1661
Board District	1
Board Member	Ann Murray
ADEFP Budget*	\$23,262,351
Total Facilities Budget	\$22,196,351

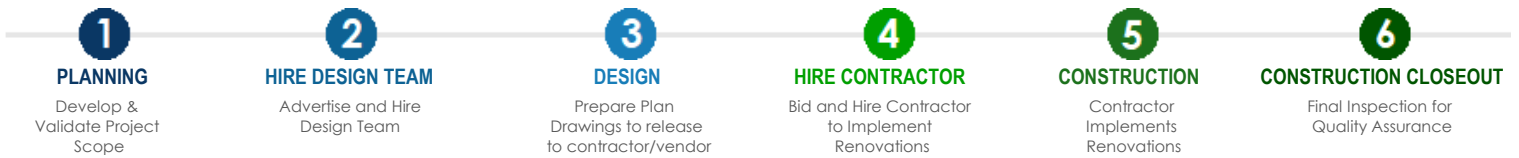
***NOTE** This quarter reflects the Adopted District Educational Facilities Plan total budget as approved by SBBC in September 2019. This budget includes Technology improvements and Musical Instruments Replacements which are not included in this section of the report.
 - All dates are based on calendar year. SMART funded projects are included. Only
 - Projects without expenditures to date may not show up in the "Financially Active Project Detail Schedule".

PRIMARY PROJECTS CURRENT STATUS: **Construction**

Primary Renovation: Construction in progress. Fire Sprinkler, Electrical, and interior improvements are in progress. HVAC equipment has been delivered. Roof drainage improvements are in progress on Building 1.

School Choice Enhancements: COMPLETED 05/2018 - Voting completed 12/21/16. Two-way radios, front office furniture, chairs, plastic tables, trophy cases, delivered 10/2017. Conference, chairs and guidance rooms furniture, completed 05/2018. Additional two-way radios delivered 05/2018.

SMART Facilities Update By Project



Primary Renovation

Phase: **28% Complete**

SCHEDULE: (Calendar Year)	1: Planning	2: Hire A/E	3: Design	4: Hire Contractor	5: Construction	6: Closeout
Planned	Q2 2016	Q3 2016	Q1 2017	Q4 2017	Q3 2018	Q4 2019
New Planned	Q2 2016	Q3 2016	Q1 2017	Q1 2019	Q1 2019	Q2 2021
Actual/Forecast	5/19/2016	7/26/2016	3/3/2017	1/2/2019	6/12/2019	5/18/2021

SCOPE:	BUDGET:
Additional Funding - Board Approved 03/19/2019 (JJ-2)	\$7,154,351
Electrical Improvements	\$1,689,000
Fire Alarm	\$1,007,000
Fire Sprinklers	\$1,678,000
HVAC Improvements	\$3,861,000
Media Center improvements	\$505,000
Roof Replacement	\$3,568,000
Safety / Security Upgrade	\$47,000
STEM Lab improvements	\$2,166,000

FLAG:

COMMENTS:

Original contractual date of substantial completion is 5/18/2021. Project is currently on pace.

FLAG KEY: **S**=Schedule **B**= Budget

S-Project Delayed=Schedule: Project has missed the planned milestone date for progressing to the next phase in the process.

S-Delay Possible=Schedule: Reflects a possibility of the project missing the planned milestone date for progressing to next phase in the process.

B=Budget: reflects a need for board approved increase in funding based on bid and/or change order results.

Hollywood Hills High School

SMART Facilities Update by Project Cont.

Track							
Phase: 100% Complete							
SCHEDULE: (Calendar Year)	1: Planning	2: Hire A/E	3: Design	4: Hire Contractor	5: Construction	6: Closeout	
Planned	N/A	N/A	N/A	N/A	N/A	N/A	N/A
Actual/Forecast	10/3/2016	N/A	N/A	N/A	10/3/2016	11/30/2016	12/1/2016
SCOPE:	BUDGET:		FLAG:				
Track Resurfacing	\$300,000		COMMENTS:				

Weight Room							
Phase: 100% Complete							
SCHEDULE: (Calendar Year)	1: Planning	2: Hire A/E	3: Design	4: Hire Contractor	5: Construction	6: Closeout	
Planned	Q2 2017	Q2 2017	Q3 2017	Q3 2017	Q3 2017	Q4 2017	Q1 2018
Actual/Forecast	4/14/2017	4/21/2017	7/13/2017	8/2/2017	1/5/2018	2/23/2018	2/26/2018
SCOPE:	BUDGET:		FLAG:				
Weight Room Renovation	\$121,000		COMMENTS:				

School Choice Enhancements*				
Phase: 100% Complete				
SCHEDULE:	PH:1 Planning/Design	PH:2 Implement	PH:3 Complete	
Planned	Q1 2016	Q4 2016	Q1 2018	Q1 2018
Actual	01/2016	12/2016	05/2018	05/2018
SCOPE:	BUDGET:		FLAG:	
School Choice Enhancement	\$100,000		COMMENTS:	

*SCEP projects follows a three-phase design process that begins with planning/design, followed by implementation and finally completion when all items have been delivered and installed.



Hollywood Park Elementary School

901 N 69 WAY, HOLLYWOOD 33024

Location Num	1761
Board District	1
Board Member	Ann Murray
ADEFP Budget*	\$7,308,250
Total Facilities Budget	\$7,065,250

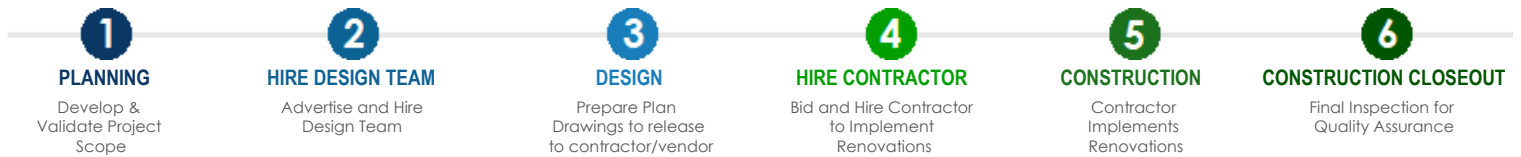
***NOTE** This quarter reflects the Adopted District Educational Facilities Plan total budget as approved by SBBC in September 2019. This budget includes Technology improvements and Musical Instruments Replacements which are not included in this section of the report.
 - All dates are based on calendar year. SMART funded projects are included. Only
 - Projects without expenditures to date may not show up in the "Financially Active Project Detail Schedule".

PRIMARY PROJECTS CURRENT STATUS: **Construction**

Primary Renovation: Construction in progress. Shop drawings and submittals are being prepared.

School Choice Enhancements: COMPLETED 03/2020 - Voting completed 6/15/17. Cafeteria LCD Projector and laptops delivered 08/2017. Speakers and Control Center completed 08/2017. Playground upgrades approved by ADA manager and Playground Inspector; permit issued 1/29/2019; plan change permitted 5/23/2019. Construction started 08/2019. Plan change permit issued 10/25/2019; Playground completed 11/2019. (12) Lenovo Laptops 100e on order.

SMART Facilities Update By Project



Primary Renovation

Phase: **1% Complete**

SCHEDULE: (Calendar Year)	1: Planning	2: Hire A/E	3: Design	4: Hire Contractor	5: Construction	6: Closeout
Planned	Q1 2016	Q2 2016	Q1 2017	Q4 2017	Q1 2018	Q1 2019
New Planned	Q1 2016	Q2 2016	Q1 2017	Q1 2019	Q3 2019	Q1 2021
Actual/Forecast	1/6/2016	6/15/2016	1/13/2017	5/24/2019	6/9/2020	12/13/2021

SCOPE:	BUDGET:
Additional Funding - Board Approved 2/19/20 (JJ-2)	\$2,780,250
Bldg Envelope Impr. (Roof, Window, Ext Wall, etc.)	\$1,500,000
Electrical Improvements	\$665,000
Fire Sprinklers	\$669,000
HVAC Improvements	\$1,068,000
Media Center improvements	\$283,000

FLAG: S - Delay Possible

COMMENTS:
 Original contractual date of substantial completion is 12/13/2021. The project is on pace. The project has experienced delays during design and bid and award which will not be recovered.

FLAG KEY: S=Schedule B= Budget

S-Project Delayed=Schedule: Project has missed the planned milestone date for progressing to the next phase in the process.

S-Delay Possible=Schedule: Reflects a possibility of the project missing the planned milestone date for progressing to next phase in the process.

B=Budget: reflects a need for board approved increase in funding based on bid and/or change order results.

Hollywood Park Elementary School

SMART Facilities Update by Project Cont.

School Choice Enhancements*

Phase: **97% Complete**

SCHEDULE:	PH:1 Planning/Design	PH:2 Implement	PH:3 Complete
Planned	Q1 2016	Q2 2017	Q1 2020
Actual	01/2016	06/2017	03/2020

SCOPE:

School Choice Enhancement

BUDGET:

\$100,000

FLAG:

COMMENTS:

All items approved by voting process have been delivered and installed. (12) Lenovo laptop 100e are on order with remaining contingency portion of the SCEP funding.

*SCEP projects follows a three-phase design process that begins with planning/design, followed by implementation and finally completion when all items have been delivered and installed.



Horizon Elementary School

2101 PINE ISLAND ROAD, SUNRISE 33322

Location Num	2531
Board District	5
Board Member	Dr. Rosalind Osgood
ADEFP Budget*	\$1,163,000
Total Facilities Budget	\$913,000

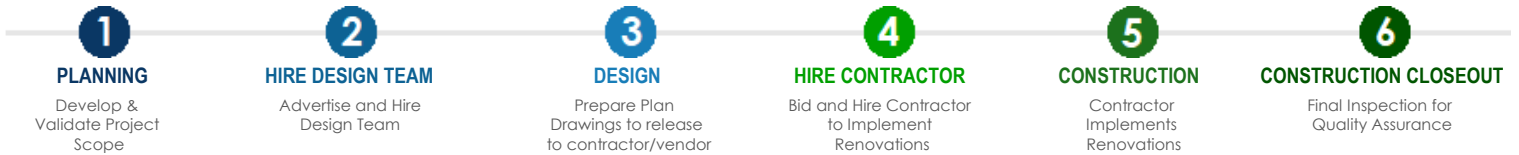
***NOTE** This quarter reflects the Adopted District Educational Facilities Plan total budget as approved by SBBC in September 2019. This budget includes Technology improvements and Musical Instruments Replacements which are not included in this section of the report.
 - All dates are based on calendar year. SMART funded projects are included. Only
 - Projects without expenditures to date may not show up in the "Financially Active Project Detail Schedule".

PRIMARY PROJECTS CURRENT STATUS: Hire Contractor

Primary Renovation: Contractor procurement in progress. Pending Board approval to award scheduled for July 2020.

School Choice Enhancements: COMPLETED 08/2019 - Voting authorized 5/17/18. Voting Completed 6/1/2018. Badge Maker, Outdoor PA System, Printers and Classroom rugs delivered 07/2018. Recordex and Digital Poster Maker delivered 08/2018. (178) laptops, (10) laptops carts, morning show equipment and (11) reading tables delivered 09/2018. (23) Lenovo 300e delivered 02/2019. (1) Lenovo 100e delivered 08/2019.

SMART Facilities Update By Project



Primary Renovation

Phase: **25% Complete**

SCHEDULE: (Calendar Year)	1: Planning	2: Hire A/E	3: Design	4: Hire Contractor	5: Construction	6: Closeout
Planned	Q3 2017	Q3 2017	Q2 2018	Q4 2018	Q2 2019	Q1 2020
New Planned	Q3 2017	Q3 2017	Q2 2018	Q3 2019	Q1 2020	Q1 2021
Actual/Forecast	5/1/2017	7/20/2017	3/14/2018	8/12/2019	Q3 2020	

SCOPE:	BUDGET:
Bldg Envelope Impr. (Roof, Window, Ext Wall, etc.)	\$207,000
HVAC Improvements	\$405,000
Media Center improvements	\$201,000

FLAG: S - Project Delayed

COMMENTS:
 Reason: Funding Year 1 thru 3 projects are to take priority for advertisement of bid. The project is funded under Year 4 and was advertised after the available Funding Year 1 thru 3 projects were advertised.

FLAG KEY: S=Schedule B= Budget

S-Project Delayed=Schedule: Project has missed the planned milestone date for progressing to the next phase in the process.

S-Delay Possible=Schedule: Reflects a possibility of the project missing the planned milestone date for progressing to next phase in the process.

B=Budget: reflects a need for board approved increase in funding based on bid and/or change order results.

Horizon Elementary School

SMART Facilities Update by Project Cont.

School Choice Enhancements*

Phase: **100%** Complete

SCHEDULE:	PH:1 Planning/Design	PH:2 Implement	PH:3 Complete
Planned	Q4 2017	Q2 2018	Q2 2019
Actual	11/2017	06/2018	08/2019

SCOPE: School Choice Enhancement	BUDGET: \$100,000	FLAG: COMMENTS:
--	-----------------------------	----------------------------------

*SCEP projects follows a three-phase design process that begins with planning/design, followed by implementation and finally completion when all items have been delivered and installed.



Indian Ridge Middle School

1355 NOB HILL ROAD, DAVIE 33324

Location Num	3471
Board District	6
Board Member	Laurie Rich Levinson
ADEFP Budget*	\$6,850,102
Total Facilities Budget	\$6,160,102

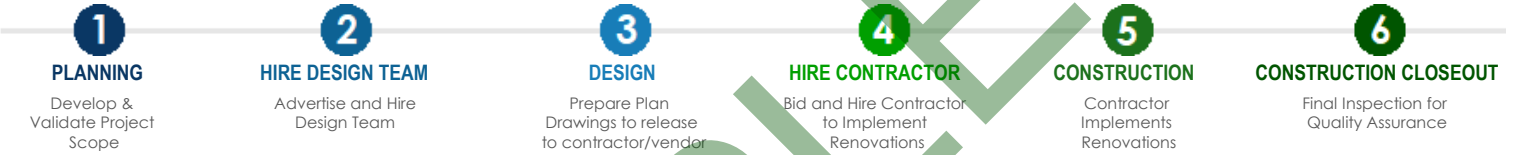
***NOTE** This quarter reflects the Adopted District Educational Facilities Plan total budget as approved by SBBC in September 2019. This budget includes Technology improvements and Musical Instruments Replacements which are not included in this section of the report.
 - All dates are based on calendar year. SMART funded projects are included. Only
 - Projects without expenditures to date may not show up in the "Financially Active Project Detail Schedule".

PRIMARY PROJECTS CURRENT STATUS: Complete

Primary Renovation: Complete.

School Choice Enhancements: COMPLETED 04/2017 - Printers delivered 09/2016. Computers for both staff and students delivered 04/2017.

SMART Facilities Update By Project



Primary Renovation

Phase: **100% Complete**

SCHEDULE: (Calendar Year)	1: Planning	2: Hire A/E	3: Design	4: Hire Contractor	5: Construction	6: Closeout
Planned	Q1 2016	Q1 2016	Q3 2016	Q2 2017	Q4 2017	Q4 2018
New Planned	Q1 2016	Q1 2016	Q3 2016	Q2 2017	Q4 2017	Q1 2019
Actual/Forecast	1/6/2016	3/15/2016	9/23/2016	6/14/2017	12/1/2017	1/10/2019

SCOPE:	BUDGET:
Additional Funding - Board Approved 11/07/17 (JJ-10)	\$945,102
Art Room Renovation and Equipment	\$85,000
Bldg Envelope Impr. (Roof, Window, Ext Wall, etc.)	\$2,895,000
Conversion of Existing Space to Music and/or Art Lab(s)	\$606,000
HVAC Improvements	\$1,008,000
Music Room Renovation	\$521,000

FLAG:

COMMENTS:

FLAG KEY: S=Schedule B= Budget

S-Project Delayed=Schedule: Project has missed the planned milestone date for progressing to the next phase in the process.

S-Delay Possible=Schedule: Reflects a possibility of the project missing the planned milestone date for progressing to next phase in the process.

B=Budget: reflects a need for board approved increase in funding based on bid and/or change order results.

Indian Ridge Middle School

SMART Facilities Update by Project Cont.

School Choice Enhancements*

Phase: **100%** Complete

SCHEDULE:	PH:1 Planning/Design	PH:2 Implement	PH:3 Complete
Planned	Q1 2016	Q3 2016	Q2 2017
Actual	01/2016	08/2016	04/2017

SCOPE:	BUDGET:	FLAG:
School Choice Enhancement	\$100,000	COMMENTS:

*SCEP projects follows a three-phase design process that begins with planning/design, followed by implementation and finally completion when all items have been delivered and installed.



Indian Trace Elementary School

400 INDIAN TRACE, WESTON 33326

Location Num	3181
Board District	6
Board Member	Laurie Rich Levinson
ADEFP Budget*	\$3,889,000
Total Facilities Budget	\$3,630,000

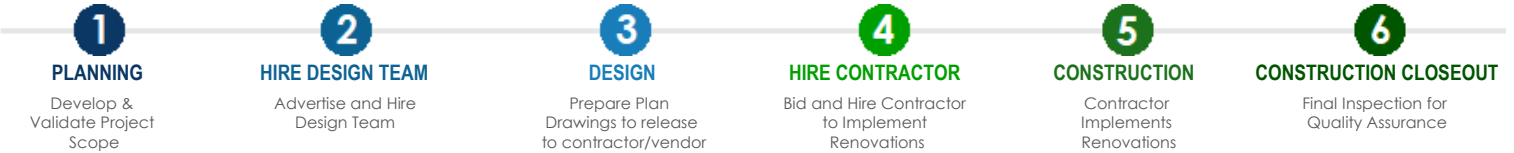
***NOTE** This quarter reflects the Adopted District Educational Facilities Plan total budget as approved by SBBC in September 2019. This budget includes Technology improvements and Musical Instruments Replacements which are not included in this section of the report.
 - All dates are based on calendar year. SMART funded projects are included. Only
 - Projects without expenditures to date may not show up in the "Financially Active Project Detail Schedule".

PRIMARY PROJECTS CURRENT STATUS: Design

Primary Renovation: 100% Construction Documents in review.

School Choice Enhancements: COMPLETED 03/2020 - Voting authorized 5/11/18 - Voting completed 5/31/18. Re-keying of the campus completed 07/2018. Electric strike delivered 09/2018. Playground construction started 8/2019; completed 9/2019.

SMART Facilities Update By Project



Primary Renovation

Phase: **85% Complete**

SCHEDULE: (Calendar Year)	1: Planning	2: Hire A/E	3: Design	4: Hire Contractor	5: Construction	6: Closeout
Planned	Q4 2017	Q1 2018	Q3 2018	Q2 2019	Q4 2019	Q2 2020
New Planned	Q4 2017	Q1 2018	Q3 2018	Q1 2020	Q3 2020	Q3 2021
Actual/Forecast	5/26/2017	7/20/2017	2/12/2018	Q4 2020		

SCOPE:	BUDGET:
Bldg Envelope Impr. (Roof, Window, Ext Wall, etc.)	\$1,306,000
Fire Alarm	\$269,000
HVAC Improvements	\$1,658,000

FLAG: **S - Project Delayed**

COMMENTS:
 Due to the termination of the original design firm the project was delayed by multiple months.

HVAC Improvements

Phase: **100% Complete**

SCHEDULE: (Calendar Year)	1: Planning	2: Hire A/E	3: Design	4: Hire Contractor	5: Construction	6: Closeout
Planned	N/A	N/A	N/A	N/A	N/A	N/A
Actual/Forecast	N/A	N/A	N/A	N/A	N/A	6/29/2017

SCOPE:	BUDGET:
HVAC Improvements - Chiller Replacement	\$297,000

FLAG:

COMMENTS:

FLAG KEY: **S**=Schedule **B**= Budget

S-Project Delayed=Schedule: Project has missed the planned milestone date for progressing to the next phase in the process.

S-Delay Possible=Schedule: Reflects a possibility of the project missing the planned milestone date for progressing to next phase in the process.

B=Budget: reflects a need for board approved increase in funding based on bid and/or change order results.

Indian Trace Elementary School

SMART Facilities Update by Project Cont.

School Choice Enhancements*

Phase: **99%** Complete

SCHEDULE:	PH:1 Planning/Design	PH:2 Implement	PH:3 Complete
Planned	Q4 2017	Q2 2018	Q1 2020
Actual	11/2017	05/2018	03/2020

SCOPE:

School Choice Enhancement

BUDGET:

\$100,000

FLAG:

COMMENTS:

All items approved by voting process have been delivered and installed. Budget reconciliation is in progress.

*SCEP projects follows a three-phase design process that begins with planning/design, followed by implementation and finally completion when all items have been delivered and installed.



J.P. Taravella High School

10600 RIVERSIDE DRIVE, CORAL SPRINGS 33071

Location Num	2751
Board District	4
Board Member	Lori Alhadeff
ADEFP Budget*	\$13,619,554
Total Facilities Budget	\$11,511,000

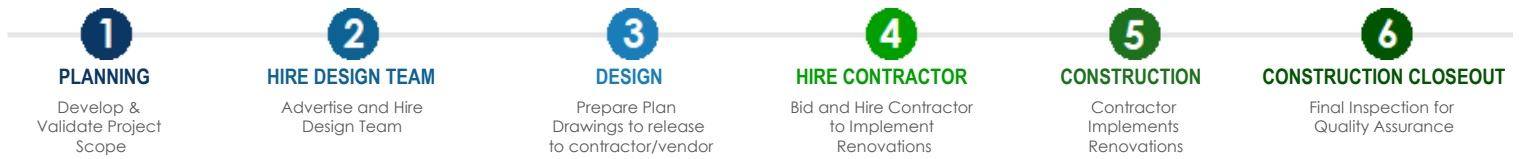
***NOTE** This quarter reflects the Adopted District Educational Facilities Plan total budget as approved by SBBC in September 2019. This budget includes Technology improvements and Musical Instruments Replacements which are not included in this section of the report.
 - All dates are based on calendar year. SMART funded projects are included. Only
 - Projects without expenditures to date may not show up in the "Financially Active Project Detail Schedule".

PRIMARY PROJECTS CURRENT STATUS: Hire Contractor

Primary Renovation: Contractor procurement in progress. GMP pricing has been received and is in review.

School Choice Enhancements: Voting authorized 5/11/18 - Voting completed 6/11/18 - Technology, Floor machine, Facilities equipment, Student desks delivered 09/2018. Outdoor benches and cafeteria tables delivered 10/2018. (2) Door Strikes installed 05/2019. Water Bottle Filling Stations permitted; completed 11/2019.

SMART Facilities Update By Project



Primary Renovation

Phase: **25% Complete**

SCHEDULE: (Calendar Year)	1: Planning	2: Hire A/E	3: Design	4: Hire Contractor	5: Construction	6: Closeout
Planned	Q1 2017	Q1 2017	Q3 2017	Q3 2018	Q1 2019	Q2 2020
New Planned	Q1 2017	Q1 2017	Q3 2017	Q2 2019	Q4 2019	Q3 2021
Actual/Forecast	1/9/2017	3/15/2017	10/12/2017	2/7/2020	Q3 2020	

SCOPE:	BUDGET:
Bldg Envelope Impr. (Roof, Window, Ext Wall, etc.)	\$1,441,000
Fire Sprinklers	\$2,236,000
HVAC Improvements	\$5,798,000
Media Center improvements	\$406,000
Safety / Security Upgrade	\$65,000
STEM Lab improvements	\$1,044,000

FLAG: S - Project Delayed

COMMENTS:

Reason: Delays have occurred in the permitting phase of the design process. The design firm took four months to submit to the permit process after the 100% Construction Document review. Remedy: The owner will be enforcing terms of the contract for delays and multiple resubmissions. The project has received a Letter of Recommendation to Permit. The delays during the design phase are not forecasted to be recovered.

FLAG KEY: S=Schedule B= Budget

S-Project Delayed=Schedule: Project has missed the planned milestone date for progressing to the next phase in the process.

S-Delay Possible=Schedule: Reflects a possibility of the project missing the planned milestone date for progressing to next phase in the process.

B=Budget: reflects a need for board approved increase in funding based on bid and/or change order results.

J.P. Taravella High School

SMART Facilities Update by Project Cont.

Weight Room

Phase: **100% Complete**

SCHEDULE: (Calendar Year)	1: Planning	2: Hire A/E	3: Design	4: Hire Contractor	5: Construction	6: Closeout
Planned	Q4 2017	Q4 2017	Q4 2017	Q2 2018	Q2 2018	Q3 2018
Actual/Forecast	9/18/2017	10/26/2017	11/16/2017	2/26/2018	3/26/2018	7/25/2018

SCOPE: Weight Room Renovation	BUDGET: \$121,000	FLAG: COMMENTS:
---	-----------------------------	----------------------------------

Track

Phase: **100% Complete**

SCHEDULE: (Calendar Year)	1: Planning	2: Hire A/E	3: Design	4: Hire Contractor	5: Construction	6: Closeout
Planned	N/A	N/A	Q4 2016	N/A	Q4 2017	Q1 2018
Actual/Forecast	4/18/2017	5/1/2017	5/19/2017	11/5/2017	2/1/2018	6/4/2018

SCOPE: Track Resurfacing	BUDGET: \$300,000	FLAG: COMMENTS:
------------------------------------	-----------------------------	----------------------------------

School Choice Enhancements*

Phase: **82% Complete**

SCHEDULE:	PH:1 Planning/Design	PH:2 Implement	PH:3 Complete
Planned	Q4 2017	Q2 2018	TBD
Actual	11/2017	06/2018	TBD

SCOPE: School Choice Enhancement	BUDGET: \$100,000	FLAG: COMMENTS: Planned dates shown as TBD will be provided after all items have been ordered and funds allocated.
--	-----------------------------	--

*SCEP projects follows a three-phase design process that begins with planning/design, followed by implementation and finally completion when all items have been delivered and installed.



James S. Hunt Elementary School

7800 NW 35 COURT, CORAL SPRINGS 33065

Location Num	1971
Board District	4
Board Member	Lori Alhadeff
ADEFP Budget*	\$5,267,000
Total Facilities Budget	\$4,933,000

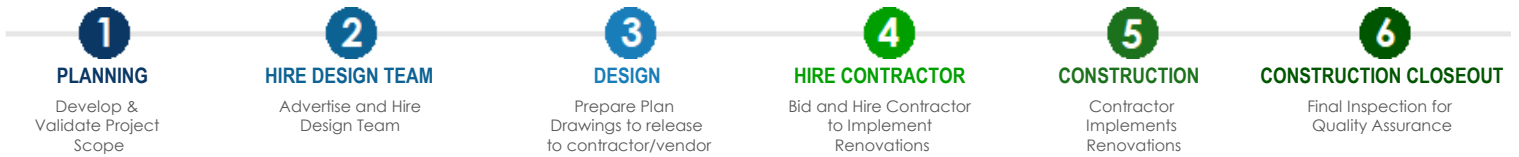
***NOTE** This quarter reflects the Adopted District Educational Facilities Plan total budget as approved by SBBC in September 2019. This budget includes Technology improvements and Musical Instruments Replacements which are not included in this section of the report.
 - All dates are based on calendar year. SMART funded projects are included. Only
 - Projects without expenditures to date may not show up in the "Financially Active Project Detail Schedule".

PRIMARY PROJECTS CURRENT STATUS: Design

Primary Renovation: 100% Construction Documents in the permitting process. Due to the limited capacity and accessibility caused by the current health crisis projects with the highest urgency have been prioritized, causing some submissions to be temporarily delayed in the permit review process.

School Choice Enhancements: Voting authorized 4/29/2019. Voting completed 5/18/2019. (11) Document Cameras, (8) Two-way radios with earpieces delivered 06/2019. (35) Projectors delivered 07/2019. (30) Power Adaptors, (90) Student Laptops; (25) Staff and (2) Admin Laptops, (3) Laptop Carts, and Laptop Cart Wiring, (30) Laptop carrying case delivered 10/2019. (7) Printers on order.

SMART Facilities Update By Project



Primary Renovation

Phase: **96% Complete**

SCHEDULE: (Calendar Year)	1: Planning	2: Hire A/E	3: Design	4: Hire Contractor	5: Construction	6: Closeout
Planned	Q3 2017	Q4 2017	Q3 2018	Q1 2019	Q4 2019	Q3 2020
New Planned	Q3 2017	Q4 2017	Q3 2018	Q1 2020	Q3 2020	Q1 2022
Actual/Forecast	7/1/2017	9/20/2017	5/3/2018	Q1 2021		

SCOPE:	BUDGET:
Bldg Envelope Impr. (Roof, Window, Ext Wall, etc.)	\$547,000
Fire Alarm	\$293,000
Fire Sprinklers	\$739,000
HVAC Improvements	\$2,722,000
Media Center improvements	\$333,000

FLAG: **S - Project Delayed**

COMMENTS:
Reason: Delays have occurred during the design phase. The design firm has not met the deadlines of the design deliverables. Remedy: The owner will be enforcing terms of the contract for delays.

HVAC Improvements

Phase: **95% Complete**

SCHEDULE: (Calendar Year)	1: Planning	2: Hire A/E	3: Design	4: Hire Contractor	5: Construction	6: Closeout
Planned	N/A	N/A	N/A	N/A	N/A	N/A
Actual/Forecast	N/A	N/A	N/A	N/A	N/A	N/A

SCOPE:	BUDGET:
HVAC Improvements - Chiller Replacement	\$199,000

FLAG:

COMMENTS:

FLAG KEY: **S**=Schedule **B**= Budget

S-Project Delayed=Schedule: Project has missed the planned milestone date for progressing to the next phase in the process.

S-Delay Possible=Schedule: Reflects a possibility of the project missing the planned milestone date for progressing to next phase in the process.

B=Budget: reflects a need for board approved increase in funding based on bid and/or change order results.

James S. Hunt Elementary School

SMART Facilities Update by Project Cont.

School Choice Enhancements*

Phase: **93% Complete**

SCHEDULE:	PH:1 Planning/Design	PH:2 Implement	PH:3 Complete
Planned	Q4 2018	Q2 2019	TBD
Actual	11/2018	05/2019	TBD

SCOPE:

School Choice Enhancement

BUDGET:

\$100,000

FLAG:

COMMENTS:

Planned dates shown as TBD will be provided after all items have been ordered and funds allocated.

*SCEP projects follows a three-phase design process that begins with planning/design, followed by implementation and finally completion when all items have been delivered and installed.



James S. Rickards Middle School

6000 NE 9 AVENUE, OAKLAND PARK 33334

Location Num	2121
Board District	3
Board Member	Heather P. Brinkworth
ADEFP Budget*	\$10,981,080
Total Facilities Budget	\$10,558,080

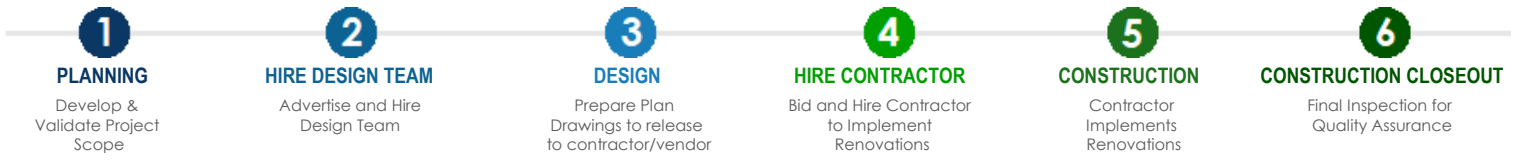
***NOTE** This quarter reflects the Adopted District Educational Facilities Plan total budget as approved by SBBC in September 2019. This budget includes Technology improvements and Musical Instruments Replacements which are not included in this section of the report.
 - All dates are based on calendar year. SMART funded projects are included. Only
 - Projects without expenditures to date may not show up in the "Financially Active Project Detail Schedule".

PRIMARY PROJECTS CURRENT STATUS: **Construction**

Primary Renovation: Construction in progress. Media Center and Roofing renovations are in progress.

School Choice Enhancements: COMPLETED - Voting completed 4/3/17. Floor mats, outdoor metal bleachers, flat screen TVs, clay extruder and two-way radios delivered 08/2017. Indoor furniture completed 10/2017. (16) Projectors and a dehumidifier delivered 01/2018. TV installed 02/2018. (30) Laptops, Tables for teacher's lounge and chairs delivered 05/2018. Laminator delivered 03/2018. Electric Strike for the Single Point of Entry installed 05/2018. Digital Marquee permitted 08/2018; installation complete 10//2018. Strike installed at the new Single Point of Entry 02/2020.

SMART Facilities Update By Project



Primary Renovation

Phase: **45% Complete**

SCHEDULE: (Calendar Year)	1: Planning	2: Hire A/E	3: Design	4: Hire Contractor	5: Construction	6: Closeout
Planned	Q1 2016	Q2 2016	Q3 2016	Q3 2017	Q4 2017	Q2 2019 Q3 2019
New Planned	Q1 2016	Q2 2016	Q3 2016	Q1 2019	Q2 2019	Q1 2021 Q1 2021
Actual/Forecast	2/3/2016	4/5/2016	9/14/2016	3/14/2019	11/18/2019	2/16/2021

SCOPE:	BUDGET:
Additional Funding - Board Approved 09/17/19 (JJ-1)	\$5,449,080
Bldg Envelope Impr. (Roof, Window, Ext Wall, etc.)	\$2,058,000
Electrical Improvements	\$353,000
Fire Alarm	\$461,000
Fire Sprinklers	\$13,000
HVAC Improvements	\$1,339,654
Media Center improvements	\$441,000
Safety / Security Upgrade	\$108,000

FLAG:

COMMENTS:

Original contractual date of substantial completion is 2/16/2021. Project is currently on pace.

FLAG KEY: S=Schedule B= Budget

S-Project Delayed=Schedule: Project has missed the planned milestone date for progressing to the next phase in the process.

S-Delay Possible=Schedule: Reflects a possibility of the project missing the planned milestone date for progressing to next phase in the process.

B=Budget: reflects a need for board approved increase in funding based on bid and/or change order results.

James S. Rickards Middle School

SMART Facilities Update by Project Cont.

HVAC Improvements

Phase: **95%** Complete

SCHEDULE: (Calendar Year)	1: Planning	2: Hire A/E	3: Design	4: Hire Contractor	5: Construction	6: Closeout
Planned	N/A	N/A	N/A	N/A	N/A	N/A
Actual/Forecast	N/A	N/A	N/A	N/A	N/A	N/A

SCOPE: HVAC Improvements - Chiller Replacement	BUDGET: \$235,346	FLAG: COMMENTS:
--	-----------------------------	----------------------------------

School Choice Enhancements*

Phase: **100%** Complete

SCHEDULE:	PH:1 Planning/Design	PH:2 Implement	PH:3 Complete
Planned	Q1 2016	Q2 2017	Q1 2020
Actual	01/2016	04/2017	02/2020

SCOPE: School Choice Enhancement	BUDGET: \$100,000	FLAG: COMMENTS:
--	-----------------------------	----------------------------------

*SCEP projects follows a three-phase design process that begins with planning/design, followed by implementation and finally completion when all items have been delivered and installed.



Lake Forest Elementary School

3550 SW 48 AVENUE, PEMBROKE PARK 33023

Location Num	0831
Board District	1
Board Member	Ann Murray
ADEFP Budget*	\$3,971,142
Total Facilities Budget	\$3,690,142

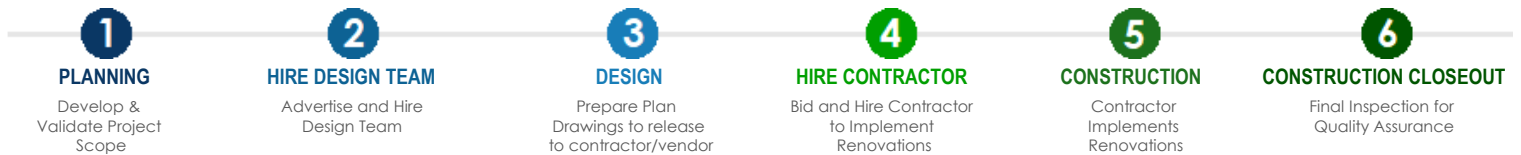
***NOTE** This quarter reflects the Adopted District Educational Facilities Plan total budget as approved by SBBC in September 2019. This budget includes Technology improvements and Musical Instruments Replacements which are not included in this section of the report.
 - All dates are based on calendar year. SMART funded projects are included. Only
 - Projects without expenditures to date may not show up in the "Financially Active Project Detail Schedule".

PRIMARY PROJECTS CURRENT STATUS: **Construction**

Primary Renovation: Construction in progress. Roofing submittals are being revised. HVAC work in Building 6 is nearing completion. Building 1 HVAC demo and reinstall is in progress. Unforeseen conditions have been experienced. PPO is currently involved to remedy the issues.

School Choice Enhancements: Voting authorized 4/28/18 - Voting completed 5/14/2018 - Projector, New cafeteria Projection system and Teacher Chairs delivered 07/2018. Blinds, studio Equipment and (9) Office chairs delivered and installed 08/2018. (30) Traffic Cones, (10) Cone Bar and (1) Cone Cart delivered 10/2018. (30) Single cassette recorders, (180) Headphones delivered 12/2018. (30) stools delivered 01/2019. (20) Safety cones delivered 04/2019. (1) Portable cooler delivered 10/2019. (1) canopy delivered 11/2019. Digital scanner delivered 01/2020. (1) Teacher Desktop delivered 03/2020. (4) Computers Mice delivered 05/2020. (1) tablet on order.

SMART Facilities Update By Project



Primary Renovation

Phase: **49% Complete**

SCHEDULE: (Calendar Year)	1: Planning	2: Hire A/E	3: Design	4: Hire Contractor	5: Construction	6: Closeout
Planned	Q4 2016	Q4 2016	Q1 2017	Q3 2017	Q1 2018	Q1 2019
New Planned	Q4 2016	Q4 2016	Q1 2017	Q3 2017	Q1 2019	Q2 2020
Actual/Forecast	11/7/2016	11/7/2016	1/24/2017	10/30/2018	4/22/2019	10/19/2020

SCOPE:	BUDGET:
Additional Funding - Board Approved 02/5/19 (JJ-1)	\$1,202,142
Bldg Envelope Impr. (Roof, Window, Ext Wall, etc.)	\$1,198,000
HVAC Improvements	\$715,000

FLAG: **S - Project Delayed**

COMMENTS:

Original contractual date of substantial completion is 6/21/2020. Project is currently experiencing a two month delay due to roofing sub-permitting. Critical path to achieve contractual substantial completion depends on receiving a roofing sub-permit in a timely manner. This is being closely watched and will be updated accordingly.

FLAG KEY: **S**=Schedule **B**= Budget

S-Project Delayed=Schedule: Project has missed the planned milestone date for progressing to the next phase in the process.

S-Delay Possible=Schedule: Reflects a possibility of the project missing the planned milestone date for progressing to next phase in the process.

B=Budget: reflects a need for board approved increase in funding based on bid and/or change order results.

Lake Forest Elementary School

SMART Facilities Update by Project Cont.

Re-roof Building 4

Phase: **100% Complete**

SCHEDULE: (Calendar Year)	1: Planning	2: Hire A/E	3: Design	4: Hire Contractor	5: Construction	6: Closeout
Planned	N/A	N/A	N/A	N/A	N/A	N/A
Actual/Forecast	N/A	N/A	N/A	N/A	N/A	2/24/2016 8/24/2016

SCOPE: Re-roof of Building #4 in accordance with all applicable Codes and Standards.	BUDGET: \$475,000	FLAG: COMMENTS:
--	-----------------------------	----------------------------------

School Choice Enhancements*

Phase: **86% Complete**

SCHEDULE:	PH:1 Planning/Design	PH:2 Implement	PH:3 Complete
Planned	Q4 2016	Q2 2018	TBD
Actual	12/2016	05/2018	TBD

SCOPE: School Choice Enhancement	BUDGET: \$100,000	FLAG: COMMENTS: Planned dates shown as TBD will be provided after all items have been ordered and funds allocated.
--	-----------------------------	--

*SCEP projects follows a three-phase design process that begins with planning/design, followed by implementation and finally completion when all items have been delivered and installed.



Lakeside Elementary School

900 NW 136 AVENUE, PEMBROKE PINES 33028

Location Num	3591
Board District	2
Board Member	Patricia Good
ADEFP Budget*	\$4,891,240
Total Facilities Budget	\$4,384,240

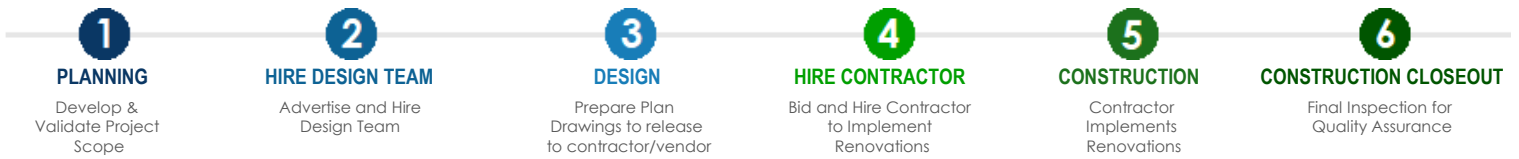
***NOTE** This quarter reflects the Adopted District Educational Facilities Plan total budget as approved by SBBC in September 2019. This budget includes Technology improvements and Musical Instruments Replacements which are not included in this section of the report.
 - All dates are based on calendar year. SMART funded projects are included. Only
 - Projects without expenditures to date may not show up in the "Financially Active Project Detail Schedule".

PRIMARY PROJECTS CURRENT STATUS: Hire Contractor

Primary Renovation: Contractor procurement in progress. Pending execution of the Notice to Proceed.

School Choice Enhancements: Kick-off meeting held 2/25/2019. Voting authorized 10/11/2019. Voting completed 10/31/2019. Voting results received 11/4/2019. (14) Promethean Boards delivered 12/2019. (98) stools, and (10) 10-piece portable work stations delivered 03/2020. (178) flexible chairs delivered 01/2020. Digital marquee in design.

SMART Facilities Update By Project



Primary Renovation

Phase: **75% Complete**

SCHEDULE: (Calendar Year)	1: Planning	2: Hire A/E	3: Design	4: Hire Contractor	5: Construction	6: Closeout
Planned	Q4 2017	Q1 2018	Q3 2018	Q2 2019	Q4 2019	Q2 2020
New Planned	Q4 2017	Q1 2018	Q3 2018	Q3 2019	Q1 2020	Q1 2021
Actual/Forecast	7/1/2017	8/30/2017	3/5/2018	3/26/2019	Q3 2020	

SCOPE:	BUDGET:
Additional Funding - Board Approved 05/19/20 (JJ-17)	\$1,385,240
Bldg Envelope Impr. (Roof, Window, Ext Wall, etc.)	\$1,231,000
HVAC Improvements	\$1,668,000

FLAG: SB - Project Delayed

COMMENTS:

Funding Year 1 thru 3 projects are to take priority for advertisement of bid. The project is funded under Year 5 and has been advertised after the available funding Year 1 thru 3 projects that were advertised. Budget: Additional funding of \$1,385,240 was approved by the Board on 5/19/2020 in conjunction with the approval to award the construction agreement for the project.

FLAG KEY: S=Schedule B= Budget

S-Project Delayed=Schedule: Project has missed the planned milestone date for progressing to the next phase in the process.

S-Delay Possible=Schedule: Reflects a possibility of the project missing the planned milestone date for progressing to next phase in the process.

B=Budget: reflects a need for board approved increase in funding based on bid and/or change order results.

Lakeside Elementary School

SMART Facilities Update by Project Cont.

School Choice Enhancements*

Phase: **58% Complete**

SCHEDULE:	PH:1 Planning/Design		PH:2 Implement		PH:3 Complete	
Planned	Q4 2018		Q4 2019		TBD	TBD
Actual	11/2018		11/2019			

SCOPE:

School Choice Enhancement

BUDGET:

\$100,000

FLAG:

COMMENTS:

Planned dates shown as TBD will be provided after all items have been ordered and funds allocated.

*SCEP projects follows a three-phase design process that begins with planning/design, followed by implementation and finally completion when all items have been delivered and installed.



Lanier-James Education Center

1050 NW 7TH COURT, HALLANDALE 33009

Location Num	0405
Board District	1
Board Member	Ann Murray
ADEFP Budget*	\$162,000
Total Facilities Budget	\$100,000

***NOTE** This quarter reflects the Adopted District Educational Facilities Plan total budget as approved by SBBC in September 2019. This budget includes Technology improvements and Musical Instruments Replacements which are not included in this section of the report.
 - All dates are based on calendar year. SMART funded projects are included. Only
 - Projects without expenditures to date may not show up in the "Financially Active Project Detail Schedule".

PRIMARY PROJECTS CURRENT STATUS: N/A

School Choice Enhancements: COMPLETED 03/2020 - Voting completed 6/13/17. School study carrels delivered 10/2017. Laptops delivered 10/2017. Weight room equipment delivered 11/2017. Media Center Furniture delivered 04/2018. Digital marquee pre-construction meeting held; permit issued 12/27/2018. Electrical underground work for the marquee completed 01/2019. Structural construction completed 8/2019; tie-in the electrical completed 08/2019. (1) Snow Cone Maker, (1) Hot Air Popcorn Maker, (4) Hubson X4 H107CHD Quadcopter with HD Camera, (1) Inflatable Ball Chair on order.

SMART Facilities Update By Project



School Choice Enhancements*



*SCEP projects follows a three-phase design process that begins with planning/design, followed by implementation and finally completion when all items have been delivered and installed.

FLAG KEY: S=Schedule B= Budget

S-Project Delayed=Schedule: Project has missed the planned milestone date for progressing to the next phase in the process.

S-Delay Possible=Schedule: Reflects a possibility of the project missing the planned milestone date for progressing to next phase in the process.

B=Budget: reflects a need for board approved increase in funding based on bid and/or change order results.



Larkdale Elementary School

3250 NW 12 PLACE, LAUDERHILL 33311

Location Num	0621
Board District	5
Board Member	Dr. Rosalind Osgood
ADEFP Budget*	\$1,610,000
Total Facilities Budget	\$1,501,000

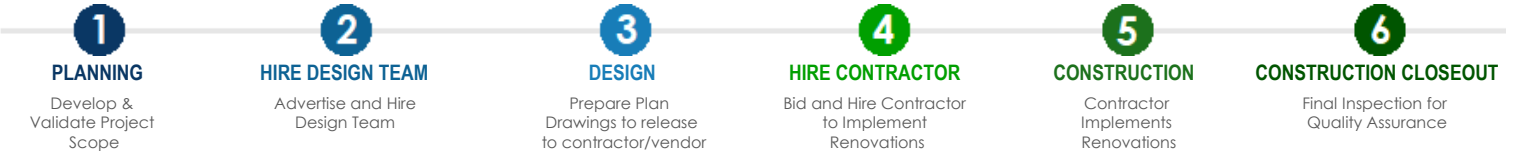
***NOTE** This quarter reflects the Adopted District Educational Facilities Plan total budget as approved by SBBC in September 2019. This budget includes Technology improvements and Musical Instruments Replacements which are not included in this section of the report.
 - All dates are based on calendar year. SMART funded projects are included. Only
 - Projects without expenditures to date may not show up in the "Financially Active Project Detail Schedule".

PRIMARY PROJECTS CURRENT STATUS: Hire Contractor

Primary Renovation: Contractor procurement in progress. Bid opening has occurred. Pending review of the bids prior to Board approval to award the contract.

School Choice Enhancements: Kick-off meeting held 3/5/2019. Re-voting in progress.

SMART Facilities Update By Project



Primary Renovation

Phase: **20% Complete**

SCHEDULE: (Calendar Year)	1: Planning	2: Hire A/E	3: Design	4: Hire Contractor	5: Construction	6: Closeout
Planned	Q1 2018	Q2 2018	Q1 2019	Q2 2019	Q1 2020	Q3 2020
New Planned	Q1 2018	Q2 2018	Q1 2019	Q4 2019	Q1 2020	Q1 2021
Actual/Forecast	6/1/2017	8/30/2017	3/6/2018	6/19/2019	Q4 2020	

SCOPE:	BUDGET:
Bldg Envelope Impr. (Roof, Window, Ext Wall, etc.)	\$331,000
Fire Alarm	\$294,000
HVAC Improvements	\$626,000
Improvements to or Replacement of building 1	\$150,000

FLAG: S - Project Delayed

COMMENTS:
 Reason: Delays have occurred during bid and award. The CM firm was delayed on bidding the project to sub-contractors and preparing the GMP amendment. Remedy: The CM firm has been removed from the project. The project has advertised for bids with bid opening having occurred. Pending review of the bids prior to Board approval to award the contract.

FLAG KEY: S=Schedule B= Budget

S-Project Delayed=Schedule: Project has missed the planned milestone date for progressing to the next phase in the process.

S-Delay Possible=Schedule: Reflects a possibility of the project missing the planned milestone date for progressing to next phase in the process.

B=Budget: reflects a need for board approved increase in funding based on bid and/or change order results.

Larkdale Elementary School

SMART Facilities Update by Project Cont.

School Choice Enhancements*

Phase: **75% Complete**

SCHEDULE:	PH:1 Planning/Design	PH:2 Implement	PH:3 Complete
Planned	Q4 2018	TBD	TBD
Actual	11/2018		

SCOPE:	BUDGET:	FLAG:
School Choice Enhancement	\$100,000	COMMENTS: Planned date for Implementation phase shown as TBD will be provided after voting process has been completed by the school community.

*SCEP projects follows a three-phase design process that begins with planning/design, followed by implementation and finally completion when all items have been delivered and installed.



Lauderdale Lakes Middle School

3911 NW 30 AVENUE, LAUDERDALE LAKES 33309

Location Num	1701
Board District	5
Board Member	Dr. Rosalind Osgood
ADEFP Budget*	\$6,847,000
Total Facilities Budget	\$6,581,000

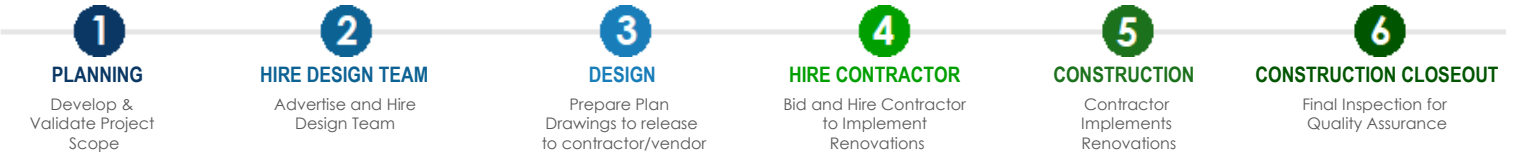
***NOTE** This quarter reflects the Adopted District Educational Facilities Plan total budget as approved by SBBC in September 2019. This budget includes Technology improvements and Musical Instruments Replacements which are not included in this section of the report.
 - All dates are based on calendar year. SMART funded projects are included. Only
 - Projects without expenditures to date may not show up in the "Financially Active Project Detail Schedule".

PRIMARY PROJECTS CURRENT STATUS: Construction

Primary Renovation: Construction in progress. Fire Sprinkler work (with the exception of the band room), restroom renovations and Media Center renovations, and the fire alarm installation are complete. Roofing of Buildings 1, 2, 3 and 4 is nearing completion with only metal coping work remaining. Final fire sprinkler scope of work is nearing completion.

School Choice Enhancements: Voting completed 4/7/17. Digital marquee is in design. Shoot-a-way machine delivered 01/2018. Tour de France bikes and flight simulator delivered 02/2018. Pilot Simulator delivered 03/2018. Dance floor permitted 7/25/2019; construction completed 08/2019. (3) Row machines delivered 08/2019. Digital marquee underground electrical scope completed 11/2019; structural completed 02/2020. (6) Outdoor Benches, Window Wraps on order.

SMART Facilities Update By Project



Primary Renovation

Phase: **90% Complete**

SCHEDULE: (Calendar Year)	1: Planning	2: Hire A/E	3: Design	4: Hire Contractor	5: Construction	6: Closeout
Planned	Q4 2015	Q4 2015	Q3 2016	Q2 2017	Q4 2017	Q4 2018 / Q1 2019
New Planned	Q4 2015	Q4 2015	Q3 2016	Q2 2017	Q4 2017	Q3 2019 / Q3 2019
Actual/Forecast	12/8/2015	12/8/2015	8/3/2016	8/3/2017	5/11/2018	9/1/2020

SCOPE:	BUDGET:
Fire Alarm	\$461,000
Fire Sprinklers	\$2,311,000
Media Center improvements	\$363,000
Roof repair, stucco and waterproof, interior repairs, HVAC - evaluation, T&B and repair. Replace 4 AHUs and provide dehumidification.	\$3,346,000

FLAG: S - Project Delayed

COMMENTS:
 Original contractual date of substantial completion is 7/10/2019. Reason: Previously delays have occurred in the design and bid and award phases. These delays were not recovered. Additional minor delays have occurred during construction. Delays started with replacement of the roofing sub-contractor. Original sub-contractor was not able to obtain a roofing sub-permit. Additional minor delays due to Summer rain that affected the roof work and unforeseen asbestos abatement that was needed in the large mechanical room. Remedy: Roofing sub-permits have been received and the roofing work is progressing. Update: additional delays are being experienced due to the current health crisis. Substantial completion is now scheduled for Q3 2020.

FLAG KEY: S=Schedule B= Budget

S-Project Delayed=Schedule: Project has missed the planned milestone date for progressing to the next phase in the process.

S-Delay Possible=Schedule: Reflects a possibility of the project missing the planned milestone date for progressing to next phase in the process.

B=Budget: reflects a need for board approved increase in funding based on bid and/or change order results.

Lauderdale Lakes Middle School

SMART Facilities Update by Project Cont.

School Choice Enhancements*

Phase: **82% Complete**

SCHEDULE:	PH:1 Planning/Design		PH:2 Implement		PH:3 Complete	
Planned	Q1 2015		Q2 2017		Q1 2018	Q1 2018
Actual	11/2015		04/2017			

SCOPE:

School Choice Enhancement

BUDGET:

\$100,000

FLAG: S - Project Delayed

COMMENTS:

Marquee initially caused delays but it is now complete. Remaining items are on order and pending delivery.

*SCEP projects follows a three-phase design process that begins with planning/design, followed by implementation and finally completion when all items have been delivered and installed.



Lauderdale Manors Early Learning and Resource Center

1400 NW 14 COURT, FORT LAUDERDALE 33311

Location Num	0431
Board District	5
Board Member	Dr. Rosalind Osgood
ADEFP Budget*	\$7,111,500
Total Facilities Budget	\$4,101,672

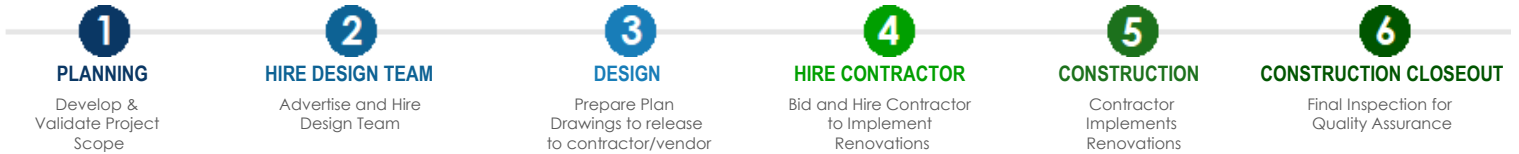
***NOTE** This quarter reflects the Adopted District Educational Facilities Plan total budget as approved by SBBC in September 2019. This budget includes Technology improvements and Musical Instruments Replacements which are not included in this section of the report.
 - All dates are based on calendar year. SMART funded projects are included. Only
 - Projects without expenditures to date may not show up in the "Financially Active Project Detail Schedule".

PRIMARY PROJECTS CURRENT STATUS: Hire Contractor

Primary Renovation: Contractor procurement in progress. Board approval of additional funding and award of contractor has taken place in March 2020. Pending execution of the NTP.

School Choice Enhancements: COMPLETED 03/2020 - Voting completed 11/28/16. Chairs, tables, two golf carts, cafeteria furniture, laptops, Facilities equipment, marquee sign letters and bulletin boards delivered 03/2017. Outdoor benches delivered 04/2017. A microwave, lectern with mics and a fridge delivered 11/2017. Chairs and Furniture delivered 01/2018. Two-way radios, printer, toner, microwave, fan, table and refrigerator delivered 02/2018. Table and door wraps delivered 03/2018. Power chargers delivered 04/2018. Playground upgrades permit issued 12/2018, construction complete 03/2019. Two-way radios, printer, and picnic table delivered 06/2019. (1) Portable air pump, (1) tire inflator delivered 11/2019.

SMART Facilities Update By Project



Primary Renovation

Phase: **90% Complete**

SCHEDULE: (Calendar Year)	1: Planning	2: Hire A/E	3: Design	4: Hire Contractor	5: Construction	6: Closeout
Planned	Q2 2016	Q2 2016	Q1 2017	Q4 2017	Q1 2018	Q1 2019
New Planned	Q2 2016	Q2 2016	Q1 2017	Q1 2019	Q2 2019	Q2 2020
Actual/Forecast	4/22/2016	6/21/2016	1/30/2017	6/5/2019	Q3 2020	

SCOPE:	BUDGET:
Additional Funding - Board Approved 03/31/20 (10)	\$3,976,444
Bldg Envelope Impr. (Roof, Window, Ext Wall, etc.)	\$1,336,807
HVAC Improvements	\$1,502,000
Renovate Restroom	\$135,249

FLAG: S - Project Delayed

COMMENTS:

Reason: Delay in Design has occurred due to an above average amount of Construction Document submittals to the Building Department. A roofing reality check was completed. There was no scope changes. Remedy: The owner will be enforcing terms of the contract for delays and multiple resubmissions. Update: The Letter of Recommendation to Permit has expired. New Building Department review is in progress prior to receiving a permit with the approved contractor.

FLAG KEY: S=Schedule B= Budget

S-Project Delayed=Schedule: Project has missed the planned milestone date for progressing to the next phase in the process.

S-Delay Possible=Schedule: Reflects a possibility of the project missing the planned milestone date for progressing to next phase in the process.

B=Budget: reflects a need for board approved increase in funding based on bid and/or change order results.

Lauderdale Manors Early Learning and Resource Center

SMART Facilities Update by Project Cont.

School Choice Enhancements*

Phase: **99% Complete**

SCHEDULE:	PH:1 Planning/Design	PH:2 Implement	PH:3 Complete
Planned	Q1 2015	Q4 2016	Q1 2020
Actual	11/2015	11/2016	03/2020

SCOPE:

School Choice Enhancement

BUDGET:

\$100,000

FLAG:

COMMENTS:

All items approved by voting process have been delivered and installed. School is determining how to spend the remaining funding from the contingency portion of the SCEP funding.

*SCEP projects follows a three-phase design process that begins with planning/design, followed by implementation and finally completion when all items have been delivered and installed.



Lauderhill 6-12 STEM-MED Magnet School

1901 NW 49 AVENUE, LAUDERHILL 33313

Location Num	1391
Board District	5
Board Member	Dr. Rosalind Osgood
ADEFP Budget*	\$6,658,000
Total Facilities Budget	\$6,226,000

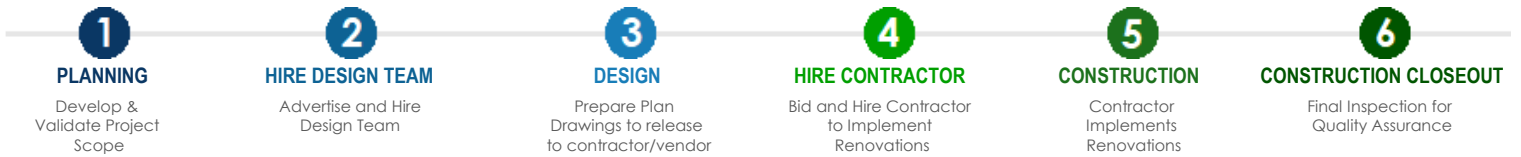
***NOTE** This quarter reflects the Adopted District Educational Facilities Plan total budget as approved by SBBC in September 2019. This budget includes Technology improvements and Musical Instruments Replacements which are not included in this section of the report.
 - All dates are based on calendar year. SMART funded projects are included. Only
 - Projects without expenditures to date may not show up in the "Financially Active Project Detail Schedule".

PRIMARY PROJECTS CURRENT STATUS: Design

Primary Renovation: 100% Construction Documents in the permitting process. Design firm currently addressing Building Department comments prior to submitting the second time for permit application.

School Choice Enhancements: Voting authorized 5/15/18 - Voting completed 6/6/18 - Coordinating proposals with school. Crowd control items delivered on 10/2018. NTP for gym scoreboards installation executed 02/2019. (149) combination chairs/desks delivered 04/2019. (2) Gym scoreboards delivered and installed 10/2019. (150) chairs on order. Gym bleachers replacement began 04/2020. (150) Chairs on order.

SMART Facilities Update By Project



Primary Renovation

Phase: **96% Complete**

SCHEDULE: (Calendar Year)	1: Planning	2: Hire A/E	3: Design	4: Hire Contractor	5: Construction	6: Closeout
Planned	Q3 2016	Q3 2016	Q1 2017	Q4 2017	Q2 2018	Q3 2019
New Planned	Q3 2016	Q3 2016	Q1 2017	Q2 2019	Q4 2019	Q1 2021
Actual/Forecast	8/2/2016	9/7/2016	2/14/2017	Q3 2020		

SCOPE:	BUDGET:
Fire Alarm	\$461,000
Fire Sprinklers	\$1,218,000
HVAC Improvements	\$1,879,000
Media Center improvements	\$579,000
Roof repairs, new elevator, remodel mezzanine, covered walkway, gym lights	\$1,868,000

FLAG: S - Project Delayed

COMMENTS:

Reason: Delays in design due to decisions by the District required to be made related to the scope. Additional delays have occurred in the design process related to the permitting. The design firm has required almost three months to provide a second submission for permit. Remedy: The owner will be enforcing terms of the contract for delays and multiple resubmissions.

FLAG KEY: S=Schedule B= Budget

S-Project Delayed=Schedule: Project has missed the planned milestone date for progressing to the next phase in the process.

S-Delay Possible=Schedule: Reflects a possibility of the project missing the planned milestone date for progressing to next phase in the process.

B=Budget: reflects a need for board approved increase in funding based on bid and/or change order results.

Lauderhill 6-12 STEM-MED Magnet School

SMART Facilities Update by Project Cont.

Weight Room

Phase: **100% Complete**

SCHEDULE: (Calendar Year)	1: Planning	2: Hire A/E	3: Design	4: Hire Contractor	5: Construction	6: Closeout
Planned	Q2 2017	Q2 2017	Q3 2017	Q3 2017	Q3 2017	Q1 2018
Actual/Forecast	5/5/2017	5/12/2017	7/13/2017	8/2/2017	1/18/2018	3/1/2018

SCOPE: Weight Room Renovation	BUDGET: \$121,000	FLAG: COMMENTS:
---	-----------------------------	----------------------------------

School Choice Enhancements*

Phase: **31% Complete**

SCHEDULE:	PH:1 Planning/Design	PH:2 Implement	PH:3 Complete
Planned	Q1 2016	Q2 2018	TBD
Actual	01/2016	06/2018	TBD

SCOPE: School Choice Enhancement	BUDGET: \$100,000	FLAG: COMMENTS: Planned dates shown as TBD will be provided after all items have been ordered and funds allocated.
--	-----------------------------	--

*SCEP projects follows a three-phase design process that begins with planning/design, followed by implementation and finally completion when all items have been delivered and installed.



Lauderhill Community School at Park Lakes Learning Center (f.k.a. Castle Hill Annex)

4747 NW 14TH STREET, LAUDERHILL 33313

Location Num	1382
Board District	5
Board Member	Dr. Rosalind Osgood
ADEFP Budget*	\$744,000
Total Facilities Budget	\$744,000

***NOTE** This quarter reflects the Adopted District Educational Facilities Plan total budget as approved by SBBC in September 2019. This budget includes Technology improvements and Musical Instruments Replacements which are not included in this section of the report.

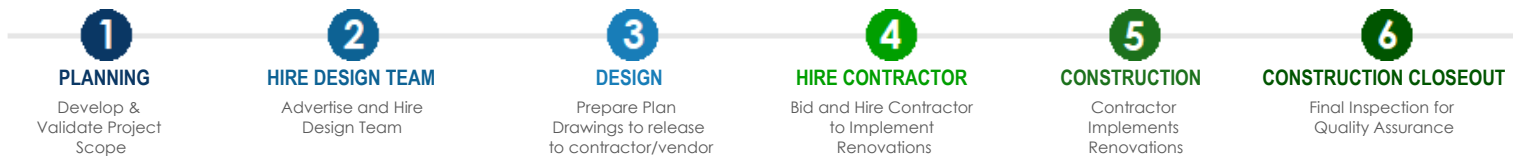
- All dates are based on calendar year. SMART funded projects are included. Only
- Projects without expenditures to date may not show up in the "Financially Active Project Detail Schedule".

PRIMARY PROJECTS CURRENT STATUS: Hire Contractor

Primary Renovation: Contractor procurement in progress. Pending advertisement for bids.

School Choice Enhancements: COMPLETED 09/2019 - Kick-off meeting held 3/4/2019. Voting complete 4/5/2019. (4) radios delivered 06/2019. (32) Lenovo desktop computers and (4) 30 unit L380 laptop carts delivered 09/2019.

SMART Facilities Update By Project



Primary Renovation

Phase: **5% Complete**

SCHEDULE: (Calendar Year)	1: Planning	2: Hire A/E	3: Design	4: Hire Contractor	5: Construction	6: Closeout
Planned	Q1 2018	Q2 2018	Q4 2018	Q2 2019	Q4 2019	Q2 2020
New Planned	Q1 2018	Q2 2018	Q4 2018	Q1 2020	Q2 2020	Q2 2021
Actual/Forecast	8/1/2017	10/6/2017	5/11/2018	4/14/2020	Q1 2021	

SCOPE:	BUDGET:
Bldg Envelope Impr. (Roof, Window, Ext Wall, etc.)	\$203,000
Fire Alarm	\$252,000
HVAC Improvements	\$73,000
Media Center improvements	\$116,000

FLAG: S - Project Delayed

COMMENTS:
 Delays occurred in the design process related to approval of the Letter of Recommendation to Permit. The project experienced a delay of 3 months during design. The project was pending a new CSMP contract in order to request proposals. The new CSMP contract are now being used for emergency purposes only. The project has experienced a delay of 3 months while on hold for the new CSMP contracts prior to the direction to advertise for bids.

FLAG KEY: S=Schedule B= Budget

S-Project Delayed=Schedule: Project has missed the planned milestone date for progressing to the next phase in the process.

S-Delay Possible=Schedule: Reflects a possibility of the project missing the planned milestone date for progressing to next phase in the process.

B=Budget: reflects a need for board approved increase in funding based on bid and/or change order results.

Lauderhill Community School at Park Lakes Learning Center (f.k.a. Castle Hill Annex)

SMART Facilities Update by Project Cont.

School Choice Enhancements*

Phase: **100% Complete**

SCHEDULE:	PH:1 Planning/Design	PH:2 Implement	PH:3 Complete
Planned	Q4 2018	Q2 2019	Q1 2020
Actual	11/2018	04/2019	09/2019
SCOPE:	BUDGET:		FLAG:
School Choice Enhancement	\$100,000		COMMENTS:

*SCEP projects follows a three-phase design process that begins with planning/design, followed by implementation and finally completion when all items have been delivered and installed.



Lauderhill-Paul Turner Elementary School

1500 NW 49 AVENUE, LAUDERHILL 33313

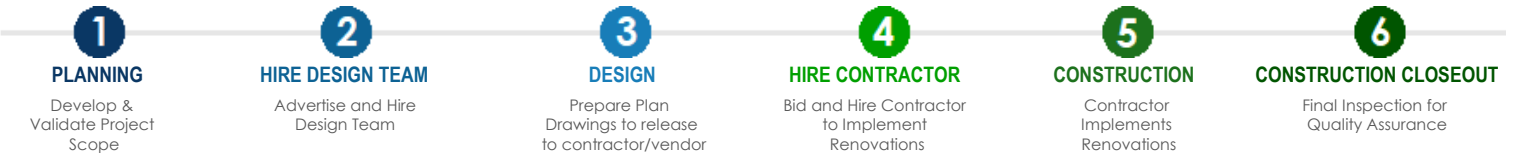
Location Num	1381
Board District	5
Board Member	Dr. Rosalind Osgood
ADEFP Budget*	\$2,791,000
Total Facilities Budget	\$2,395,000

***NOTE** This quarter reflects the Adopted District Educational Facilities Plan total budget as approved by SBBC in September 2019. This budget includes Technology improvements and Musical Instruments Replacements which are not included in this section of the report.
 - All dates are based on calendar year. SMART funded projects are included. Only
 - Projects without expenditures to date may not show up in the "Financially Active Project Detail Schedule".

PRIMARY PROJECTS CURRENT STATUS: Hire Contractor

Primary Renovation: Contractor procurement in progress. Bid advertisement is on hold pending roofing reality check.
 School Choice Enhancements: Kick-off meeting held 12/18/18. Ballot Development in progress.

SMART Facilities Update By Project



Primary Renovation

Phase: **5% Complete**

SCHEDULE: (Calendar Year)	1: Planning	2: Hire A/E	3: Design	4: Hire Contractor	5: Construction	6: Closeout
Planned	Q4 2017	Q1 2018	Q4 2018	Q2 2019	Q1 2020	Q2 2020
New Planned	Q4 2017	Q1 2018	Q4 2018	Q4 2019	Q3 2020	Q2 2021
Actual/Forecast	6/1/2017	8/30/2017	3/14/2018	8/23/2019	Q2 2021	

SCOPE:	BUDGET:
Bldg Envelope Impr. (Roof, Window, Ext Wall, etc.)	\$1,235,000
Fire Sprinklers	\$912,000
HVAC Improvements	\$148,000

FLAG: S - Delay Possible

COMMENTS:
 The project is pending a roofing reality check before bidding. The purpose of the reality check is to identify opportunities for cost and scope efficiencies. Funding Year 1 thru 3 projects are to take priority for advertisement of bid. The project is funded under Year 5 and will conduct a roofing reality check after the funding Year 1 thru 3 projects that are pending.

FLAG KEY: S=Schedule B= Budget

S-Project Delayed=Schedule: Project has missed the planned milestone date for progressing to the next phase in the process.

S-Delay Possible=Schedule: Reflects a possibility of the project missing the planned milestone date for progressing to next phase in the process.

B=Budget: reflects a need for board approved increase in funding based on bid and/or change order results.

Lauderhill-Paul Turner Elementary School

SMART Facilities Update by Project Cont.

School Choice Enhancements*

Phase: **25% Complete**

SCHEDULE:	PH:1 Planning/Design	PH:2 Implement	PH:3 Complete
Planned	Q4 2018	TBD	TBD
Actual	11/2018		

SCOPE:	BUDGET:	FLAG:
School Choice Enhancement	\$100,000	COMMENTS: Planned date for Implementation phase shown as TBD will be provided after voting process has been completed by the school community.

*SCEP projects follows a three-phase design process that begins with planning/design, followed by implementation and finally completion when all items have been delivered and installed.



Liberty Elementary School

2450 BANKS ROAD, MARGATE 33063

Location Num	3821
Board District	7
Board Member	Nora Rupert
ADEFP Budget*	\$1,008,093
Total Facilities Budget	\$565,093

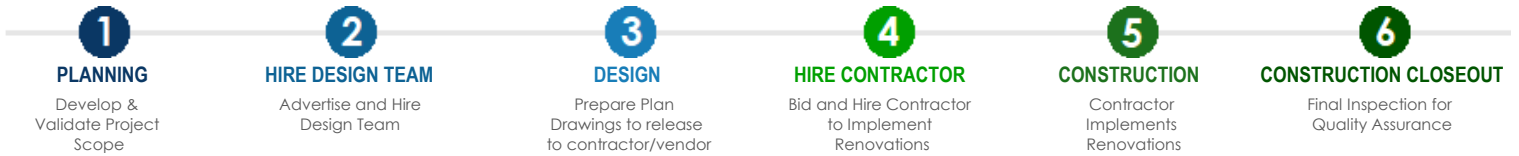
***NOTE** This quarter reflects the Adopted District Educational Facilities Plan total budget as approved by SBBC in September 2019. This budget includes Technology improvements and Musical Instruments Replacements which are not included in this section of the report.
 - All dates are based on calendar year. SMART funded projects are included. Only
 - Projects without expenditures to date may not show up in the "Financially Active Project Detail Schedule".

PRIMARY PROJECTS CURRENT STATUS: **Construction**

Primary Renovation: Construction in progress. Music Room and Art room demo is complete. Art Room electrical is complete. Music Room electrical is in progress. HVAC work is in progress.

School Choice Enhancements: COMPLETED 11/2017 - Voting completed 2/9/16. Chairs delivered 08/2016. (64) TVs for the classrooms delivered 12/2016; installation completed 11/2017. Cafeteria sound system delivered 04/2017. New media TV production system delivered 11/2017. Marquee Installed 10/2017; electrical tie-in complete 11/2017.

SMART Facilities Update By Project



Primary Renovation

Phase: **50% Complete**

SCHEDULE: (Calendar Year)	1: Planning	2: Hire A/E	3: Design	4: Hire Contractor	5: Construction	6: Closeout
Planned	Q2 2017	Q2 2017	Q1 2018	Q3 2018	Q1 2019	Q1 2020
New Planned	Q2 2017	Q2 2017	Q1 2018	Q3 2019	Q1 2020	Q1 2021
Actual/Forecast	4/1/2017	6/22/2017	12/19/2017	3/22/2019	3/4/2020	9/26/2020

SCOPE:	BUDGET:
Additional Funding - Board Approved 12/10/19 (JJ-5)	\$88,093
Conversion of Existing Space to Music and/or Art Lab(s)	\$169,000
HVAC Improvements	\$65,000
Music Room Renovation	\$136,000
PE/Athletic Improvements	\$7,000

FLAG:

COMMENTS:

Original contractual date of substantial completion is 9/27/2020. Contractor is currently on pace.

FLAG KEY: S=Schedule B= Budget

S-Project Delayed=Schedule: Project has missed the planned milestone date for progressing to the next phase in the process.

S-Delay Possible=Schedule: Reflects a possibility of the project missing the planned milestone date for progressing to next phase in the process.

B=Budget: reflects a need for board approved increase in funding based on bid and/or change order results.

Liberty Elementary School

SMART Facilities Update by Project Cont.

School Choice Enhancements*

Phase: **100%** Complete

SCHEDULE:	PH:1 Planning/Design	PH:2 Implement	PH:3 Complete
Planned	Q1 2015	Q1 2016	Q2 2018
Actual	11/2015	02/2016	11/2017

SCOPE:	BUDGET:	FLAG:
School Choice Enhancement	\$100,000	COMMENTS:

*SCEP projects follows a three-phase design process that begins with planning/design, followed by implementation and finally completion when all items have been delivered and installed.



Lloyd Estates Elementary School

750 NW 41 STREET, OAKLAND PARK 33309

Location Num	1091
Board District	3
Board Member	Heather P. Brinkworth
ADEFP Budget*	\$2,581,000
Total Facilities Budget	\$2,352,000

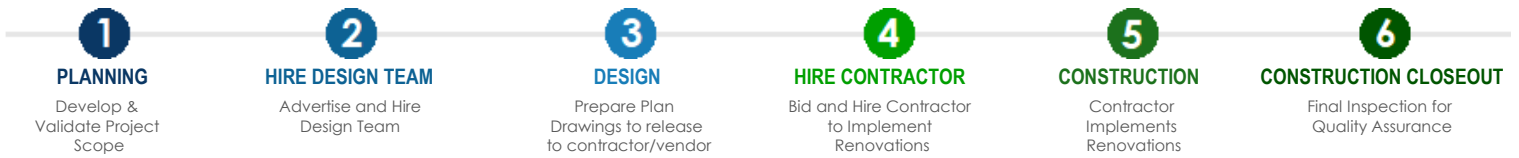
***NOTE** This quarter reflects the Adopted District Educational Facilities Plan total budget as approved by SBBC in September 2019. This budget includes Technology improvements and Musical Instruments Replacements which are not included in this section of the report.
 - All dates are based on calendar year. SMART funded projects are included. Only
 - Projects without expenditures to date may not show up in the "Financially Active Project Detail Schedule".

PRIMARY PROJECTS CURRENT STATUS: Design

Primary Renovation: 100% Construction Documents in the permitting process. Design firm currently addressing Building Department comments prior to submitting the seventh time for permit application.

School Choice Enhancements: COMPLETE 03/2017 - Voting completed 11/18/16. Two-way radios, poster maker, LCD projectors, digital cameras, (12) Recordex were delivered 03/2017.

SMART Facilities Update By Project



Primary Renovation

Phase: **98% Complete**

SCHEDULE: (Calendar Year)	1: Planning	2: Hire A/E	3: Design	4: Hire Contractor	5: Construction	6: Closeout
Planned	Q2 2016	Q3 2016	Q1 2017	Q4 2017	Q1 2018	Q1 2019
New Planned	Q2 2016	Q3 2016	Q1 2017	Q2 2019	Q4 2019	Q1 2021
Actual/Forecast	6/17/2016	8/16/2016	2/23/2017	Q3 2020		

SCOPE:	BUDGET:
Bldg Envelope Impr. (Roof, Window, Ext Wall, etc.)	\$625,000
Fire Alarm	\$293,000
Fire Sprinklers	\$280,000
HVAC Improvements	\$870,000
Media Center improvements	\$184,000

FLAG: S - Project Delayed

COMMENTS:

Reason: Delays have occurred during the permitting process of the design phase. The design firm has required an above average amount of time to resubmit the second and third submission of construction documents for permitting. Currently pending the seventh submission for permitting. Remedy: The owner will be enforcing terms of the contract for delays and multiple resubmissions.

FLAG KEY: S=Schedule B= Budget

S-Project Delayed=Schedule: Project has missed the planned milestone date for progressing to the next phase in the process.

S-Delay Possible=Schedule: Reflects a possibility of the project missing the planned milestone date for progressing to next phase in the process.

B=Budget: reflects a need for board approved increase in funding based on bid and/or change order results.

Lloyd Estates Elementary School

SMART Facilities Update by Project Cont.

School Choice Enhancements*

Phase: **100%** Complete

SCHEDULE:	PH:1 Planning/Design	PH:2 Implement	PH:3 Complete
Planned	Q1 2016	Q4 2016	Q1 2017
Actual	01/2016	11/2016	03/2017

SCOPE:

School Choice Enhancement

BUDGET:

\$100,000

FLAG:

COMMENTS:

*SCEP projects follows a three-phase design process that begins with planning/design, followed by implementation and finally completion when all items have been delivered and installed.



Lyons Creek Middle School

4333 SOL PRESS BOULEVARD, COCONUT CREEK 33073

Location Num	3101
Board District	7
Board Member	Nora Rupert
ADEFP Budget*	\$3,767,502
Total Facilities Budget	\$3,149,000

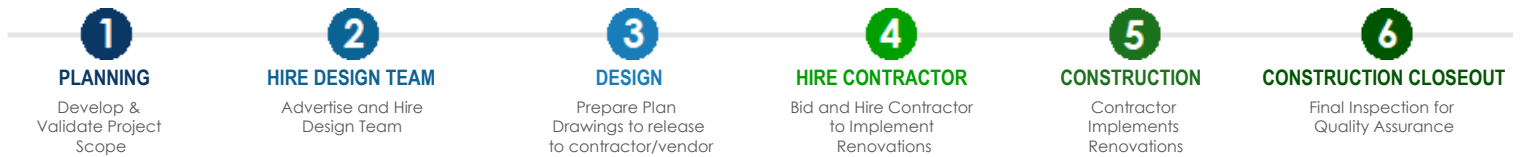
***NOTE** This quarter reflects the Adopted District Educational Facilities Plan total budget as approved by SBBC in September 2019. This budget includes Technology improvements and Musical Instruments Replacements which are not included in this section of the report.
 - All dates are based on calendar year. SMART funded projects are included. Only
 - Projects without expenditures to date may not show up in the "Financially Active Project Detail Schedule".

PRIMARY PROJECTS CURRENT STATUS: Design

Primary Renovation: Design Scope Validation is in progress.

School Choice Enhancements: Principal's letter initiated 11/30/2018 for Year 5 group. Kick-off meeting held 01/11/2018. Ballot developed and waiting for SAC's approval on 2/19/2019. Voting authorized 2/20/2019. Voting completed 3/11/2019. Digital marquee on order. School name on building installed 5/2019. Aiphone for the Single Point of Entry installation completed 03/2020. Marquee is in design.

SMART Facilities Update By Project



Primary Renovation

Phase: **5% Complete**

SCHEDULE: (Calendar Year)	1: Planning	2: Hire A/E	3: Design	4: Hire Contractor	5: Construction	6: Closeout
Planned	Q2 2018	Q3 2018	Q1 2019	Q4 2019	Q2 2020	Q4 2020
New Planned	Q2 2018	Q3 2018	Q2 2019	Q4 2020	Q3 2021	Q3 2022
Actual/Forecast	9/28/2017	6/27/2018	6/24/2020	Q2 2021		

SCOPE:	BUDGET:
Art Room Renovation and Equipment	\$85,000
Bldg Envelope Impr. (Roof, Window, Ext Wall, etc.)	\$1,251,000
Conversion of Existing Space to Music and/or Art Lab(s)	\$928,000
HVAC Improvements	\$264,000
Music Room Renovation	\$521,000

FLAG: S - Delay Possible

COMMENTS:

Reason: Delays occurred due to additional review of the delivery method and Board approval to perform the project using CMAR services. Remedy: Authorization to Proceed has been executed and the design has begun.

FLAG KEY: S=Schedule B= Budget

S-Project Delayed=Schedule: Project has missed the planned milestone date for progressing to the next phase in the process.

S-Delay Possible=Schedule: Reflects a possibility of the project missing the planned milestone date for progressing to next phase in the process.

B=Budget: reflects a need for board approved increase in funding based on bid and/or change order results.

Lyons Creek Middle School

SMART Facilities Update by Project Cont.

School Choice Enhancements*

Phase: **40% Complete**

SCHEDULE:	PH:1 Planning/Design	PH:2 Implement	PH:3 Complete
Planned	Q4 2018	Q1 2019	TBD
Actual	11/2018	03/2019	TBD

SCOPE:

School Choice Enhancement

BUDGET:

\$100,000

FLAG:

COMMENTS:

Planned dates shown as TBD will be provided after all items have been ordered and funds allocated.

*SCEP projects follows a three-phase design process that begins with planning/design, followed by implementation and finally completion when all items have been delivered and installed.



Manatee Bay Elementary School

19200 SW 36 STREET, WESTON 33332

Location Num	3841
Board District	6
Board Member	Laurie Rich Levinson
ADEFP Budget*	\$3,093,861
Total Facilities Budget	\$2,484,661

***NOTE** This quarter reflects the Adopted District Educational Facilities Plan total budget as approved by SBBC in September 2019. This budget includes Technology improvements and Musical Instruments Replacements which are not included in this section of the report.
 - All dates are based on calendar year. SMART funded projects are included. Only
 - Projects without expenditures to date may not show up in the "Financially Active Project Detail Schedule".

PRIMARY PROJECTS CURRENT STATUS: Complete

Primary Renovation: Complete.

School Choice Enhancements: COMPLETED 04/2018 - Voting completed 6/10/16. (2) 6' benches with canopies, computers, carts, robotics material, two-way radios, printers, storage shelving delivered and installed between 09/2016 and 11/2016. Media production system delivered 08/2017. Shade structure for the playground permitted on 6/2017; construction completed 11/2017. Media production upgrade delivered 08/2017. Classroom tables delivered 04/2018.

SMART Facilities Update By Project



Primary Renovation

Phase: 100% Complete

SCHEDULE: (Calendar Year)	1: Planning	2: Hire A/E	3: Design	4: Hire Contractor	5: Construction	6: Closeout
Planned	Q1 2016	Q1 2016	Q3 2016	Q2 2017	Q4 2017	Q4 2018
New Planned	Q1 2016	Q1 2016	Q3 2016	Q2 2017	Q4 2017	Q4 2018
Actual/Forecast	1/6/2016	3/15/2016	9/23/2016	5/19/2017	11/15/2017	11/2/2018

SCOPE:	BUDGET:
Additional Funding - Board Approved 10/17/17 (JJ-14)	\$625,661
Art Room Renovation and Equipment	\$65,000
Bldg Envelope Impr. (Roof, Window, Ext Wall, etc.)	\$862,000
Conversion of Existing Space to Music and/or Art Lab(s)	\$339,000
HVAC Improvements	\$357,000
Music Room Renovation	\$136,000

FLAG:
COMMENTS:

FLAG KEY: S=Schedule B= Budget

S-Project Delayed=Schedule: Project has missed the planned milestone date for progressing to the next phase in the process.

S-Delay Possible=Schedule: Reflects a possibility of the project missing the planned milestone date for progressing to next phase in the process.

B=Budget: reflects a need for board approved increase in funding based on bid and/or change order results.

Manatee Bay Elementary School

SMART Facilities Update by Project Cont.

School Choice Enhancements*

Phase: **100%** Complete

SCHEDULE:	PH:1 Planning/Design	PH:2 Implement	PH:3 Complete
Planned	Q1 2016	Q2 2016	Q4 2017
Actual	01/2016	06/2016	04/2018

SCOPE:	BUDGET:	FLAG:
School Choice Enhancement	\$100,000	COMMENTS:

*SCEP projects follows a three-phase design process that begins with planning/design, followed by implementation and finally completion when all items have been delivered and installed.



Maplewood Elementary School

9850 RAMBLEWOOD DRIVE, CORAL SPRINGS 33071

Location Num	2741
Board District	4
Board Member	Lori Alhadeff
ADEFP Budget*	\$5,418,455
Total Facilities Budget	\$5,037,455

***NOTE** This quarter reflects the Adopted District Educational Facilities Plan total budget as approved by SBBC in September 2019. This budget includes Technology improvements and Musical Instruments Replacements which are not included in this section of the report.
 - All dates are based on calendar year. SMART funded projects are included. Only
 - Projects without expenditures to date may not show up in the "Financially Active Project Detail Schedule".

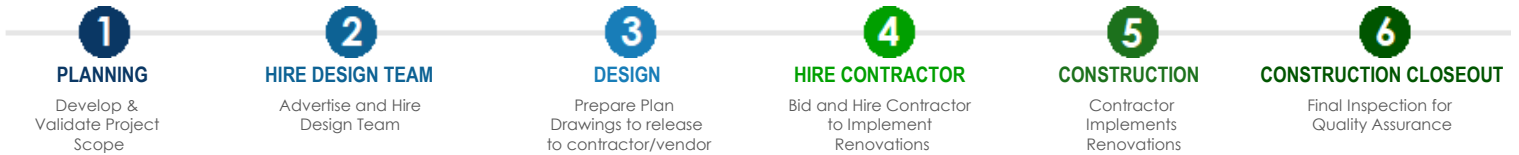
PRIMARY PROJECTS CURRENT STATUS: **Construction**

Primary Renovation - Phase 1: Construction in progress. Framing and Plumbing is complete in the restrooms. Fire Sprinkler installation has begun with underground piping outside being installed. Pending roof and fire alarm shop drawings.

Primary Renovation - Phase 2: Construction in progress. Framing and fire sprinkler installation in the Media Center is complete. Electrical work is nearing completion.

School Choice Enhancements: COMPLETED 03/2020 - Voting completed 08/2016. Stage sound system and projector delivered and installed 01/2017. Shade structure and PIP, permit received, installation completed 07/2018.

SMART Facilities Update By Project



Primary Renovation - Phase 1

Phase: **20% Complete**

SCHEDULE: (Calendar Year)	1: Planning	2: Hire A/E	3: Design	4: Hire Contractor	5: Construction	6: Closeout
Planned	Q4 2015	Q4 2015	Q3 2016	Q1 2018	Q2 2018	Q2 2019
New Planned	Q4 2015	Q4 2015	Q3 2016	Q1 2019	Q3 2019	Q4 2020
Actual/Forecast	12/8/2015	12/8/2015	8/3/2016	3/29/2019	2/24/2020	2/4/2021

SCOPE:	BUDGET:
ADA Restrooms & Fire Sprinkler @ Restrooms	\$955,505
Additional Funding - Board Approved 12/10/19 (JJ-1)	\$2,295,826
Bldg Envelope Impr. (Roof, Window, Ext Wall, etc.)	\$1,030,429
Fire Alarm	\$293,695

FLAG: S - Delay Possible

COMMENTS:
 Original contractual date of substantial completion is 2/5/2021. Contractor is currently on pace. Previous delays during the bid and award phase will not be recovered.

FLAG KEY: S=Schedule B= Budget

S-Project Delayed=Schedule: Project has missed the planned milestone date for progressing to the next phase in the process.

S-Delay Possible=Schedule: Reflects a possibility of the project missing the planned milestone date for progressing to next phase in the process.

B=Budget: reflects a need for board approved increase in funding based on bid and/or change order results.

Maplewood Elementary School

SMART Facilities Update by Project Cont.

Primary Renovation - Phase 2

Phase: **40%** Complete

SCHEDULE: (Calendar Year)	1: Planning	2: Hire A/E	3: Design	4: Hire Contractor	5: Construction	6: Closeout
Planned	Q2 2017	Q3 2017	Q3 2017	Q1 2018	Q4 2018	Q1 2020
New Planned	Q2 2017	Q3 2017	Q3 2017	Q3 2019	Q1 2020	Q1 2021
Actual/Forecast	4/1/2017	6/22/2017	12/19/2017	4/3/2019	2/24/2020	10/7/2020

SCOPE:	BUDGET:
HVAC Improvements	\$104,000
Media Center improvements	\$258,000

FLAG:	COMMENTS:
	Original contractual date of substantial completion is 10/7/2020. Contractor is currently on pace.

School Choice Enhancements*

Phase: **99%** Complete

SCHEDULE:	PH:1 Planning/Design	PH:2 Implement	PH:3 Complete
Planned	Q1 2015	Q3 2016	Q1 2020
Actual	11/2015	08/2016	03/2020

SCOPE:	BUDGET:
School Choice Enhancement	\$100,000

FLAG:	COMMENTS:
	All items approved by voting process have been delivered and installed. School is determining how to spend the remaining funding from the contingency portion of the SCEP funding.

*SCEP projects follows a three-phase design process that begins with planning/design, followed by implementation and finally completion when all items have been delivered and installed.



Margate Elementary School

6300 NW 18 STREET, MARGATE 33063

Location Num	1161
Board District	7
Board Member	Nora Rupert
ADEFP Budget*	\$4,960,753
Total Facilities Budget	\$4,523,753

***NOTE** This quarter reflects the Adopted District Educational Facilities Plan total budget as approved by SBBC in September 2019. This budget includes Technology improvements and Musical Instruments Replacements which are not included in this section of the report.
 - All dates are based on calendar year. SMART funded projects are included. Only
 - Projects without expenditures to date may not show up in the "Financially Active Project Detail Schedule".

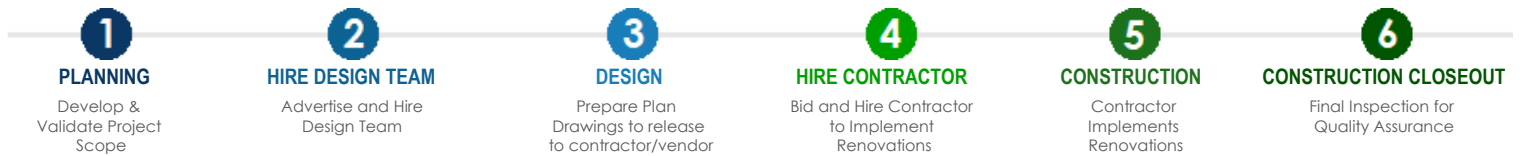
PRIMARY PROJECTS CURRENT STATUS: Hire Contractor

Primary Renovation: Contractor procurement in progress. Board approval to award has taken place. Pending execution of the Notice to Proceed.

Classroom Addition: 100% Construction Documents in review.

School Choice Enhancements: Voting completed 1/5/16. Voting results received 6/12/18. Bookcases delivered 7/2016; Student computers delivered 8/2016; Margate revoted to repurpose playground funds to address minor security enhancements. Aiphone and strike installed 11/2018.

SMART Facilities Update By Project



Primary Renovation

Phase: **50% Complete**

SCHEDULE: (Calendar Year)	1: Planning	2: Hire A/E	3: Design	4: Hire Contractor	5: Construction	6: Closeout
Planned	Q3 2015	Q4 2015	Q3 2016	Q4 2017	Q1 2018	Q2 2019
New Planned	Q3 2015	Q4 2015	Q3 2016	Q2 2020	Q3 2020	Q4 2021
Actual/Forecast	9/28/2015	12/8/2015	9/23/2016	12/19/2019	Q3 2020	

SCOPE:	BUDGET:
Bldg Envelope Impr. (Roof, Window, Ext Wall, etc.)	\$2,238,752
Conversion of Existing Space to Music and/or Art Lab(s)	\$169,000
Fire Sprinklers	\$531,000
HVAC Improvements	\$640,461
Music Room Renovation	\$136,000

FLAG:
COMMENTS:

FLAG KEY: S=Schedule B= Budget

S-Project Delayed=Schedule: Project has missed the planned milestone date for progressing to the next phase in the process.

S-Delay Possible=Schedule: Reflects a possibility of the project missing the planned milestone date for progressing to next phase in the process.

B=Budget: reflects a need for board approved increase in funding based on bid and/or change order results.

Margate Elementary School

SMART Facilities Update by Project Cont.

Classroom Addition

Phase: **94% Complete**

SCHEDULE: (Calendar Year)	1: Planning	2: Hire A/E	3: Design	4: Hire Contractor	5: Construction	6: Closeout
Planned	N/A	N/A	N/A	N/A	N/A	N/A
New Planned	Q3 2015	Q4 2015	Q3 2016	Q2 2020	Q3 2020	Q4 2021
Actual/Forecast	9/28/2015	6/25/2019	9/16/2019	Q4 2020		

SCOPE:
 Improvements to or Replacement of building 1

BUDGET:
 \$683,000

FLAG: S - Project Delayed

COMMENTS:
 The project is experiencing delays in design. The demolition scope has been removed to accelerate, to avoid delays. The classroom addition is pending 100% construction documents for permit review. Update: Project received word from the City of Margate that the site utility design requires revision to be accepted. Delays will continue until the City of Margate approves the design.

HVAC Improvements

Phase: **100% Complete**

SCHEDULE: (Calendar Year)	1: Planning	2: Hire A/E	3: Design	4: Hire Contractor	5: Construction	6: Closeout
Planned	N/A	N/A	N/A	N/A	N/A	N/A
Actual/Forecast	N/A	N/A	N/A	8/10/2016	4/1/2018	12/13/2017

SCOPE:
 HVAC Improvements - RTU Replacement

BUDGET:
 \$25,539

FLAG:

COMMENTS:

Demolition

Phase: **15% Complete**

SCHEDULE: (Calendar Year)	1: Planning	2: Hire A/E	3: Design	4: Hire Contractor	5: Construction	6: Closeout
Planned	N/A	N/A	N/A	N/A	N/A	N/A
New Planned	Q3 2015	N/A	Q2 2016	Q2 2020	Q3 2020	Q4 2020
Actual/Forecast	9/16/2019	N/A	9/16/2019	4/16/2020	Q3 2020	

SCOPE:
 Buildings Demolition

BUDGET:
 \$1

FLAG:

COMMENTS:

FLAG KEY: S=Schedule B= Budget

S-Project Delayed=Schedule: Project has missed the planned milestone date for progressing to the next phase in the process.

S-Delay Possible=Schedule: Reflects a possibility of the project missing the planned milestone date for progressing to next phase in the process.

B=Budget: reflects a need for board approved increase in funding based on bid and/or change order results.

Margate Elementary School

SMART Facilities Update by Project Cont.

School Choice Enhancements*

Phase: **62%** Complete

SCHEDULE:	PH:1 Planning/Design		PH:2 Implement		PH:3 Complete	
Planned	Q1 2015	Q1 2016			TBD	TBD
Actual	11/2015	01/2016				

SCOPE:

School Choice Enhancement

BUDGET:

\$100,000

FLAG:

COMMENTS:

School revoted to repurpose remaining funds to address minor security enhancements. Planned dates shown as TBD will be provided after all items have been ordered and funds allocated.

*SCEP projects follows a three-phase design process that begins with planning/design, followed by implementation and finally completion when all items have been delivered and installed.



Margate Middle School

500 NW 65 AVENUE, MARGATE 33063

Location Num	0581
Board District	7
Board Member	Nora Rupert
ADEFP Budget*	\$9,122,000
Total Facilities Budget	\$8,736,000

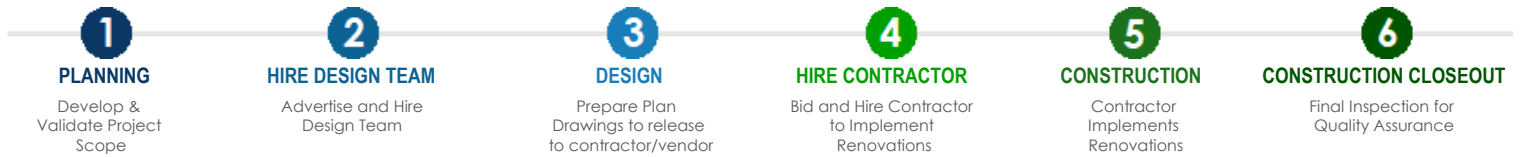
***NOTE** This quarter reflects the Adopted District Educational Facilities Plan total budget as approved by SBBC in September 2019. This budget includes Technology improvements and Musical Instruments Replacements which are not included in this section of the report.
 - All dates are based on calendar year. SMART funded projects are included. Only
 - Projects without expenditures to date may not show up in the "Financially Active Project Detail Schedule".

PRIMARY PROJECTS CURRENT STATUS: Design

Primary Renovation: 100% Construction Documents in the permitting process. Design firm currently revising and resubmitting for the seventh permit review.

School Choice Enhancements: Voting authorized 4/17/18 - Voting completed 6/5/18 - (11) Printers, Student and Teacher Chairs on order. Student Headphones delivered 08/2018. (110) Student laptops, Earthwalk Cart delivered 10/2018. Student/Teacher Desks, Gym scoreboards delivered and installed 11/2018. Marquee structure installed 03/2020. Electrical tie-in complete 04/2020. Marquee is complete.

SMART Facilities Update By Project



Primary Renovation

Phase: **99% Complete**

SCHEDULE: (Calendar Year)	1: Planning	2: Hire A/E	3: Design	4: Hire Contractor	5: Construction	6: Closeout
Planned	Q3 2016	Q4 2016	Q1 2017	Q4 2017	Q4 2018	Q1 2020
New Planned	Q3 2016	Q4 2016	Q1 2017	Q2 2019	Q3 2019	Q4 2020
Actual/Forecast	8/22/2016	10/18/2016	4/3/2017	Q3 2020		

SCOPE:	BUDGET:
Art Room Renovation and Equipment	\$85,000
Bldg Envelope Impr. (Roof, Window, Ext Wall, etc.)	\$4,288,000
Conversion of Existing Space to Music and/or Art Lab(s)	\$284,000
Electrical Improvements	\$371,000
Fire Alarm	\$461,000
Fire Sprinklers	\$1,412,000
HVAC Improvements	\$1,135,000
Media Center improvements	\$543,000
Safety / Security Upgrade	\$57,000

FLAG: S - Project Delayed

COMMENTS:
 Reason: Delays have occurred in the permitting phase of the design process. The design firm has taken an above average amount of time to revise and resubmit the Construction Documents for permit review on several occasions. Remedy: The owner will be enforcing terms of the contract for delays and multiple resubmissions. Update: Delays are being experienced due to scope revisions required to closeout the final comments.

FLAG KEY: S=Schedule B= Budget

S-Project Delayed=Schedule: Project has missed the planned milestone date for progressing to the next phase in the process.

S-Delay Possible=Schedule: Reflects a possibility of the project missing the planned milestone date for progressing to next phase in the process.

B=Budget: reflects a need for board approved increase in funding based on bid and/or change order results.

Margate Middle School

SMART Facilities Update by Project Cont.

School Choice Enhancements*

Phase: **87% Complete**

SCHEDULE:	PH:1 Planning/Design	PH:2 Implement	PH:3 Complete
Planned	Q4 2016	Q2 2018	Q1 2019
Actual	12/2016	06/2018	Q1 2019

SCOPE:

School Choice Enhancement

BUDGET:

\$100,000

FLAG: S - Project Delayed

COMMENTS:

Marquee initially caused delays but it is now complete. Remaining items are on order and pending delivery.

*SCEP projects follows a three-phase design process that begins with planning/design, followed by implementation and finally completion when all items have been delivered and installed.



Marjory Stoneman Douglas High School

5901 PINE ISLAND ROAD, PARKLAND 33076

Location Num	3011
Board District	4
Board Member	Lori Alhadeff
ADEFP Budget*	\$38,200,519
Total Facilities Budget	\$10,328,805

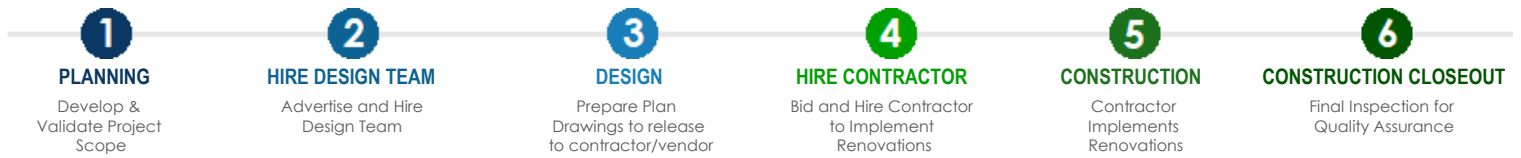
***NOTE** This quarter reflects the Adopted District Educational Facilities Plan total budget as approved by SBBC in September 2019. This budget includes Technology improvements and Musical Instruments Replacements which are not included in this section of the report.
 - All dates are based on calendar year. SMART funded projects are included. Only
 - Projects without expenditures to date may not show up in the "Financially Active Project Detail Schedule".

PRIMARY PROJECTS CURRENT STATUS: Design

Primary Renovation: 100% Construction Documents in the permitting process. Design firm currently addressing Building Department comments prior to submitting the third time for permit application.

School Choice Enhancements: Principal's letter initiated 11/30/2018 for Year 5 group. Kick-off meeting has been held. Ballot development is in progress.

SMART Facilities Update By Project



Primary Renovation

Phase: **97% Complete**

SCHEDULE: (Calendar Year)	1: Planning	2: Hire A/E	3: Design	4: Hire Contractor	5: Construction	6: Closeout
Planned	Q4 2017	Q4 2017	Q2 2018	Q1 2019	Q4 2019	Q2 2021
New Planned	Q4 2017	Q4 2017	Q2 2018	Q1 2020	Q2 2020	Q2 2022
Actual/Forecast	9/1/2017	11/13/2017	5/2/2018	Q3 2020		

SCOPE:	BUDGET:
Art Room Renovation and Equipment	\$110,000
Bldg Envelope Impr. (Roof, Window, Ext Wall, etc.)	\$2,773,000
HVAC Improvements	\$5,604,000
Install Fire Alarm	\$907,805
Music Room Renovation	\$713,000

FLAG: S - Project Delayed

COMMENTS:

Reason: Minor delays are being experienced in the design phase during the permitting process. A letter of recommendation to permit is forecasted in Q3 2020.

Weight Room

Phase: **100% Complete**

SCHEDULE: (Calendar Year)	1: Planning	2: Hire A/E	3: Design	4: Hire Contractor	5: Construction	6: Closeout
Planned	Q4 2017	Q4 2017	Q4 2017	Q2 2018	Q2 2018	Q3 2018
Actual/Forecast	1/4/2018	1/11/2018	2/5/2018	4/17/2018	4/25/2018	7/24/2018

SCOPE:	BUDGET:
Weight Room Renovation	\$121,000

FLAG:

COMMENTS:

FLAG KEY: S=Schedule B= Budget

S-Project Delayed=Schedule: Project has missed the planned milestone date for progressing to the next phase in the process.

S-Delay Possible=Schedule: Reflects a possibility of the project missing the planned milestone date for progressing to next phase in the process.

B=Budget: reflects a need for board approved increase in funding based on bid and/or change order results.

Marjory Stoneman Douglas High School

SMART Facilities Update by Project Cont.

New Addition to Replace Building 12 - State Funded

Phase: **94% Complete**

SCHEDULE: (Calendar Year)	1: Planning	2: Hire A/E	3: Design	4: Hire Contractor	5: Construction	6: Closeout
Planned	Q1 2018	Q2 2018	Q3 2018	Q1 2019	Q2 2019	Q2 2020
Actual/Forecast	3/20/2018	5/1/2018	8/15/2018	5/28/2019	7/1/2019	7/2/2020

SCOPE:

New Addition to Replace Building 12

BUDGET:

\$18,000,000

FLAG: S - Project Delayed

COMMENTS:

Original contractual date of substantial completion is 6/29/2020. Forecast of substantial completion is currently July 2020.

School Choice Enhancements*

Phase: **25% Complete**

SCHEDULE:	PH:1 Planning/Design	PH:2 Implement	PH:3 Complete
Planned	Q4 2018	TBD	TBD
Actual	11/2018		

SCOPE:

School Choice Enhancement

BUDGET:

\$100,000

FLAG:

COMMENTS:

Planned date for Implementation phase shown as TBD will be provided after voting process has been completed by the school community.

*SCEP projects follows a three-phase design process that begins with planning/design, followed by implementation and finally completion when all items have been delivered and installed.



Mary M. Bethune Elementary School

2400 MEADE STREET, HOLLYWOOD 33020

Location Num	0341
Board District	1
Board Member	Ann Murray
ADEFP Budget*	\$3,621,000
Total Facilities Budget	\$3,251,000

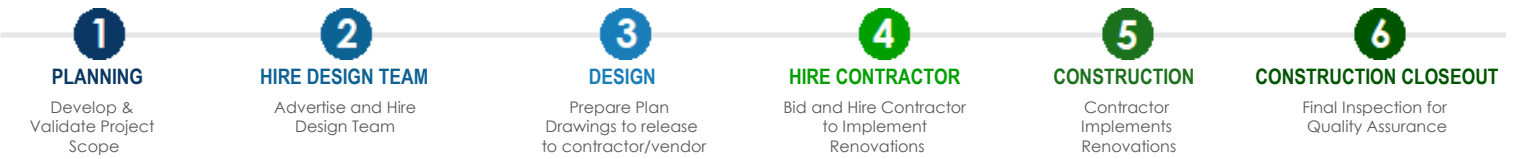
***NOTE** This quarter reflects the Adopted District Educational Facilities Plan total budget as approved by SBBC in September 2019. This budget includes Technology improvements and Musical Instruments Replacements which are not included in this section of the report.
 - All dates are based on calendar year. SMART funded projects are included. Only
 - Projects without expenditures to date may not show up in the "Financially Active Project Detail Schedule".

PRIMARY PROJECTS CURRENT STATUS: Design

Primary Renovation: Project is on hold, Review of the building usage and scope took place. Different options were discussed with the Designer now providing input on viability of the options. A presentation with the stakeholders has taken place. Additional outreach to the local community will be forthcoming prior to decisions on the project scope.

School Choice Enhancements: Principal's letter initiated 11/30/2018 for Year 5 group. Kick-off meeting is being scheduled.

SMART Facilities Update By Project



Primary Renovation

Phase: **35% Complete**

SCHEDULE: (Calendar Year)	1: Planning	2: Hire A/E	3: Design	4: Hire Contractor	5: Construction	6: Closeout
Planned	Q1 2018	Q2 2018	Q1 2019	Q3 2019	Q1 2020	Q3 2020 Q4 2020
New Planned	Q1 2018	Q2 2018	Q1 2019	Q2 2020	Q3 2020	Q1 2022 Q1 2022
Actual/Forecast	11/15/2017	12/13/2017	8/8/2018	Q3 2021		

SCOPE:	BUDGET:
Bldg Envelope Impr. (Roof, Window, Ext Wall, etc.)	\$1,537,000
HVAC Improvements	\$444,000
Improvements to or Replacement of building 4	\$253,000
Improvements to or Replacement of building 6	\$917,000

FLAG: S - Project Delayed

COMMENTS:
 Currently exploring right sizing and scope options per District directive. Project delays will continue until scope decisions are made. Update: Current health crisis has delayed presentation of additional options to the Board for final decision.

FLAG KEY: S=Schedule B= Budget

S-Project Delayed=Schedule: Project has missed the planned milestone date for progressing to the next phase in the process.

S-Delay Possible=Schedule: Reflects a possibility of the project missing the planned milestone date for progressing to next phase in the process.

B=Budget: reflects a need for board approved increase in funding based on bid and/or change order results.

Mary M. Bethune Elementary School

SMART Facilities Update by Project Cont.

School Choice Enhancements*

Phase: **25%** Complete

SCHEDULE:	PH:1 Planning/Design	PH:2 Implement	PH:3 Complete
Planned	Q4 2018	TBD	TBD
Actual	11/2018		

SCOPE:	BUDGET:	FLAG:
School Choice Enhancement	\$100,000	COMMENTS: Planned date for Implementation phase shown as TBD will be provided after voting process has been completed by the school community.

*SCEP projects follows a three-phase design process that begins with planning/design, followed by implementation and finally completion when all items have been delivered and installed.



McArthur High School

6501 HOLLYWOOD BOULEVARD, HOLLYWOOD 33024

Location Num	0241
Board District	1
Board Member	Ann Murray
ADEFP Budget*	\$17,280,417
Total Facilities Budget	\$16,032,496

***NOTE** This quarter reflects the Adopted District Educational Facilities Plan total budget as approved by SBBC in September 2019. This budget includes Technology improvements and Musical Instruments Replacements which are not included in this section of the report.
 - All dates are based on calendar year. SMART funded projects are included. Only
 - Projects without expenditures to date may not show up in the "Financially Active Project Detail Schedule".

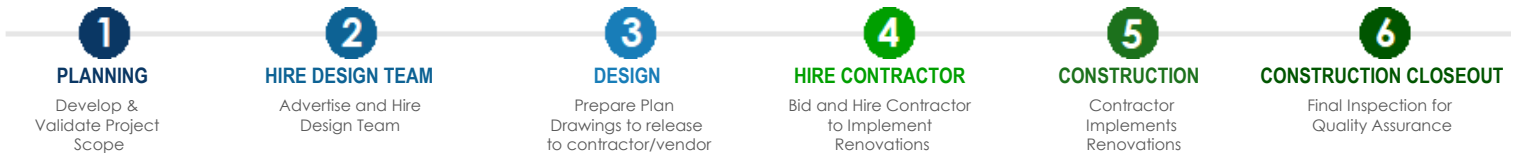
PRIMARY PROJECTS CURRENT STATUS: Design

Primary Renovation: 100% Construction Documents in the permitting process. Design firm currently addressing Building Department comments prior to submitting the second time for permit application.

Classroom Addition: 30% Design Documents are in review. The room layout design is being finalized for review by the school and corresponding departments.

School Choice Enhancements: Voting authorized 4/17/18 - Voting Completed 5/30/18. Coordinating Proposals for: Refurbishment of the mini gym, security , wraps and coverings for the administration building, and Single Point of Entry, and Office Furniture. (6) Golf carts delivered 10/2018. Floor replacement for the mini gym permit issued 5/24/2019; installation completed 08/2019. Conference table delivered 04/2020.

SMART Facilities Update By Project



Primary Renovation

Phase: **95% Complete**

SCHEDULE: (Calendar Year)	1: Planning	2: Hire A/E	3: Design	4: Hire Contractor	5: Construction	6: Closeout
Planned	Q2 2017	Q2 2017	Q4 2017	Q4 2018	Q2 2019	Q4 2020
New Planned	Q2 2017	Q2 2017	Q4 2017	Q4 2020	Q1 2021	Q3 2022
Actual/Forecast	3/14/2017	5/19/2017	11/17/2017	Q4 2020		

SCOPE:	BUDGET:
Bldg Envelope Impr. (Roof, Window, Ext Wall, etc.)	\$2,005,929
Electrical Improvements	\$1,120,508
Fire Sprinklers	\$1,014,836
HVAC Improvements	\$2,874,604
Media Center improvements	\$409,875
Safety / Security Upgrade	\$387,842
STEM Lab improvements	\$1,562,902

FLAG:
COMMENTS:

FLAG KEY: S=Schedule B= Budget

S-Project Delayed=Schedule: Project has missed the planned milestone date for progressing to the next phase in the process.

S-Delay Possible=Schedule: Reflects a possibility of the project missing the planned milestone date for progressing to next phase in the process.

B=Budget: reflects a need for board approved increase in funding based on bid and/or change order results.

McArthur High School

SMART Facilities Update by Project Cont.

Classroom Addition

Phase: **40%** Complete

SCHEDULE: (Calendar Year)	1: Planning	2: Hire A/E	3: Design	4: Hire Contractor	5: Construction	6: Closeout
Planned	N/A	N/A	N/A	N/A	N/A	N/A
New Planned	Q1 2019	Q2 2019	Q4 2019	Q2 2021	Q3 2021	Q1 2023
Actual/Forecast	1/22/2019	6/25/2019	12/13/2019	Q2 2021		

SCOPE: Improvements to or Replacement of building 1	BUDGET: \$635,000	FLAG: COMMENTS:
Improvements to or Replacement of building 6	\$5,800,000	

Weight Room

Phase: **100%** Complete

SCHEDULE: (Calendar Year)	1: Planning	2: Hire A/E	3: Design	4: Hire Contractor	5: Construction	6: Closeout
Planned	Q4 2017	Q4 2017	Q4 2017	Q2 2018	Q2 2018	Q3 2018
Actual/Forecast	9/18/2017	10/19/2017	11/9/2017	4/23/2018	5/4/2018	8/5/2018

SCOPE: Weight Room Renovation	BUDGET: \$121,000	FLAG: COMMENTS:
---	-----------------------------	----------------------------------

School Choice Enhancements*

Phase: **76%** Complete

SCHEDULE:	PH:1 Planning/Design	PH:2 Implement	PH:3 Complete
Planned	Q4 2017	Q2 2018	TBD
Actual	11/2017	06/2018	

SCOPE: School Choice Enhancement	BUDGET: \$100,000	FLAG: COMMENTS: Planned dates shown as TBD will be provided after all items have been ordered and funds allocated.
--	-----------------------------	--

*SCEP projects follows a three-phase design process that begins with planning/design, followed by implementation and finally completion when all items have been delivered and installed.



McFatter Technical College, Broward Fire Academy

2600 SW 71 TERRACE, DAVIE 33314

Location Num	2771
Board District	6
Board Member	Laurie Rich Levinson
ADEFP Budget*	\$727,512
Total Facilities Budget	\$714,512

***NOTE** This quarter reflects the Adopted District Educational Facilities Plan total budget as approved by SBBC in September 2019. This budget includes Technology improvements and Musical Instruments Replacements which are not included in this section of the report.

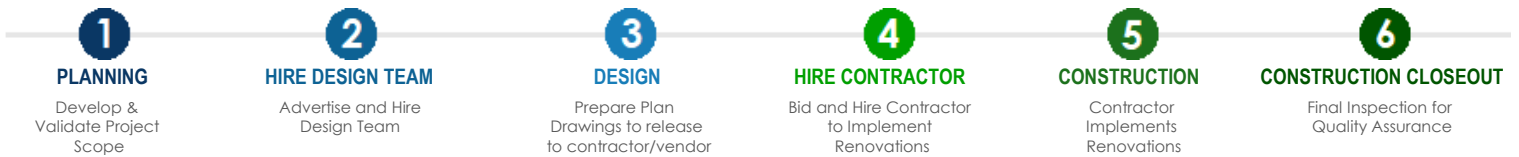
- All dates are based on calendar year. SMART funded projects are included. Only
- Projects without expenditures to date may not show up in the "Financially Active Project Detail Schedule".

PRIMARY PROJECTS CURRENT STATUS: Hire Contractor

Primary Renovation: Contractor procurement in progress. CSMP contracts have expired. New CSMP contracts are to be used for emergency projects only. Project will be advertised for bids.

School Choice Enhancements: COMPLETED 06/2017. Voting completed 6/24/16. Forklift and breathing apparatus delivered. Confirmation for the Cylinders was received on 6/27/17.

SMART Facilities Update By Project



Primary Renovation

Phase: **5% Complete**

SCHEDULE: (Calendar Year)	1: Planning	2: Hire A/E	3: Design	4: Hire Contractor	5: Construction	6: Closeout
Planned	Q2 2017	Q2 2017	Q2 2017	Q4 2017	Q3 2018	Q2 2019
New Planned	Q2 2017	Q2 2017	Q2 2017	Q4 2017	Q2 2019	Q1 2020
Actual/Forecast	4/3/2017	4/3/2017	5/9/2017	10/24/2018	Q2 2021	

SCOPE:	BUDGET:
Additional Funding - Board Approved 09/17/19 (JJ-2)	\$358,512
Bldg Envelope Impr. (Roof, Window, Ext Wall, etc.)	\$149,000
Fire Sprinklers	\$107,000

FLAG: S - Project Delayed

COMMENTS:
 Reason: Delays occurred during the permitting process in the design phase. The delays will not be recovered during construction.
 Remedy: A Letter of Recommendation to Permit has been received.
 Update: A CSMP contractor has been selected. Update: The CSMP term contract has expired and the project is pending advertisement for bids. Project phase percent complete has returned to 5% due to the change in procurement method of the contractor.

FLAG KEY: S=Schedule B= Budget

S-Project Delayed=Schedule: Project has missed the planned milestone date for progressing to the next phase in the process.

S-Delay Possible=Schedule: Reflects a possibility of the project missing the planned milestone date for progressing to next phase in the process.

B=Budget: reflects a need for board approved increase in funding based on bid and/or change order results.

McFatter Technical College, Broward Fire Academy

SMART Facilities Update by Project Cont.

School Choice Enhancements*

Phase: **100%** Complete

SCHEDULE:	PH:1 Planning/Design	PH:2 Implement	PH:3 Complete
Planned	Q1 2015	Q2 2016	Q3 2017
Actual	11/2015	06/2016	06/2017

SCOPE:

School Choice Enhancement

BUDGET:

\$100,000

FLAG:

COMMENTS:

*SCEP projects follows a three-phase design process that begins with planning/design, followed by implementation and finally completion when all items have been delivered and installed.



McFatter Technical High School & Technical College

6500 NOVA DRIVE, DAVIE 33317

Location Num	1291
Board District	6
Board Member	Laurie Rich Levinson
ADEFP Budget*	\$7,959,525
Total Facilities Budget	\$7,471,525

***NOTE** This quarter reflects the Adopted District Educational Facilities Plan total budget as approved by SBBC in September 2019. This budget includes Technology improvements and Musical Instruments Replacements which are not included in this section of the report.

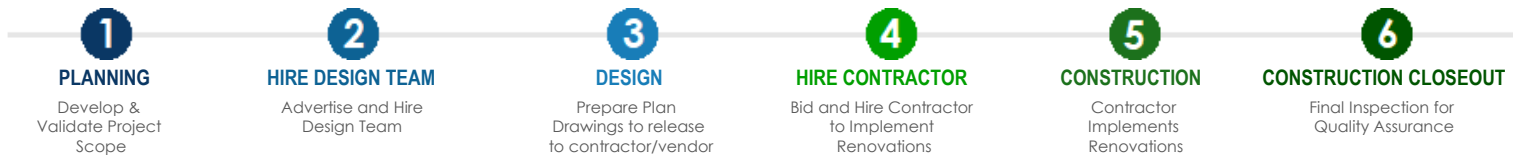
- All dates are based on calendar year. SMART funded projects are included. Only
- Projects without expenditures to date may not show up in the "Financially Active Project Detail Schedule".

PRIMARY PROJECTS CURRENT STATUS: Hire Contractor

Primary Renovation: Contractor procurement is in progress. Bid advertisement has taken place. Pending bid opening scheduled for July 2020.

School Choice Enhancements: COMPLETED 03/2019 - Voting completed 10/21/16. Recordex, laptops delivered 1/18/17; Publishing speed theater equipment delivered 4/2017. Six (6) Cameras (Video and Still) for Photography and Digital Media delivered 07/2017. Stage lighting permitted; construction completed 01/2019. Additional stage lighting equipment delivered 03/2019.

SMART Facilities Update By Project



Primary Renovation

Phase: **5% Complete**

SCHEDULE: (Calendar Year)	1: Planning	2: Hire A/E	3: Design	4: Hire Contractor	5: Construction	6: Closeout
Planned	Q2 2016	Q3 2016	Q2 2017	Q1 2018	Q2 2018	Q4 2019 / Q4 2019
New Planned	Q2 2016	Q3 2016	Q2 2017	Q2 2019	Q4 2019	Q2 2021 / Q2 2021
Actual/Forecast	6/17/2016	8/16/2016	5/3/2017	5/14/2020	Q4 2020	

SCOPE:	BUDGET:
ADA Renovate Restroom	\$47,525
Bldg Envelope Impr. (Roof, Window, Ext Wall, etc.)	\$2,280,000
Electrical Improvements	\$577,000
Fire Alarm	\$672,000
Fire Sprinklers	\$292,000
HVAC repairs to include buildings 1,2,4,5.	\$3,296,000
Media Center improvements	\$151,000
Safety / Security Upgrade	\$56,000

FLAG: S - Project Delayed

COMMENTS:

Reason: Delays occurred in the design phase related to permitting. The design firm took four and a half months to resubmit a second time for permit after receiving Building Department comments. The third submittal has been reviewed with submission four pending. Remedy: The owner will be enforcing terms of the contract for delays and multiple resubmissions.

FLAG KEY: S=Schedule B= Budget

S-Project Delayed=Schedule: Project has missed the planned milestone date for progressing to the next phase in the process.

S-Delay Possible=Schedule: Reflects a possibility of the project missing the planned milestone date for progressing to next phase in the process.

B=Budget: reflects a need for board approved increase in funding based on bid and/or change order results.

McFatter Technical High School & Technical College

SMART Facilities Update by Project Cont.

School Choice Enhancements*

Phase: **100% Complete**

SCHEDULE:	PH:1 Planning/Design	PH:2 Implement	PH:3 Complete
Planned	Q1 2016	Q4 2016	Q1 2018
Actual	01/2016	10/2016	03/2019
SCOPE:	BUDGET:	FLAG:	COMMENTS:
School Choice Enhancement	\$100,000		

*SCEP projects follows a three-phase design process that begins with planning/design, followed by implementation and finally completion when all items have been delivered and installed.



McNab Elementary School

1350 SE 9 AVENUE, POMPANO BEACH 33060

Location Num	0841
Board District	3
Board Member	Heather P. Brinkworth
ADEFP Budget*	\$3,628,437
Total Facilities Budget	\$3,310,437

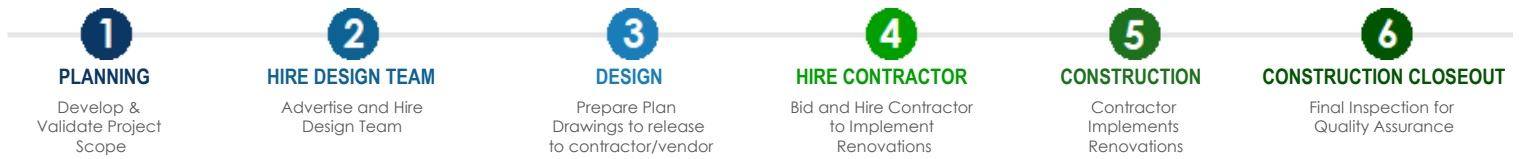
***NOTE** This quarter reflects the Adopted District Educational Facilities Plan total budget as approved by SBBC in September 2019. This budget includes Technology improvements and Musical Instruments Replacements which are not included in this section of the report.
 - All dates are based on calendar year. SMART funded projects are included. Only
 - Projects without expenditures to date may not show up in the "Financially Active Project Detail Schedule".

PRIMARY PROJECTS CURRENT STATUS: **Construction**

Primary Renovation: Construction in progress. HVAC scope of work is complete. Roofing renovations are in progress.

School Choice Enhancements: Voting authorized 11/16/17. Voting results received 1/9/18. The awarded vendor is not able to deliver as required. A second vendor is working on the proposal and presentation for the proposed playground upgrades. Playground PO request in progress.

SMART Facilities Update By Project



Primary Renovation

Phase: **65% Complete**

SCHEDULE: (Calendar Year)	1: Planning	2: Hire A/E	3: Design	4: Hire Contractor	5: Construction	6: Closeout
Planned	Q4 2016	Q4 2016	Q2 2017	Q4 2017	Q3 2018	Q2 2019
New Planned	Q4 2016	Q4 2016	Q2 2017	Q4 2017	Q4 2018	Q1 2020
Actual/Forecast	12/19/2016	12/19/2016	6/8/2017	7/6/2018	2/4/2019	11/30/2020

SCOPE:	BUDGET:
Additional Funding - Board Approved 11/07/18 (JJ-2)	\$1,915,437
Bldg Envelope Impr. (Roof, Window, Ext Wall, etc.)	\$978,000
HVAC Improvements	\$317,000

FLAG: S - Project Delayed

COMMENTS:

Original contractual date of substantial completion is 2/10/2020. Delays occurred during construction related to the roofing sub-permit. Remedy: The construction is estimated to be completed in Q1 2021.

FLAG KEY: S=Schedule B= Budget

S-Project Delayed=Schedule: Project has missed the planned milestone date for progressing to the next phase in the process.

S-Delay Possible=Schedule: Reflects a possibility of the project missing the planned milestone date for progressing to next phase in the process.

B=Budget: reflects a need for board approved increase in funding based on bid and/or change order results.

McNab Elementary School

SMART Facilities Update by Project Cont.

School Choice Enhancements*

Phase: **10%** Complete

SCHEDULE:	PH:1 Planning/Design	PH:2 Implement	PH:3 Complete
Planned	Q4 2016	Q1 2018	TBD
Actual	12/2016	01/2018	TBD

SCOPE:

School Choice Enhancement

BUDGET:

\$100,000

FLAG:

COMMENTS:

Pending confirmation of additional funding from other sources for voted projects. Planned dates shown as TBD will be provided after all items have been ordered and funds allocated.

*SCEP projects follows a three-phase design process that begins with planning/design, followed by implementation and finally completion when all items have been delivered and installed.



McNicol Middle School

1602 S 27 AVENUE, HOLLYWOOD 33020

Location Num	0481
Board District	1
Board Member	Ann Murray
ADEFP Budget*	\$1,610,000
Total Facilities Budget	\$1,445,000

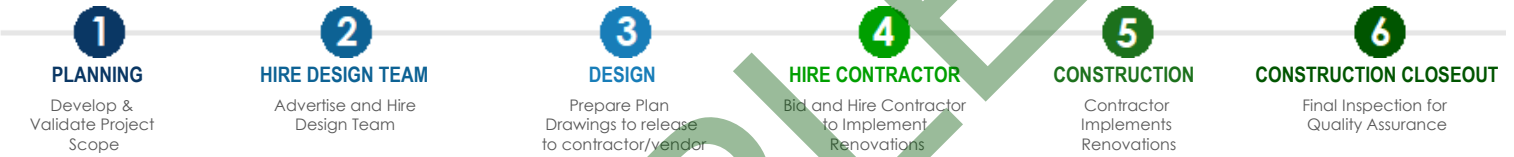
***NOTE** This quarter reflects the Adopted District Educational Facilities Plan total budget as approved by SBBC in September 2019. This budget includes Technology improvements and Musical Instruments Replacements which are not included in this section of the report.
 - All dates are based on calendar year. SMART funded projects are included. Only
 - Projects without expenditures to date may not show up in the "Financially Active Project Detail Schedule".

PRIMARY PROJECTS CURRENT STATUS: Complete

Primary Renovation: Complete.

School Choice Enhancements: COMPLETED 10/2017 -Voting completed 12/18/15. (500) auditorium chairs delivered 06/2016. Sound system for the Gym and projectors delivered and installed 10/2016. Pass through and Epson equipment installed 6/2017. Chairs delivered 10/2017

SMART Facilities Update By Project



Primary Renovation

Phase: 100% Complete

SCHEDULE: (Calendar Year)	1: Planning	2: Hire A/E	3: Design	4: Hire Contractor	5: Construction	6: Closeout
Planned	Q1 2017	Q1 2017	Q2 2017	Q4 2017	Q2 2018	Q2 2019
New Planned	Q1 2017	Q1 2017	Q2 2017	Q4 2017	Q2 2018	Q2 2019
Actual/Forecast	1/13/2017	1/13/2017	4/20/2017	1/22/2018	4/10/2018	11/20/2019

SCOPE:	BUDGET:
Bldg Envelope Impr. (Roof, Window, Ext Wall, etc.)	\$276,000
Conversion of Existing Space to Music and/or Art Lab(s)	\$322,000
Fire Sprinklers	\$21,000
HVAC Improvements	\$205,000
Music Room Renovation	\$521,000

FLAG:

COMMENTS:

FLAG KEY: S=Schedule B= Budget

S-Project Delayed=Schedule: Project has missed the planned milestone date for progressing to the next phase in the process.

S-Delay Possible=Schedule: Reflects a possibility of the project missing the planned milestone date for progressing to next phase in the process.

B=Budget: reflects a need for board approved increase in funding based on bid and/or change order results.

McNicol Middle School

SMART Facilities Update by Project Cont.

School Choice Enhancements*

Phase: **100%** Complete

SCHEDULE:	PH:1 Planning/Design	PH:2 Implement	PH:3 Complete
Planned	Q1 2015	Q4 2015	Q3 2017
Actual	11/2015	12/2015	10/2017

SCOPE:	BUDGET:	FLAG:
School Choice Enhancement	\$100,000	COMMENTS:

*SCEP projects follows a three-phase design process that begins with planning/design, followed by implementation and finally completion when all items have been delivered and installed.



Meadowbrook Elementary School

2300 SW 46 AVENUE, FORT LAUDERDALE 33317

Location Num	0761
Board District	3
Board Member	Heather P. Brinkworth
ADEFP Budget*	\$1,434,000
Total Facilities Budget	\$1,161,000

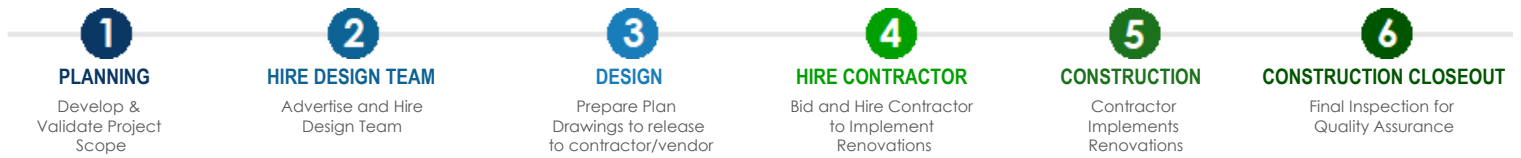
***NOTE** This quarter reflects the Adopted District Educational Facilities Plan total budget as approved by SBBC in September 2019. This budget includes Technology improvements and Musical Instruments Replacements which are not included in this section of the report.
 - All dates are based on calendar year. SMART funded projects are included. Only
 - Projects without expenditures to date may not show up in the "Financially Active Project Detail Schedule".

PRIMARY PROJECTS CURRENT STATUS: Hire Contractor

Primary Renovation: Contractor procurement in progress. CSMP contracts have expired. New CSMP contracts are to be used for emergency projects only. Project will be advertised for bids.

School Choice Enhancements: Principal's letter initiated 11/30/2018 for Year 5 group. Voting authorized 02/2020. Due to the health crisis the school has opted to wait until the next school year to vote.

SMART Facilities Update By Project



Primary Renovation

Phase: **5% Complete**

SCHEDULE: (Calendar Year)	1: Planning	2: Hire A/E	3: Design	4: Hire Contractor	5: Construction	6: Closeout
Planned	Q2 2018	Q3 2018	Q1 2019	Q3 2019	Q1 2020	Q2 2020
New Planned	Q2 2018	Q3 2018	Q1 2019	Q1 2020	Q2 2020	Q2 2021
Actual/Forecast	8/1/2017	10/6/2017	3/26/2018	5/6/2019	Q1 2021	

SCOPE:	BUDGET:
Bldg Envelope Impr. (Roof, Window, Ext Wall, etc.)	\$134,000
Electrical Improvements	\$333,000
Fire Sprinklers	\$462,000
HVAC Improvements	\$132,000

FLAG: S - Project Delayed

COMMENTS:
 Funding Year 1 thru 3 projects are to take priority for the procurement of a contractor. The project is funded under Year 5 and has experienced a delay due to the priority of Year 1 thru 3 projects. Project phase percent complete has returned to 5% due to the change in procurement method of the contractor.

FLAG KEY: S=Schedule B= Budget

S-Project Delayed=Schedule: Project has missed the planned milestone date for progressing to the next phase in the process.

S-Delay Possible=Schedule: Reflects a possibility of the project missing the planned milestone date for progressing to next phase in the process.


B=Budget: reflects a need for board approved increase in funding based on bid and/or change order results.

Meadowbrook Elementary School

SMART Facilities Update by Project Cont.

School Choice Enhancements*

Phase: **75% Complete**

SCHEDULE:			
Planned	Q4 2018	TBD	TBD
Actual	11/2018		

SCOPE:	BUDGET:	FLAG:
School Choice Enhancement	\$100,000	<p>COMMENTS:</p> <p>Planned date for Implementation phase shown as TBD will be provided after voting process has been completed by the school community.</p>

*SCEP projects follows a three-phase design process that begins with planning/design, followed by implementation and finally completion when all items have been delivered and installed.



Millennium 6-12 Collegiate Academy

5803 NW 94 AVENUE, TAMARAC 33321

Location Num	4772
Board District	4
Board Member	Lori Alhadeff
ADEFP Budget*	\$3,549,000
Total Facilities Budget	\$3,035,000

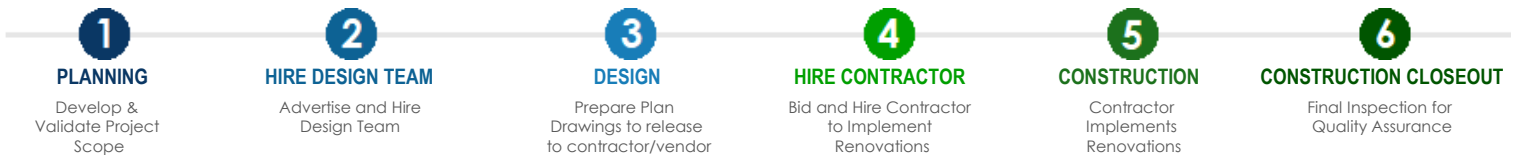
***NOTE** This quarter reflects the Adopted District Educational Facilities Plan total budget as approved by SBBC in September 2019. This budget includes Technology improvements and Musical Instruments Replacements which are not included in this section of the report.
 - All dates are based on calendar year. SMART funded projects are included. Only
 - Projects without expenditures to date may not show up in the "Financially Active Project Detail Schedule".

PRIMARY PROJECTS CURRENT STATUS: Hire Contractor

Primary Renovation: Contractor procurement in progress. Bid advertisement is scheduled for September 2020.

School Choice Enhancements: COMPLETED 05/2018 - Voting authorized 2/13/2018. Voting completed 2/27/2018 - Document Cameras delivered 05/2018. Chemistry equipment delivered 04/2018. Media Center renovation (Furniture), Recordex delivered 05/2018.

SMART Facilities Update By Project



Primary Renovation

Phase: **5% Complete**

SCHEDULE: (Calendar Year)	1: Planning	2: Hire A/E	3: Design	4: Hire Contractor	5: Construction	6: Closeout
Planned	Q3 2017	Q4 2017	Q3 2018	Q1 2019	Q3 2019	Q2 2020
New Planned	Q3 2017	Q4 2017	Q3 2018	Q3 2019	Q1 2020	Q1 2021
Actual/Forecast	5/1/2017	7/20/2017	2/6/2018	11/20/2019	Q2 2021	

SCOPE:	BUDGET:
Art Room Renovation and Equipment	\$85,000
Bldg Envelope Impr. (Roof, Window, Ext Wall, etc.)	\$1,295,000
Conversion of Existing Space to Music and/or Art Lab(s)	\$284,000
Fire Alarm	\$50,000
HVAC Improvements	\$1,221,000

FLAG: S - Project Delayed

COMMENTS:

Delays occurred during the design phase related to permitting. The design firm took over three months to resubmit for the second review and two months to resubmit for the third review. Funding Year 1 thru 3 projects are to take priority for advertisement of bid. The project is funded under Year 4 and will be advertised after the funding Year 1 thru 3 projects that are prepared for advertisement.

FLAG KEY: S=Schedule B= Budget

S-Project Delayed=Schedule: Project has missed the planned milestone date for progressing to the next phase in the process.

S-Delay Possible=Schedule: Reflects a possibility of the project missing the planned milestone date for progressing to next phase in the process.

B=Budget: reflects a need for board approved increase in funding based on bid and/or change order results.

Millennium 6-12 Collegiate Academy

SMART Facilities Update by Project Cont.

School Choice Enhancements*

Phase: **100%** Complete

SCHEDULE:	PH:1 Planning/Design	PH:2 Implement	PH:3 Complete
Planned	Q4 2017	Q1 2018	Q4 2018
Actual	11/2017	02/2018	05/2018

SCOPE:	BUDGET:	FLAG:
School Choice Enhancement	\$100,000	COMMENTS:

*SCEP projects follows a three-phase design process that begins with planning/design, followed by implementation and finally completion when all items have been delivered and installed.



Miramar Elementary School

6831 SW 26 STREET, MIRAMAR 33023

Location Num	0531
Board District	1
Board Member	Ann Murray
ADEFP Budget*	\$6,557,935
Total Facilities Budget	\$6,184,935

***NOTE** This quarter reflects the Adopted District Educational Facilities Plan total budget as approved by SBBC in September 2019. This budget includes Technology improvements and Musical Instruments Replacements which are not included in this section of the report.
 - All dates are based on calendar year. SMART funded projects are included. Only
 - Projects without expenditures to date may not show up in the "Financially Active Project Detail Schedule".

PRIMARY PROJECTS CURRENT STATUS: Complete

Primary Renovation: Substantial Completion has been reached. Project closeout is in progress with minor HVAC improvements needed to closeout the project. Final installation has taken place with system testing in progress.

School Choice Enhancements: COMPLETED 08/2018 - Voting completed 5/5/17: (75) student laptops and safety cones delivered 07/2017. (13) document cameras, stage curtains delivered 08/2017. Cafeteria sound system delivered and installed 12/2017. Picnic tables and cafeteria blinds delivered and installed 01/2018. Office furniture delivered 07/2018. Permit for the marquee issued 2/2/2018; Marquee installed 07/2018 and electrical tie-in completed 08/2018.

SMART Facilities Update By Project



Primary Renovation

Phase: **75% Complete**

SCHEDULE: (Calendar Year)	1: Planning	2: Hire A/E	3: Design	4: Hire Contractor	5: Construction	6: Closeout
Planned	Q1 2016	Q2 2016	Q4 2016	Q3 2017	Q1 2018	Q1 2019
New Planned	Q1 2016	Q2 2016	Q4 2016	Q3 2017	Q4 2018	Q1 2020
Actual/Forecast	3/9/2016	5/17/2016	12/13/2016	6/15/2018	11/30/2018	11/20/2019

SCOPE:	BUDGET:
Additional Funding - Board Approved 11/07/18 (JJ-1)	\$2,286,935
Bldg Envelope Impr. (Roof, Window, Ext Wall, etc.)	\$855,000
HVAC Improvements	\$2,943,000

FLAG:	COMMENTS:

School Choice Enhancements*

Phase: **100% Complete**

SCHEDULE:	PH:1 Planning/Design	PH:2 Implement	PH:3 Complete
Planned	Q1 2015	Q2 2017	Q2 2018
Actual	11/2015	05/2017	08/2018

SCOPE:	BUDGET:
School Choice Enhancement	\$100,000

FLAG:	COMMENTS:

*SCEP projects follows a three-phase design process that begins with planning/design, followed by implementation and finally completion when all items have been delivered and installed.

FLAG KEY: S=Schedule B= Budget

S-Project Delayed=Schedule: Project has missed the planned milestone date for progressing to the next phase in the process.

S-Delay Possible=Schedule: Reflects a possibility of the project missing the planned milestone date for progressing to next phase in the process.

B=Budget: reflects a need for board approved increase in funding based on bid and/or change order results.



Miramar High School

3601 SW 89 AVENUE, MIRAMAR 33025

Location Num	1751
Board District	2
Board Member	Patricia Good
ADEFP Budget*	\$12,674,000
Total Facilities Budget	\$11,528,000

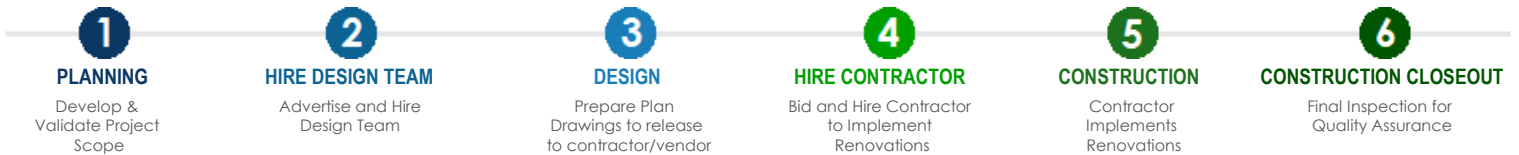
***NOTE** This quarter reflects the Adopted District Educational Facilities Plan total budget as approved by SBBC in September 2019. This budget includes Technology improvements and Musical Instruments Replacements which are not included in this section of the report.
 - All dates are based on calendar year. SMART funded projects are included. Only
 - Projects without expenditures to date may not show up in the "Financially Active Project Detail Schedule".

PRIMARY PROJECTS CURRENT STATUS: Design

Primary Renovation: 100% Construction Documents in the permitting process. Due to the limited capacity and accessibility caused by the current health crisis projects with the highest urgency have been prioritized, causing some submissions to be temporarily delayed in the permit review process.

School Choice Enhancements: COMPLETED 01/2020 - Voting completed 12/7/18 - Additional parking spaces on order. Golf Cart delivered 03/2019. Additional security cameras, Scrubber Machine and protective mats for gym floor delivered 04/2019. Canopy fabric installed 05/2019. Auditorium painting and signage for the gym and stadium completed 7/2019. Additional parking spaces project was permitted 08/2019; construction began 11/2019; project completed 1/2020.

SMART Facilities Update By Project



Primary Renovation

Phase: **98% Complete**

SCHEDULE: (Calendar Year)	1: Planning	2: Hire A/E	3: Design	4: Hire Contractor	5: Construction	6: Closeout
Planned	Q2 2017	Q2 2017	Q1 2018	Q4 2018	Q3 2019	Q4 2020
New Planned	Q2 2017	Q2 2017	Q1 2018	Q4 2019	Q1 2020	Q4 2021
Actual/Forecast	4/1/2017	6/22/2017	1/8/2018	Q3 2020		

SCOPE:	BUDGET:
Bldg Envelope Impr. (Roof, Window, Ext Wall, etc.)	\$966,000
Conversion of Existing Space to Music and/or Art Lab(s)	\$302,000
Electrical Improvements	\$792,000
Fire Alarm	\$1,174,000
Fire Sprinklers	\$45,000
HVAC Improvements	\$5,301,000
Media Center improvements	\$870,000
Music Room Renovation	\$713,000
STEM Lab improvements	\$844,000

FLAG: S - Project Delayed

COMMENTS:
 Reason: Delays have occurred in the design phase due to an above average amount of submissions for permit review. Remedy: The design firm currently only has Fire Alarm and Roofing comments to close prior to issuance of a Letter of Recommendation to Permit. The owner will be enforcing terms of the contract for delays and multiple resubmissions.

FLAG KEY: S=Schedule B= Budget

S-Project Delayed=Schedule: Project has missed the planned milestone date for progressing to the next phase in the process.

S-Delay Possible=Schedule: Reflects a possibility of the project missing the planned milestone date for progressing to next phase in the process.

B=Budget: reflects a need for board approved increase in funding based on bid and/or change order results.

Miramar High School

SMART Facilities Update by Project Cont.

Track Phase: **100%** Complete

SCHEDULE: (Calendar Year)	1: Planning	2: Hire A/E	3: Design	4: Hire Contractor	5: Construction	6: Closeout
Planned	Q2 2017	N/A	N/A	N/A	Q2 2017	Q3 2017
Actual/Forecast	5/12/2017	6/8/2017	9/2/2017	10/17/2017	10/30/2017	3/13/2018

SCOPE: Track Resurfacing **BUDGET:** \$300,000 **FLAG:** **COMMENTS:**

Weight Room Phase: **100%** Complete

SCHEDULE: (Calendar Year)	1: Planning	2: Hire A/E	3: Design	4: Hire Contractor	5: Construction	6: Closeout
Planned	Q4 2017	Q4 2017	Q4 2017	Q2 2018	Q2 2018	Q3 2018
Actual/Forecast	9/18/2017	12/4/2017	12/25/2017	3/31/2018	4/10/2018	7/25/2018

SCOPE: Weight Room Renovation **BUDGET:** \$121,000 **FLAG:** **COMMENTS:**

School Choice Enhancements* Phase: **100%** Complete

SCHEDULE:	PH:1 Planning/Design	PH:2 Implement	PH:3 Complete
Planned	Q4 2017	Q4 2018	Q1 2020
Actual	11/2017	12/2018	01/2020

SCOPE: School Choice Enhancement **BUDGET:** \$100,000 **FLAG:** **COMMENTS:**

*SCEP projects follows a three-phase design process that begins with planning/design, followed by implementation and finally completion when all items have been delivered and installed.



Mirror Lake Elementary School

1200 NW 72 AVENUE, PLANTATION 33313

Location Num	1841
Board District	5
Board Member	Dr. Rosalind Osgood
ADEFP Budget*	\$4,128,400
Total Facilities Budget	\$3,933,400

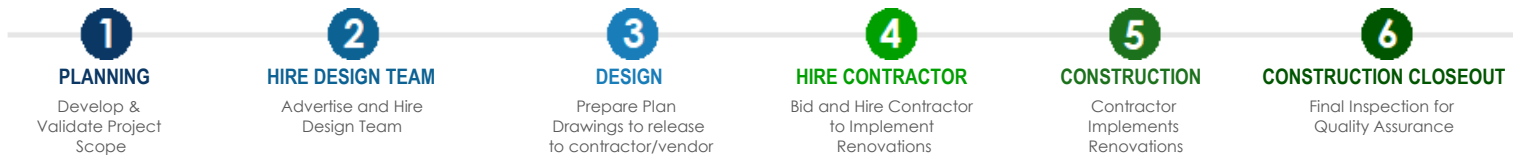
***NOTE** This quarter reflects the Adopted District Educational Facilities Plan total budget as approved by SBBC in September 2019. This budget includes Technology improvements and Musical Instruments Replacements which are not included in this section of the report.
 - All dates are based on calendar year. SMART funded projects are included. Only
 - Projects without expenditures to date may not show up in the "Financially Active Project Detail Schedule".

PRIMARY PROJECTS CURRENT STATUS: **Construction**

Primary Renovation: Construction in progress. Restroom renovations are in progress. Roofing renovations nearing completion. HVAC scope of work is pending final inspections.

School Choice Enhancements: COMPLETED 09/2018 - Voting completed 2/13/17. Laptops and printers delivered 3/2017. Portable PA system, partial P.E. Equipment and classroom furniture delivered 07/2017. Music (Instruments, lighting, and audio visual) delivered 08/2017. Athletic equipment delivered 09/2017. Additional laptops (25) delivered 09/2018.

SMART Facilities Update By Project



Primary Renovation

Phase: **75% Complete**

SCHEDULE: (Calendar Year)	1: Planning	2: Hire A/E	3: Design	4: Hire Contractor	5: Construction	6: Closeout
Planned	Q4 2016	Q4 2016	Q2 2017	Q4 2017	Q3 2018	Q2 2019
New Planned	Q4 2016	Q4 2016	Q2 2017	Q2 2019	Q3 2019	Q4 2020
Actual/Forecast	12/19/2016	12/19/2016	6/19/2017	2/12/2019	10/29/2019	11/3/2020

SCOPE:	BUDGET:
Additional Funding - Board Approved 07/23/19 (JJ-1)	\$2,113,400
Bldg Envelope Impr. (Roof, Window, Ext Wall, etc.)	\$963,000
Fire Sprinklers	\$225,000
HVAC Improvements	\$357,000
Media Center improvements	\$175,000

FLAG:

COMMENTS:
 Original contractual date of substantial completion is 11/3/2020. Project is currently on pace.

FLAG KEY: S=Schedule B= Budget

S-Project Delayed=Schedule: Project has missed the planned milestone date for progressing to the next phase in the process.

S-Delay Possible=Schedule: Reflects a possibility of the project missing the planned milestone date for progressing to next phase in the process.

B=Budget: reflects a need for board approved increase in funding based on bid and/or change order results.

Mirror Lake Elementary School

SMART Facilities Update by Project Cont.

School Choice Enhancements*

Phase: **100%** Complete

SCHEDULE:	PH:1 Planning/Design	PH:2 Implement	PH:3 Complete
Planned	Q4 2016	Q1 2017	Q4 2017
Actual	11/2016	02/2017	09/2018

SCOPE:	BUDGET:	FLAG:
School Choice Enhancement	\$100,000	COMMENTS:

*SCEP projects follows a three-phase design process that begins with planning/design, followed by implementation and finally completion when all items have been delivered and installed.



Monarch High School

5050 WILES ROAD, COCONUT CREEK 33073

Location Num	3541
Board District	7
Board Member	Nora Rupert
ADEFP Budget*	\$3,994,000
Total Facilities Budget	\$2,780,000

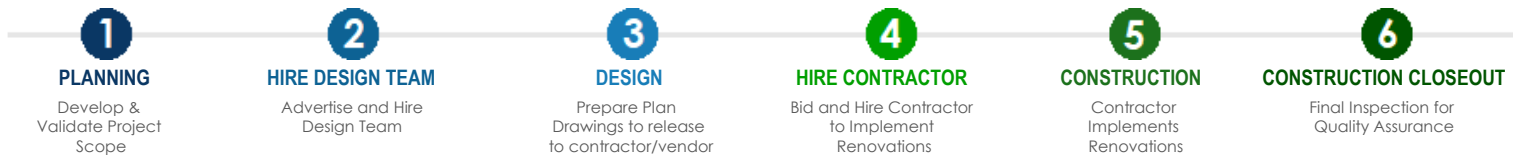
***NOTE** This quarter reflects the Adopted District Educational Facilities Plan total budget as approved by SBBC in September 2019. This budget includes Technology improvements and Musical Instruments Replacements which are not included in this section of the report.
 - All dates are based on calendar year. SMART funded projects are included. Only
 - Projects without expenditures to date may not show up in the "Financially Active Project Detail Schedule".

PRIMARY PROJECTS CURRENT STATUS: Design

Primary Renovation: Design Scope Validation is in progress.

School Choice Enhancements: Ballot received 12/3/2019. Ballot in compliance with District guidelines; voting authorized. Voting completed 1/28/2020. Embroidery Machine delivered 04/2020. (300) folding tables, (3) table trolley carts, (300) folding chairs and (4) chair carts delivered 03/2020. Aiphone for the Single Point of Entry, (5) Computer carts, (145) Student Laptops, (8) Picnic Tables, (2) Golf Carts delivered 05/2020

SMART Facilities Update By Project



Primary Renovation

Phase: **5% Complete**

SCHEDULE: (Calendar Year)	1: Planning	2: Hire A/E	3: Design	4: Hire Contractor	5: Construction	6: Closeout
Planned	Q2 2018	Q3 2018	Q1 2019	Q4 2019	Q2 2020	Q4 2020
New Planned	Q2 2018	Q3 2018	Q2 2019	Q4 2020	Q3 2021	Q4 2022
Actual/Forecast	9/28/2017	6/27/2018	6/18/2020	Q2 2021		

SCOPE:	BUDGET:	FLAG: S - Delay Possible
Bldg Envelope Impr. (Roof, Window, Ext Wall, etc.)	\$1,799,000	COMMENTS: Reason: Delays occurred due to additional review of the delivery method and Board approval to perform the project using CMAR services. Remedy: Authorization to Proceed has been executed and the design has begun.
HVAC Improvements	\$425,000	

Weight Room

Phase: **100% Complete**

SCHEDULE: (Calendar Year)	1: Planning	2: Hire A/E	3: Design	4: Hire Contractor	5: Construction	6: Closeout
Planned	Q4 2017	Q4 2017	Q4 2017	Q2 2018	Q2 2018	Q3 2018
Actual/Forecast	12/29/2017	1/5/2018	2/5/2018	4/17/2018	4/25/2018	8/3/2018

SCOPE:	BUDGET:	FLAG:
Weight Room Renovation	\$121,000	COMMENTS:

FLAG KEY: S=Schedule B= Budget
S-Project Delayed=Schedule: Project has missed the planned milestone date for progressing to the next phase in the process.
S-Delay Possible=Schedule: Reflects a possibility of the project missing the planned milestone date for progressing to next phase in the process.
B=Budget: reflects a need for board approved increase in funding based on bid and/or change order results.

Monarch High School

SMART Facilities Update by Project Cont.

Track Phase: **100%** Complete

SCHEDULE: (Calendar Year)	1: Planning	2: Hire A/E	3: Design	4: Hire Contractor	5: Construction	6: Closeout
Planned	Q3 2017	Q3 2017	Q3 2017	Q4 2017	Q4 2017	Q1 2018
Actual/Forecast	8/25/2017	9/1/2017	9/2/2017	10/17/2017	10/25/2017	3/14/2018

SCOPE: Track Resurfacing **BUDGET:** \$335,000 **FLAG:**

COMMENTS:

School Choice Enhancements* Phase: **90%** Complete

SCHEDULE:	PH:1 Planning/Design	PH:2 Implement	PH:3 Complete
Planned	Q4 2018	Q1 2020	TBD
Actual	11/2018	01/2020	TBD

SCOPE: School Choice Enhancement **BUDGET:** \$100,000 **FLAG:**

COMMENTS:
 Planned dates shown as TBD will be provided after all items have been ordered and funds allocated.

*SCEP projects follows a three-phase design process that begins with planning/design, followed by implementation and finally completion when all items have been delivered and installed.



Morrow Elementary School

408 SW 76 TERRACE, NORTH LAUDERDALE 33068

Location Num	2691
Board District	4
Board Member	Lori Alhadeff
ADEFP Budget*	\$2,228,583
Total Facilities Budget	\$2,017,583

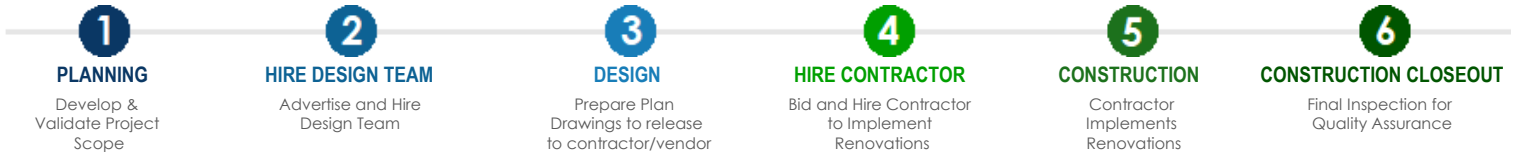
***NOTE** This quarter reflects the Adopted District Educational Facilities Plan total budget as approved by SBBC in September 2019. This budget includes Technology improvements and Musical Instruments Replacements which are not included in this section of the report.
 - All dates are based on calendar year. SMART funded projects are included. Only
 - Projects without expenditures to date may not show up in the "Financially Active Project Detail Schedule".

PRIMARY PROJECTS CURRENT STATUS: **Construction**

Primary Renovation: Construction in progress. Media Center renovation, fire alarm conduits, electrical panel replacements, and ADA restroom improvements are in progress. The Fire Protection and rest of the electrical scope is pending amendment to descope for schedule reasons. The work would then be completed by FM Work Order. The descope is pending approval by the Building Department.

School Choice Enhancements: Voting completed 12/2/16. Projector delivered 03/2017. Cafeteria sound system completed 06/2017. Laptops, broadcast room, Apple bundle and cafeteria tables delivered 08/2017. Coordinating quotes for interior paint, murals in the dining area, and additional playground equipment.

SMART Facilities Update By Project



Primary Renovation

Phase: **90% Complete**

SCHEDULE: (Calendar Year)	1: Planning	2: Hire A/E	3: Design	4: Hire Contractor	5: Construction	6: Closeout
Planned	Q2 2017	Q2 2017	Q3 2017	Q2 2018	Q3 2018	Q3 2019
New Planned	Q2 2017	Q2 2017	Q3 2017	Q2 2018	Q1 2019	Q1 2020
Actual/Forecast	12/16/2016	6/16/2017	8/17/2017	8/17/2018	1/16/2019	7/30/2020

SCOPE:	BUDGET:
ADA Stage Lift	\$81,975
Electrical Improvements	\$322,000
Fire Sprinkler Protection and Fire Alarm	\$1,564,648
Funding to Program Reserve - Board Approved 12/04/18 (JJ-1)	(\$469,040)
HVAC Improvements	\$211,000
Media Center improvements	\$207,000

FLAG: S - Project Delayed

COMMENTS:
 Original contractual date of substantial completion is 1/16/2020. Project is currently delayed by six months pending descoping of remaining work which will be completed by FM Work Order. The descope is being evaluated prior to executing.

FLAG KEY: S=Schedule B= Budget

S-Project Delayed=Schedule: Project has missed the planned milestone date for progressing to the next phase in the process.

S-Delay Possible=Schedule: Reflects a possibility of the project missing the planned milestone date for progressing to next phase in the process.

B=Budget: reflects a need for board approved increase in funding based on bid and/or change order results.

Morrow Elementary School

SMART Facilities Update by Project Cont.

School Choice Enhancements*

Phase: **78% Complete**

SCHEDULE:	PH:1 Planning/Design	PH:2 Implement	PH:3 Complete
Planned	Q1 2015	Q4 2016	TBD
Actual	11/2015	12/2016	TBD

SCOPE:

School Choice Enhancement

BUDGET:

\$100,000

FLAG:

COMMENTS:

Coordinating quotes for interior paint and murals in the dining area, and additional playground equipment. Planned dates shown as TBD will be provided after all items have been ordered and funds allocated.

*SCEP projects follows a three-phase design process that begins with planning/design, followed by implementation and finally completion when all items have been delivered and installed.



New Renaissance Middle School

10701 MIRAMAR BOULEVARD, MIRAMAR 33027

Location Num	3911
Board District	2
Board Member	Patricia Good
ADEFP Budget*	\$4,046,000
Total Facilities Budget	\$3,654,000

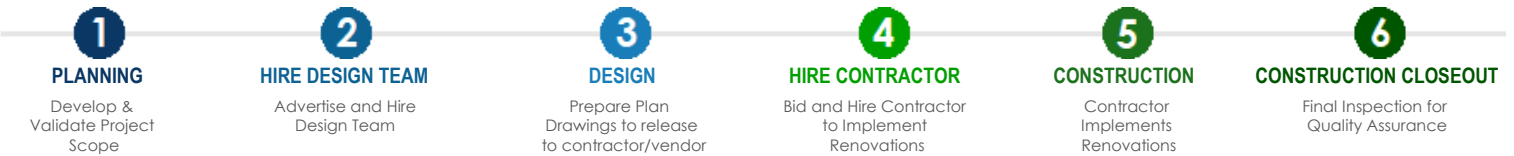
***NOTE** This quarter reflects the Adopted District Educational Facilities Plan total budget as approved by SBBC in September 2019. This budget includes Technology improvements and Musical Instruments Replacements which are not included in this section of the report.
 - All dates are based on calendar year. SMART funded projects are included. Only
 - Projects without expenditures to date may not show up in the "Financially Active Project Detail Schedule".

PRIMARY PROJECTS CURRENT STATUS: Design

Primary Renovation: Design Scope Validation is in progress.

School Choice Enhancements: Voting authorized 3/14/2019. Voting results received on 4/29/2019. Aiphone at the main entrance and strike at the secondary door on order, replacing locks in certain areas completed 10/2019. Wall wraps delivered 12/2019.

SMART Facilities Update By Project



Primary Renovation

Phase: **5% Complete**

SCHEDULE: (Calendar Year)	1: Planning	2: Hire A/E	3: Design	4: Hire Contractor	5: Construction	6: Closeout
Planned	Q2 2018	Q3 2018	Q1 2019	Q4 2019	Q2 2020	Q4 2020
New Planned	Q2 2018	Q3 2018	Q2 2019	Q4 2020	Q3 2021	Q1 2023
Actual/Forecast	9/28/2017	6/27/2018	6/7/2020	Q2 2021		

SCOPE:	BUDGET:	FLAG: S - Delay Possible
Bldg Envelope Impr. (Roof, Window, Ext Wall, etc.)	\$3,276,000	COMMENTS: Reason: Delays occurred due to additional review of the delivery method and Board approval to perform the project using CMAR services. Remedy: Authorization to Proceed has been executed and the design has begun.
HVAC Improvements	\$278,000	

School Choice Enhancements*

Phase: **20% Complete**

SCHEDULE:	PH:1 Planning/Design	PH:2 Implement	PH:3 Complete
Planned	Q4 2018	Q2 2019	TBD
Actual	11/2018	05/2019	

SCOPE:	BUDGET:	FLAG:
School Choice Enhancement	\$100,000	COMMENTS: Planned dates shown as TBD will be provided after all items have been ordered and funds allocated.

*SCEP projects follows a three-phase design process that begins with planning/design, followed by implementation and finally completion when all items have been delivered and installed.



New River Middle School

3100 RIVERLAND ROAD, FORT LAUDERDALE 33312

Location Num	0881
Board District	3
Board Member	Heather P. Brinkworth
ADEFP Budget*	\$4,836,600
Total Facilities Budget	\$4,424,600

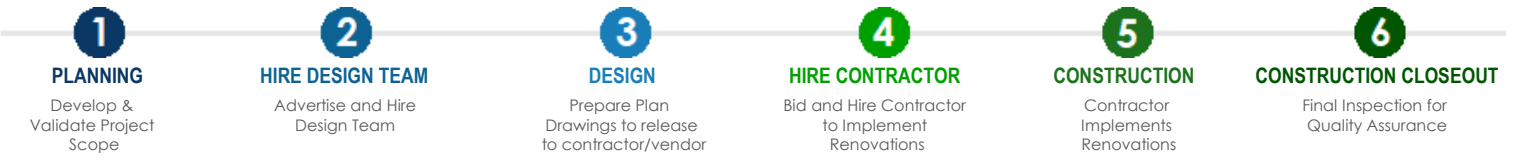
***NOTE** This quarter reflects the Adopted District Educational Facilities Plan total budget as approved by SBBC in September 2019. This budget includes Technology improvements and Musical Instruments Replacements which are not included in this section of the report.
 - All dates are based on calendar year. SMART funded projects are included. Only
 - Projects without expenditures to date may not show up in the "Financially Active Project Detail Schedule".

PRIMARY PROJECTS CURRENT STATUS: **Construction**

Primary Renovation: Construction in progress. Shop drawings and submittals are being prepared.

School Choice Enhancements: COMPLETED 01/2019 - Voting occurred prior to June 2015 under OFC. Projectors for the auditorium delivered and installed 06/2016. Digital video board delivered 02/2017, complete 08/2017. Camcorder delivered 10/2017. Digital marquee installed and operational 11/2017. Outdoor classroom has been canceled. (100) Laptops and (3) Earthwalk carts have been ordered instead. Digital Marquee installed and functional 01/2018. (51) Laptops, (51) Cart Wiring, (2) EarthWalk Carts, and (6) Desktops delivered 10/2018. (2) External Hard drive delivered 01/2019.

SMART Facilities Update By Project



Primary Renovation

Phase: **1% Complete**

SCHEDULE: (Calendar Year)	1: Planning	2: Hire A/E	3: Design	4: Hire Contractor	5: Construction	6: Closeout
Planned	Q1 2016	Q2 2016	Q1 2017	Q4 2017	Q1 2018	Q1 2019
New Planned	Q1 2016	Q2 2016	Q1 2017	Q2 2019	Q3 2019	Q3 2020
Actual/Forecast	1/14/2016	5/3/2016	1/18/2017	7/19/2019	5/20/2020	5/26/2021

SCOPE:	BUDGET:
Additional Funding - Board Approved 2/19/20 (JJ-1)	\$2,082,600
Bldg Envelope Impr. (Roof, Window, Ext Wall, etc.)	\$1,105,000
HVAC Improvements	\$1,137,000

FLAG: **S - Delay Possible**

COMMENTS:
 Original contractual date of substantial completion is 5/26/2021. Project is currently on pace. Reason: Delays have occurred in the permitting process in the design phase. The design firm took over six months to revise and resubmit the construction documents for permit review after the second submission due to a re-design on the roofing scope. Remedy: The owner will be enforcing terms of the contract for delays and multiple resubmissions. The Letter of Recommendation to Permit has been received. The construction schedule will be closely watched to avoid further delays.

FLAG KEY: **S**=Schedule **B**= Budget

S-Project Delayed=Schedule: Project has missed the planned milestone date for progressing to the next phase in the process.

S-Delay Possible=Schedule: Reflects a possibility of the project missing the planned milestone date for progressing to next phase in the process.

B=Budget: reflects a need for board approved increase in funding based on bid and/or change order results.

New River Middle School

SMART Facilities Update by Project Cont.

School Choice Enhancements*

Phase: **100%** Complete

SCHEDULE:	PH:1 Planning/Design	PH:2 Implement	PH:3 Complete
Planned	Q1 2015	Q4 2015	Q2 2018
Actual	11/2015	11/2015	01/2019

SCOPE: School Choice Enhancement	BUDGET: \$100,000	FLAG: COMMENTS:
--	-----------------------------	----------------------------------

*SCEP projects follows a three-phase design process that begins with planning/design, followed by implementation and finally completion when all items have been delivered and installed.



Nob Hill Elementary School

2100 NW 104 AVENUE, SUNRISE 33322

Location Num	2671
Board District	6
Board Member	Laurie Rich Levinson
ADEFP Budget*	\$2,404,612
Total Facilities Budget	\$1,959,000

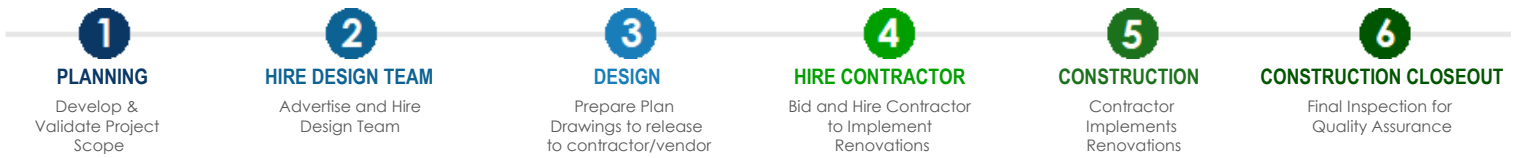
***NOTE** This quarter reflects the Adopted District Educational Facilities Plan total budget as approved by SBBC in September 2019. This budget includes Technology improvements and Musical Instruments Replacements which are not included in this section of the report.
 - All dates are based on calendar year. SMART funded projects are included. Only
 - Projects without expenditures to date may not show up in the "Financially Active Project Detail Schedule".

PRIMARY PROJECTS CURRENT STATUS: Hire Contractor

Primary Renovation: Contractor procurement in progress. Project delivery method is changing to bid from continuing contract construction management. Roofing reality check has been completed. Design revisions required prior to advertisement.

School Choice Enhancements: Principal's letter initiated 11/30/2018 for Year 5 group. Kick-off meeting held during the Project Charter Meeting on 1/15/2019. Ballot developed 05/2019; does not comply with District guidelines, needs revision.

SMART Facilities Update By Project



Primary Renovation

Phase: **10% Complete**

SCHEDULE: (Calendar Year)	1: Planning	2: Hire A/E	3: Design	4: Hire Contractor	5: Construction	6: Closeout
Planned	Q1 2018	Q2 2018	Q1 2019	Q3 2019	Q2 2020	Q3 2020
New Planned	Q1 2018	Q2 2018	Q1 2019	Q4 2019	Q1 2020	Q1 2021
Actual/Forecast	9/1/2017	11/13/2017	4/18/2018	10/2/2019	Q1 2021	

SCOPE:	BUDGET:
Bldg Envelope Impr. (Roof, Window, Ext Wall, etc.)	\$559,000
Electrical Improvements	\$434,000
Fire Alarm	\$294,000
Fire Sprinklers	\$10,000
HVAC Improvements	\$364,000
Media Center improvements	\$198,000

FLAG: S - Project Delayed

COMMENTS:

Delays are occurring during bid and award related to the cost estimate of construction. The project is at the threshold cost limit to prevent the use of the continuing contract construction management firm currently on the project. The cost estimate has been reviewed and determined the project would require bidding. Revisions to the design are required as a result of the roof reality check.

FLAG KEY: S=Schedule B= Budget

S-Project Delayed=Schedule: Project has missed the planned milestone date for progressing to the next phase in the process.

S-Delay Possible=Schedule: Reflects a possibility of the project missing the planned milestone date for progressing to next phase in the process.

B=Budget: reflects a need for board approved increase in funding based on bid and/or change order results.

Nob Hill Elementary School

SMART Facilities Update by Project Cont.

School Choice Enhancements*

Phase: **50%** Complete

SCHEDULE:	PH:1 Planning/Design	PH:2 Implement	PH:3 Complete
Planned	Q4 2018	TBD	TBD
Actual	11/2018		

SCOPE:	BUDGET:	FLAG:
School Choice Enhancement	\$100,000	COMMENTS: Planned date for Implementation phase shown as TBD will be provided after voting process has been completed by the school community.

*SCEP projects follows a three-phase design process that begins with planning/design, followed by implementation and finally completion when all items have been delivered and installed.



Norcrest Elementary School

3951 NE 16 AVENUE, POMPANO BEACH 33064

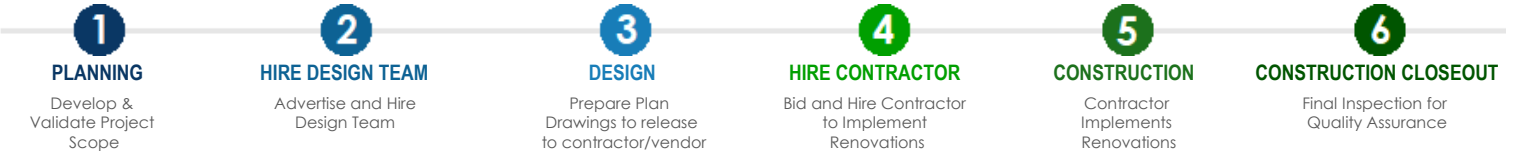
Location Num	0561
Board District	7
Board Member	Nora Rupert
ADEFP Budget*	\$3,767,500
Total Facilities Budget	\$3,282,500

***NOTE** This quarter reflects the Adopted District Educational Facilities Plan total budget as approved by SBBC in September 2019. This budget includes Technology improvements and Musical Instruments Replacements which are not included in this section of the report.
 - All dates are based on calendar year. SMART funded projects are included. Only
 - Projects without expenditures to date may not show up in the "Financially Active Project Detail Schedule".

PRIMARY PROJECTS CURRENT STATUS: **Construction**

Primary Renovation: Construction is in progress. Submittals have been approved. HVAC work has commenced on Buildings 6 and 9.
 School Choice Enhancements: COMPLETED 05/2017 - Document Cameras and 275 student laptops delivered 9/2016. PIP rubber surfacing replacement completed 12/2016. Two-way radios delivered 05/2017.

SMART Facilities Update By Project



Primary Renovation

Phase: **6% Complete**

SCHEDULE: (Calendar Year)	1: Planning	2: Hire A/E	3: Design	4: Hire Contractor	5: Construction	6: Closeout
Planned	Q2 2017	Q2 2017	Q1 2018	Q3 2018	Q1 2019	Q1 2020
New Planned	Q2 2017	Q2 2017	Q1 2018	Q2 2019	Q4 2019	Q4 2020
Actual/Forecast	4/6/2017	4/19/2017	11/17/2017	6/20/2019	4/24/2020	3/9/2021

SCOPE:	BUDGET:
Additional Funding - Board Approved 01/14/20 (JJ-1)	\$1,072,500
Bldg Envelope Impr. (Roof, Window, Ext Wall, etc.)	\$496,000
HVAC Improvements	\$1,320,000
Media Center improvements	\$294,000

FLAG: S - Delay Possible

COMMENTS:
 Original contractual date of substantial completion is 3/9/2021. Project is currently on pace. Delays previously experienced in the design phase and bid and award phases will not be recovered.

School Choice Enhancements*

Phase: **100% Complete**

SCHEDULE:	PH:1 Planning/Design	PH:2 Implement	PH:3 Complete
Planned	Q1 2015	Q4 2015	Q2 2017
Actual	11/2015	11/2015	05/2017

SCOPE:	BUDGET:
School Choice Enhancement	\$100,000

FLAG:

COMMENTS:

*SCEP projects follows a three-phase design process that begins with planning/design, followed by implementation and finally completion when all items have been delivered and installed.



North Andrews Gardens Elementary School

345 NE 56 STREET, OAKLAND PARK 33334

Location Num	0521
Board District	3
Board Member	Heather P. Brinkworth
ADEFP Budget*	\$2,747,000
Total Facilities Budget	\$2,378,000

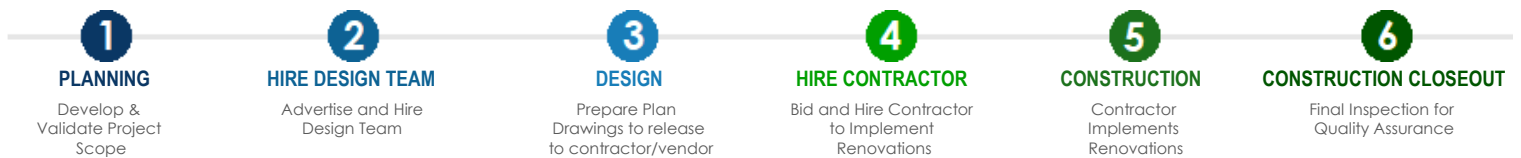
***NOTE** This quarter reflects the Adopted District Educational Facilities Plan total budget as approved by SBBC in September 2019. This budget includes Technology improvements and Musical Instruments Replacements which are not included in this section of the report.
 - All dates are based on calendar year. SMART funded projects are included. Only
 - Projects without expenditures to date may not show up in the "Financially Active Project Detail Schedule".

PRIMARY PROJECTS CURRENT STATUS: Design

Primary Renovation: 100% Construction Documents in the permitting process. Due to the limited capacity and accessibility caused by the current health crisis projects with the highest urgency have been prioritized, causing some submissions to be temporarily delayed in the permit review process.

School Choice Enhancements: Voting authorized 04/27/2019. Voting completed 5/23/2019 - Install Aiphone in F101A and Submaster in F102C installed 10/2019. (1) golf cart delivered 08/2019. (5) Elmo Document Cameras delivered 09/2019. (1) ID machine delivered 10/2019. Golf Cart, (175) 100e laptops, (6) ThinkPads, (2) Think Stations, and (7) Earthwalk carts delivered 01/2020.

SMART Facilities Update By Project



Primary Renovation

Phase: **94% Complete**

SCHEDULE: (Calendar Year)	1: Planning	2: Hire A/E	3: Design	4: Hire Contractor	5: Construction	6: Closeout
Planned	Q2 2017	Q2 2018	Q4 2018	Q3 2019	Q1 2020	Q2 2020
New Planned	Q2 2017	Q2 2018	Q4 2018	Q2 2020	Q4 2020	Q3 2021
Actual/Forecast	6/1/2017	8/30/2017	3/22/2018	Q3 2020		

SCOPE:	BUDGET:
Bldg Envelope Impr. (Roof, Window, Ext Wall, etc.)	\$1,263,000
Fire Sprinklers	\$18,000
HVAC Improvements	\$997,000

FLAG: S - Project Delayed

COMMENTS:

The design firm is currently pending submission to the Building Department for permit review. Delays are anticipated due to the average duration of time to receive a Letter of Recommendation to Permit.

FLAG KEY: S=Schedule B= Budget

S-Project Delayed=Schedule: Project has missed the planned milestone date for progressing to the next phase in the process.

S-Delay Possible=Schedule: Reflects a possibility of the project missing the planned milestone date for progressing to next phase in the process.

B=Budget: reflects a need for board approved increase in funding based on bid and/or change order results.

North Andrews Gardens Elementary School

SMART Facilities Update by Project Cont.

School Choice Enhancements*

Phase: **82% Complete**

SCHEDULE:	PH:1 Planning/Design	PH:2 Implement	PH:3 Complete
Planned	Q4 2018	Q2 2019	TBD
Actual	11/2018	05/2019	TBD

SCOPE:

School Choice Enhancement

BUDGET:

\$100,000

FLAG:

COMMENTS:

Planned dates shown as TBD will be provided after all items have been ordered and funds allocated.

*SCEP projects follows a three-phase design process that begins with planning/design, followed by implementation and finally completion when all items have been delivered and installed.



North Fork Elementary School

101 NW 15 AVENUE, FORT LAUDERDALE 33311

Location Num	1191
Board District	5
Board Member	Dr. Rosalind Osgood
ADEFP Budget*	\$2,388,000
Total Facilities Budget	\$2,033,000

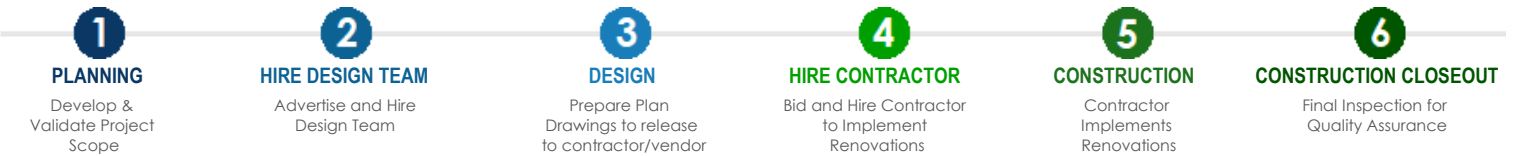
***NOTE** This quarter reflects the Adopted District Educational Facilities Plan total budget as approved by SBBC in September 2019. This budget includes Technology improvements and Musical Instruments Replacements which are not included in this section of the report.
 - All dates are based on calendar year. SMART funded projects are included. Only
 - Projects without expenditures to date may not show up in the "Financially Active Project Detail Schedule".

PRIMARY PROJECTS CURRENT STATUS: Hire Contractor

Primary Renovation: Contractor procurement in progress. Bidding process on hold pending decisions on scope.

School Choice Enhancements: Voting completed 4/18/18 - Security Aiphone and strike installation for the Single Point of Entry completed 07/2018. Marquee is in the permitting process. (2) Printers delivered 09/2018. Murals and office furniture delivered 10/2018. Front desk lettering, (30) Lenovo computers, TV monitors for security cameras on order. (36) chairs, and (33) rugs for reading areas delivered 02/2019. Teachers desktops and student laptops delivered 04/2019. Marquee permitted 10/25/2019; pre-construction meeting scheduled. Security Monitor for school camera delivered 04/2019; installed 08/2019. Marquee permitted 10/2019; Pre-construction meeting scheduled for 12/2019; underground electrical completed 11/2019. Sign installed and functional 05/2020.

SMART Facilities Update By Project



Primary Renovation

Phase: **5% Complete**

SCHEDULE: (Calendar Year)	1: Planning	2: Hire A/E	3: Design	4: Hire Contractor	5: Construction	6: Closeout
Planned	Q1 2017	Q2 2017	Q2 2017	Q4 2017	Q3 2018	Q3 2019
New Planned	Q1 2017	Q2 2017	Q2 2017	Q1 2019	Q2 2019	Q1 2020
Actual/Forecast	3/15/2017	4/3/2017	4/27/2017	3/25/2019	Q2 2021	

SCOPE:	BUDGET:
Bldg Envelope Impr. (Roof, Window, Ext Wall, etc.)	\$942,000
Fire Sprinklers	\$324,000
HVAC Improvements	\$647,000

FLAG: S - Project Delayed

COMMENTS:
 Reason: The project was delayed during the bid and award phase in order to conduct a roofing reality check before bidding. The roof reality check required revisions to the roofing scope. Remedy: The project is being re-bid with the scope changes. Project phase percent complete was changed to 5% to reflect the re-bid.

FLAG KEY: S=Schedule B= Budget

S-Project Delayed=Schedule: Project has missed the planned milestone date for progressing to the next phase in the process.

S-Delay Possible=Schedule: Reflects a possibility of the project missing the planned milestone date for progressing to next phase in the process.

B=Budget: reflects a need for board approved increase in funding based on bid and/or change order results.

North Fork Elementary School

SMART Facilities Update by Project Cont.

HVAC Improvements

Phase: **100% Complete**

SCHEDULE: (Calendar Year)	1: Planning	2: Hire A/E	3: Design	4: Hire Contractor	5: Construction	6: Closeout
Planned	N/A	N/A	N/A	N/A	N/A	N/A
Actual/Forecast	N/A	N/A	N/A	10/27/2016	N/A	5/10/2017

SCOPE: HVAC Improvements - RTU Replacement	BUDGET: \$20,000	FLAG: COMMENTS:
--	----------------------------	----------------------------------

School Choice Enhancements*

Phase: **88% Complete**

SCHEDULE:	PH:1 Planning/Design	PH:2 Implement	PH:3 Complete
Planned	Q1 2015	Q2 2018	Q2 2019
Actual	11/2015	04/2018	

SCOPE: School Choice Enhancement	BUDGET: \$100,000	FLAG: S - Project Delayed COMMENTS: Marquee initially caused delays but it is now complete.
--	-----------------------------	---

*SCEP projects follows a three-phase design process that begins with planning/design, followed by implementation and finally completion when all items have been delivered and installed.



North Lauderdale Pre K - 8 (f.k.a. North Lauderdale Elementary)

7500 KIMBERLY BOULEVARD, NORTH LAUDERDALE 33068

Location Num	2231
Board District	4
Board Member	Lori Alhadeff
ADEFP Budget*	\$2,933,350
Total Facilities Budget	\$2,629,350

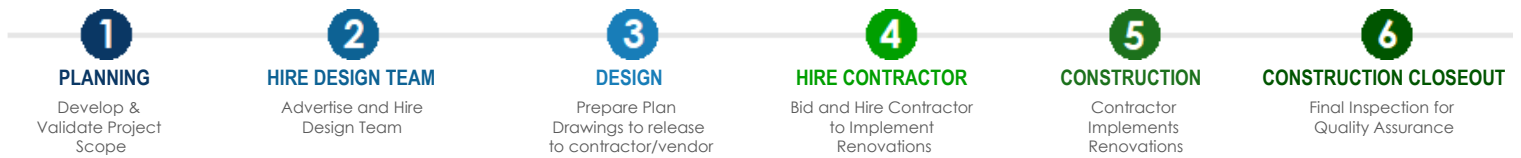
***NOTE** This quarter reflects the Adopted District Educational Facilities Plan total budget as approved by SBBC in September 2019. This budget includes Technology improvements and Musical Instruments Replacements which are not included in this section of the report.
 - All dates are based on calendar year. SMART funded projects are included. Only
 - Projects without expenditures to date may not show up in the "Financially Active Project Detail Schedule".

PRIMARY PROJECTS CURRENT STATUS: Hire Contractor

Primary Renovation: Contractor procurement in progress. Board approval of additional funding and award of contractor has taken place in January 2020. CSMP Contract has expired. Proposals have been requested from new CSMP contractors.

School Choice Enhancements: Voting results received 12/9/16. Student laptops delivered 3/2017. Partial work for murals completed 05/2017, remaining work is pending the SMART/GOB renovation completion in the Media Center. TV screens for the front office delivered 08/2018. Marquee Permitted 02/7/18 - marquee completed 10/2018- Art work is being finalized. Aiphone and EDS completed 10/2018.

SMART Facilities Update By Project



Primary Renovation

Phase: **25% Complete**

SCHEDULE: (Calendar Year)	1: Planning	2: Hire A/E	3: Design	4: Hire Contractor	5: Construction	6: Closeout
Planned	Q4 2016	Q4 2016	Q1 2017	Q4 2017	Q2 2018	Q2 2019
New Planned	Q4 2016	Q4 2016	Q1 2017	Q1 2019	Q3 2019	Q3 2020
Actual/Forecast	12/14/2016	12/14/2016	3/16/2017	3/27/2019	Q3 2020	

SCOPE:	BUDGET:
Additional Funding - Board Approved 01/14/20 (JJ-4)	\$1,093,350
Bldg Envelope Impr. (Roof, Window, Ext Wall, etc.)	\$78,000
Fire Alarm	\$294,000
Fire Sprinklers	\$795,000
HVAC Improvements	\$120,000
Media Center improvements	\$149,000

FLAG: S - Project Delayed

COMMENTS:
 Reason: Delays occurred during the bid and award phase related to completing a roofing reality check before bidding. The purpose of the reality check is to identify opportunities for cost and scope efficiencies. Remedy: The roofing reality check has been completed with the CSMP proposal received. Update: The CSMP contracts have expired. Pending negotiations with new CSMP contractor Project phase percent complete has returned to 25% due to the expiration of the CSMP contracts.

FLAG KEY: S=Schedule B= Budget

S-Project Delayed=Schedule: Project has missed the planned milestone date for progressing to the next phase in the process.

S-Delay Possible=Schedule: Reflects a possibility of the project missing the planned milestone date for progressing to next phase in the process.

B=Budget: reflects a need for board approved increase in funding based on bid and/or change order results.

North Lauderdale Pre K - 8

(f.k.a. North Lauderdale Elementary)

SMART Facilities Update by Project Cont.

School Choice Enhancements*

Phase: **67% Complete**

SCHEDULE:	PH:1 Planning/Design	PH:2 Implement	PH:3 Complete
Planned	Q1 2015	Q4 2016	Q2 2018
Actual	11/2015	12/2016	Q2 2018

SCOPE:	BUDGET:	FLAG: S - Project Delayed
School Choice Enhancement	\$100,000	COMMENTS: Art work is being finalized.

*SCEP projects follows a three-phase design process that begins with planning/design, followed by implementation and finally completion when all items have been delivered and installed.



North Side Elementary School

120 NE 11 STREET, FORT LAUDERDALE 33304

Location Num	0041
Board District	3
Board Member	Heather P. Brinkworth
ADEFP Budget*	\$3,725,430
Total Facilities Budget	\$3,565,430

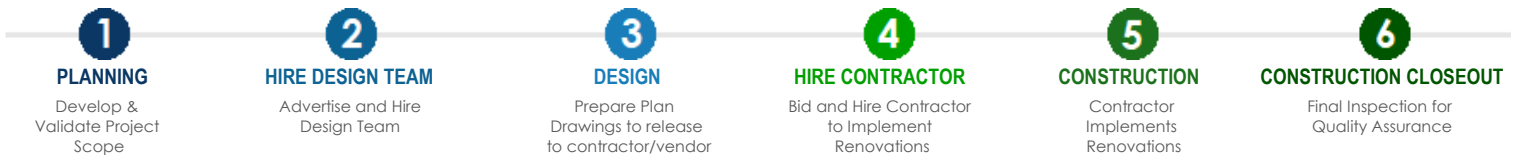
***NOTE** This quarter reflects the Adopted District Educational Facilities Plan total budget as approved by SBBC in September 2019. This budget includes Technology improvements and Musical Instruments Replacements which are not included in this section of the report.
 - All dates are based on calendar year. SMART funded projects are included. Only
 - Projects without expenditures to date may not show up in the "Financially Active Project Detail Schedule".

PRIMARY PROJECTS CURRENT STATUS: **Construction**

Primary Renovation: Construction in progress. HVAC renovations are in progress with one new chiller operational. Roofing submittals are being revised and resubmitted.

School Choice Enhancements: COMPLETED 12/22/17 - Voting completed 6/5/17. Printers delivered 6/2017. (100) student laptops, Recordex (3), window blinds, main office furniture, two-way radios and partial office furniture delivered 08/2017. Additional window blinds and murals delivered 10/2017. Murals completed 12/2017.

SMART Facilities Update By Project



Primary Renovation

Phase: **60% Complete**

SCHEDULE: (Calendar Year)	1: Planning	2: Hire A/E	3: Design	4: Hire Contractor	5: Construction	6: Closeout
Planned	Q4 2016	Q4 2016	Q2 2017	Q4 2017	Q3 2018	Q2 2019
New Planned	Q4 2016	Q4 2016	Q2 2017	Q1 2019	Q2 2019	Q2 2020
Actual/Forecast	11/28/2016	11/28/2016	6/2/2017	12/19/2018	5/9/2019	9/14/2020

SCOPE:	BUDGET:
Additional Funding - Board Approved 4/9/19 (JJ-4)	\$1,769,430
Bldg Envelope Impr. (Roof, Window, Ext Wall, etc.)	\$948,000
HVAC Improvements	\$748,000

FLAG: S - Project Delayed

COMMENTS:
 Original contractual date of substantial completion is 5/14/2020. Project is currently delayed three months due to the contractor not obtaining a roofing sub-permit in a timely manner. Delays will continue until the roofing sub-permit is approved.

FLAG KEY: S=Schedule B= Budget

S-Project Delayed=Schedule: Project has missed the planned milestone date for progressing to the next phase in the process.

S-Delay Possible=Schedule: Reflects a possibility of the project missing the planned milestone date for progressing to next phase in the process.

B=Budget: reflects a need for board approved increase in funding based on bid and/or change order results.

North Side Elementary School

SMART Facilities Update by Project Cont.

School Choice Enhancements*

Phase: **100%** Complete

SCHEDULE:	PH:1 Planning/Design	PH:2 Implement	PH:3 Complete
Planned	Q4 2016	Q2 2017	Q3 2017
Actual	12/2016	06/2017	12/2017

SCOPE:	BUDGET:	FLAG:
School Choice Enhancement	\$100,000	COMMENTS:

*SCEP projects follows a three-phase design process that begins with planning/design, followed by implementation and finally completion when all items have been delivered and installed.



Northeast High School

700 NE 56 STREET, OAKLAND PARK 33334

Location Num	1241
Board District	3
Board Member	Heather P. Brinkworth
ADEFP Budget*	\$43,818,402
Total Facilities Budget	\$42,654,402

***NOTE** This quarter reflects the Adopted District Educational Facilities Plan total budget as approved by SBBC in September 2019. This budget includes Technology improvements and Musical Instruments Replacements which are not included in this section of the report.
 - All dates are based on calendar year. SMART funded projects are included. Only
 - Projects without expenditures to date may not show up in the "Financially Active Project Detail Schedule".

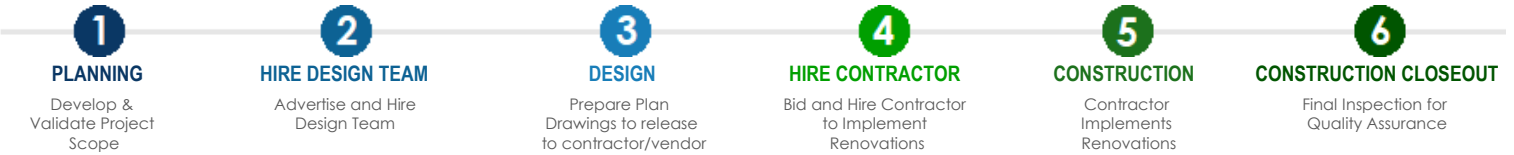
PRIMARY PROJECTS CURRENT STATUS: Hire Contractor

Primary Renovation: The de-scoped 100% Construction Document changes have been approved by the Building Department. The CM firm has been terminated with an ATP for the new firm having been executed. The Construction Documents have been sent to the new CM firm to review and produce documentation for an NTP to be issued. A roofing reality check is in progress. Update: Board approval to award has taken place. Notice to Proceed is being executed.

Primary Renovation - Phase 2 - New Addition: 100% Construction Documents in permit review. Building Department currently reviewing the first submission.

School Choice Enhancements: Voting completed 5/3/16. Outdoor trash receptacles, science equipment and golf carts delivered 10/2016. Scoring tables, volley ball and football scoreboard delivered 02/2017. Marquee installed 03/2017 and Certificate of Completion received 06/2017. Two (2) Gym scoreboards permitted and installed 08/2017. Football Scoreboard installed 04/2018. Two (2) electric strikes, and standalone door alarms delivered and installed 08/2018. Window wraps delivered 11/2018.

SMART Facilities Update By Project



Primary Renovation

Phase: **99% Complete**

SCHEDULE: (Calendar Year)	1: Planning	2: Hire A/E	3: Design	4: Hire Contractor	5: Construction	6: Closeout
Planned	Q3 2015	Q2 2016	Q4 2016	Q2 2017	Q1 2018	Q1 2019
New Planned	Q3 2015	Q2 2016	Q4 2016	Q3 2019	Q3 2019	Q3 2021
Actual/Forecast	9/28/2015	5/3/2016	10/19/2016	8/20/2019	Q3 2020	

SCOPE:	BUDGET:
ADA renovations related to educational adequacy	\$284,000
Additional Funding - Board Approved 04/21/20 (JJ-5)	\$10,706,440
Electrical Improvements	\$368,000
Fire Alarm	\$1,007,000
Fire Sprinklers	\$1,421,000
HVAC Improvements	\$4,588,000
Re-Roofing.	\$3,408,000
Safety / Security Upgrade	\$83,000
STEM Lab improvements	\$2,727,000

FLAG: SB - Project Delayed

COMMENTS:

Reason: Delays have occurred during the design phase due to changes in the scope that have been approved by the Board. Remedy: The changes to the design have been made and approved by the Building Department. Revisions to the design documents is creating a minor delay to avoid bidding issues. Budget: Additional funding of \$10,706,440 was approved by the Board on 4/21/2020 in conjunction with the approval to award the construction agreement.

FLAG KEY: S=Schedule B= Budget

S-Project Delayed=Schedule: Project has missed the planned milestone date for progressing to the next phase in the process.

S-Delay Possible=Schedule: Reflects a possibility of the project missing the planned milestone date for progressing to next phase in the process.

B=Budget: reflects a need for board approved increase in funding based on bid and/or change order results.

Northeast High School

SMART Facilities Update by Project Cont.

Primary Renovation - Phase 2 - New Addition

Phase: **95% Complete**

SCHEDULE: (Calendar Year)	1: Planning	2: Hire A/E	3: Design	4: Hire Contractor	5: Construction	6: Closeout
Planned	Q3 2018	Q3 2018	Q4 2018	Q4 2019	Q4 2019	Q3 2021
New Planned	Q3 2018	Q3 2018	Q4 2018	Q4 2019	Q4 2019	Q3 2021
Actual/Forecast	7/31/2018	8/13/2018	1/24/2019	Q3 2020		

SCOPE: New Addition and Renovation to Bldg. 12	BUDGET: \$17,840,962	FLAG: S - Project Delayed
COMMENTS: Delays are occurring due to the estimated construction cost of the current design. Decisions are needed on design alternatives to bring the project back into budget.		

Weight Room

Phase: **100% Complete**

SCHEDULE: (Calendar Year)	1: Planning	2: Hire A/E	3: Design	4: Hire Contractor	5: Construction	6: Closeout
Planned	Q2 2017	Q2 2017	Q3 2017	Q2 2018	Q2 2018	Q3 2018
Actual/Forecast	4/13/2017	4/20/2017	7/13/2017	Q3 2020		

SCOPE: Weight Room Renovation	BUDGET: \$121,000	FLAG: S - Project Delayed
COMMENTS: Weight Room to be relocated to a building being renovated in the Primary Renovation. Pending progress on the Primary Renovation prior to execution of the relocation.		

School Choice Enhancements*

Phase: **94% Complete**

SCHEDULE:	PH:1 Planning/Design	PH:2 Implement	PH:3 Complete
Planned	Q1 2015	Q2 2016	TBD
Actual	11/2015	05/2016	TBD

SCOPE: School Choice Enhancement	BUDGET: \$100,000	FLAG:
COMMENTS: All items selected by the school community have been delivered and installed. The Principal requested to hold on to the remaining balance until his GOB projects are complete. Planned dates shown as TBD will be provided after all items have been ordered and funds allocated.		

*SCEP projects follows a three-phase design process that begins with planning/design, followed by implementation and finally completion when all items have been delivered and installed.



Nova Blanche Forman Elementary School

3521 SW DAVIE ROAD, DAVIE 33314

Location Num	1282
Board District	6
Board Member	Laurie Rich Levinson
ADEFP Budget*	\$2,180,000
Total Facilities Budget	\$1,848,000

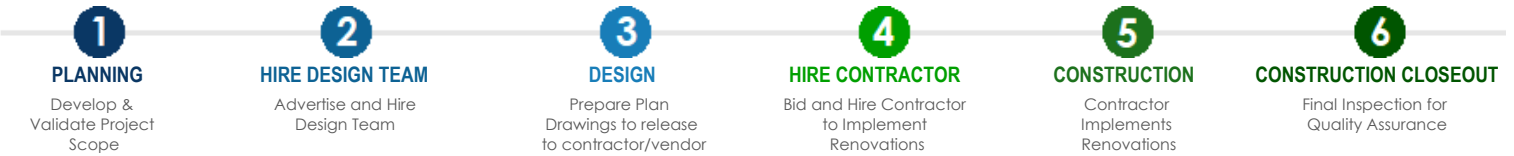
***NOTE** This quarter reflects the Adopted District Educational Facilities Plan total budget as approved by SBBC in September 2019. This budget includes Technology improvements and Musical Instruments Replacements which are not included in this section of the report.
 - All dates are based on calendar year. SMART funded projects are included. Only
 - Projects without expenditures to date may not show up in the "Financially Active Project Detail Schedule".

PRIMARY PROJECTS CURRENT STATUS: Design

Primary Renovation: 100% Construction Documents in the permitting process. Due to the limited capacity and accessibility caused by the current health crisis projects with the highest urgency have been prioritized, causing some submissions to be temporarily delayed in the permit review process.

School Choice Enhancements: Kick-off meeting held 2/21/2019. Voting authorized 9/17/2019. Revised ballot was approved and voted 10/25/2019. Voting results received 11/2019 - (15) Classroom rugs delivered 02/2020. (140) Lenovo 100e, (1) Lenovo ThinkPad Yoga L390, (2) EarthWalk Cart, (60) Cable Management, (1) HDMI to VGA Adapter, (1) USB 3.0 Ethernet adapter, (1) Lenovo ThinkPad Case delivered 03/2020. (17) Kidney tables delivered 02/2020. (10) Projectors, (5) Document Cameras delivered 01/2020. Logo Mats delivered 05/2020. Media Center Furniture, Lobby and Conference Room Furniture ((3) Safco literature organizers and (3) wall-mounting plates, (60) Aluminum stack chairs) delivered 05/2020. Carpet extractor delivered 06/2020.

SMART Facilities Update By Project



Primary Renovation

Phase: **96% Complete**

SCHEDULE: (Calendar Year)	1: Planning	2: Hire A/E	3: Design	4: Hire Contractor	5: Construction	6: Closeout
Planned	Q1 2018	Q2 2018	Q1 2019	Q3 2019	Q2 2020	Q3 2020 Q4 2020
New Planned	Q1 2018	Q2 2018	Q1 2019	Q1 2020	Q2 2020	Q2 2021 Q2 2021
Actual/Forecast	9/28/2017	2/6/2018	8/2/2018	Q3 2020		

SCOPE:	BUDGET:
Bldg Envelope Impr. (Roof, Window, Ext Wall, etc.)	\$678,000
HVAC Improvements	\$1,070,000

FLAG: S - Project Delayed

COMMENTS:

Delays have occurred during the backcheck review of the Construction Documents prior to submitting for permit review. Multiple submissions were required in order to close out comments made by the review team. The project is currently delayed by 5 months. It is anticipated these delays could extend if the design requires multiple submissions to the Building Department to receive a Letter of Recommendation to Permit.

FLAG KEY: S=Schedule B= Budget

S-Project Delayed=Schedule: Project has missed the planned milestone date for progressing to the next phase in the process.

S-Delay Possible=Schedule: Reflects a possibility of the project missing the planned milestone date for progressing to next phase in the process.

B=Budget: reflects a need for board approved increase in funding based on bid and/or change order results.

Nova Blanche Forman Elementary School

SMART Facilities Update by Project Cont.

School Choice Enhancements*

Phase: **98%** Complete

SCHEDULE:	PH:1 Planning/Design	PH:2 Implement	PH:3 Complete
Planned	Q4 2018	Q4 2019	Q2 2020
Actual	11/2018	11/2019	06/2020

SCOPE:

School Choice Enhancement

BUDGET:

\$100,000

FLAG:

COMMENTS:

All items approved by the voting process have been delivered and installed. School is determining how to spend the remaining funding from the contingency portion of the SCEP funding.

*SCEP projects follows a three-phase design process that begins with planning/design, followed by implementation and finally completion when all items have been delivered and installed.



Nova Dwight D. Eisenhower Elementary School

6501 SW 39 STREET, DAVIE 33314

Location Num	1271
Board District	6
Board Member	Laurie Rich Levinson
ADEFP Budget*	\$1,275,000
Total Facilities Budget	\$1,131,000

***NOTE** This quarter reflects the Adopted District Educational Facilities Plan total budget as approved by SBBC in September 2019. This budget includes Technology improvements and Musical Instruments Replacements which are not included in this section of the report.

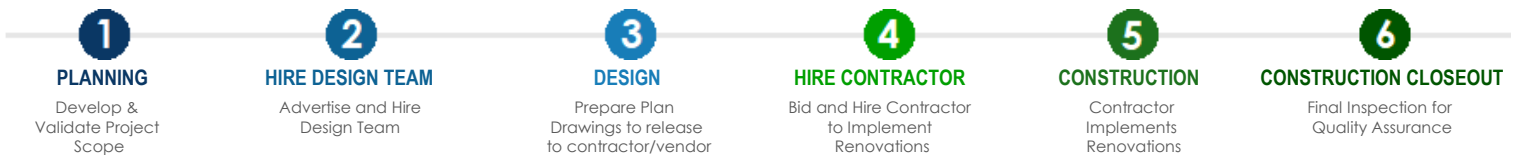
- All dates are based on calendar year. SMART funded projects are included. Only
- Projects without expenditures to date may not show up in the "Financially Active Project Detail Schedule".

PRIMARY PROJECTS CURRENT STATUS: Design

Primary Renovation: 100% Construction Documents in the permitting process. Due to the limited capacity and accessibility caused by the current health crisis projects with the highest urgency have been prioritized, causing some submissions to be temporarily delayed in the permit review process.

School Choice Enhancements: Voting authorized 12/12/2019. Voting completed 02/2020. Aiphone, submaster and strike are in design. Window Wraps delivered 03/2020. (75) Laptops 300e, (3) Earthcarts, (45) Cable Management delivered 05/2020. Washer and Dryer install funded.

SMART Facilities Update By Project



Primary Renovation

Phase: **95% Complete**

SCHEDULE: (Calendar Year)	1: Planning	2: Hire A/E	3: Design	4: Hire Contractor	5: Construction	6: Closeout
Planned	Q2 2018	Q3 2018	Q2 2019	Q3 2019	Q2 2020	Q3 2020
New Planned	Q2 2018	Q3 2018	Q2 2019	Q1 2020	Q2 2020	Q2 2021
Actual/Forecast	9/28/2017	2/6/2018	8/1/2018	Q3 2020		

SCOPE:	BUDGET:
Bldg Envelope Impr. (Roof, Window, Ext Wall, etc.)	\$99,000
Electrical Improvements	\$347,000
Fire Alarm	\$294,000
Media Center improvements	\$291,000

FLAG: S - Project Delayed

COMMENTS:
 Delays have occurred during the backcheck review of the Construction Documents prior to submitting for permit review. Multiple submissions were required in order to close out comments made by the review team. Delays continue due to the current health crisis.

FLAG KEY: S=Schedule B= Budget

S-Project Delayed=Schedule: Project has missed the planned milestone date for progressing to the next phase in the process.

S-Delay Possible=Schedule: Reflects a possibility of the project missing the planned milestone date for progressing to next phase in the process.

B=Budget: reflects a need for board approved increase in funding based on bid and/or change order results.

Nova Dwight D. Eisenhower Elementary School

SMART Facilities Update by Project Cont.

School Choice Enhancements*

Phase: **33%** Complete

SCHEDULE:	PH:1 Planning/Design	PH:2 Implement	PH:3 Complete
Planned	Q4 2018	Q1 2020	TBD
Actual	11/2018	02/2020	TBD

SCOPE:

School Choice Enhancement

BUDGET:

\$100,000

FLAG:

COMMENTS:

Planned dates shown as TBD will be provided after all items have been ordered and funds allocated.

*SCEP projects follows a three-phase design process that begins with planning/design, followed by implementation and finally completion when all items have been delivered and installed.



Nova High School

3600 COLLEGE AVENUE, DAVIE 33314

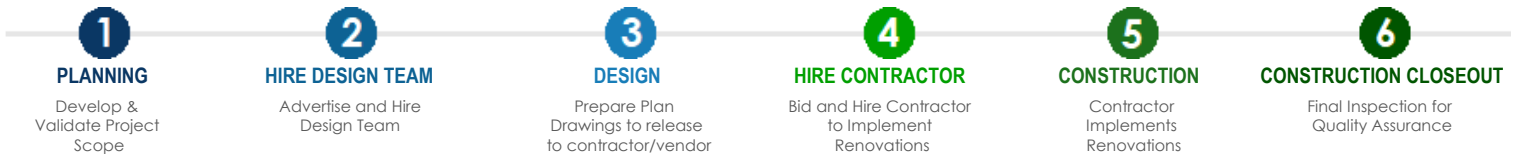
Location Num	1281
Board District	6
Board Member	Laurie Rich Levinson
ADEFP Budget*	\$32,939,745
Total Facilities Budget	\$31,777,745

***NOTE** This quarter reflects the Adopted District Educational Facilities Plan total budget as approved by SBBC in September 2019. This budget includes Technology improvements and Musical Instruments Replacements which are not included in this section of the report.
 - All dates are based on calendar year. SMART funded projects are included. Only
 - Projects without expenditures to date may not show up in the "Financially Active Project Detail Schedule".

PRIMARY PROJECTS CURRENT STATUS: **Construction**

Primary Renovation: Construction in progress. Building 6 HVAC and roofing is complete. Building 15 has experienced unforeseen conditions and is pending door renovations to meet current code prior to occupancy. Building 17 roof renovations are in progress. Building 37 has received occupancy. Contractor is working with District staff to resolve the door renovation issues.
 School Choice Enhancements: COMPLETED 04/2017. Voting completed 9/9/16. Laptops carts, student laptops, other technology items, printers, active slates, turf for the field enhancement delivered. Scoreboards installed 10/2016. Active Hubs were delivered 04/2017.

SMART Facilities Update By Project



Primary Renovation

Phase: **44% Complete**

SCHEDULE: (Calendar Year)	1: Planning	2: Hire A/E	3: Design	4: Hire Contractor	5: Construction	6: Closeout
Planned	Q2 2016	Q3 2016	Q1 2017	Q1 2018	Q3 2018	Q3 2019 Q4 2019
New Planned	Q2 2016	Q3 2016	Q1 2017	Q1 2019	Q2 2019	Q3 2021 Q3 2021
Actual/Forecast	6/27/2016	7/26/2016	2/23/2017	1/2/2019	4/4/2019	7/27/2021

SCOPE:	BUDGET:
Additional Funding - Board Approved 02/5/19 (JJ-3)	\$11,993,745
Art Room Renovation and Equipment	\$110,000
Bldg Envelope Impr. (Roof, Window, Ext Wall, etc.)	\$3,544,000
Electrical Improvements	\$2,642,000
Fire Alarm	\$1,259,000
HVAC Improvements	\$8,493,000
Media Center improvements	\$543,000
Music Room Renovation	\$713,000
Safety / Security Upgrade	\$570,000
STEM Lab improvements	\$1,689,000

FLAG:
COMMENTS:
 Original contractual date of substantial completion is 7/27/2021. Project is currently on pace.

FLAG KEY: S=Schedule B= Budget

S-Project Delayed=Schedule: Project has missed the planned milestone date for progressing to the next phase in the process.

S-Delay Possible=Schedule: Reflects a possibility of the project missing the planned milestone date for progressing to next phase in the process.

B=Budget: reflects a need for board approved increase in funding based on bid and/or change order results.

Nova High School

SMART Facilities Update by Project Cont.

Weight Room

Phase: **100%** Complete

SCHEDULE: (Calendar Year)	1: Planning	2: Hire A/E	3: Design	4: Hire Contractor	5: Construction	6: Closeout
Planned	Q2 2017	Q2 2017	Q2 2017	Q2 2017	Q3 2017	Q3 2017
Actual/Forecast	4/14/2017	4/21/2017	6/8/2017	6/23/2017	7/20/2017	11/24/2017

SCOPE: Weight Room Renovation	BUDGET: \$121,000	FLAG: COMMENTS:
---	-----------------------------	----------------------------------

School Choice Enhancements*

Phase: **100%** Complete

SCHEDULE:	PH:1 Planning/Design	PH:2 Implement	PH:3 Complete
Planned	Q1 2016	Q3 2016	Q2 2017
Actual	01/2016	09/2016	04/2017

SCOPE: School Choice Enhancement	BUDGET: \$100,000	FLAG: COMMENTS:
--	-----------------------------	----------------------------------

*SCEP projects follows a three-phase design process that begins with planning/design, followed by implementation and finally completion when all items have been delivered and installed.



Nova Middle School

3602 COLLEGE AVENUE, DAVIE 33314

Location Num	1311
Board District	6
Board Member	Laurie Rich Levinson
ADEFP Budget*	\$7,353,031
Total Facilities Budget	\$6,940,031

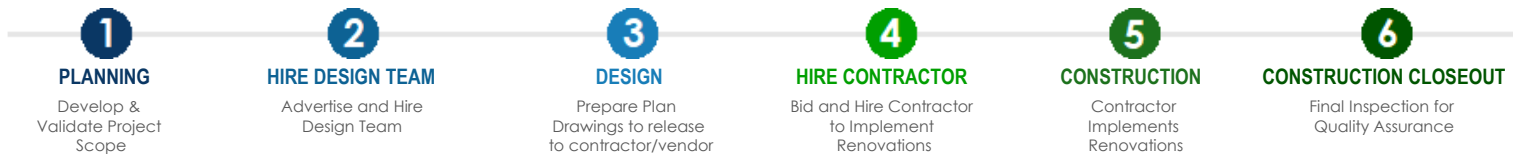
***NOTE** This quarter reflects the Adopted District Educational Facilities Plan total budget as approved by SBBC in September 2019. This budget includes Technology improvements and Musical Instruments Replacements which are not included in this section of the report.
 - All dates are based on calendar year. SMART funded projects are included. Only
 - Projects without expenditures to date may not show up in the "Financially Active Project Detail Schedule".

PRIMARY PROJECTS CURRENT STATUS: Hire Contractor

Primary Renovation: Contractor procurement in progress. Board approval has been received. Pending execution of the Building Permit and the Notice to Proceed.

School Choice Enhancements: COMPLETED 09/2017 - Voting completed and results received 5/2017. (38) Teachers' chairs delivered and installed 07/2017. Laptops, desktops, think pads delivered 08/2017. Broadcasting system delivered 09/2017.

SMART Facilities Update By Project



Primary Renovation

Phase: **75% Complete**

SCHEDULE: (Calendar Year)	1: Planning	2: Hire A/E	3: Design	4: Hire Contractor	5: Construction	6: Closeout
Planned	Q4 2016	Q1 2017	Q4 2017	Q2 2018	Q4 2018	Q4 2019
New Planned	Q4 2016	Q1 2017	Q4 2017	Q2 2019	Q4 2019	Q4 2020
Actual/Forecast	11/18/2016	3/13/2017	8/28/2017	4/22/2019	Q3 2020	

SCOPE:	BUDGET:
Additional Funding - Board Approved 04/14/20 (10)	\$4,037,300
Art Room Renovation and Equipment	\$85,000
Bldg Envelope Impr. (Roof, Window, Ext Wall, etc.)	\$1,487,000
Conversion of Existing Space to Music and/or Art Lab(s)	\$284,000
HVAC Improvements	\$746,000

FLAG: SB - Project Delayed

COMMENTS:
 Reason: Delays have occurred during bid and award due to the required roofing reality check. The purpose of the reality check is to identify opportunities for cost and scope efficiencies. Remedy: The project is funded under Year 3 and was advertised after the funding Year 1 and 2 projects completed roofing reality checks and were advertised. Budget: Additional funding of \$4,037,300 was approved by the Board on 4/14/2020 in conjunction with the approval to award the construction agreement for the project.

FLAG KEY: S=Schedule B= Budget

S-Project Delayed=Schedule: Project has missed the planned milestone date for progressing to the next phase in the process.

S-Delay Possible=Schedule: Reflects a possibility of the project missing the planned milestone date for progressing to next phase in the process.

B=Budget: reflects a need for board approved increase in funding based on bid and/or change order results.

Nova Middle School

SMART Facilities Update by Project Cont.

Fire Sprinklers

Phase: **0% Complete**

SCHEDULE: (Calendar Year)	1: Planning	2: Hire A/E	3: Design	4: Hire Contractor	5: Construction	6: Closeout
Planned	Q2 2016	Q3 2016	Q1 2017	Q1 2018	Q3 2018	Q3 2019
New Planned	Q2 2016	Q3 2016	Q1 2017	Q1 2019	Q2 2019	Q3 2021
Actual/Forecast	6/27/2016	7/26/2016	2/23/2017	1/2/2019	4/4/2019	7/27/2021

SCOPE:	BUDGET:
Nova MS - Fire Sprinklers	\$903,000
Reallocated Funding from MS to HS - Board Approved 02/05/19 (JJ-3)	(\$702,269)

FLAG:	COMMENTS:
	The fire sprinkler scope is included with the Nova HS Primary Renovation project (P.001817). There is a reallocation of \$702,269 from the Nova MS Fire Sprinkler project to the Nova HS Primary Renovation to address the scope of work. The project will no longer be tracked separate.

School Choice Enhancements*

Phase: **100% Complete**

SCHEDULE:	PH:1 Planning/Design	PH:2 Implement	PH:3 Complete
Planned	Q4 2016	Q4 2016	Q3 2017
Actual	12/2016	05/2017	09/2017

SCOPE:	BUDGET:
School Choice Enhancement	\$100,000

FLAG:	COMMENTS:

*SCEP projects follows a three-phase design process that begins with planning/design, followed by implementation and finally completion when all items have been delivered and installed.



Oakland Park Elementary School

936 NE 33 STREET, OAKLAND PARK 33334

Location Num	0031
Board District	3
Board Member	Heather P. Brinkworth
ADEFP Budget*	\$6,180,330
Total Facilities Budget	\$5,862,330

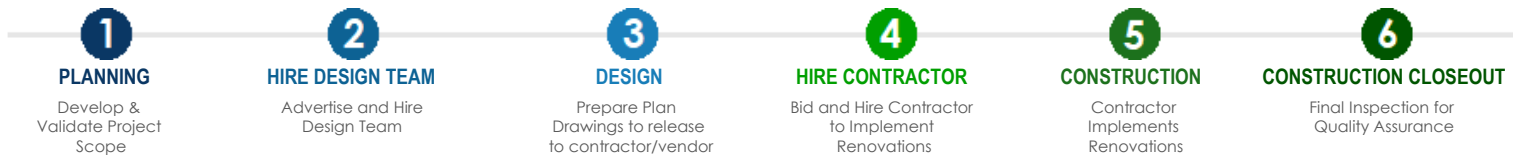
***NOTE** This quarter reflects the Adopted District Educational Facilities Plan total budget as approved by SBBC in September 2019. This budget includes Technology improvements and Musical Instruments Replacements which are not included in this section of the report.
 - All dates are based on calendar year. SMART funded projects are included. Only
 - Projects without expenditures to date may not show up in the "Financially Active Project Detail Schedule".

PRIMARY PROJECTS CURRENT STATUS: **Construction**

Primary Renovation: Construction in progress. Submittals and mobilization in progress.

School Choice Enhancements: Voting completed 5/23/17. Playground upgrades; replacing the sand with PIP rubber, and Murals completed 11/2017. HVAC scope is scheduled for the Media Center next year (2020). The Carpet replacement for the Media Center will be coordinated with that work.

SMART Facilities Update By Project



Primary Renovation

Phase: **2% Complete**

SCHEDULE: (Calendar Year)	1: Planning	2: Hire A/E	3: Design	4: Hire Contractor	5: Construction	6: Closeout
Planned	Q4 2016	Q1 2017	Q4 2017	Q2 2018	Q4 2018	Q4 2019
New Planned	Q4 2016	Q1 2017	Q4 2017	Q2 2019	Q4 2019	Q4 2020
Actual/Forecast	11/18/2016	3/13/2017	8/30/2017	4/26/2019	2/28/2020	3/3/2021

SCOPE:	BUDGET:
Additional Funding - Board Approved 12/10/19 (JJ-3)	\$2,701,330
Bldg Envelope Impr. (Roof, Window, Ext Wall, etc.)	\$975,000
Electrical Improvements	\$845,000
Fire Alarm	\$50,000
HVAC Improvements	\$1,191,000

FLAG: S - Delay Possible

COMMENTS:

Original contractual date of substantial completion is 3/4/2021. Project is currently on pace. Previous delays experienced during bid and award have not been recovered.

FLAG KEY: S=Schedule B= Budget

S-Project Delayed=Schedule: Project has missed the planned milestone date for progressing to the next phase in the process.

S-Delay Possible=Schedule: Reflects a possibility of the project missing the planned milestone date for progressing to next phase in the process.

B=Budget: reflects a need for board approved increase in funding based on bid and/or change order results.

Oakland Park Elementary School

SMART Facilities Update by Project Cont.

School Choice Enhancements*

Phase: **90% Complete**

SCHEDULE:	PH:1 Planning/Design	PH:2 Implement	PH:3 Complete
Planned	Q4 2016	Q2 2017	TBD
Actual	12/2016	05/2017	TBD

SCOPE:

School Choice Enhancement

BUDGET:

\$100,000

FLAG:

COMMENTS:

Pending completion of the Primary Scope of HVAC Improvements in the Media Center. Planned dates shown as TBD will be provided after all items have been ordered and funds allocated.

*SCEP projects follows a three-phase design process that begins with planning/design, followed by implementation and finally completion when all items have been delivered and installed.



Oakridge Elementary School

1507 N 28 AVENUE, HOLLYWOOD 33020

Location Num	0461
Board District	1
Board Member	Ann Murray
ADEFP Budget*	\$5,471,860
Total Facilities Budget	\$5,179,860

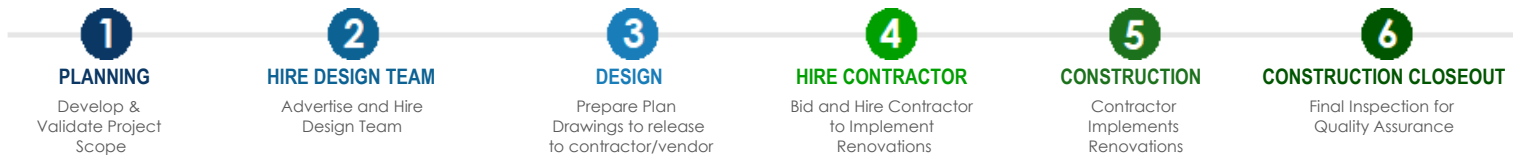
***NOTE** This quarter reflects the Adopted District Educational Facilities Plan total budget as approved by SBBC in September 2019. This budget includes Technology improvements and Musical Instruments Replacements which are not included in this section of the report.
 - All dates are based on calendar year. SMART funded projects are included. Only
 - Projects without expenditures to date may not show up in the "Financially Active Project Detail Schedule".

PRIMARY PROJECTS CURRENT STATUS: **Construction**

Primary Renovation: Construction in progress. HVAC work is nearing completion. Delivery of final fan coil units has been made with installation in progress. Cafeteria renovations are to be completed during Summer 2020. Demolition roofing work and canopy work has begun. Roofing has been resubmitted to the Building Department for approvals.

School Choice Enhancements: COMPLETED 08/2017. Voting completed 6/10/16. Marquee letters, classroom carpets, vacuums, wax machine, printers, testing kits delivered 09/2016. iPad tablets delivered 10/2016. Recordex received 08/2017.

SMART Facilities Update By Project



Primary Renovation

Phase: **35% Complete**

SCHEDULE: (Calendar Year)	1: Planning	2: Hire A/E	3: Design	4: Hire Contractor	5: Construction	6: Closeout
Planned	Q1 2016	Q2 2016	Q4 2016	Q3 2017	Q1 2018	Q1 2019
New Planned	Q1 2016	Q2 2016	Q4 2016	Q4 2018	Q1 2019	Q3 2020
Actual/Forecast	3/9/2016	5/17/2016	11/17/2016	10/22/2018	3/28/2019	1/20/2021

SCOPE:	BUDGET:
Additional Funding - Board Approved 02/20/19 (JJ-1)	\$1,473,860
Bldg Envelope Impr. (Roof, Window, Ext Wall, etc.)	\$1,214,000
Fire Alarm	\$252,000
HVAC Improvements	\$1,026,000
Improvements to or Replacement of building 2	\$946,000
Media Center improvements	\$168,000

FLAG: S - Delay Possible

COMMENTS:
 Original contractual date of substantial completion is 5/31/2020. Project is currently delayed by 8 months due to contractor performance. Contractor has submitted for a time extension. The time extension request is currently under review.

FLAG KEY: S=Schedule B= Budget

S-Project Delayed=Schedule: Project has missed the planned milestone date for progressing to the next phase in the process.

S-Delay Possible=Schedule: Reflects a possibility of the project missing the planned milestone date for progressing to next phase in the process.

B=Budget: reflects a need for board approved increase in funding based on bid and/or change order results.

Oakridge Elementary School

SMART Facilities Update by Project Cont.

School Choice Enhancements*

Phase: **100%** Complete

SCHEDULE:	PH:1 Planning/Design	PH:2 Implement	PH:3 Complete
Planned	Q1 2015	Q2 2016	Q3 2017
Actual	11/2015	06/2016	08/2017

SCOPE:	BUDGET:	FLAG:
School Choice Enhancement	\$100,000	COMMENTS:

*SCEP projects follows a three-phase design process that begins with planning/design, followed by implementation and finally completion when all items have been delivered and installed.



Olsen Middle School

330 SE 11 TERRACE, DANIA 33004

Location Num	0471
Board District	1
Board Member	Ann Murray
ADEFP Budget*	\$7,597,000
Total Facilities Budget	\$7,173,000

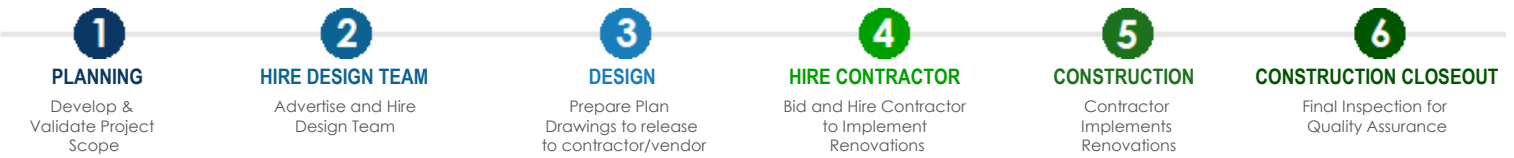
***NOTE** This quarter reflects the Adopted District Educational Facilities Plan total budget as approved by SBBC in September 2019. This budget includes Technology improvements and Musical Instruments Replacements which are not included in this section of the report.
 - All dates are based on calendar year. SMART funded projects are included. Only
 - Projects without expenditures to date may not show up in the "Financially Active Project Detail Schedule".

PRIMARY PROJECTS CURRENT STATUS: Hire Contractor

Primary Renovation: Contractor procurement in progress. Bid advertisement has taken place. Pending bid opening which is scheduled for early July 2020.

School Choice Enhancements: COMPLETED 03/2020 - Voting completed 2/23/2018. (38) Laptops, (6) Computer Carts (16) Printers (200) student desks delivered 11/2018. (144) Chairs received 4/2019.

SMART Facilities Update By Project



Primary Renovation

Phase: **15% Complete**

SCHEDULE: (Calendar Year)	1: Planning	2: Hire A/E	3: Design	4: Hire Contractor	5: Construction	6: Closeout
Planned	Q1 2017	Q1 2017	Q4 2017	Q2 2018	Q1 2019	Q2 2020
New Planned	Q1 2017	Q1 2017	Q4 2017	Q3 2019	Q4 2019	Q2 2021
Actual/Forecast	3/1/2017	3/28/2017	10/20/2017	4/26/2019	Q3 2020	

SCOPE:	BUDGET:
Bldg Envelope Impr. (Roof, Window, Ext Wall, etc.)	\$3,129,000
Electrical Improvements	\$268,000
Fire Sprinklers	\$19,000
HVAC Improvements	\$3,248,000
Media Center improvements	\$203,000
Safety / Security Upgrade	\$206,000

FLAG: S - Project Delayed

COMMENTS:

Reason: The project was put on hold until decisions are made related to enrollment and the scope of work. Remedy: Enrollment decisions have been made and the project is currently procuring the contractor.

FLAG KEY: S=Schedule B= Budget

S-Project Delayed=Schedule: Project has missed the planned milestone date for progressing to the next phase in the process.

S-Delay Possible=Schedule: Reflects a possibility of the project missing the planned milestone date for progressing to next phase in the process.

B=Budget: reflects a need for board approved increase in funding based on bid and/or change order results.

Olsen Middle School

SMART Facilities Update by Project Cont.

School Choice Enhancements*

Phase: **99%** Complete

SCHEDULE:	PH:1 Planning/Design	PH:2 Implement	PH:3 Complete
Planned	Q4 2016	Q1 2018	Q1 2020
Actual	12/2016	02/2018	03/2020

SCOPE:

School Choice Enhancement

BUDGET:

\$100,000

FLAG:

COMMENTS:

All items approved by voting process have been delivered and installed. School is determining how to spend the remaining funding from the contingency portion of the SCEP funding.

*SCEP projects follows a three-phase design process that begins with planning/design, followed by implementation and finally completion when all items have been delivered and installed.



Orange Brook Elementary School

715 S 46 AVENUE, HOLLYWOOD 33021

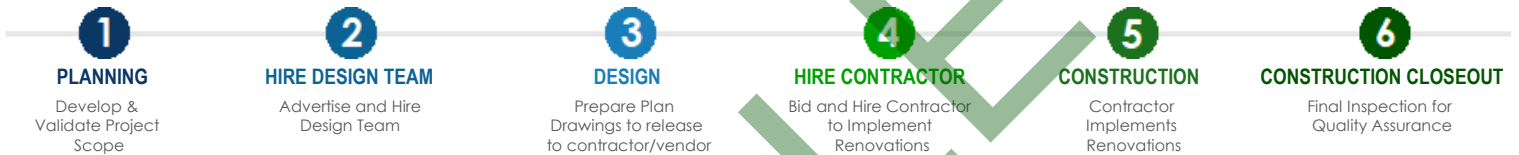
Location Num	0711
Board District	1
Board Member	Ann Murray
ADEFP Budget*	\$382,000
Total Facilities Budget	\$100,000

***NOTE** This quarter reflects the Adopted District Educational Facilities Plan total budget as approved by SBBC in September 2019. This budget includes Technology improvements and Musical Instruments Replacements which are not included in this section of the report.
 - All dates are based on calendar year. SMART funded projects are included. Only
 - Projects without expenditures to date may not show up in the "Financially Active Project Detail Schedule".

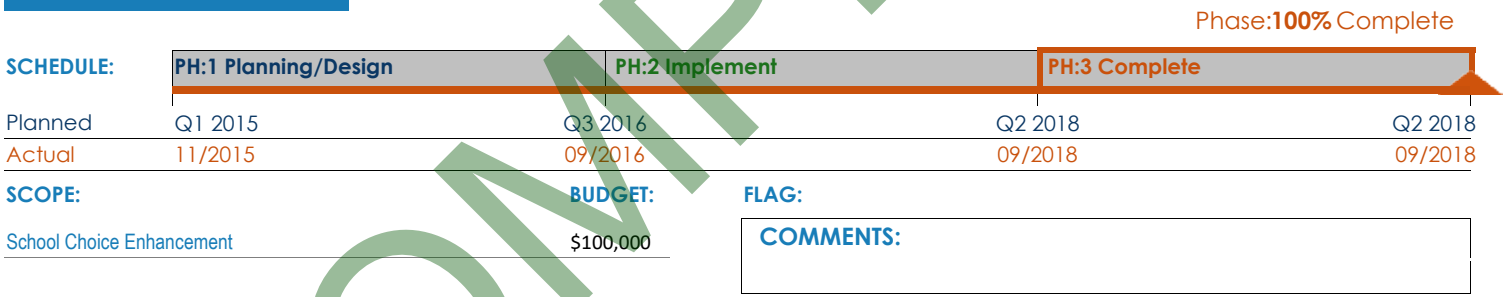
PRIMARY PROJECTS CURRENT STATUS: N/A

School Choice Enhancements: COMPLETE 09/2018 - Voting completed 9/22/16. Laptops, carts delivered 12/2016; furniture, printers, Epson air filters, and portable PA delivered and installed 03/2017. Marquee completed 06/2018. HDMI, Wireless Keyboards, DVD Burner, Headphones, iPad covers and printers delivered 09/2018.

SMART Facilities Update By Project



School Choice Enhancements*



*SCEP projects follows a three-phase design process that begins with planning/design, followed by implementation and finally completion when all items have been delivered and installed.

FLAG KEY: S=Schedule B= Budget

S-Project Delayed=Schedule: Project has missed the planned milestone date for progressing to the next phase in the process.

S-Delay Possible=Schedule: Reflects a possibility of the project missing the planned milestone date for progressing to next phase in the process.

B=Budget: reflects a need for board approved increase in funding based on bid and/or change order results.



Oriole Elementary School

3081 NW 39 STREET, LAUDERDALE LAKES 33309

Location Num	1831
Board District	5
Board Member	Dr. Rosalind Osgood
ADEFP Budget*	\$3,568,000
Total Facilities Budget	\$3,276,000

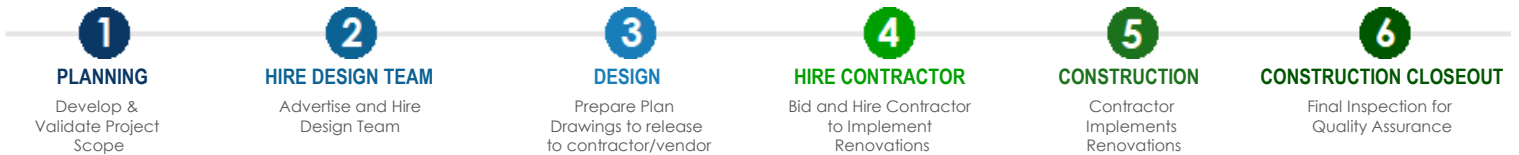
***NOTE** This quarter reflects the Adopted District Educational Facilities Plan total budget as approved by SBBC in September 2019. This budget includes Technology improvements and Musical Instruments Replacements which are not included in this section of the report.
 - All dates are based on calendar year. SMART funded projects are included. Only
 - Projects without expenditures to date may not show up in the "Financially Active Project Detail Schedule".

PRIMARY PROJECTS CURRENT STATUS: Design

Primary Renovation: 100% Construction Documents in the permitting process. Design firm currently addressing Building Department comments prior to submitting the fourth time for permit application. Due to the limited capacity and accessibility caused by the current health crisis projects with the highest urgency have been prioritized, causing some submissions to be temporarily delayed in the permit review process.

School Choice Enhancements: COMPLETED 03/2020 - Voting authorized 6/1/18 - Voting results received 6/13/18 - (36) Classroom rugs, student tables and chairs, (20) Two-way radios, (16) Projectors, Outdoor mats, (71) Teachers Chairs delivered 11/2018. Cafeteria Sound System, (48) Cone Safety, (8) Vests, (2) Storage Carts, (10) Reflective parking lot post, (9) Signs delivered 01/2019. Murals completed 08/2019.

SMART Facilities Update By Project



Primary Renovation

Phase: **97% Complete**

SCHEDULE: (Calendar Year)	1: Planning	2: Hire A/E	3: Design	4: Hire Contractor	5: Construction	6: Closeout
Planned	Q2 2017	Q2 2017	Q1 2018	Q3 2018	Q1 2019	Q1 2020
New Planned	Q2 2017	Q2 2017	Q1 2018	Q4 2019	Q2 2020	Q2 2021
Actual/Forecast	4/6/2017	4/19/2017	11/17/2017	Q3 2020		

SCOPE:	BUDGET:
ADA Restrooms	\$745,000
Bldg Envelope Impr. (Roof, Window, Ext Wall, etc.)	\$813,000
Fire Alarm	\$293,000
Fire Sprinklers	\$11,000
HVAC Improvements	\$1,059,000
Media Center improvements	\$255,000

FLAG: S - Project Delayed

COMMENTS:

Reason: Delays have occurred during the design phase. The design firm has required four months to revise and resubmit for permit review after the first submission. The third submission took an additional 2 months. Remedy: The owner will be enforcing the terms of the contract for delays.

FLAG KEY: S=Schedule B= Budget

S-Project Delayed=Schedule: Project has missed the planned milestone date for progressing to the next phase in the process.

S-Delay Possible=Schedule: Reflects a possibility of the project missing the planned milestone date for progressing to next phase in the process.

B=Budget: reflects a need for board approved increase in funding based on bid and/or change order results.

Oriole Elementary School

SMART Facilities Update by Project Cont.

School Choice Enhancements*

Phase: **95%** Complete

SCHEDULE:	PH:1 Planning/Design	PH:2 Implement	PH:3 Complete
Planned	Q1 2015	Q2 2018	Q1 2020
Actual	11/2015	06/2018	03/2020

SCOPE:

School Choice Enhancement

BUDGET:

\$100,000

FLAG:

COMMENTS:

All items approved by voting process have been delivered and installed. School is determining how to spend the remaining funding from the contingency portion of the SCEP funding.

*SCEP projects follows a three-phase design process that begins with planning/design, followed by implementation and finally completion when all items have been delivered and installed.



Palm Cove Elementary School

11601 WASHINGTON STREET, PEMBROKE PINES 33025

Location Num	3311
Board District	2
Board Member	Patricia Good
ADEFP Budget*	\$3,968,659
Total Facilities Budget	\$3,630,659

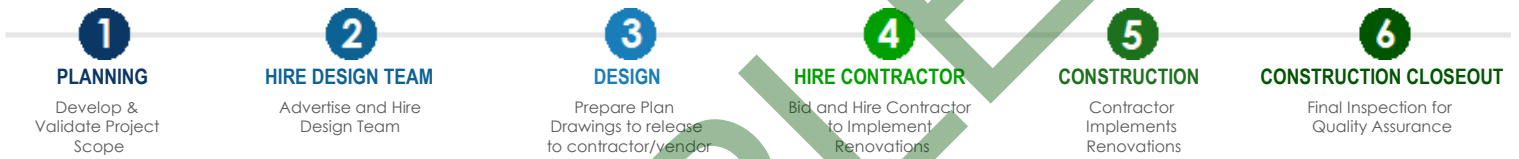
***NOTE** This quarter reflects the Adopted District Educational Facilities Plan total budget as approved by SBBC in September 2019. This budget includes Technology improvements and Musical Instruments Replacements which are not included in this section of the report.
 - All dates are based on calendar year. SMART funded projects are included. Only
 - Projects without expenditures to date may not show up in the "Financially Active Project Detail Schedule".

PRIMARY PROJECTS CURRENT STATUS: Complete

Primary Renovation: Complete.

School Choice Enhancements: Voting authorized 04/04/2019. Voting completed 05/06/2019. Alphone (including strike) at the Single Point of Entry installation scheduled for the week of 10/14/2019. Projector delivered 12/2019. Murals completed 09/2019. Cafeteria sound system completed 01/2020.

SMART Facilities Update By Project



Primary Renovation

Phase: 100% Complete

SCHEDULE: (Calendar Year)	1: Planning	2: Hire A/E	3: Design	4: Hire Contractor	5: Construction	6: Closeout
Planned	Q4 2016	Q4 2016	Q1 2017	Q3 2017	Q2 2018	Q1 2019
New Planned	Q4 2016	Q4 2016	Q1 2017	Q3 2017	Q2 2018	Q3 2019
Actual/Forecast	11/7/2016	11/7/2016	1/13/2017	6/21/2018	9/21/2018	12/19/2019

SCOPE:	BUDGET:	FLAG:
Additional Funding - Board Approved 09/05/18 (JJ-1)	\$1,318,659	COMMENTS:
Bldg Envelope Impr. (Roof, Window, Ext Wall, etc.)	\$1,572,000	
HVAC Improvements	\$640,000	

School Choice Enhancements*

Phase: 51% Complete

SCHEDULE:	PH:1 Planning/Design	PH:2 Implement	PH:3 Complete
Planned	Q4 2016	Q2 2019	TBD
Actual	12/2016	05/2019	TBD

SCOPE:	BUDGET:	FLAG:
School Choice Enhancement	\$100,000	COMMENTS:

*SCEP projects follows a three-phase design process that begins with planning/design, followed by implementation and finally completion when all items have been delivered and installed.

FLAG KEY: S=Schedule B= Budget

S-Project Delayed=Schedule: Project has missed the planned milestone date for progressing to the next phase in the process.

S-Delay Possible=Schedule: Reflects a possibility of the project missing the planned milestone date for progressing to next phase in the process.

B=Budget: reflects a need for board approved increase in funding based on bid and/or change order results.



Palmview Elementary School

2601 NE 1 AVENUE, POMPANO BEACH 33064

Location Num	1131
Board District	7
Board Member	Nora Rupert
ADEFP Budget*	\$4,379,000
Total Facilities Budget	\$4,052,000

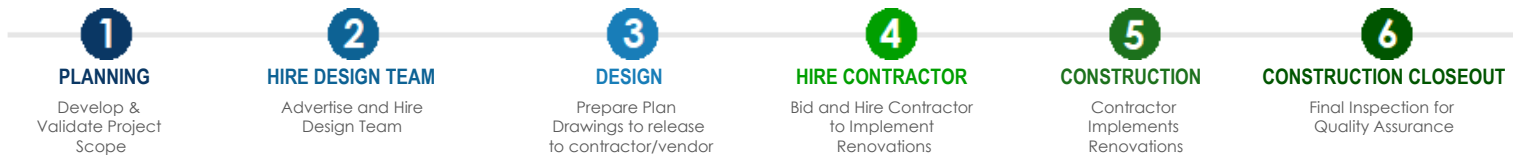
***NOTE** This quarter reflects the Adopted District Educational Facilities Plan total budget as approved by SBBC in September 2019. This budget includes Technology improvements and Musical Instruments Replacements which are not included in this section of the report.
 - All dates are based on calendar year. SMART funded projects are included. Only
 - Projects without expenditures to date may not show up in the "Financially Active Project Detail Schedule".

PRIMARY PROJECTS CURRENT STATUS: Design

Primary Renovation: 100% Construction Documents in the permitting process. Due to the limited capacity and accessibility caused by the current health crisis projects with the highest urgency have been prioritized, causing some submissions to be temporarily delayed in the permit review process.

School Choice Enhancements: Principal's letter initiated 11/30/2018 for Year 5 group. Kick-off meeting is being scheduled.

SMART Facilities Update By Project



Primary Renovation

Phase: **95% Complete**

SCHEDULE: (Calendar Year)	1: Planning	2: Hire A/E	3: Design	4: Hire Contractor	5: Construction	6: Closeout
Planned	Q1 2018	Q2 2018	Q1 2019	Q3 2019	Q1 2020	Q3 2020
New Planned	Q1 2018	Q2 2018	Q1 2019	Q1 2020	Q3 2020	Q1 2022
Actual/Forecast	8/1/2017	10/6/2017	5/3/2018	Q4 2020		

SCOPE:	BUDGET:
Bldg Envelope Impr. (Roof, Window, Ext Wall, etc.)	\$914,000
Fire Sprinklers	\$540,000
HVAC Improvements	\$2,201,000
Media Center improvements	\$297,000

FLAG: S - Project Delayed

COMMENTS:

Delays have occurred during the backcheck review of the Construction Documents prior to submitting for permit review. Multiple submissions were required in order to close out comments made by the review team. The project is currently delayed by 9 months. It is anticipated future delays during the permitting review due to multiple submissions is being accounted for.

FLAG KEY: S=Schedule B= Budget

S-Project Delayed=Schedule: Project has missed the planned milestone date for progressing to the next phase in the process.

S-Delay Possible=Schedule: Reflects a possibility of the project missing the planned milestone date for progressing to next phase in the process.

B=Budget: reflects a need for board approved increase in funding based on bid and/or change order results.

Palmview Elementary School

SMART Facilities Update by Project Cont.

School Choice Enhancements*

Phase: **10% Complete**

SCHEDULE:	PH:1 Planning/Design	PH:2 Implement	PH:3 Complete
Planned	Q4 2018	TBD	TBD
Actual	11/2018		

SCOPE:	BUDGET:	FLAG:
School Choice Enhancement	\$100,000	COMMENTS: Planned date for Implementation phase shown as TBD will be provided after voting process has been completed by the school community.

*SCEP projects follows a three-phase design process that begins with planning/design, followed by implementation and finally completion when all items have been delivered and installed.



Panther Run Elementary School

801 NW 172 AVENUE, PEMBROKE PINES 33029

Location Num	3571
Board District	2
Board Member	Patricia Good
ADEFP Budget*	\$4,017,970
Total Facilities Budget	\$3,662,970

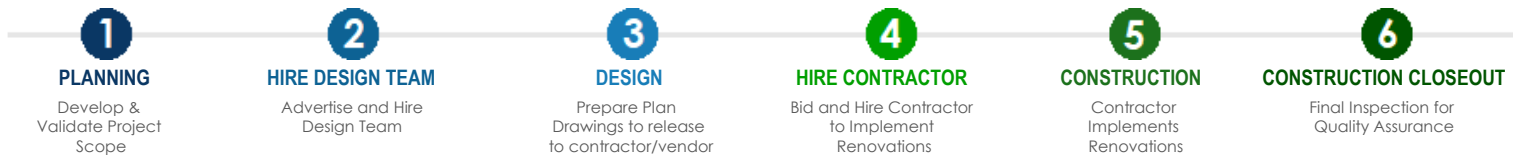
***NOTE** This quarter reflects the Adopted District Educational Facilities Plan total budget as approved by SBBC in September 2019. This budget includes Technology improvements and Musical Instruments Replacements which are not included in this section of the report.
 - All dates are based on calendar year. SMART funded projects are included. Only
 - Projects without expenditures to date may not show up in the "Financially Active Project Detail Schedule".

PRIMARY PROJECTS CURRENT STATUS: Hire Contractor

Primary Renovation: Contractor procurement in progress. Pending execution of the Notice to Proceed with Construction.

School Choice Enhancements: Voting completed 04/09/2019. Two-way radios delivered 05/2019. Aiphone is permitted, installation complete 09/2019. (1) 32 inch TV delivered 12/2019. (2) ActivePanel Promethean Boards delivered 01/2020. Additional ActivePanel Promethean Board delivered 04/2020. Marquee in design. (55) Lenovo 300e laptops, (7) Lenovo MA20z desktop, (10) Lenovo ThinkPad Yoga L390 laptops, (1) Recordex, (1) TV wall mount on order.

SMART Facilities Update By Project



Primary Renovation

Phase: **85% Complete**

SCHEDULE: (Calendar Year)	1: Planning	2: Hire A/E	3: Design	4: Hire Contractor	5: Construction	6: Closeout
Planned	Q4 2017	Q1 2018	Q4 2018	Q1 2019	Q4 2019	Q3 2020
New Planned	Q4 2017	Q1 2018	Q4 2018	Q3 2019	Q4 2019	Q1 2021
Actual/Forecast	6/1/2017	8/30/2017	3/6/2018	3/12/2019	Q3 2020	

SCOPE:	BUDGET:
Additional Funding - Board Approved 06/23/20 (JJ-1)	\$2,128,970
Bldg Envelope Impr. (Roof, Window, Ext Wall, etc.)	\$1,237,000
HVAC Improvements	\$197,000

FLAG: SB - Project Delayed

COMMENTS:
 Reason: Delays have occurred during bid and award due to the required roofing reality check. The purpose of the reality check is to identify opportunities for cost and scope efficiencies. Funding Year 1 thru 3 projects are to take priority for advertisement of bid. Remedy: The project is funded under Year 5 and was advertised after the available funding Year 1 thru 3 projects were advertised. Budget: Additional funding of \$2,128,983 was approved by the Board on 6/23/2020 in conjunction with the approval to award the construction agreement.

FLAG KEY: S=Schedule B= Budget

S-Project Delayed=Schedule: Project has missed the planned milestone date for progressing to the next phase in the process.

S-Delay Possible=Schedule: Reflects a possibility of the project missing the planned milestone date for progressing to next phase in the process.

B=Budget: reflects a need for board approved increase in funding based on bid and/or change order results.

Panther Run Elementary School

SMART Facilities Update by Project Cont.

School Choice Enhancements*

Phase: **58%** Complete

SCHEDULE:	PH:1 Planning/Design	PH:2 Implement	PH:3 Complete
Planned	Q4 2018	Q2 2019	TBD
Actual	11/2018	04/2019	TBD

SCOPE:

School Choice Enhancement

BUDGET:

\$100,000

FLAG:

COMMENTS:

Planned dates shown as TBD will be provided after all items have been ordered and funds allocated.

*SCEP projects follows a three-phase design process that begins with planning/design, followed by implementation and finally completion when all items have been delivered and installed.



Park Lakes Elementary School

3925 NORTH STATE ROAD 7, LAUDERDALE LAKES 33319

Location Num	3761
Board District	5
Board Member	Dr. Rosalind Osgood
ADEFP Budget*	\$1,316,000
Total Facilities Budget	\$874,000

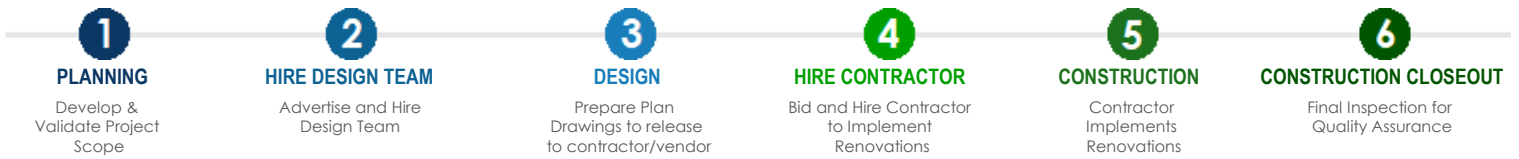
***NOTE** This quarter reflects the Adopted District Educational Facilities Plan total budget as approved by SBBC in September 2019. This budget includes Technology improvements and Musical Instruments Replacements which are not included in this section of the report.
 - All dates are based on calendar year. SMART funded projects are included. Only
 - Projects without expenditures to date may not show up in the "Financially Active Project Detail Schedule".

PRIMARY PROJECTS CURRENT STATUS: Hire Contractor

Primary Renovation: Contractor procurement in progress. Pending execution of the Notice to Proceed.

School Choice Enhancements: COMPLETED 05/2020 - Voting completed 6/9/16. Marquee completed 05/2018. New K-2 and 3-5 playground structures completed 04/2019. Marquee completed 05/2018. New K-2 and 3-5 playground structures completed 04/2019. Marquee completed 05/2018. (6) Outdoor benches delivered and installed 05/2020.

SMART Facilities Update By Project



Primary Renovation

Phase: **70% Complete**

SCHEDULE: (Calendar Year)	1: Planning	2: Hire A/E	3: Design	4: Hire Contractor	5: Construction	6: Closeout
Planned	Q2 2017	Q2 2017	Q1 2018	Q3 2018	Q1 2019	Q1 2020
New Planned	Q2 2017	Q2 2017	Q1 2018	Q3 2019	Q4 2019	Q4 2020
Actual/Forecast	4/1/2017	6/22/2017	12/19/2017	4/9/2019	Q3 2020	

SCOPE:	BUDGET:
Art Room Renovation and Equipment	\$65,000
Bldg Envelope Impr. (Roof, Window, Ext Wall, etc.)	\$131,000
Conversion of Existing Space to Music and/or Art Lab(s)	\$339,000
Fire Sprinklers	\$103,000
Music Room Renovation	\$136,000

FLAG: S - Project Delayed

COMMENTS:

Reason: Delays have occurred during bid and award. Funding Year 1 thru 3 projects are to take priority for advertisement of bid.
 Remedy: The project is funded under Year 4 and was advertised after the available funding Year 1 thru 3 projects were advertised.

FLAG KEY: S=Schedule B= Budget

S-Project Delayed=Schedule: Project has missed the planned milestone date for progressing to the next phase in the process.

S-Delay Possible=Schedule: Reflects a possibility of the project missing the planned milestone date for progressing to next phase in the process.

B=Budget: reflects a need for board approved increase in funding based on bid and/or change order results.

Park Lakes Elementary School

SMART Facilities Update by Project Cont.

School Choice Enhancements*

Phase: **100%** Complete

SCHEDULE:	PH:1 Planning/Design	PH:2 Implement	PH:3 Complete
Planned	Q1 2015	Q2 2016	Q2 2020
Actual	11/2015	06/2016	05/2020

SCOPE:	BUDGET:	FLAG:
School Choice Enhancement	\$100,000	COMMENTS:

*SCEP projects follows a three-phase design process that begins with planning/design, followed by implementation and finally completion when all items have been delivered and installed.



Park Ridge Elementary School

5200 NE 9 AVENUE, DEERFIELD BEACH 33064

Location Num	1951
Board District	7
Board Member	Nora Rupert
ADEFP Budget*	\$2,645,000
Total Facilities Budget	\$2,284,000

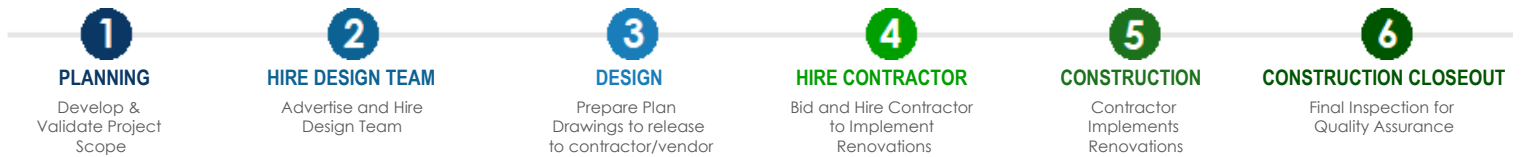
***NOTE** This quarter reflects the Adopted District Educational Facilities Plan total budget as approved by SBBC in September 2019. This budget includes Technology improvements and Musical Instruments Replacements which are not included in this section of the report.
 - All dates are based on calendar year. SMART funded projects are included. Only
 - Projects without expenditures to date may not show up in the "Financially Active Project Detail Schedule".

PRIMARY PROJECTS CURRENT STATUS: Hire Contractor

Primary Renovation: Contractor procurement in progress. Bid advertisement is scheduled for July 2020.

School Choice Enhancements: Ballot received and in compliance with District Guidelines; voting authorized 11/21/2019. Voting results received 1/2020. (35) Lenovo 300e, (10) ThinkPad L390 i5, (2) ThinkCentre M920z, (1) ThinkCentre M720q, (4) EarthWalk Carts, (100) Cable Management, (8) Mini HDMI to VGA, (8) HDMI to VGA Adapter, (10) UltraSlim USB DVD Burner, (18) Promethean Boards, (18) Promethean Board Stands, (18) Recordex Simplicity Doc Cameras, Window Wraps on order.

SMART Facilities Update By Project



Primary Renovation

Phase: **5% Complete**

SCHEDULE: (Calendar Year)	1: Planning	2: Hire A/E	3: Design	4: Hire Contractor	5: Construction	6: Closeout
Planned	Q4 2017	Q1 2018	Q4 2018	Q2 2019	Q4 2019	Q2 2020
New Planned	Q4 2017	Q1 2018	Q4 2018	Q4 2019	Q2 2020	Q2 2021
Actual/Forecast	6/1/2017	8/30/2017	3/12/2018	4/26/2019	Q1 2021	

SCOPE:	BUDGET:
Bldg Envelope Impr. (Roof, Window, Ext Wall, etc.)	\$746,000
Fire Alarm	\$294,000
HVAC Improvements	\$798,000
Media Center improvements	\$268,000

FLAG: **S - Project Delayed**

COMMENTS:
 Funding Year 1 thru 3 projects are to take priority for advertisement of bid. The project is funded under Year 5 and will be advertised after the funding Year 1 thru 3 projects that are prepared for advertisement.

HVAC Improvements

Phase: **100% Complete**

SCHEDULE: (Calendar Year)	1: Planning	2: Hire A/E	3: Design	4: Hire Contractor	5: Construction	6: Closeout
Planned	N/A	N/A	N/A	N/A	N/A	N/A
Actual/Forecast	N/A	N/A	N/A	N/A	N/A	11/1/2017

SCOPE:	BUDGET:
HVAC Improvements - RTU Replacement	\$78,000

FLAG:

COMMENTS:

FLAG KEY: **S**=Schedule **B**= Budget

S-Project Delayed=Schedule: Project has missed the planned milestone date for progressing to the next phase in the process.

S-Delay Possible=Schedule: Reflects a possibility of the project missing the planned milestone date for progressing to next phase in the process.

B=Budget: reflects a need for board approved increase in funding based on bid and/or change order results.

Park Ridge Elementary School

SMART Facilities Update by Project Cont.

School Choice Enhancements*

Phase: **10%** Complete

SCHEDULE:	PH:1 Planning/Design	PH:2 Implement	PH:3 Complete
Planned	Q4 2018	Q1 2020	TBD
Actual	11/2018	01/2020	TBD

SCOPE:	BUDGET:	FLAG:
School Choice Enhancement	\$100,000	

COMMENTS:
 Planned dates shown as TBD will be provided after all items have been ordered and funds allocated.

*SCEP projects follows a three-phase design process that begins with planning/design, followed by implementation and finally completion when all items have been delivered and installed.



Park Springs Elementary School

5800 NW 66 TERRACE, CORAL SPRINGS 33067

Location Num	3171
Board District	4
Board Member	Lori Alhadeff
ADEFP Budget*	\$5,601,000
Total Facilities Budget	\$5,121,000

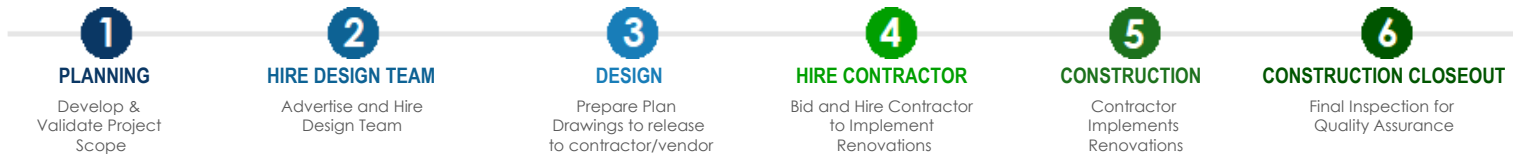
***NOTE** This quarter reflects the Adopted District Educational Facilities Plan total budget as approved by SBBC in September 2019. This budget includes Technology improvements and Musical Instruments Replacements which are not included in this section of the report.
 - All dates are based on calendar year. SMART funded projects are included. Only
 - Projects without expenditures to date may not show up in the "Financially Active Project Detail Schedule".

PRIMARY PROJECTS CURRENT STATUS: Design

Primary Renovation: 100% Construction Documents in review. Due to the limited capacity and accessibility caused by the current health crisis projects with the highest urgency have been prioritized, causing some submissions to be temporarily delayed in the permit review process.

School Choice Enhancements: Voting completed 4/19/2019 - Playground upgrades for K-2 are on order. Floor scrubber delivered 06/2019. Mural complete 7/2019. (100) laptop computers delivered 08/2019. Playground upgrades pre-construction meeting held 11/20/2019; K-2 playground completed 01/2020. Desks, file cabinets delivered 04/2020. Office furniture on order.

SMART Facilities Update By Project



Primary Renovation

Phase: **94% Complete**

SCHEDULE: (Calendar Year)	1: Planning	2: Hire A/E	3: Design	4: Hire Contractor	5: Construction	6: Closeout
Planned	Q4 2017	Q1 2018	Q4 2018	Q2 2019	Q1 2020	Q3 2020
New Planned	Q4 2017	Q1 2018	Q4 2018	Q1 2020	Q3 2020	Q1 2022
Actual/Forecast	7/1/2017	9/20/2017	5/3/2018	Q1 2021		

SCOPE:	BUDGET:
Bldg Envelope Impr. (Roof, Window, Ext Wall, etc.)	\$1,242,000
Conversion of Existing Space to Music and/or Art Lab(s)	\$169,000
Fire Sprinklers and Fire Alarm	\$1,034,000
HVAC Improvements	\$2,440,000
Music Room Renovation	\$136,000

FLAG: S - Project Delayed

COMMENTS:

Delays have occurred during the backcheck review of the Construction Documents prior to submitting for permit review. Multiple submissions were required in order to close out comments made by the review team. The project is currently delayed by 7 months. It is anticipated future delays during the permitting review due to multiple submissions is being accounted for.

FLAG KEY: S=Schedule B= Budget

S-Project Delayed=Schedule: Project has missed the planned milestone date for progressing to the next phase in the process.

S-Delay Possible=Schedule: Reflects a possibility of the project missing the planned milestone date for progressing to next phase in the process.

B=Budget: reflects a need for board approved increase in funding based on bid and/or change order results.

Park Springs Elementary School

SMART Facilities Update by Project Cont.

School Choice Enhancements*

Phase: **98%** Complete

SCHEDULE:	PH:1 Planning/Design	PH:2 Implement	PH:3 Complete
Planned	Q4 2018	Q2 2019	Q2 2020
Actual	11/2018	04/2019	04/2020

SCOPE:

School Choice Enhancement

BUDGET:

\$100,000

FLAG:

COMMENTS:

All items approved by the voting process have been delivered and installed. School is determining how to spend the remaining funding from the contingency portion of the SCEP funding.

*SCEP projects follows a three-phase design process that begins with planning/design, followed by implementation and finally completion when all items have been delivered and installed.



Park Trails Elementary School

10700 TRAILS END, PARKLAND 33076

Location Num	3781
Board District	4
Board Member	Lori Alhadeff
ADEFP Budget*	\$4,038,867
Total Facilities Budget	\$2,414,000

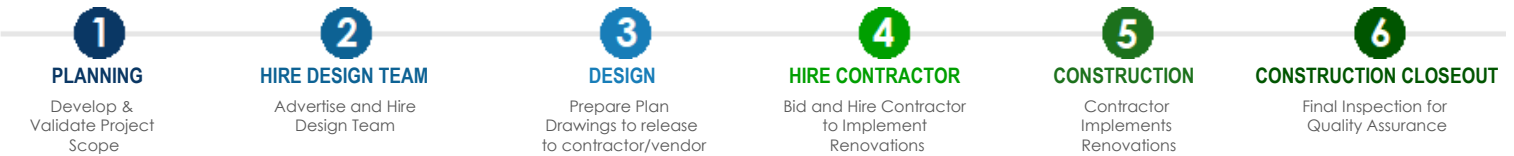
***NOTE** This quarter reflects the Adopted District Educational Facilities Plan total budget as approved by SBBC in September 2019. This budget includes Technology improvements and Musical Instruments Replacements which are not included in this section of the report.
 - All dates are based on calendar year. SMART funded projects are included. Only
 - Projects without expenditures to date may not show up in the "Financially Active Project Detail Schedule".

PRIMARY PROJECTS CURRENT STATUS: Hire Contractor

Primary Renovation: Contractor procurement in progress. Bid advertisement is scheduled for July 2020.

School Choice Enhancements: Principal's letter initiated 11/30/2018 for Year 5 group. Ballot results reviewed and is in compliance. Results received 02/2020. P-number requested. Coordinating proposals.

SMART Facilities Update By Project



Primary Renovation

Phase: **5% Complete**

SCHEDULE: (Calendar Year)	1: Planning	2: Hire A/E	3: Design	4: Hire Contractor	5: Construction	6: Closeout
Planned	Q4 2017	Q1 2018	Q4 2018	Q2 2019	Q1 2020	Q3 2020
New Planned	Q4 2017	Q1 2018	Q4 2018	Q4 2019	Q2 2020	Q2 2021
Actual/Forecast	9/1/2017	11/13/2017	5/10/2018	5/2/2019	Q4 2020	

SCOPE:	BUDGET:
Art Room Renovation and Equipment	\$65,000
Bldg Envelope Impr. (Roof, Window, Ext Wall, etc.)	\$1,114,000
Conversion of Existing Space to Music and/or Art Lab(s)	\$339,000
Fire Alarm	\$503,000
HVAC Improvements	\$157,000
Music Room Renovation	\$136,000

FLAG: S - Project Delayed

COMMENTS:
 Funding Year 1 thru 3 projects are to take priority for advertisement of bid. The project is funded under Year 5 and will be advertised after the funding Year 1 thru 3 projects that are prepared for advertisement.

FLAG KEY: S=Schedule B= Budget

S-Project Delayed=Schedule: Project has missed the planned milestone date for progressing to the next phase in the process.

S-Delay Possible=Schedule: Reflects a possibility of the project missing the planned milestone date for progressing to next phase in the process.

B=Budget: reflects a need for board approved increase in funding based on bid and/or change order results.

Park Trails Elementary School

SMART Facilities Update by Project Cont.

School Choice Enhancements*

Phase: **10%** Complete

SCHEDULE:	PH:1 Planning/Design	PH:2 Implement	PH:3 Complete
Planned	Q4 2018	Q1 2020	TBD
Actual	11/2018	02/2020	TBD

SCOPE:

School Choice Enhancement

BUDGET:

\$100,000

FLAG:

COMMENTS:

Planned dates shown as TBD will be provided after all items have been ordered and funds allocated.

*SCEP projects follows a three-phase design process that begins with planning/design, followed by implementation and finally completion when all items have been delivered and installed.



Parkside Elementary School

10257 NW 29 STREET, CORAL SPRINGS 33065

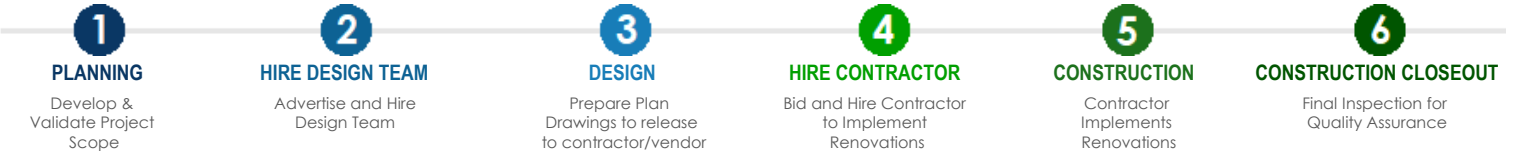
Location Num	3631
Board District	4
Board Member	Lori Alhadeff
ADEFP Budget*	\$1,268,000
Total Facilities Budget	\$946,000

***NOTE** This quarter reflects the Adopted District Educational Facilities Plan total budget as approved by SBBC in September 2019. This budget includes Technology improvements and Musical Instruments Replacements which are not included in this section of the report.
 - All dates are based on calendar year. SMART funded projects are included. Only
 - Projects without expenditures to date may not show up in the "Financially Active Project Detail Schedule".

PRIMARY PROJECTS CURRENT STATUS: Hire Contractor

Primary Renovation: Contractor procurement in progress. Pending roofing reality check prior to request for proposals from CSMP contractors.
 School Choice Enhancements: Kick-off meeting held 2/26/2019. Ballot approved 02/2020. Voting authorized.

SMART Facilities Update By Project



Primary Renovation

Phase: **5% Complete**

SCHEDULE: (Calendar Year)	1: Planning	2: Hire A/E	3: Design	4: Hire Contractor	5: Construction	6: Closeout
Planned	Q1 2018	Q2 2018	Q4 2018	Q2 2019	Q4 2019	Q2 2020
New Planned	Q1 2018	Q2 2018	Q4 2018	Q4 2019	Q1 2020	Q1 2021
Actual/Forecast	8/1/2017	10/6/2017	3/26/2018	11/6/2019	Q3 2021	

SCOPE:	BUDGET:
Bldg Envelope Impr. (Roof, Window, Ext Wall, etc.)	\$686,000
HVAC Improvements	\$160,000

FLAG: S - Project Delayed

COMMENTS:
 The project is currently pending a roofing reality check prior to progressing thru bid and award. Once the reality check is completed, requests for proposals will be made to CSMP contractors.

FLAG KEY: S=Schedule B= Budget

S-Project Delayed=Schedule: Project has missed the planned milestone date for progressing to the next phase in the process.

S-Delay Possible=Schedule: Reflects a possibility of the project missing the planned milestone date for progressing to next phase in the process.

B=Budget: reflects a need for board approved increase in funding based on bid and/or change order results.

Parkside Elementary School

SMART Facilities Update by Project Cont.

School Choice Enhancements*

Phase: **75% Complete**

SCHEDULE:	PH:1 Planning/Design			PH:2 Implement			PH:3 Complete		
Planned	Q4 2018		TBD			TBD			TBD
Actual	11/2018								

SCOPE:	BUDGET:	FLAG:
School Choice Enhancement	\$100,000	<p>COMMENTS:</p> <p>Planned date for Implementation phase shown as TBD will be provided after voting process has been completed by the school community.</p>

*SCEP projects follows a three-phase design process that begins with planning/design, followed by implementation and finally completion when all items have been delivered and installed.



Parkway Middle School

3600 NW 5 COURT, LAUDERHILL 33311

Location Num	0701
Board District	5
Board Member	Dr. Rosalind Osgood
ADEFP Budget*	\$4,309,000
Total Facilities Budget	\$4,021,000

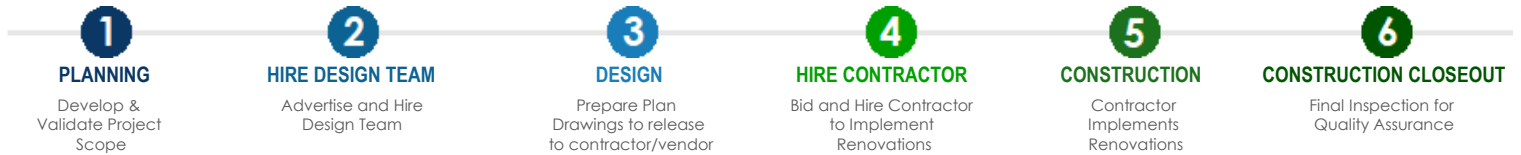
***NOTE** This quarter reflects the Adopted District Educational Facilities Plan total budget as approved by SBBC in September 2019. This budget includes Technology improvements and Musical Instruments Replacements which are not included in this section of the report.
 - All dates are based on calendar year. SMART funded projects are included. Only
 - Projects without expenditures to date may not show up in the "Financially Active Project Detail Schedule".

PRIMARY PROJECTS CURRENT STATUS: Design

Primary Renovation: 100% Construction Documents in progress.

School Choice Enhancements: Ballot received 11/15/2019; Voting results received 06/2020. P-number request in progress.

SMART Facilities Update By Project



Primary Renovation

Phase: **86% Complete**

SCHEDULE: (Calendar Year)	1: Planning	2: Hire A/E	3: Design	4: Hire Contractor	5: Construction	6: Closeout
Planned	Q2 2016	Q3 2016	Q1 2017	Q4 2017	Q1 2018	Q1 2019
New Planned	Q2 2016	Q3 2016	Q1 2017	Q4 2019	Q2 2020	Q2 2021
Actual/Forecast	6/17/2016	8/16/2016	1/18/2017	Q1 2021		

SCOPE:	BUDGET:
Bldg Envelope Impr. (Roof, Window, Ext Wall, etc.)	\$1,748,640
Fire Sprinklers	\$45,000
HVAC Improvements	\$1,036,000
Media Center improvements	\$337,000

FLAG: **S - Project Delayed**

COMMENTS:
Reason: Delays have occurred during the design phase. The project is being reviewed to determine the possibility of merging two school campuses and changing use. The design firm is providing options for possible scope change. Remedy: Pending the District decision on usage and the future of the campus, the project will complete design and enter permit review.

Re-roofing Bldg 22 & 24

Phase: **100% Complete**

SCHEDULE: (Calendar Year)	1: Planning	2: Hire A/E	3: Design	4: Hire Contractor	5: Construction	6: Closeout
Planned	N/A	Q3 2014	Q4 2014	Q4 2014	Q1 2015	Q2 2015
Actual/Forecast	N/A	8/1/2014	10/1/2014	12/11/2014	2/9/2015	6/15/2015

SCOPE:	BUDGET:
Bldg Envelope Impr. (Re-roof Bldgs 22 and 24)	\$754,360

FLAG:

COMMENTS:

FLAG KEY: **S**=Schedule **B**= Budget

S-Project Delayed=Schedule: Project has missed the planned milestone date for progressing to the next phase in the process.

S-Delay Possible=Schedule: Reflects a possibility of the project missing the planned milestone date for progressing to next phase in the process.

B=Budget: reflects a need for board approved increase in funding based on bid and/or change order results.

Parkway Middle School

SMART Facilities Update by Project Cont.

School Choice Enhancements*

Phase: **10%** Complete

SCHEDULE:	PH:1 Planning/Design	PH:2 Implement	PH:3 Complete
Planned	Q1 2015	Q2 2020	TBD
Actual	11/2015	06/2020	TBD

SCOPE:	BUDGET:	FLAG:
School Choice Enhancement	\$100,000	

COMMENTS:
 Planned dates shown as TBD will be provided after all items have been ordered and funds allocated.

*SCEP projects follows a three-phase design process that begins with planning/design, followed by implementation and finally completion when all items have been delivered and installed.



Pasadena Lakes Elementary School

8801 PASADENA BOULEVARD, PEMBROKE PINES 33024

Location Num	2071
Board District	1
Board Member	Ann Murray
ADEFP Budget*	\$4,342,000
Total Facilities Budget	\$4,123,000

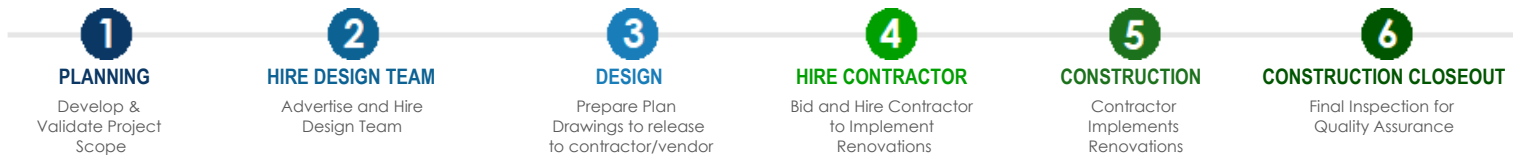
***NOTE** This quarter reflects the Adopted District Educational Facilities Plan total budget as approved by SBBC in September 2019. This budget includes Technology improvements and Musical Instruments Replacements which are not included in this section of the report.
 - All dates are based on calendar year. SMART funded projects are included. Only
 - Projects without expenditures to date may not show up in the "Financially Active Project Detail Schedule".

PRIMARY PROJECTS CURRENT STATUS: Design

Primary Renovation: 100% Construction Documents in the permitting process. All disciplines have been approved by the Building Department. Pending receipt of the Letter of Recommendation to Permit. The roofing scope of work was removed from the Primary Renovation to accelerate the replacement of the Building 1 roof.

School Choice Enhancements: COMPLETED 09/2018 - Voting completed 10/11/16. Laptops delivered 01/2017; furniture delivered 02/2017, and a cafeteria sound system delivered and installed 04/2017. Marquee installed and operational 09/2018.

SMART Facilities Update By Project



Primary Renovation

Phase: **99% Complete**

SCHEDULE: (Calendar Year)	1: Planning	2: Hire A/E	3: Design	4: Hire Contractor	5: Construction	6: Closeout
Planned	Q1 2015	Q3 2016	Q1 2017	Q4 2017	Q1 2018	Q1 2019
New Planned	Q1 2015	Q3 2016	Q1 2017	Q2 2019	Q1 2020	Q1 2021
Actual/Forecast	2/1/2015	7/26/2016	1/30/2017	Q3 2020		

SCOPE:	BUDGET:
Bldg Envelope Impr. (Roof, Window, Ext Wall, etc.)	\$676,630
Fire Sprinklers	\$742,000
HVAC Improvements	\$1,638,000
Media Center improvements	\$323,000

FLAG: S - Project Delayed

COMMENTS:

Reason: Delays have occurred in the permitting process in the design phase. The design firm has taken over five months to revise and resubmit the construction documents for the third submission. Remedy: The owner will be enforcing terms of the contract for delays and multiple resubmissions. Update: Pending Letter of Recommendation to Permit.

FLAG KEY: S=Schedule B= Budget

S-Project Delayed=Schedule: Project has missed the planned milestone date for progressing to the next phase in the process.

S-Delay Possible=Schedule: Reflects a possibility of the project missing the planned milestone date for progressing to next phase in the process.

B=Budget: reflects a need for board approved increase in funding based on bid and/or change order results.

Pasadena Lakes Elementary School

SMART Facilities Update by Project Cont.

Roofing Renovation

Phase: **1% Complete**

SCHEDULE: (Calendar Year)	1: Planning	2: Hire A/E	3: Design	4: Hire Contractor	5: Construction	6: Closeout
Planned	N/A	N/A	N/A	N/A	N/A	N/A
New Planned	N/A	N/A	N/A	N/A	Q1 2020	Q3 2020
Actual/Forecast	N/A	N/A	N/A	N/A	3/11/2020	9/1/2020

SCOPE:
 Bldg Envelope Impr. (Roof, Window, Ext Wall, etc.)

BUDGET:
 \$643,370

FLAG:

COMMENTS:
 Original contractual date of substantial completion is 9/1/2020. Project is currently on pace.

School Choice Enhancements*

Phase: **100% Complete**

SCHEDULE:	PH:1 Planning/Design	PH:2 Implement	PH:3 Complete
Planned	Q1 2015	Q4 2016	Q1 2018
Actual	11/2015	10/2016	09/2018

SCOPE:
 School Choice Enhancement

BUDGET:
 \$100,000

FLAG:

COMMENTS:

*SCEP projects follows a three-phase design process that begins with planning/design, followed by implementation and finally completion when all items have been delivered and installed.



Pembroke Lakes Elementary School

11251 TAFT STREET, PEMBROKE PINES 33026

Location Num	2661
Board District	2
Board Member	Patricia Good
ADEFP Budget*	\$2,929,000
Total Facilities Budget	\$2,654,000

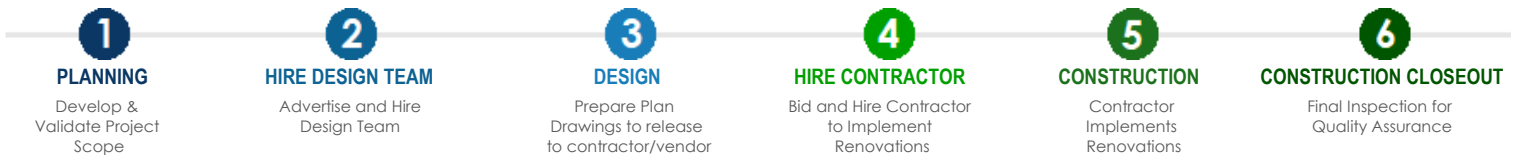
***NOTE** This quarter reflects the Adopted District Educational Facilities Plan total budget as approved by SBBC in September 2019. This budget includes Technology improvements and Musical Instruments Replacements which are not included in this section of the report.
 - All dates are based on calendar year. SMART funded projects are included. Only
 - Projects without expenditures to date may not show up in the "Financially Active Project Detail Schedule".

PRIMARY PROJECTS CURRENT STATUS: Hire Contractor

Primary Renovation: Contractor procurement in progress. Bid advertisements pending revisions to the roofing design due to findings during the roofing reality check. Revisions of design are in review.

School Choice Enhancements: Voting authorized 1/28/18. Voting completed 2/16/18. Classroom furniture delivered 09/2018. Cafeteria sound system installed 12/2018. Replaced keys (6) cylinder to teacher entrance key completed 05/2019. Marquee permit issued 5/10/2019; construction completed 05/2020.

SMART Facilities Update By Project



Primary Renovation

Phase: **15% Complete**

SCHEDULE: (Calendar Year)	1: Planning	2: Hire A/E	3: Design	4: Hire Contractor	5: Construction	6: Closeout
Planned	Q3 2016	Q4 2016	Q2 2017	Q1 2018	Q3 2018	Q3 2019
New Planned	Q3 2016	Q4 2016	Q2 2017	Q3 2019	Q1 2020	Q2 2021
Actual/Forecast	9/2/2016	10/18/2016	4/25/2017	6/19/2019	Q3 2020	

SCOPE:	BUDGET:
Bldg Envelope Impr. (Roof, Window, Ext Wall, etc.)	\$1,020,000
Fire Alarm	\$294,000
HVAC Improvements	\$963,000
Media Center improvements	\$277,000

FLAG: S - Project Delayed

COMMENTS:

Reason: Funding Year 1 thru 3 projects are to take priority for advertisement of bid. The project is funded under Year 3 and will be advertised after the funding Year 1 and 2 projects that are prepared for advertisement. Remedy: A roofing reality check has been completed and bid advertisement is pending review of the revisions for design.

FLAG KEY: S=Schedule B= Budget

S-Project Delayed=Schedule: Project has missed the planned milestone date for progressing to the next phase in the process.

S-Delay Possible=Schedule: Reflects a possibility of the project missing the planned milestone date for progressing to next phase in the process.

B=Budget: reflects a need for board approved increase in funding based on bid and/or change order results.

Pembroke Lakes Elementary School

SMART Facilities Update by Project Cont.

School Choice Enhancements*

Phase: **95%** Complete

SCHEDULE:	PH:1 Planning/Design	PH:2 Implement	PH:3 Complete
Planned	Q4 2016	Q1 2018	Q4 2018
Actual	12/2016	02/2018	05/2020

SCOPE:

School Choice Enhancement

BUDGET:

\$100,000

FLAG:

COMMENTS:

All items approved by voting process have been delivered and installed. School is determining how to spend the remaining funding from the contingency portion of the SCEP funding.

*SCEP projects follows a three-phase design process that begins with planning/design, followed by implementation and finally completion when all items have been delivered and installed.



Pembroke Pines Elementary School

6700 SW 9 STREET, PEMBROKE PINES 33023

Location Num	1221
Board District	1
Board Member	Ann Murray
ADEFP Budget*	\$5,418,000
Total Facilities Budget	\$5,184,000

***NOTE** This quarter reflects the Adopted District Educational Facilities Plan total budget as approved by SBBC in September 2019. This budget includes Technology improvements and Musical Instruments Replacements which are not included in this section of the report.
 - All dates are based on calendar year. SMART funded projects are included. Only
 - Projects without expenditures to date may not show up in the "Financially Active Project Detail Schedule".

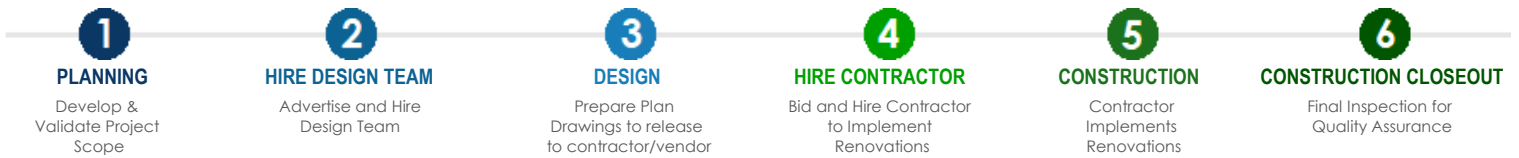
PRIMARY PROJECTS CURRENT STATUS: **Construction**

Primary Renovation: Construction is in progress. Submittals are being revised and resubmitted. HVAC scope of work is being revised to include new AHU's and remove two RTU's from the design.

School Choice Enhancements: COMPLETED 03/2020 - Voting completed 3/22/18 -Water fountains installed and completed 07/2018 .

Primary Playground equipment permitted 08/2019; pre-construction meeting scheduled held /2019; construction began 12/2019. Construction completed 02/2020.

SMART Facilities Update By Project



Primary Renovation

Phase: **10% Complete**

SCHEDULE: (Calendar Year)	1: Planning	2: Hire A/E	3: Design	4: Hire Contractor	5: Construction	6: Closeout
Planned	Q4 2016	Q4 2016	Q2 2017	Q2 2018	Q3 2018	Q3 2019
New Planned	Q4 2016	Q4 2016	Q2 2017	Q3 2019	Q1 2020	Q2 2021
Actual/Forecast	10/21/2016	12/6/2016	6/12/2017	3/14/2019	10/18/2019	1/3/2021

SCOPE:	BUDGET:
Additional Funding - Board Approved 08/20/19 (JJ-1)	\$1,175,000
Bldg Envelope Impr. (Roof, Window, Ext Wall, etc.)	\$1,062,000
Electrical Improvements	\$237,000
HVAC Improvements	\$2,036,892
Media Center improvements	\$281,000
Safety / Security Upgrade	\$134,000

FLAG:
COMMENTS: Original contractual date of substantial completion is 1/3/2021. Project is currently on pace.

FLAG KEY: S=Schedule B= Budget

S-Project Delayed=Schedule: Project has missed the planned milestone date for progressing to the next phase in the process.

S-Delay Possible=Schedule: Reflects a possibility of the project missing the planned milestone date for progressing to next phase in the process.

B=Budget: reflects a need for board approved increase in funding based on bid and/or change order results.

Pembroke Pines Elementary School

SMART Facilities Update by Project Cont.

HVAC Improvements

Phase: **100%** Complete

SCHEDULE: (Calendar Year)	1: Planning	2: Hire A/E	3: Design	4: Hire Contractor	5: Construction	6: Closeout	
Planned	N/A	N/A	N/A	N/A	N/A	N/A	N/A
Actual/Forecast	N/A	N/A	N/A	N/A	N/A	N/A	N/A

SCOPE: HVAC Improvements - Chiller Replacement	BUDGET: \$158,108	FLAG: COMMENTS:
--	-----------------------------	----------------------------------

School Choice Enhancements*

Phase: **95%** Complete

SCHEDULE:	PH:1 Planning/Design	PH:2 Implement	PH:3 Complete	
Planned	Q4 2016	Q1 2018	Q4 2018	Q4 2018
Actual	12/2016	03/2018	03/2020	03/2020

SCOPE: School Choice Enhancement	BUDGET: \$100,000	FLAG: COMMENTS: All items approved by voting process have been delivered and installed. School is determining how to spend the remaining funding from the contingency portion of the SCEP funding.
--	-----------------------------	--

*SCEP projects follows a three-phase design process that begins with planning/design, followed by implementation and finally completion when all items have been delivered and installed.



Peters Elementary School

851 NW 68 AVENUE, PLANTATION 33317

Location Num	0931
Board District	5
Board Member	Dr. Rosalind Osgood
ADEFP Budget*	\$3,444,000
Total Facilities Budget	\$3,138,000

***NOTE** This quarter reflects the Adopted District Educational Facilities Plan total budget as approved by SBBC in September 2019. This budget includes Technology improvements and Musical Instruments Replacements which are not included in this section of the report.
 - All dates are based on calendar year. SMART funded projects are included. Only
 - Projects without expenditures to date may not show up in the "Financially Active Project Detail Schedule".

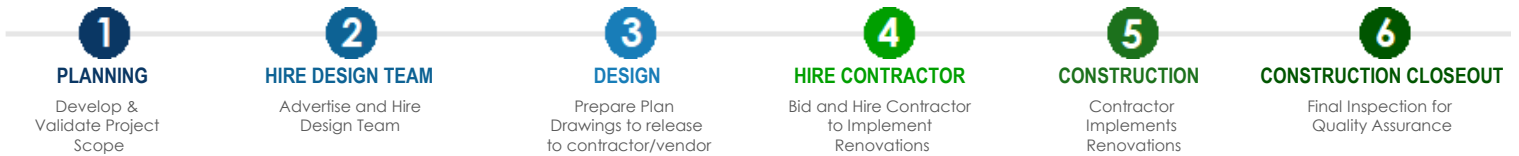
PRIMARY PROJECTS CURRENT STATUS: Design

Primary Renovation: 100% Construction Documents in review. Additional submissions have been required to address open comments.

School Choice Enhancements:

COMPLETED 03/2020 - Voting completed 3/8/2019 - (3) Elmo Document Cameras, Facilities Equipment, and classroom rugs delivered 05/2019. (4) Projectors, (2) ActivPanels, (1) Air mover, (2) Janitorial Carts, (3) 5-Tool Kit, (1) Pressure Washer, (1) Vacuum machine delivered 06/2019. Outdoor benches, (9) 6-Station Listening Centers, (2) Headphones, (8) Teacher Chairs, (32) Student Chairs delivered 07/2019. Additional outdoor benches delivered 11/2019. (1) Lenovo M720S Staff Desktop, (2) ThinkPad L480 Staff Touch Laptop, (214) Lenovo 300E Student Laptop, (9) Earthwalk Carts and wiring delivered 01/2020. (3) Epson Projectors, Lenovo Desktop, (4) Lenovo Internal 8 - Cell Battery for Yoga 12 on order.

SMART Facilities Update By Project



Primary Renovation

Phase: **94% Complete**

SCHEDULE: (Calendar Year)	1: Planning	2: Hire A/E	3: Design	4: Hire Contractor	5: Construction	6: Closeout
Planned	Q3 2017	Q4 2017	Q3 2018	Q1 2019	Q3 2019	Q2 2020
New Planned	Q3 2017	Q4 2017	Q3 2018	Q4 2019	Q3 2020	Q3 2021
Actual/Forecast	5/1/2017	7/20/2017	4/25/2018	Q3 2020		

SCOPE:	BUDGET:
Bldg Envelope Impr. (Roof, Window, Ext Wall, etc.)	\$1,870,000
Fire Alarm	\$252,000
Fire Sprinklers	\$455,000
HVAC Improvements	\$219,000
Media Center improvements	\$242,000

FLAG: S - Project Delayed

COMMENTS:
 Reason: Delays have occurred during the design phase related to the completion of the 100% Construction Documents. The design firm has required multiple submissions to close out final comments prior to submitting for permit review. Remedy: All comments are closed and the project will be submitted for permit review. The owner will be enforcing the terms of the contract for delays.

FLAG KEY: S=Schedule B= Budget

S-Project Delayed=Schedule: Project has missed the planned milestone date for progressing to the next phase in the process.

S-Delay Possible=Schedule: Reflects a possibility of the project missing the planned milestone date for progressing to next phase in the process.

B=Budget: reflects a need for board approved increase in funding based on bid and/or change order results.

Peters Elementary School

SMART Facilities Update by Project Cont.

School Choice Enhancements*

Phase: **97% Complete**

SCHEDULE:	PH:1 Planning/Design	PH:2 Implement	PH:3 Complete
Planned	Q4 2017	Q1 2019	Q1 2020
Actual	11/2017	03/2019	03/2020

SCOPE:

School Choice Enhancement

BUDGET:

\$100,000

FLAG:

COMMENTS:

All items approved by voting process have been delivered and installed. Additional items are on order with remaining contingency portion of the SCEP funding.

*SCEP projects follows a three-phase design process that begins with planning/design, followed by implementation and finally completion when all items have been delivered and installed.



Pine Ridge Education Center

1251 SW 42ND AVENUE, FORT LAUDERDALE 33317

Location Num	0653
Board District	3
Board Member	Heather P. Brinkworth
ADEFP Budget*	\$243,000
Total Facilities Budget	\$174,000


***NOTE** This quarter reflects the Adopted District Educational Facilities Plan total budget as approved by SBBC in September 2019. This budget includes Technology improvements and Musical Instruments Replacements which are not included in this section of the report.
 - All dates are based on calendar year. SMART funded projects are included. Only
 - Projects without expenditures to date may not show up in the "Financially Active Project Detail Schedule".

PRIMARY PROJECTS CURRENT STATUS: Complete

Primary Renovation: Test and Balance services is completed by a licensed contractor without standard design services. Test and Balance report submitted. Final repairs are pending prior to completion of the project.

School Choice Enhancements: COMPLETED 08/2017: Voting completed on 11/4/16. (22) Projectors delivered and installed 01/2017. Two-way radios, student desks, teacher planning room upgrade, laptops for the computer lab refresh delivered 02/2017. TV Studio equipment delivered 08/2017.

SMART Facilities Update By Project



Primary Renovation

Phase: 10% Complete

SCHEDULE: (Calendar Year)	1: Planning	2: Hire A/E	3: Design	4: Hire Contractor	5: Construction	6: Closeout
Planned	Q2 2017	N/A	N/A	Q3 2018	Q1 2019	Q2 2019
New Planned	Q2 2017	N/A	N/A	Q3 2018	Q1 2019	Q2 2019
Actual/Forecast	5/1/2017	N/A	N/A	1/10/2018	4/18/2018	7/1/2019

SCOPE: HVAC Improvements
BUDGET: \$74,000

FLAG:
COMMENTS:
 Substantial completion percentage was reduced to 10% from 90%. Additional repairs are required that will delay the completion of the project.

School Choice Enhancements*

Phase: 100% Complete

SCHEDULE:	PH:1 Planning/Design	PH:2 Implement	PH:3 Complete
Planned	Q1 2015	Q4 2016	Q4 2017
Actual	11/2015	11/2016	08/2017

SCOPE: School Choice Enhancement
BUDGET: \$100,000

FLAG:
COMMENTS:

*SCEP projects follows a three-phase design process that begins with planning/design, followed by implementation and finally completion when all items have been delivered and installed.



Pines Lakes Elementary School

10300 JOHNSON STREET, PEMBROKE PINES 33026

Location Num	2861
Board District	2
Board Member	Patricia Good
ADEFP Budget*	\$1,874,000
Total Facilities Budget	\$1,583,000

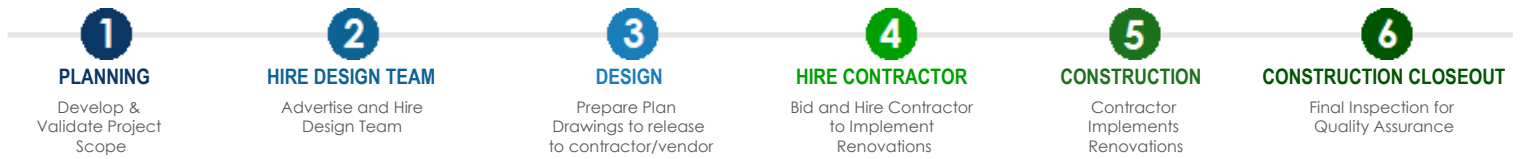
***NOTE** This quarter reflects the Adopted District Educational Facilities Plan total budget as approved by SBBC in September 2019. This budget includes Technology improvements and Musical Instruments Replacements which are not included in this section of the report.
 - All dates are based on calendar year. SMART funded projects are included. Only
 - Projects without expenditures to date may not show up in the "Financially Active Project Detail Schedule".

PRIMARY PROJECTS CURRENT STATUS: Hire Contractor

Primary Renovation: Contractor procurement in progress. Redesign of the roofing system is in review prior to advertisement for bids.

School Choice Enhancements: Meeting held with SAC on 5/18/18 - Voting completed 6/25/18. Office Furniture delivered 11/2018. Accordion Wall FISH 115 and murals completed 02/2019. Monument marquee pre-construction meeting held 6/20/2019; installation completed 08/2019. Single Point of Entry Enhancements (Fencing and Gate) completed 09/2019.

SMART Facilities Update By Project



Primary Renovation

Phase: **5% Complete**

SCHEDULE: (Calendar Year)	1: Planning	2: Hire A/E	3: Design	4: Hire Contractor	5: Construction	6: Closeout
Planned	Q2 2017	Q2 2017	Q1 2018	Q3 2018	Q1 2019	Q1 2020
New Planned	Q2 2017	Q2 2017	Q1 2018	Q3 2019	Q1 2020	Q1 2021
Actual/Forecast	4/14/2017	5/19/2017	12/7/2017	4/18/2019	Q2 2021	

SCOPE:	BUDGET:
Bldg Envelope Impr. (Roof, Window, Ext Wall, etc.)	\$270,000
Fire Sprinklers	\$662,000
HVAC Improvements	\$395,000
Media Center improvements	\$156,000

FLAG: S - Project Delayed

COMMENTS:

Delays have occurred during the bid and award phase due to negotiations with the CSMP firms. The proposal from the first CSMP firm has been rejected. The new CSMP contracts are to be used in emergency situations only. The project will advertise for bids when the roof redesign is complete. Project phase percent complete has returned to 5% due to the change in procurement method of the contractor.

FLAG KEY: S=Schedule B= Budget

S-Project Delayed=Schedule: Project has missed the planned milestone date for progressing to the next phase in the process.

S-Delay Possible=Schedule: Reflects a possibility of the project missing the planned milestone date for progressing to next phase in the process.

B=Budget: reflects a need for board approved increase in funding based on bid and/or change order results.

Pines Lakes Elementary School

SMART Facilities Update by Project Cont.

School Choice Enhancements*

Phase: **43%** Complete

SCHEDULE:	PH:1 Planning/Design	PH:2 Implement	PH:3 Complete
Planned	Q4 2017	Q2 2018	TBD
Actual	11/2017	06/2018	TBD

SCOPE:

School Choice Enhancement

BUDGET:

\$100,000

FLAG:

COMMENTS:

Planned dates shown as TBD will be provided after all items have been ordered and funds allocated.

*SCEP projects follows a three-phase design process that begins with planning/design, followed by implementation and finally completion when all items have been delivered and installed.



Pines Middle School

200 NW DOUGLAS ROAD, PEMBROKE PINES 33024

Location Num	1881
Board District	2
Board Member	Patricia Good
ADEFP Budget*	\$857,000
Total Facilities Budget	\$495,000

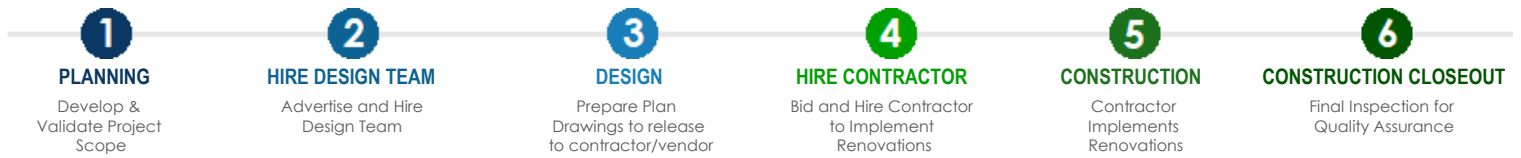
***NOTE** This quarter reflects the Adopted District Educational Facilities Plan total budget as approved by SBBC in September 2019. This budget includes Technology improvements and Musical Instruments Replacements which are not included in this section of the report.
 - All dates are based on calendar year. SMART funded projects are included. Only
 - Projects without expenditures to date may not show up in the "Financially Active Project Detail Schedule".

PRIMARY PROJECTS CURRENT STATUS: Hire Contractor

Primary Renovation: Contractor procurement in progress. The GMP amendment has been approved. Notice to Proceed is being executed.

School Choice Enhancements: Principal's letter initiated 11/30/2018 for Year 5 group. Kick-off meeting held 2/13/2019. Ballot approved for voting 11/8/2019. Results came in too low in 02/2020; re-voting in progress.

SMART Facilities Update By Project



Primary Renovation

Phase: **80% Complete**

SCHEDULE: (Calendar Year)	1: Planning	2: Hire A/E	3: Design	4: Hire Contractor	5: Construction	6: Closeout
Planned	Q1 2018	Q2 2018	Q1 2019	Q3 2019	Q1 2020	Q2 2020 Q3 2020
New Planned	Q1 2018	Q2 2018	Q1 2019	Q4 2019	Q1 2020	Q1 2021 Q2 2021
Actual/Forecast	11/13/2017	12/19/2017	8/20/2018	5/9/2019	Q3 2020	

SCOPE:	BUDGET:
Bldg Envelope Impr. (Roof, Window, Ext Wall, etc.)	\$105,000
HVAC Improvements	\$290,000

FLAG: S - Project Delayed

COMMENTS:

Delays have occurred during the bid and award phase due to bidding from the sub-contractors. The Contractor has deemed the bids not acceptable. Rebidding was required and has taken place. The GMP amendment has been approved and the project is pending Notice to Proceed execution.

FLAG KEY: S=Schedule B= Budget

S-Project Delayed=Schedule: Project has missed the planned milestone date for progressing to the next phase in the process.

S-Delay Possible=Schedule: Reflects a possibility of the project missing the planned milestone date for progressing to next phase in the process.

B=Budget: reflects a need for board approved increase in funding based on bid and/or change order results.

Pines Middle School

SMART Facilities Update by Project Cont.

School Choice Enhancements*

Phase: **75%** Complete

SCHEDULE:	PH:1 Planning/Design			PH:2 Implement			PH:3 Complete		
Planned	Q4 2018		TBD			TBD			TBD
Actual	11/2018								

SCOPE:	BUDGET:	FLAG:
School Choice Enhancement	\$100,000	COMMENTS: Planned date for Implementation phase shown as TBD will be provided after voting process has been completed by the school community.

*SCEP projects follows a three-phase design process that begins with planning/design, followed by implementation and finally completion when all items have been delivered and installed.



Pinewood Elementary School

1 600 SW 83 AVENUE, NORTH LAUDERDALE 33068

Location Num	2811
Board District	4
Board Member	Lori Alhadeff
ADEFP Budget*	\$4,656,000
Total Facilities Budget	\$4,406,000

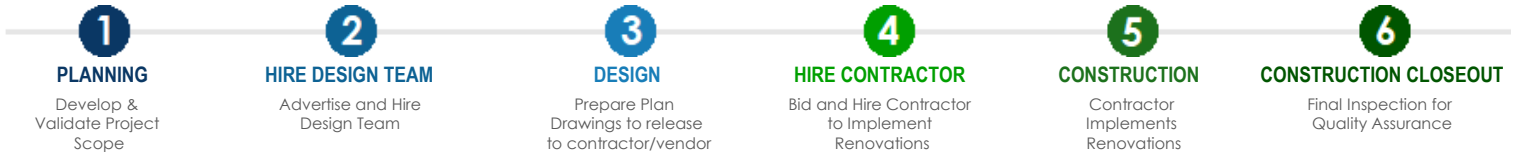
***NOTE** This quarter reflects the Adopted District Educational Facilities Plan total budget as approved by SBBC in September 2019. This budget includes Technology improvements and Musical Instruments Replacements which are not included in this section of the report.
 - All dates are based on calendar year. SMART funded projects are included. Only
 - Projects without expenditures to date may not show up in the "Financially Active Project Detail Schedule".

PRIMARY PROJECTS CURRENT STATUS: **Construction**

Primary Renovation: Construction in progress. HVAC Test and Balance and Reroofing of Buildings 1, 3, and 4 is in progress. Pending supplementary services for Architect for Media Center change order. Pending contractor change order for the Media Center flooring.

School Choice Enhancements: COMPLETED 03/2020 - Voting completed 9/20/16. Laptops, laptop carts, and two-way radios delivered 12/2016. Portable sound system delivered 06/2017. Electric Strike completed 09/2018. Marquee installed and functional 10/2018. (6) Two way radios delivered 10/2018. Laptops and Desktops delivered 09/2019. Verifying the final costs of the FM work order to determine that all funds have been expended.

SMART Facilities Update By Project



Primary Renovation

Phase: **90% Complete**

SCHEDULE: (Calendar Year)	1: Planning	2: Hire A/E	3: Design	4: Hire Contractor	5: Construction	6: Closeout
Planned	Q4 2016	Q4 2016	Q2 2017	Q4 2017	Q2 2018	Q2 2019
New Planned	Q4 2016	Q4 2016	Q2 2017	Q1 2019	Q2 2019	Q2 2020
Actual/Forecast	10/20/2016	10/20/2016	4/20/2017	1/17/2019	7/29/2019	10/2/2020

SCOPE:	BUDGET:
Additional Funding - Board Approved 06/11/19 (JJ-1)	\$2,398,000
Bldg Envelope Impr. (Roof, Window, Ext Wall, etc.)	\$862,000
Fire Sprinklers	\$732,000
HVAC Improvements	\$122,000
Media Center improvements	\$192,000

FLAG: S - Project Delayed

COMMENTS:
 The milestone schedule for construction was found to be unrealistic. The duration of construction has been extended during the bid and award phase. The original contractual date of substantial completion is 10/2/2020. Project is currently on pace.

FLAG KEY: S=Schedule B= Budget

S-Project Delayed=Schedule: Project has missed the planned milestone date for progressing to the next phase in the process.

S-Delay Possible=Schedule: Reflects a possibility of the project missing the planned milestone date for progressing to next phase in the process.

B=Budget: reflects a need for board approved increase in funding based on bid and/or change order results.

Pinewood Elementary School

SMART Facilities Update by Project Cont.

School Choice Enhancements*

Phase: **99%** Complete

SCHEDULE:	PH:1 Planning/Design	PH:2 Implement	PH:3 Complete
Planned	Q1 2015	Q3 2016	Q1 2020
Actual	11/2015	09/2016	03/2020

SCOPE:

School Choice Enhancement

BUDGET:

\$100,000

FLAG:

COMMENTS:

All items approved by voting process have been purchased, delivered and installed. Budget reconciliation is in progress.

*SCEP projects follows a three-phase design process that begins with planning/design, followed by implementation and finally completion when all items have been delivered and installed.



Pioneer Middle School

5350 SW 90 AVENUE, COOPER CITY 33328

Location Num	2571
Board District	6
Board Member	Laurie Rich Levinson
ADEFP Budget*	\$12,592,193
Total Facilities Budget	\$11,935,193

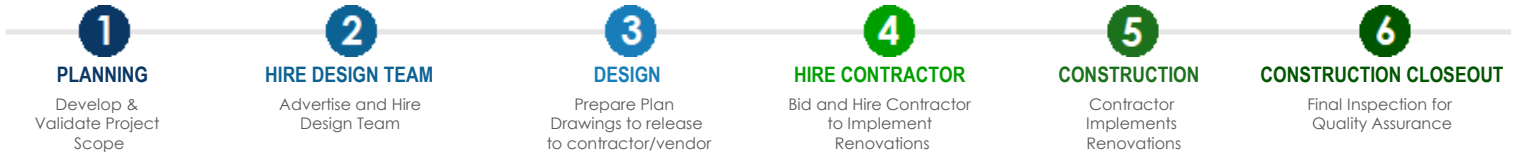
***NOTE** This quarter reflects the Adopted District Educational Facilities Plan total budget as approved by SBBC in September 2019. This budget includes Technology improvements and Musical Instruments Replacements which are not included in this section of the report.
 - All dates are based on calendar year. SMART funded projects are included. Only
 - Projects without expenditures to date may not show up in the "Financially Active Project Detail Schedule".

PRIMARY PROJECTS CURRENT STATUS: **Construction**

Primary Renovation: Construction is in progress. Fire Protection piping is undergoing testing for life expectancy. Electrical and re-roofing work has begun. Roofing work is in progress. Media Center improvements are complete and pending furniture delivery. Restroom demolition is complete with new installation in progress.

School Choice Enhancements: COMPLETED 10/2019 - Voting completed 5/19/17. Office chairs, stage lectern, podium, instrument storage, conference room and planning updates delivered 07/2017. Office furniture delivered 08/2017. Front Office, Dean's Office, conference room and planning room additional furniture delivered 01/2018. Marquee installed and completed 08/2018. Teachers desk and armless chairs delivered 04/2019.

SMART Facilities Update By Project



Primary Renovation

Phase: **55% Complete**

SCHEDULE: (Calendar Year)	1: Planning	2: Hire A/E	3: Design	4: Hire Contractor	5: Construction	6: Closeout
Planned	Q2 2016	Q3 2016	Q1 2017	Q4 2017	Q2 2018	Q3 2019
New Planned	Q2 2016	Q3 2016	Q1 2017	Q2 2019	Q3 2019	Q2 2021
Actual/Forecast	6/17/2016	8/16/2016	2/14/2017	3/7/2019	9/6/2019	12/5/2020

SCOPE:	BUDGET:
Additional Funding - Board Approved 07/23/19 (JJ-2)	\$3,467,193
Bldg Envelope Impr. (Roof, Window, Ext Wall, etc.)	\$2,018,000
Fire Sprinkler Protection. Upgrade lighting to T8 and Emergency Lighting	\$1,550,000
HVAC Improvements	\$4,011,000
Media Center improvements	\$633,000
Safety / Security Upgrade	\$86,000

FLAG:

COMMENTS:
 Original contractual date of substantial completion is 12/5/2020. Project is currently on pace.

FLAG KEY: S=Schedule B= Budget

S-Project Delayed=Schedule: Project has missed the planned milestone date for progressing to the next phase in the process.

S-Delay Possible=Schedule: Reflects a possibility of the project missing the planned milestone date for progressing to next phase in the process.

B=Budget: reflects a need for board approved increase in funding based on bid and/or change order results.

Pioneer Middle School

SMART Facilities Update by Project Cont.

Track							
Phase: 100% Complete							
SCHEDULE: (Calendar Year)	1: Planning	2: Hire A/E	3: Design	4: Hire Contractor	5: Construction	6: Closeout	
Planned	N/A	N/A	N/A	N/A	N/A	N/A	N/A
Actual/Forecast	N/A	N/A	N/A	N/A	4/9/2016	5/9/2016	5/9/2016
SCOPE:	BUDGET:		FLAG:				
Track Resurfacing	\$70,000		<div style="border: 1px solid black; padding: 5px; min-height: 30px;"> COMMENTS: </div>				

School Choice Enhancements*				
Phase: 100% Complete				
SCHEDULE:	PH:1 Planning/Design	PH:2 Implement	PH:3 Complete	
Planned	Q4 2016	Q2 2017	Q4 2018	Q4 2018
Actual	12/2016	05/2017	10/2019	10/2019
SCOPE:	BUDGET:		FLAG:	
School Choice Enhancement	\$100,000		<div style="border: 1px solid black; padding: 5px; min-height: 30px;"> COMMENTS: </div>	

*SCEP projects follows a three-phase design process that begins with planning/design, followed by implementation and finally completion when all items have been delivered and installed.



Piper High School

8000 NW 44 STREET, SUNRISE 33351

Location Num	1901
Board District	5
Board Member	Dr. Rosalind Osgood
ADEFP Budget*	\$21,555,400
Total Facilities Budget	\$20,172,400

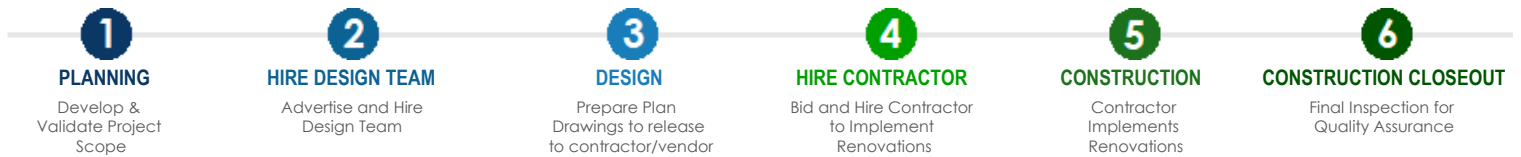
***NOTE** This quarter reflects the Adopted District Educational Facilities Plan total budget as approved by SBBC in September 2019. This budget includes Technology improvements and Musical Instruments Replacements which are not included in this section of the report.
 - All dates are based on calendar year. SMART funded projects are included. Only
 - Projects without expenditures to date may not show up in the "Financially Active Project Detail Schedule".

PRIMARY PROJECTS CURRENT STATUS: **Construction**

Primary Renovation: Construction in progress. Submittals and shop drawings are being prepared.

School Choice Enhancements: COMPLETED 6/12/2018 - Voting completed 5/5/16. Picnic tables delivered 12/2016. Equipment for the main auditorium sound system, the mini auditorium and the gym sound systems delivered 08/2017. Main Auditorium sound system installed 12/2017. Installation for Mini Auditorium sound system and Gym sound system delivered 01/2018. Microphones delivered 03/2018. Desktops delivered 06/2018.

SMART Facilities Update By Project



Primary Renovation

Phase: **5% Complete**

SCHEDULE: (Calendar Year)	1: Planning	2: Hire A/E	3: Design	4: Hire Contractor	5: Construction	6: Closeout
Planned	Q1 2016	Q1 2016	Q3 2016	Q4 2017	Q1 2018	Q3 2019
New Planned	Q1 2016	Q1 2016	Q3 2016	Q3 2019	Q1 2020	Q2 2022
Actual/Forecast	1/6/2016	3/15/2016	8/29/2016	11/8/2019	5/4/2020	8/31/2021

SCOPE:	BUDGET:
Additional Funding - Board Approved 2/4/20 (JJ-2)	\$5,570,400
Bldg Envelope Impr. (Roof, Window, Ext Wall, etc.)	\$4,236,000
Electrical Improvements	\$266,000
Fire Sprinklers	\$494,000
HVAC Improvements	\$6,161,000
Media Center improvements	\$693,000
Safety / Security Upgrade	\$212,000
STEM Lab improvements	\$2,319,000

FLAG:
COMMENTS: Original contractual date of substantial completion is 8/31/2021. Project is currently on pace.

FLAG KEY: S=Schedule B= Budget

S-Project Delayed=Schedule: Project has missed the planned milestone date for progressing to the next phase in the process.

S-Delay Possible=Schedule: Reflects a possibility of the project missing the planned milestone date for progressing to next phase in the process.

B=Budget: reflects a need for board approved increase in funding based on bid and/or change order results.

Piper High School

SMART Facilities Update by Project Cont.

Weight Room

Phase: **100%** Complete

SCHEDULE: (Calendar Year)	1: Planning	2: Hire A/E	3: Design	4: Hire Contractor	5: Construction	6: Closeout
Planned	Q1 2017	Q1 2017	Q2 2017	Q2 2017	Q3 2017	Q3 2017
Actual/Forecast	3/8/2017	3/15/2017	6/8/2017	6/23/2017	7/20/2017	11/22/2017

SCOPE: Weight Room Renovation	BUDGET: \$121,000	FLAG: COMMENTS:
---	-----------------------------	----------------------------------

School Choice Enhancements*

Phase: **100%** Complete

SCHEDULE:	PH:1 Planning/Design	PH:2 Implement	PH:3 Complete
Planned	Q1 2015	Q2 2017	Q2 2018
Actual	11/2015	05/2017	06/2018

SCOPE: School Choice Enhancement	BUDGET: \$100,000	FLAG: COMMENTS:
--	-----------------------------	----------------------------------

*SCEP projects follows a three-phase design process that begins with planning/design, followed by implementation and finally completion when all items have been delivered and installed.



Plantation Elementary School

651 NW 42 AVENUE, PLANTATION 33317

Location Num	0941
Board District	5
Board Member	Dr. Rosalind Osgood
ADEFP Budget*	\$483,000
Total Facilities Budget	\$245,000

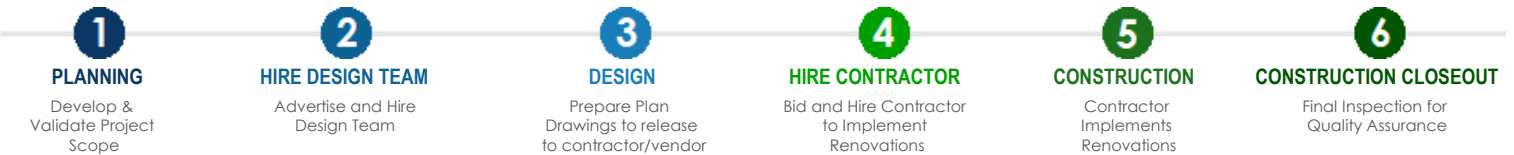
***NOTE** This quarter reflects the Adopted District Educational Facilities Plan total budget as approved by SBBC in September 2019. This budget includes Technology improvements and Musical Instruments Replacements which are not included in this section of the report.
 - All dates are based on calendar year. SMART funded projects are included. Only
 - Projects without expenditures to date may not show up in the "Financially Active Project Detail Schedule".

PRIMARY PROJECTS CURRENT STATUS: Complete

Primary Renovation: Test and Balance services is completed by a licensed contractor without standard design services. Test and Balance report submitted. Final repairs are pending prior to completion of the project.

School Choice Enhancements: COMPLETED 03/2020 - Voting completed prior to Facilities approval. Meeting held with school staff on 1/30/17 to review and coordinate scope and budget. Revoting completed 5/3/2018. Two(2) electric strikes, Golf Cart delivered 9/2018. Cafeteria sound system delivered 10/2018. (10) Student Benches in Car Rider Area delivered 10/2018. Cafeteria Stage Curtains delivered and installed 12/2018. Welcome center, front office furniture and stackable chairs delivered 04/2019. Digital marquee permit issued 03/2019; pre-construction meeting held 5/7/2019. Marquee installed and functional 06/2019.

SMART Facilities Update By Project



Primary Renovation

Phase: **10% Complete**

SCHEDULE: (Calendar Year)	1: Planning	2: Hire A/E	3: Design	4: Hire Contractor	5: Construction	6: Closeout
Planned	Q4 2017	N/A	N/A	Q2 2019	Q1 2020	Q2 2020
New Planned	Q4 2017	N/A	N/A	Q2 2019	Q1 2020	Q2 2020
Actual/Forecast	5/1/2017	N/A	N/A	5/29/2018	10/2/2018	5/1/2020

SCOPE: HVAC Improvements
BUDGET: \$145,000

FLAG:
COMMENTS:

FLAG KEY: S=Schedule B= Budget

S-Project Delayed=Schedule: Project has missed the planned milestone date for progressing to the next phase in the process.

S-Delay Possible=Schedule: Reflects a possibility of the project missing the planned milestone date for progressing to next phase in the process.

B=Budget: reflects a need for board approved increase in funding based on bid and/or change order results.

Plantation Elementary School

SMART Facilities Update by Project Cont.

School Choice Enhancements*

Phase: **99%** Complete

SCHEDULE:	PH:1 Planning/Design	PH:2 Implement	PH:3 Complete
Planned	Q1 2015	Q2 2018	Q1 2020
Actual	11/2015	05/2018	03/2020

SCOPE:

School Choice Enhancement

BUDGET:

\$100,000

FLAG:

COMMENTS:

All items approved by voting process have been delivered and installed. School is determining how to spend the remaining funding from the contingency portion of the SCEP funding.

*SCEP projects follows a three-phase design process that begins with planning/design, followed by implementation and finally completion when all items have been delivered and installed.



Plantation High School

6901 NW 16 STREET, PLANTATION 33313

Location Num	1451
Board District	5
Board Member	Dr. Rosalind Osgood
ADEFP Budget*	\$16,883,993
Total Facilities Budget	\$15,470,000

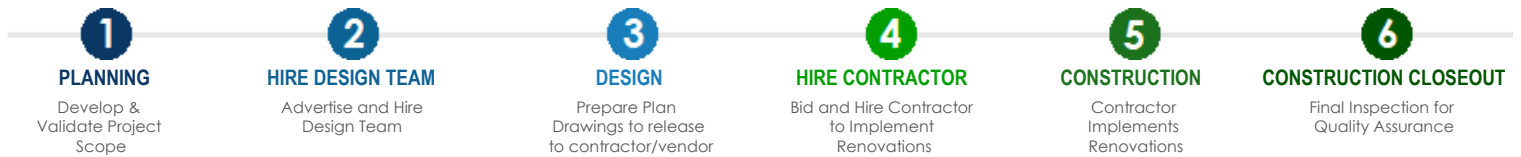
***NOTE** This quarter reflects the Adopted District Educational Facilities Plan total budget as approved by SBBC in September 2019. This budget includes Technology improvements and Musical Instruments Replacements which are not included in this section of the report.
 - All dates are based on calendar year. SMART funded projects are included. Only
 - Projects without expenditures to date may not show up in the "Financially Active Project Detail Schedule".

PRIMARY PROJECTS CURRENT STATUS: Design

Primary Renovation: 100% design is in review.

School Choice Enhancements: COMPLETED 03/2020 - Voting authorized 5/31/18 - Voting Completed 6/12/18 - Golf Cart delivered 10/2018. (2) Gym scoreboards, indoor furniture for Front Office delivered 02/2019. Speaker system for the gym installation completed 04/2019. (2) Gym scoreboards installed 06/2019. Marquee permitted 7/19/2019; pre-construction meeting held 8/2019; construction began 10/28/2019. Marquee completed and functional 12/2019.

SMART Facilities Update By Project



Primary Renovation

Phase: **92% Complete**

SCHEDULE: (Calendar Year)	1: Planning	2: Hire A/E	3: Design	4: Hire Contractor	5: Construction	6: Closeout
Planned	Q1 2017	Q1 2017	Q4 2017	Q3 2018	Q1 2019	Q1 2020
New Planned	Q1 2017	Q1 2017	Q4 2017	Q4 2019	Q1 2020	Q1 2022
Actual/Forecast	1/9/2017	3/13/2017	10/16/2017	Q4 2020		

SCOPE:	BUDGET:
Bldg Envelope Impr. (Roof, Window, Ext Wall, etc.)	\$2,725,000
Fire Sprinklers	\$1,978,000
HVAC Improvements	\$6,312,000
Media Center improvements	\$772,000
Replace Building 2	\$1,192,000
Safety / Security Upgrade	\$57,000
STEM Lab improvements	\$1,913,000

FLAG: S - Project Delayed

COMMENTS:
 Reason: Delays occurred in design due to changes in the scope related to the art room. Remedy: Board approval was received to demolish Building 2 and relocate the art room to Building 1.

FLAG KEY: S=Schedule B= Budget

S-Project Delayed=Schedule: Project has missed the planned milestone date for progressing to the next phase in the process.

S-Delay Possible=Schedule: Reflects a possibility of the project missing the planned milestone date for progressing to next phase in the process.

B=Budget: reflects a need for board approved increase in funding based on bid and/or change order results.

Plantation High School

SMART Facilities Update by Project Cont.

Weight Room

Phase: **100%** Complete

SCHEDULE: (Calendar Year)	1: Planning	2: Hire A/E	3: Design	4: Hire Contractor	5: Construction	6: Closeout
Planned	Q4 2017	Q4 2017	Q4 2017	Q2 2018	Q2 2018	Q3 2018
Actual/Forecast	9/18/2017	10/26/2017	11/6/2017	3/31/2018	4/2/2018	7/18/2018

SCOPE: Weight Room Renovation	BUDGET: \$121,000	FLAG: COMMENTS:
---	-----------------------------	----------------------------------

Track

Phase: **100%** Complete

SCHEDULE: (Calendar Year)	1: Planning	2: Hire A/E	3: Design	4: Hire Contractor	5: Construction	6: Closeout
Planned	N/A	N/A	Q1 2017	N/A	Q4 2017	Q1 2018
Actual/Forecast	9/26/2017	10/3/2017	10/4/2017	11/7/2017	11/7/2017	3/21/2018

SCOPE: Track Resurfacing	BUDGET: \$300,000	FLAG: COMMENTS:
------------------------------------	-----------------------------	----------------------------------

School Choice Enhancements*

Phase: **99%** Complete

SCHEDULE:	PH:1 Planning/Design	PH:2 Implement	PH:3 Complete
Planned	Q4 2017	Q2 2018	Q1 2020
Actual	11/2017	05/2018	03/2020

SCOPE: School Choice Enhancement	BUDGET: \$100,000	FLAG: COMMENTS: All items approved by voting process have been delivered and installed. School is determining how to spend the remaining funding from the contingency portion of the SCEP funding.
--	-----------------------------	--

*SCEP projects follows a three-phase design process that begins with planning/design, followed by implementation and finally completion when all items have been delivered and installed.



Plantation Middle School

6600 W SUNRISE BOULEVARD, PLANTATION 33313

Location Num	0551
Board District	5
Board Member	Dr. Rosalind Osgood
ADEFP Budget*	\$7,115,300
Total Facilities Budget	\$6,736,300

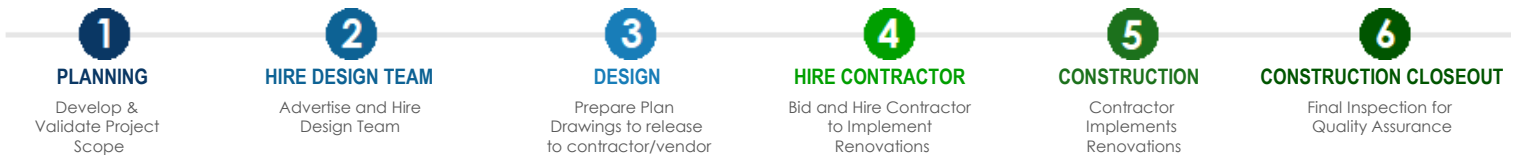
***NOTE** This quarter reflects the Adopted District Educational Facilities Plan total budget as approved by SBBC in September 2019. This budget includes Technology improvements and Musical Instruments Replacements which are not included in this section of the report.
 - All dates are based on calendar year. SMART funded projects are included. Only
 - Projects without expenditures to date may not show up in the "Financially Active Project Detail Schedule".

PRIMARY PROJECTS CURRENT STATUS: Hire Contractor

Primary Renovation: Contractor procurement in progress. Notice to Proceed is pending execution.

School Choice Enhancements: COMPLETED - Voting authorized 3/5/2018 - Voting completed 4/13/18. Exterior Paint completed 12/2018. Students chairs and Restructuring of Front Office and furniture is on order. Exterior Paint for (3) Logos complete 02/2019. Marquee permitted 06/2019; structural installation complete 10/2019. Restructured for Front Office completed 11/2019.

SMART Facilities Update By Project



Primary Renovation

Phase: **95% Complete**

SCHEDULE: (Calendar Year)	1: Planning	2: Hire A/E	3: Design	4: Hire Contractor	5: Construction	6: Closeout
Planned	Q1 2016	Q2 2016	Q1 2017	Q1 2018	Q2 2018	Q2 2019
New Planned	Q1 2016	Q2 2016	Q1 2017	Q1 2019	Q2 2019	Q2 2020
Actual/Forecast	2/24/2016	5/10/2016	2/1/2017	4/5/2019	Q3 2020	

SCOPE:	BUDGET:
Additional Funding - Board Approved 03/03/20 (JJ-1)	\$3,188,300
Bldg Envelope Impr. (Roof, Window, Ext Wall, etc.)	\$1,796,000
Electrical Improvements	\$277,000
Fire Sprinklers	\$585,000
HVAC Improvements	\$235,000
Media Center improvements	\$555,000

FLAG: S - Project Delayed

COMMENTS:

Reason: Delays experienced during design due to permits required by outside agencies which were not submitted for in a timely manner by the design firm. A roofing reality check has been completed and the project has advertised for bid. Remedy: Board approval of contractor took place in March 2020. Pending execution of the Notice to Proceed.

FLAG KEY: S=Schedule B= Budget

S-Project Delayed=Schedule: Project has missed the planned milestone date for progressing to the next phase in the process.

S-Delay Possible=Schedule: Reflects a possibility of the project missing the planned milestone date for progressing to next phase in the process.

B=Budget: reflects a need for board approved increase in funding based on bid and/or change order results.

Plantation Middle School

SMART Facilities Update by Project Cont.

School Choice Enhancements*

Phase: **100%** Complete

SCHEDULE:	PH:1 Planning/Design	PH:2 Implement	PH:3 Complete
Planned	Q1 2016	Q2 2018	Q4 2018
Actual	01/2016	04/2018	11/2019

SCOPE:	BUDGET:	FLAG:
School Choice Enhancement	\$100,000	COMMENTS:

*SCEP projects follows a three-phase design process that begins with planning/design, followed by implementation and finally completion when all items have been delivered and installed.



Plantation Park Elementary School

875 SW 54 AVENUE, PLANTATION 33317

Location Num	1251
Board District	6
Board Member	Laurie Rich Levinson
ADEFP Budget*	\$2,342,000
Total Facilities Budget	\$2,083,000

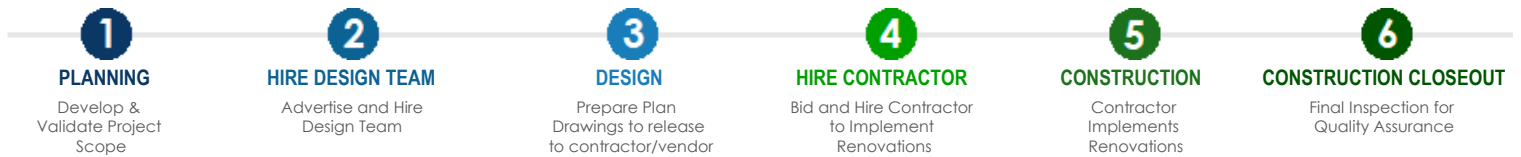
***NOTE** This quarter reflects the Adopted District Educational Facilities Plan total budget as approved by SBBC in September 2019. This budget includes Technology improvements and Musical Instruments Replacements which are not included in this section of the report.
 - All dates are based on calendar year. SMART funded projects are included. Only
 - Projects without expenditures to date may not show up in the "Financially Active Project Detail Schedule".

PRIMARY PROJECTS CURRENT STATUS: Hire Contractor

Primary Renovation: Contractor procurement in progress. Pending advertisement for bids.

School Choice Enhancements: Kick-off meeting held 12/18/2018. Voting authorized 5/6/2019. Voting completed 5/24/2019. Window wraps, Morning Show Equipment, Aiphone on main entrance and strike on interior door are on order. Lockdown shades delivered and installed 7/2019. Window wraps; Aiphone at the Single Point of Entry and strike on the secondary door delivered 09/2019. Morning Show Equipment delivered 10/2019.

SMART Facilities Update By Project



Primary Renovation

Phase: **15% Complete**

SCHEDULE: (Calendar Year)	1: Planning	2: Hire A/E	3: Design	4: Hire Contractor	5: Construction	6: Closeout
Planned	Q1 2018	Q2 2018	Q1 2019	Q3 2019	Q1 2020	Q3 2020
New Planned	Q1 2018	Q2 2018	Q1 2019	Q1 2020	Q2 2020	Q2 2021
Actual/Forecast	11/13/2017	12/19/2017	8/20/2018	4/6/2020	Q3 2021	

SCOPE:	BUDGET:
Bldg Envelope Impr. (Roof, Window, Ext Wall, etc.)	\$817,000
Fire Alarm	\$294,000
HVAC Improvements	\$716,000
Media Center improvements	\$156,000

FLAG: S - Project Delayed

COMMENTS:
 Reason: Delays occurred during the design phase. The design firm took an above average amount of time to respond to Building Department comments and receive a Letter of Recommendation to Permit. Remedy: Letter of Recommendation to Permit has been received. Pending advertisement for bids.

FLAG KEY: S=Schedule B= Budget

S-Project Delayed=Schedule: Project has missed the planned milestone date for progressing to the next phase in the process.

S-Delay Possible=Schedule: Reflects a possibility of the project missing the planned milestone date for progressing to next phase in the process.

B=Budget: reflects a need for board approved increase in funding based on bid and/or change order results.

Plantation Park Elementary School

SMART Facilities Update by Project Cont.

School Choice Enhancements*

Phase: **28%** Complete

SCHEDULE:	PH:1 Planning/Design	PH:2 Implement	PH:3 Complete
Planned	Q4 2018	Q2 2019	TBD
Actual	11/2018	05/2019	TBD

SCOPE:

School Choice Enhancement

BUDGET:

\$100,000

FLAG:

COMMENTS:

Planned dates shown as TBD will be provided after all items have been ordered and funds allocated.

*SCEP projects follows a three-phase design process that begins with planning/design, followed by implementation and finally completion when all items have been delivered and installed.



Pompano Beach Elementary School

700 NE 13 AVENUE, POMPANO BEACH 33060

Location Num	0751
Board District	7
Board Member	Nora Rupert
ADEFP Budget*	\$6,969,551
Total Facilities Budget	\$6,714,551

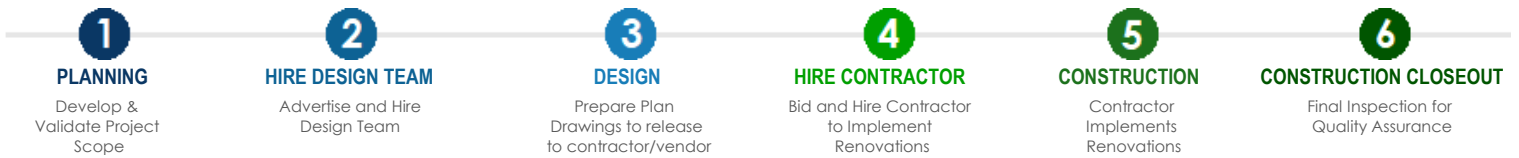
***NOTE** This quarter reflects the Adopted District Educational Facilities Plan total budget as approved by SBBC in September 2019. This budget includes Technology improvements and Musical Instruments Replacements which are not included in this section of the report.
 - All dates are based on calendar year. SMART funded projects are included. Only
 - Projects without expenditures to date may not show up in the "Financially Active Project Detail Schedule".

PRIMARY PROJECTS CURRENT STATUS: **Construction**

Primary Renovation: Construction in progress. All roofing scope has been completed. Fire Alarm, HVAC, and Electrical work is nearing completion. Issues with Fan Coil Unit leakage is being investigated. Chiller and Cooling Tower installation is in progress.

School Choice Enhancements: COMPLETED 07/2017 - Voting completed 8/19/16. Student laptops and laptop carts delivered 11/2016. Classroom furniture, desks, chairs, bookshelves, tables delivered 03/2017. Classroom furniture including desks and chairs delivered 07/2017. Additional furniture delivered 08/2017.

SMART Facilities Update By Project



Primary Renovation

Phase: **95% Complete**

SCHEDULE: (Calendar Year)	1: Planning	2: Hire A/E	3: Design	4: Hire Contractor	5: Construction	6: Closeout
Planned	Q1 2016	Q2 2016	Q4 2016	Q3 2017	Q1 2018	Q1 2019
New Planned	Q1 2016	Q2 2016	Q4 2016	Q3 2017	Q1 2019	Q2 2020
Actual/Forecast	3/9/2016	5/17/2016	11/10/2016	6/14/2018	2/15/2019	9/1/2020

SCOPE:	BUDGET:
Additional Funding - Board Approved 01/15/19 (JJ-3)	\$1,390,551
Bldg Envelope Impr. (Roof, Window, Ext Wall, etc.)	\$981,000
Electrical Improvements	\$250,000
Fire Alarm	\$251,000
Fire Sprinklers	\$639,000
HVAC Improvements	\$1,903,000
Improvements to or Replacement of building 3	\$1,200,000

FLAG: S - Project Delayed

COMMENTS:

Original contractual date of substantial completion is 4/16/2020. Project is currently delayed by five months. Contractor has submitted for a time extension which is currently in review.

FLAG KEY: S=Schedule B= Budget

S-Project Delayed=Schedule: Project has missed the planned milestone date for progressing to the next phase in the process.

S-Delay Possible=Schedule: Reflects a possibility of the project missing the planned milestone date for progressing to next phase in the process.

B=Budget: reflects a need for board approved increase in funding based on bid and/or change order results.

Pompano Beach Elementary School

SMART Facilities Update by Project Cont.

School Choice Enhancements*

Phase: **100%** Complete

SCHEDULE:	PH:1 Planning/Design	PH:2 Implement	PH:3 Complete
Planned	Q1 2016	Q3 2016	Q4 2017
Actual	01/2016	08/2016	07/2017

SCOPE:	BUDGET:	FLAG:
School Choice Enhancement	\$100,000	COMMENTS:

*SCEP projects follows a three-phase design process that begins with planning/design, followed by implementation and finally completion when all items have been delivered and installed.



Pompano Beach High School

600 NE 13 AVENUE, POMPANO BEACH 33060

Location Num	0185
Board District	7
Board Member	Nora Rupert
ADEFP Budget*	\$3,951,000
Total Facilities Budget	\$3,165,000

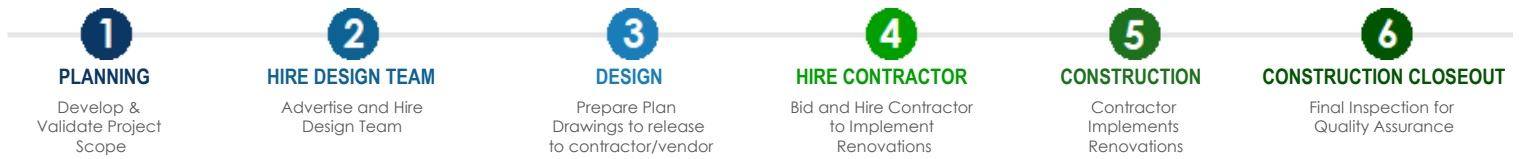
***NOTE** This quarter reflects the Adopted District Educational Facilities Plan total budget as approved by SBBC in September 2019. This budget includes Technology improvements and Musical Instruments Replacements which are not included in this section of the report.
 - All dates are based on calendar year. SMART funded projects are included. Only
 - Projects without expenditures to date may not show up in the "Financially Active Project Detail Schedule".

PRIMARY PROJECTS CURRENT STATUS: Design

Primary Renovation: 100% Construction Documents in review. Pending District decision on possible scope changes.

School Choice Enhancements: Voting complete 4/18/2019. Football scoreboard drawings submitted for permitting 12/9/2019. Permit issued 05/2020; fabrication LT 9 weeks. Installation of Aiphone Master & Sub-master in F101; Aiphone in F270; Camera at Post entry F262; Door Strike at F116 - Guidance Office; Door Strike at F147 - Media Center completed 03/2020.

SMART Facilities Update By Project



Primary Renovation

Phase: **91% Complete**

SCHEDULE: (Calendar Year)	1: Planning	2: Hire A/E	3: Design	4: Hire Contractor	5: Construction	6: Closeout
Planned	Q1 2018	Q2 2018	Q1 2019	Q3 2019	Q1 2020	Q3 2020
New Planned	Q1 2018	Q2 2018	Q1 2019	Q1 2020	Q3 2020	Q3 2021
Actual/Forecast	8/1/2017	10/6/2017	3/28/2018	Q4 2020		

SCOPE:	BUDGET:
Art Room Renovation and Equipment	\$110,000
Bldg Envelope Impr. (Roof, Window, Ext Wall, etc.)	\$468,000
Conversion of Existing Space to Music and/or Art Lab(s)	\$337,000
Fire Sprinklers	\$914,000
HVAC Improvements	\$815,000

FLAG: S - Project Delayed

COMMENTS:

Reason: Delays have occurred during the design phase. The design firm has missed multiple submission deadlines throughout the design process. Remedy: The owner will be enforcing terms of the contract for delays.

Track

Phase: **100% Complete**

SCHEDULE: (Calendar Year)	1: Planning	2: Hire A/E	3: Design	4: Hire Contractor	5: Construction	6: Closeout
Planned	Q3 2017	Q4 2017	Q4 2017	Q4 2017	Q4 2017	Q1 2018
Actual/Forecast	9/28/2017	10/6/2017	10/7/2017	11/21/2017	12/4/2017	2/21/2018

SCOPE:	BUDGET:
Track Resurfacing	\$300,000

FLAG:

COMMENTS:

FLAG KEY: S=Schedule B= Budget

S-Project Delayed=Schedule: Project has missed the planned milestone date for progressing to the next phase in the process.

S-Delay Possible=Schedule: Reflects a possibility of the project missing the planned milestone date for progressing to next phase in the process.

B=Budget: reflects a need for board approved increase in funding based on bid and/or change order results.

Pompano Beach High School

SMART Facilities Update by Project Cont.

Weight Room

Phase: **100%** Complete

SCHEDULE: (Calendar Year)	1: Planning	2: Hire A/E	3: Design	4: Hire Contractor	5: Construction	6: Closeout
Planned	Q4 2017	Q4 2017	Q4 2017	Q2 2018	Q2 2018	Q3 2018
Actual/Forecast	1/2/2018	1/9/2018	2/5/2018	4/17/2018	4/24/2018	9/21/2018

SCOPE: Weight Room Renovation	BUDGET: \$121,000	FLAG: COMMENTS:
---	-----------------------------	----------------------------------

School Choice Enhancements*

Phase: **27%** Complete

SCHEDULE:	PH:1 Planning/Design	PH:2 Implement	PH:3 Complete
Planned	Q4 2018	Q2 2019	TBD
Actual	11/2018	04/2019	TBD

SCOPE: School Choice Enhancement	BUDGET: \$100,000	FLAG: COMMENTS: Planned dates shown as TBD will be provided after all items have been ordered and funds allocated.
--	-----------------------------	--

*SCEP projects follows a three-phase design process that begins with planning/design, followed by implementation and finally completion when all items have been delivered and installed.



Pompano Beach Middle School

310 NE 6 STREET, POMPANO BEACH 33060

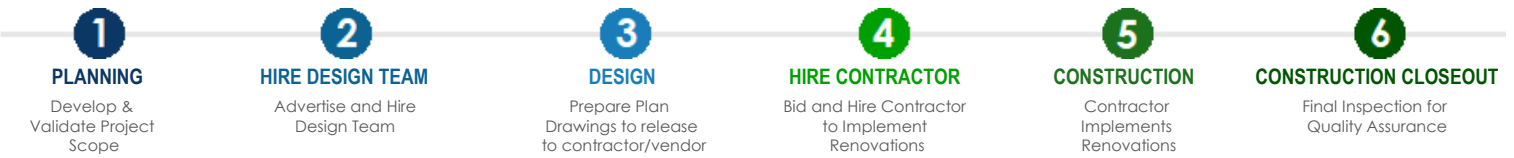
Location Num	0021
Board District	7
Board Member	Nora Rupert
ADEFP Budget*	\$13,364,180
Total Facilities Budget	\$12,971,180

***NOTE** This quarter reflects the Adopted District Educational Facilities Plan total budget as approved by SBBC in September 2019. This budget includes Technology improvements and Musical Instruments Replacements which are not included in this section of the report.
 - All dates are based on calendar year. SMART funded projects are included. Only
 - Projects without expenditures to date may not show up in the "Financially Active Project Detail Schedule".

PRIMARY PROJECTS CURRENT STATUS: **Construction**

Primary Renovation: Construction in progress. Demolition, abatement, and installation of ductwork in Building 1 is in progress. Framing of Building 5 is in progress. Fire alarm submittals have been approved and installation is in progress.. Chiller installation is in progress.
 School Choice Enhancements: COMPLETED 8/22/16. Indoor and outdoor furniture, replacement of science tables, replacement of teacher chairs and principal conference room chairs delivered 8/2017.

SMART Facilities Update By Project



Primary Renovation

Phase: **65% Complete**

SCHEDULE: (Calendar Year)	1: Planning	2: Hire A/E	3: Design	4: Hire Contractor	5: Construction	6: Closeout
Planned	Q1 2016	Q2 2016	Q4 2016	Q4 2017	Q1 2018	Q3 2019
New Planned	Q1 2016	Q2 2016	Q4 2016	Q4 2017	Q1 2019	Q3 2020
Actual/Forecast	3/16/2016	5/17/2016	11/16/2016	10/12/2018	3/19/2019	12/20/2020

SCOPE:	BUDGET:
Additional Funding - Board Approved 02/20/19 (JJ-6)	\$4,787,180
Bldg Envelope Impr. (Roof, Window, Ext Wall, etc.)	\$758,000
Fire Alarm	\$419,000
Fire Sprinklers	\$722,000
HVAC Improvements	\$2,609,000
Improvements to or Replacement of building 5	\$797,000
Media Center improvements	\$484,000
New SBS Modified roof and accessories on Bldgs 1, 2, 3, 5 and 8 incl. canopies (excluding aluminum canopies).	\$2,295,000

FLAG: S - Delay Possible

COMMENTS:

Original contractual date of substantial completion is 5/19/2020. Minor delays are being experienced related to the fire alarm submittal approval. Delays will continue until the fire alarm submittal is correct from the contractor. Update: The project is experiencing delays due to construction issues related to the design documents. The contractor will be submitting a time extension request.

FLAG KEY: S=Schedule B= Budget

S-Project Delayed=Schedule: Project has missed the planned milestone date for progressing to the next phase in the process.

S-Delay Possible=Schedule: Reflects a possibility of the project missing the planned milestone date for progressing to next phase in the process.

B=Budget: reflects a need for board approved increase in funding based on bid and/or change order results.

Pompano Beach Middle School

SMART Facilities Update by Project Cont.

School Choice Enhancements*

Phase: **100%** Complete

SCHEDULE:	PH:1 Planning/Design	PH:2 Implement	PH:3 Complete
Planned	Q1 2015	N/A	Q3 2016
Actual	11/2015	N/A	08/2016

SCOPE:	BUDGET:	FLAG:
School Choice Enhancement	\$100,000	COMMENTS:

*SCEP projects follows a three-phase design process that begins with planning/design, followed by implementation and finally completion when all items have been delivered and installed.



Quiet Waters Elementary School

4150 W HILLSBORO BOULEVARD, DEERFIELD BEACH 33442

Location Num	3121
Board District	7
Board Member	Nora Rupert
ADEFP Budget*	\$6,829,000
Total Facilities Budget	\$6,297,000

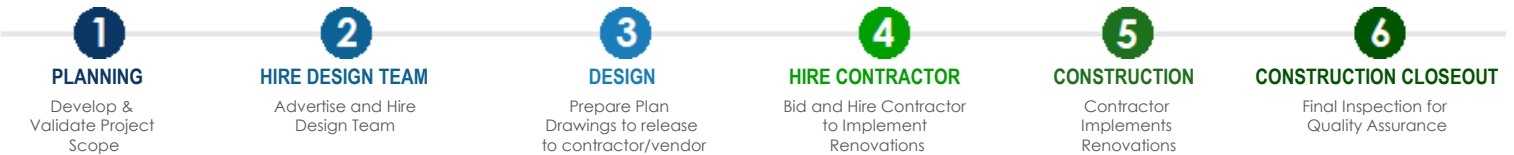
***NOTE** This quarter reflects the Adopted District Educational Facilities Plan total budget as approved by SBBC in September 2019. This budget includes Technology improvements and Musical Instruments Replacements which are not included in this section of the report.
 - All dates are based on calendar year. SMART funded projects are included. Only
 - Projects without expenditures to date may not show up in the "Financially Active Project Detail Schedule".

PRIMARY PROJECTS CURRENT STATUS: Construction

Primary Renovation: Construction in progress. The music and art rooms have been turned over to the school. HVAC work is nearing completion. Demolition work, and roofing work is in progress. Fire Protection redesign is taking place to incorporate new fire hydrant on school property.

School Choice Enhancements: Voting authorized 4/30/18 - Voting completed 06/2018 - Picnic Tables. Electric Strike, (187) Laptops, (10) ThinkPad's delivered 11/2018. (5) Document Cameras, (5) Projectors delivered 06/2019. (200) Lenovo adapters delivered 08/2019. Digital marquee permitted 10/2/2019; pre-construction held 10/17/2019; construction began 12/2019. Marquee complete and functional 06/2020.

SMART Facilities Update By Project



Primary Renovation

Phase: **72% Complete**

SCHEDULE: (Calendar Year)	1: Planning	2: Hire A/E	3: Design	4: Hire Contractor	5: Construction	6: Closeout
Planned	Q1 2016	Q2 2016	Q3 2016	Q3 2017	Q4 2017	Q2 2019
New Planned	Q1 2016	Q2 2016	Q3 2016	Q3 2017	Q4 2018	Q1 2020
Actual/Forecast	2/10/2016	4/19/2016	9/13/2016	6/1/2018	11/14/2018	11/1/2020

SCOPE:	BUDGET:
Additional Funding - Board Approved 08/07/18 (JJ-11)	\$1,576,000
Art Room Renovation and Equipment	\$65,000
Bldg Envelope Impr. (Roof, Window, Ext Wall, etc.)	\$1,228,000
Conversion of Existing Space to Music and/or Art Lab(s)	\$339,000
Fire Sprinklers	\$737,000
HVAC Improvements	\$2,116,000
Music Room Renovation	\$136,000

FLAG: S - Project Delayed

COMMENTS:
 Original contractual date of substantial completion is 1/19/2020. Project is currently delayed by ten months. Contractor will be submitting for a time extension. Delay is due to the revised fire protection design to accommodate the new fire hydrant.

FLAG KEY: S=Schedule B= Budget

S-Project Delayed=Schedule: Project has missed the planned milestone date for progressing to the next phase in the process.

S-Delay Possible=Schedule: Reflects a possibility of the project missing the planned milestone date for progressing to next phase in the process.

B=Budget: reflects a need for board approved increase in funding based on bid and/or change order results.

Quiet Waters Elementary School

SMART Facilities Update by Project Cont.

School Choice Enhancements*

Phase: **89% Complete**

SCHEDULE:	PH:1 Planning/Design	PH:2 Implement	PH:3 Complete
Planned	Q1 2016	Q2 2018	Q2 2019
Actual	01/2016	06/2018	

SCOPE:

School Choice Enhancement

BUDGET:

\$100,000

FLAG: S - Project Delayed

COMMENTS:

Marquee design process caused previous delays. Marquee is now complete.

*SCEP projects follows a three-phase design process that begins with planning/design, followed by implementation and finally completion when all items have been delivered and installed.



Ramblewood Elementary School

8950 SHADOW WOOD BOULEVARD, CORAL SPRINGS 33071

Location Num	2721
Board District	4
Board Member	Lori Alhadeff
ADEFP Budget*	\$4,665,158
Total Facilities Budget	\$4,313,158

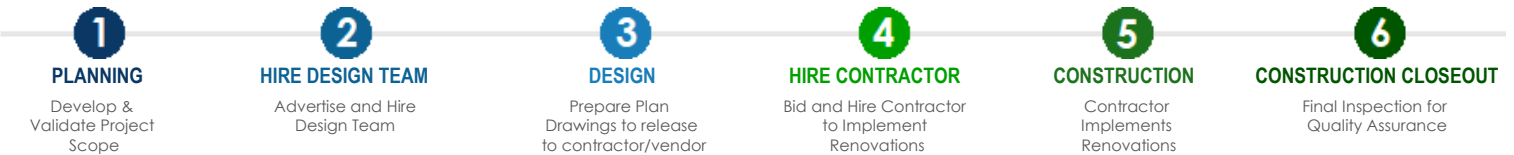
***NOTE** This quarter reflects the Adopted District Educational Facilities Plan total budget as approved by SBBC in September 2019. This budget includes Technology improvements and Musical Instruments Replacements which are not included in this section of the report.
 - All dates are based on calendar year. SMART funded projects are included. Only
 - Projects without expenditures to date may not show up in the "Financially Active Project Detail Schedule".

PRIMARY PROJECTS CURRENT STATUS: **Construction**

Primary Renovation: Construction in progress. Bathroom renovations and Media Center renovations nearing completion. HVAC improvements are in progress

School Choice Enhancements: Voting authorized 12/29/17. Voting completed 02/13/18 - Technology items will be ordered once the marquee and the playground upgrades are completed. Digital marquee permitted 11/2018; installation complete 04/2019. Playground upgrades preliminary review completed 09/2019; construction began 04/2020; construction completed 05/2020. (16) chairs on order.

SMART Facilities Update By Project



Primary Renovation

Phase: **46% Complete**

SCHEDULE: (Calendar Year)	1: Planning	2: Hire A/E	3: Design	4: Hire Contractor	5: Construction	6: Closeout
Planned	Q1 2016	Q2 2016	Q4 2016	Q3 2017	Q1 2018	Q2 2019
New Planned	Q1 2016	Q2 2016	Q4 2016	Q3 2017	Q1 2019	Q1 2020
Actual/Forecast	3/9/2016	5/17/2016	10/25/2016	9/4/2018	3/28/2019	12/1/2020

SCOPE:	BUDGET:
Additional Funding - Board Approved 12/18/18 (JJ-2)	\$1,353,158
Bldg Envelope Impr. (Roof, Window, Ext Wall, etc.)	\$490,000
Fire Sprinklers	\$702,000
HVAC Improvements	\$1,492,000
Media Center improvements	\$170,000
PE/Athletic Improvements	\$6,000

FLAG: S - Project Delayed

COMMENTS:
 Original contractual date of substantial completion is 4/6/2020. A delay of 2 months occurred during the bid and award phase which has not been recovered. Additional delays are being experienced related to roofing sub-permit and other shop drawings. Contractor will be submitting for a time extension.

FLAG KEY: S=Schedule B= Budget

S-Project Delayed=Schedule: Project has missed the planned milestone date for progressing to the next phase in the process.

S-Delay Possible=Schedule: Reflects a possibility of the project missing the planned milestone date for progressing to next phase in the process.

B=Budget: reflects a need for board approved increase in funding based on bid and/or change order results.

Ramblewood Elementary School

SMART Facilities Update by Project Cont.

School Choice Enhancements*

Phase: **80% Complete**

SCHEDULE:	PH:1 Planning/Design		PH:2 Implement		PH:3 Complete	
Planned	Q1 2016	Q1 2018		TBD		TBD
Actual	01/2016	02/2018				

SCOPE:

School Choice Enhancement

BUDGET:

\$100,000

FLAG:

COMMENTS:

Planned dates shown as TBD will be provided after all items have been ordered and funds allocated.

*SCEP projects follows a three-phase design process that begins with planning/design, followed by implementation and finally completion when all items have been delivered and installed.



Ramblewood Middle School

8505 W ATLANTIC BOULEVARD, CORAL SPRINGS 33071

Location Num	2711
Board District	4
Board Member	Lori Alhadeff
ADEFP Budget*	\$7,499,241
Total Facilities Budget	\$6,978,241

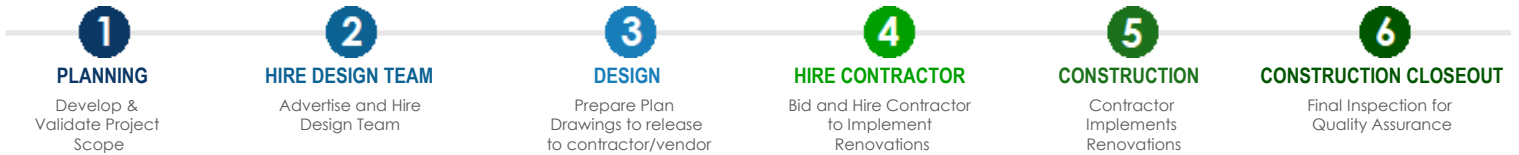
***NOTE** This quarter reflects the Adopted District Educational Facilities Plan total budget as approved by SBBC in September 2019. This budget includes Technology improvements and Musical Instruments Replacements which are not included in this section of the report.
 - All dates are based on calendar year. SMART funded projects are included. Only
 - Projects without expenditures to date may not show up in the "Financially Active Project Detail Schedule".

PRIMARY PROJECTS CURRENT STATUS: **Construction**

Primary Renovation: Construction in progress. Shop drawings and submittals are being prepared.

School Choice Enhancements: COMPLETED 07/2018 - Voting completed on 3/2/17. Printers delivered 05/2017. TVs for the cafeteria delivered 06/2017. Projector for the cafeteria sound system delivered 07/2017. Cafeteria sound system installed 08/2017. LCD projectors and 3D Printer delivered 10/2017. Projectors were ceiling mounted 12/2017. Marquee permit issued 2/12/2018; installation begun 06/29/2018; marquee complete 07/2018.

SMART Facilities Update By Project



Primary Renovation

Phase: **1% Complete**

SCHEDULE: (Calendar Year)	1: Planning	2: Hire A/E	3: Design	4: Hire Contractor	5: Construction	6: Closeout
Planned	Q4 2016	Q4 2016	Q3 2017	Q2 2018	Q4 2018	Q4 2019 Q1 2020
New Planned	Q4 2016	Q4 2016	Q3 2017	Q2 2019	Q4 2019	Q1 2021 Q1 2021
Actual/Forecast	10/21/2016	12/6/2016	5/25/2017	4/3/2019	5/20/2020	5/21/2021

SCOPE:	BUDGET:
Additional Funding - Board Approved 2/19/20 (JJ-3)	\$2,334,241
Bldg Envelope Impr. (Roof, Window, Ext Wall, etc.)	\$2,157,000
Electrical Improvements	\$452,000
Fire Sprinklers	\$1,207,000
HVAC Improvements	\$222,000
Media Center improvements	\$456,000
Safety / Security Upgrade	\$50,000

FLAG: **S - Delay Possible**

COMMENTS:
Original contractual date of substantial completion is 5/21/2021. The project is currently on schedule.

FLAG KEY: **S**=Schedule **B**= Budget

S-Project Delayed=Schedule: Project has missed the planned milestone date for progressing to the next phase in the process.

S-Delay Possible=Schedule: Reflects a possibility of the project missing the planned milestone date for progressing to next phase in the process.

B=Budget: reflects a need for board approved increase in funding based on bid and/or change order results.

Ramblewood Middle School

SMART Facilities Update by Project Cont.

School Choice Enhancements*

Phase: **100%** Complete

SCHEDULE:	PH:1 Planning/Design	PH:2 Implement	PH:3 Complete
Planned	Q4 2016	Q2 2017	Q2 2018
Actual	12/2016	03/2017	07/2018

SCOPE:	BUDGET:	FLAG:
School Choice Enhancement	\$100,000	COMMENTS:

*SCEP projects follows a three-phase design process that begins with planning/design, followed by implementation and finally completion when all items have been delivered and installed.



Riverglades Elementary School

7400 PARKSIDE DRIVE, PARKLAND 33067

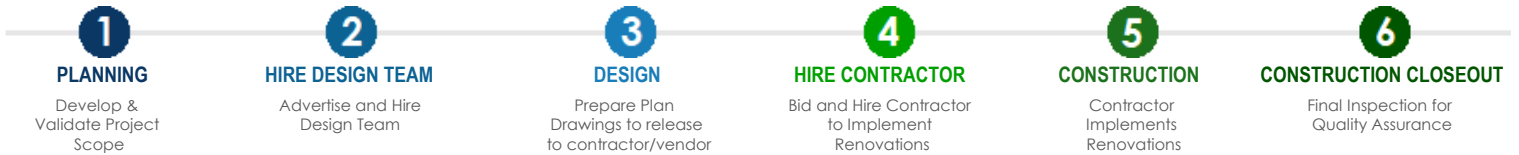
Location Num	2891
Board District	4
Board Member	Lori Alhadeff
ADEFP Budget*	\$11,430,602
Total Facilities Budget	\$3,218,177

***NOTE** This quarter reflects the Adopted District Educational Facilities Plan total budget as approved by SBBC in September 2019. This budget includes Technology improvements and Musical Instruments Replacements which are not included in this section of the report.
 - All dates are based on calendar year. SMART funded projects are included. Only
 - Projects without expenditures to date may not show up in the "Financially Active Project Detail Schedule".

PRIMARY PROJECTS CURRENT STATUS: **Construction**

Primary Renovation: Construction in progress. Roofing shop drawings have been resubmitted for sub-permit.
 School Choice Enhancements: Proposals are being coordinated for scope and ballot development.

SMART Facilities Update By Project



Primary Renovation

Phase: **17% Complete**

SCHEDULE: (Calendar Year)	1: Planning	2: Hire A/E	3: Design	4: Hire Contractor	5: Construction	6: Closeout
Planned	Q4 2016	Q4 2016	Q3 2017	Q2 2018	Q4 2018	Q4 2019
New Planned	Q4 2016	Q4 2016	Q3 2017	Q1 2019	Q3 2019	Q4 2020
Actual/Forecast	10/21/2016	12/6/2016	5/22/2017	3/19/2019	11/26/2019	12/6/2020

SCOPE:	BUDGET:
Additional Funding - Board Approved 09/04/19 (JJ-6)	\$448,177
Bldg Envelope Impr. (Roof, Window, Ext Wall, etc.)	\$1,015,000
Fire Alarm	\$294,000
Fire Sprinklers	\$783,000
HVAC Improvements	\$578,000

FLAG:
COMMENTS: Original contractual date of substantial completion is 12/3/2020. The project is currently on schedule.

FLAG KEY: S=Schedule B= Budget

S-Project Delayed=Schedule: Project has missed the planned milestone date for progressing to the next phase in the process.

S-Delay Possible=Schedule: Reflects a possibility of the project missing the planned milestone date for progressing to next phase in the process.

B=Budget: reflects a need for board approved increase in funding based on bid and/or change order results.

Riverglades Elementary School

SMART Facilities Update by Project Cont.

School Choice Enhancements*

Phase: **50% Complete**

SCHEDULE:	PH:1 Planning/Design	PH:2 Implement	PH:3 Complete
Planned	Q4 2016	TBD	TBD
Actual	12/2016		

SCOPE:	BUDGET:	FLAG:
School Choice Enhancement	\$100,000	COMMENTS: Planned date for Implementation phase shown as TBD will be provided after voting process has been completed by the school community.

*SCEP projects follows a three-phase design process that begins with planning/design, followed by implementation and finally completion when all items have been delivered and installed.



Riverland Elementary School

2600 SW 11 COURT, FORT LAUDERDALE 33312

Location Num	0151
Board District	3
Board Member	Heather P. Brinkworth
ADEFP Budget*	\$4,373,192
Total Facilities Budget	\$4,157,192

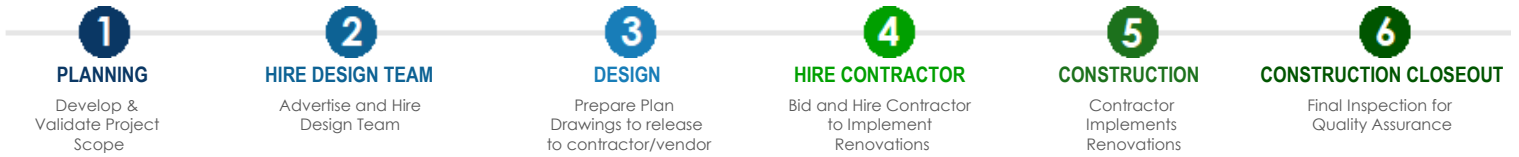
***NOTE** This quarter reflects the Adopted District Educational Facilities Plan total budget as approved by SBBC in September 2019. This budget includes Technology improvements and Musical Instruments Replacements which are not included in this section of the report.
 - All dates are based on calendar year. SMART funded projects are included. Only
 - Projects without expenditures to date may not show up in the "Financially Active Project Detail Schedule".

PRIMARY PROJECTS CURRENT STATUS: **Construction**

Primary Renovation: Construction in progress. HVAC and roofing work is in progress.

School Choice Enhancements: Voting authorized 4/25/2019. Voting completed 5/14/2019. Media Center furniture - (12) Corner units, (2) Single Seats, (78) Armless Chairs, (6) Ottomans, (4) 2 Seater Benches, (6) Round Tables, (12) Rectangular Tables, (30) Quad Tables, Custom (43) Bookcases, (1) Desk with book drop, Aiphone at Main entrance and submaster delivered and completed 11/2019.

SMART Facilities Update By Project



Primary Renovation

Phase: **32% Complete**

SCHEDULE: (Calendar Year)	1: Planning	2: Hire A/E	3: Design	4: Hire Contractor	5: Construction	6: Closeout
Planned	Q2 2017	Q2 2017	Q1 2018	Q3 2018	Q1 2019	Q1 2020
New Planned	Q2 2017	Q2 2017	Q1 2018	Q2 2019	Q4 2019	Q4 2020
Actual/Forecast	4/14/2017	5/19/2017	12/7/2017	1/10/2019	6/11/2019	8/15/2020

SCOPE:	BUDGET:
Additional Funding - Board Approved 05/07/19 (JJ-3)	\$2,551,192
Bldg Envelope Impr. (Roof, Window, Ext Wall, etc.)	\$791,000
HVAC Improvements	\$715,000

FLAG:	COMMENTS:
	Original contractual date of substantial completion is 8/15/2020. Project is currently on pace.

School Choice Enhancements*

Phase: **54% Complete**

SCHEDULE:	PH:1 Planning/Design	PH:2 Implement	PH:3 Complete
Planned	Q4 2017	Q2 2019	TBD
Actual	11/2017	05/2019	

SCOPE:	BUDGET:
School Choice Enhancement	\$100,000

FLAG:	COMMENTS:
	Planned dates shown as TBD will be provided after all items have been ordered and funds allocated.

*SCEP projects follows a three-phase design process that begins with planning/design, followed by implementation and finally completion when all items have been delivered and installed.



Riverside Elementary School

11450 RIVERSIDE DRIVE, CORAL SPRINGS 33071

Location Num	3031
Board District	4
Board Member	Lori Alhadeff
ADEFP Budget*	\$2,016,000
Total Facilities Budget	\$1,600,000

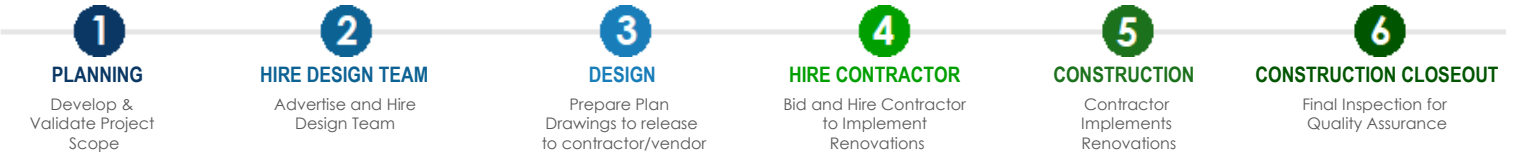
***NOTE** This quarter reflects the Adopted District Educational Facilities Plan total budget as approved by SBBC in September 2019. This budget includes Technology improvements and Musical Instruments Replacements which are not included in this section of the report.
 - All dates are based on calendar year. SMART funded projects are included. Only
 - Projects without expenditures to date may not show up in the "Financially Active Project Detail Schedule".

PRIMARY PROJECTS CURRENT STATUS: Design

Primary Renovation: 100% Construction Documents in the permitting process. Due to the limited capacity and accessibility caused by the current health crisis projects with the highest urgency have been prioritized, causing some submissions to be temporarily delayed in the permit review process.

School Choice Enhancements: Voting authorized 4/5/2019. Voting results received 04/30/2019. Outdoor PA speaker system upgrade began 10/2019. Art and PE Enhancements (racks, furniture, book drop carts, etc.), and (30) Ukelele storage racks on order. Multi drying steel rack delivered 08/2019. Art and PE Enhancements (racks, furniture, book drop carts, etc.) delivered 10/2019 and completed 02/2020. (18) Tables delivered 05/2020.

SMART Facilities Update By Project



Primary Renovation

Phase: **96% Complete**

SCHEDULE: (Calendar Year)	1: Planning	2: Hire A/E	3: Design	4: Hire Contractor	5: Construction	6: Closeout
Planned	Q2 2017	Q3 2017	Q2 2018	Q4 2018	Q2 2019	Q1 2020
New Planned	Q2 2017	Q3 2017	Q2 2018	Q4 2019	Q2 2020	Q2 2021
Actual/Forecast	5/1/2017	7/20/2017	2/5/2018	Q3 2020		

SCOPE:	BUDGET:
Bldg Envelope Impr. (Roof, Window, Ext Wall, etc.)	\$154,000
Fire Alarm	\$294,000
Fire Sprinklers	\$722,000
HVAC Improvements	\$170,000
Media Center improvements	\$160,000

FLAG: S - Project Delayed

COMMENTS:
 Reason: Delays have occurred during the design phase. The design firm required two submissions of the 90% Construction Documents in order to proceed. Additionally, the project was delayed due to staffing changes by the design firm, and scope clarification to receive design approval from the new Fire Chief. Remedy: The reasons for delays are no longer affecting the project schedule. The project is in permitting review.

FLAG KEY: S=Schedule B= Budget

S-Project Delayed=Schedule: Project has missed the planned milestone date for progressing to the next phase in the process.

S-Delay Possible=Schedule: Reflects a possibility of the project missing the planned milestone date for progressing to next phase in the process.

B=Budget: reflects a need for board approved increase in funding based on bid and/or change order results.

Riverside Elementary School

SMART Facilities Update by Project Cont.

School Choice Enhancements*

Phase: **41% Complete**

SCHEDULE:	PH:1 Planning/Design	PH:2 Implement	PH:3 Complete
Planned	Q4 2017	Q2 2019	TBD
Actual	11/2017	04/2019	TBD

SCOPE:	BUDGET:	FLAG:
School Choice Enhancement	\$100,000	

COMMENTS:
 Planned dates shown as TBD will be provided after all items have been ordered and funds allocated.

*SCEP projects follows a three-phase design process that begins with planning/design, followed by implementation and finally completion when all items have been delivered and installed.



Rock Island Elementary School

2350 NW 19 STREET, FORT LAUDERDALE 33311

Location Num	3701
Board District	5
Board Member	Dr. Rosalind Osgood
ADEFP Budget*	\$2,571,944
Total Facilities Budget	\$2,406,944

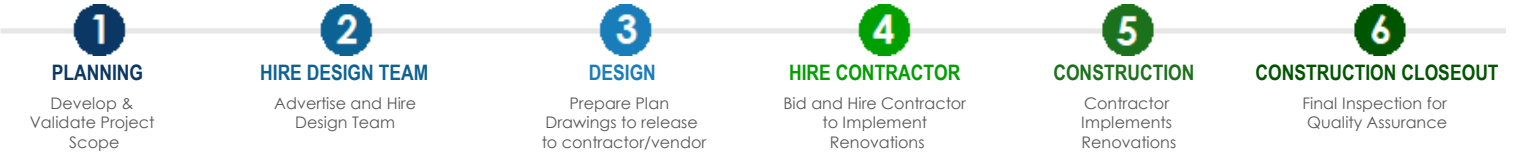
***NOTE** This quarter reflects the Adopted District Educational Facilities Plan total budget as approved by SBBC in September 2019. This budget includes Technology improvements and Musical Instruments Replacements which are not included in this section of the report.
 - All dates are based on calendar year. SMART funded projects are included. Only
 - Projects without expenditures to date may not show up in the "Financially Active Project Detail Schedule".

PRIMARY PROJECTS CURRENT STATUS: **Construction**

Primary Renovation: Construction in progress. Building 1 CAP sheet is installed. Building 2 base sheet is installed.

School Choice Enhancements: COMPLETED 11/2017. Voting completed 4/29/16. Furniture, Mimio boards, document cameras, projectors, printers, bulletin boards delivered 06/2017. Wayfinding signage delivered 11/2017.

SMART Facilities Update By Project



Primary Renovation

Phase: **65% Complete**

SCHEDULE: (Calendar Year)	1: Planning	2: Hire A/E	3: Design	4: Hire Contractor	5: Construction	6: Closeout
Planned	Q4 2016	Q4 2016	Q2 2017	Q4 2017	Q2 2018	Q2 2019
New Planned	Q4 2016	Q4 2016	Q2 2017	Q4 2017	Q2 2019	Q2 2020
Actual/Forecast	10/20/2016	10/20/2016	3/30/2017	5/18/2018	4/18/2019	8/3/2020

SCOPE:	BUDGET:
Additional Funding - Board Approved 12/18/18 (JJ-9)	\$1,072,944
Bldg Envelope Impr. (Roof, Window, Ext Wall, etc.)	\$983,000
HVAC Improvements	\$251,000

FLAG: S - Project Delayed

COMMENTS:
 Original contractual date of substantial completion is 4/8/2020.
 Reason: Delays occurred during construction related to the roofing sub-permit. The roofing sub-permit took 5 months and multiple submissions to be approved. Remedy: The construction is estimated to be completed in Q3 2020 and is currently delayed by four months now that the roof sub-permit has been received.

FLAG KEY: S=Schedule B= Budget

S-Project Delayed=Schedule: Project has missed the planned milestone date for progressing to the next phase in the process.

S-Delay Possible=Schedule: Reflects a possibility of the project missing the planned milestone date for progressing to next phase in the process.

B=Budget: reflects a need for board approved increase in funding based on bid and/or change order results.

Rock Island Elementary School

SMART Facilities Update by Project Cont.

School Choice Enhancements*

Phase: **100%** Complete

SCHEDULE:	PH:1 Planning/Design	PH:2 Implement	PH:3 Complete
Planned	Q1 2015	Q2 2016	Q3 2017
Actual	11/2015	04/2016	11/2017

SCOPE:	BUDGET:	FLAG:
School Choice Enhancement	\$100,000	COMMENTS:

*SCEP projects follows a three-phase design process that begins with planning/design, followed by implementation and finally completion when all items have been delivered and installed.



Royal Palm STEM Museum Magnet

(f.k.a. Royal Palm Elementary School)

1951 NW 56 AVENUE, LAUDERHILL 33313

Location Num	1851
Board District	5
Board Member	Dr. Rosalind Osgood
ADEFP Budget*	\$8,290,900
Total Facilities Budget	\$8,008,900

***NOTE** This quarter reflects the Adopted District Educational Facilities Plan total budget as approved by SBBC in September 2019. This budget includes Technology improvements and Musical Instruments Replacements which are not included in this section of the report.

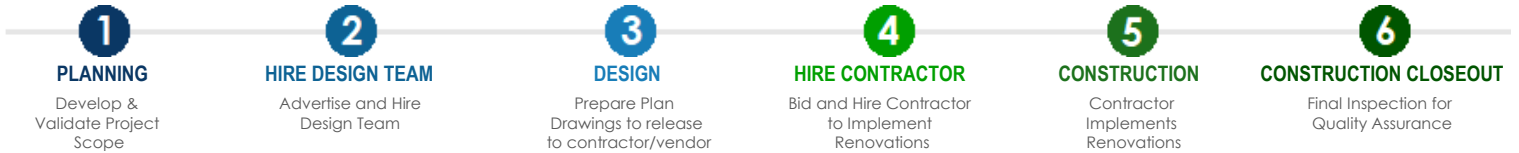
- All dates are based on calendar year. SMART funded projects are included. Only
- Projects without expenditures to date may not show up in the "Financially Active Project Detail Schedule".

PRIMARY PROJECTS CURRENT STATUS: Hire Contractor

Primary Renovation: Contractor procurement in progress. Pending execution of the Notice to Proceed.

School Choice Enhancements: COMPLETED 03/2020 - Voting authorized 12/21/17. Voting completed 2/15/18 - Furniture (chairs and tables) delivered and installed 05/2018. Digital marquee permitted 7/23/2019; pre-construction meeting scheduled 09/2019. Construction began 09/2019; electrical underground work completed 09/2019; digital marquee installed and functional 10/2019; pending final inspections. (3) Promethean Boards delivered and installed 01/2020.

SMART Facilities Update By Project



Primary Renovation

Phase: **85% Complete**

SCHEDULE: (Calendar Year)	1: Planning	2: Hire A/E	3: Design	4: Hire Contractor	5: Construction	6: Closeout
Planned	Q4 2016	Q1 2017	Q4 2017	Q2 2018	Q4 2018	Q4 2019
New Planned	Q4 2016	Q1 2017	Q4 2017	Q3 2019	Q4 2019	Q4 2020
Actual/Forecast	11/18/2016	3/13/2017	8/30/2017	6/18/2019	Q3 2020	

SCOPE:	BUDGET:
Additional Funding - Board Approved 04/14/20 (12)	\$4,275,900
Bldg Envelope Impr. (Roof, Window, Ext Wall, etc.)	\$1,663,000
Fire Alarm	\$294,000
Fire Sprinklers	\$758,000
HVAC Improvements	\$728,000
Media Center improvements	\$190,000

FLAG: SB - Project Delayed

COMMENTS:
 Reason: Delays occurred during Bid and Award. The project bid advertisement was delayed due to priority of Year 1 and 2 project advertisements prior to the Year 3 projects. Remedy: The project is funded under Year 3 and has been advertised after the available funding Year 1 and 2 projects were advertised. Budget: Additional funding of \$4,275,900 was approved by the Board on 4/14/2020 in conjunction with the approval to award the construction agreement.

FLAG KEY: S=Schedule B= Budget

S-Project Delayed=Schedule: Project has missed the planned milestone date for progressing to the next phase in the process.

S-Delay Possible=Schedule: Reflects a possibility of the project missing the planned milestone date for progressing to next phase in the process.

B=Budget: reflects a need for board approved increase in funding based on bid and/or change order results.

Royal Palm STEM Museum Magnet

(f.k.a. Royal Palm Elementary School)

SMART Facilities Update by Project Cont.

School Choice Enhancements*

Phase: **99% Complete**

SCHEDULE:	PH:1 Planning/Design	PH:2 Implement	PH:3 Complete
Planned	Q4 2016	Q1 2018	Q4 2018
Actual	12/2016	02/2018	03/2020

SCOPE:	BUDGET:	FLAG:
School Choice Enhancement	\$100,000	COMMENTS: All items approved by voting process have been delivered and installed. School is determining how to spend the remaining funding from the contingency portion of the SCEP funding.

*SCEP projects follows a three-phase design process that begins with planning/design, followed by implementation and finally completion when all items have been delivered and installed.



Sanders Park Elementary Magnet

(f.k.a. Sanders Park Elementary)

800 NW 16 STREET, POMPANO BEACH 33060

Location Num	0891
Board District	7
Board Member	Nora Rupert
ADEFP Budget*	\$5,079,000
Total Facilities Budget	\$4,873,000

***NOTE** This quarter reflects the Adopted District Educational Facilities Plan total budget as approved by SBBC in September 2019. This budget includes Technology improvements and Musical Instruments Replacements which are not included in this section of the report.

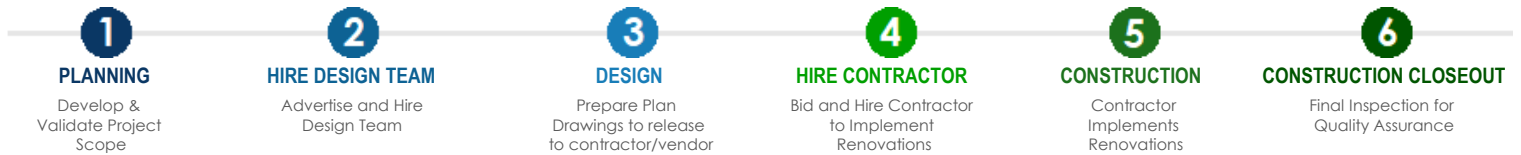
- All dates are based on calendar year. SMART funded projects are included. Only
- Projects without expenditures to date may not show up in the "Financially Active Project Detail Schedule".

PRIMARY PROJECTS CURRENT STATUS: Design

Primary Renovation: 100% Construction Documents in the permitting process. Due to the limited capacity and accessibility caused by the current health crisis projects with the highest urgency have been prioritized, causing some submissions to be temporarily delayed in the permit review process.

School Choice Enhancements: Kick-off meeting held 12/27/18. Ballot Development in progress.

SMART Facilities Update By Project



Primary Renovation

Phase: **95% Complete**

SCHEDULE: (Calendar Year)	1: Planning	2: Hire A/E	3: Design	4: Hire Contractor	5: Construction	6: Closeout
Planned	Q1 2018	Q2 2018	Q4 2018	Q3 2019	Q1 2020	Q4 2020
New Planned	Q1 2018	Q2 2018	Q4 2018	Q1 2020	Q3 2020	Q1 2022
Actual/Forecast	11/13/2017	12/19/2017	7/10/2018	Q3 2020		

SCOPE:	BUDGET:
Bldg Envelope Impr. (Roof, Window, Ext Wall, etc.)	\$1,346,000
Fire Alarm	\$294,000
Fire Sprinklers	\$689,000
HVAC Improvements	\$2,161,000
Media Center improvements	\$283,000

FLAG: S - Project Delayed

COMMENTS:

Delays have occurred during the backcheck review of the Construction Documents prior to submitting for permit review. Multiple submissions were required in order to close out comments made by the review team. The project is currently delayed by 2 months. It is anticipated these delays could extend if the design requires multiple submissions to the Building Department to receive a Letter of Recommendation to Permit.

FLAG KEY: S=Schedule B= Budget

S-Project Delayed=Schedule: Project has missed the planned milestone date for progressing to the next phase in the process.

S-Delay Possible=Schedule: Reflects a possibility of the project missing the planned milestone date for progressing to next phase in the process.

B=Budget: reflects a need for board approved increase in funding based on bid and/or change order results.

Sanders Park Elementary Magnet

(f.k.a. Sanders Park Elementary)

SMART Facilities Update by Project Cont.

School Choice Enhancements*

Phase: **25%** Complete

SCHEDULE:	PH:1 Planning/Design	PH:2 Implement	PH:3 Complete
Planned	Q4 2018	TBD	TBD
Actual	11/2018		

SCOPE:	BUDGET:	FLAG:
School Choice Enhancement	\$100,000	<p>COMMENTS: Planned date for Implementation phase shown as TBD will be provided after voting process has been completed by the school community.</p>

*SCEP projects follows a three-phase design process that begins with planning/design, followed by implementation and finally completion when all items have been delivered and installed.



Sandpiper Elementary School

3700 HIATUS ROAD, SUNRISE 33351

Location Num	3061
Board District	6
Board Member	Laurie Rich Levinson
ADEFP Budget*	\$1,337,942
Total Facilities Budget	\$1,021,942

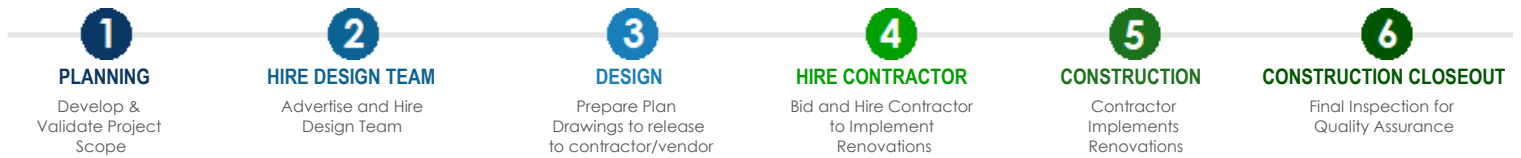
***NOTE** This quarter reflects the Adopted District Educational Facilities Plan total budget as approved by SBBC in September 2019. This budget includes Technology improvements and Musical Instruments Replacements which are not included in this section of the report.
 - All dates are based on calendar year. SMART funded projects are included. Only
 - Projects without expenditures to date may not show up in the "Financially Active Project Detail Schedule".

PRIMARY PROJECTS CURRENT STATUS: **Construction**

Primary Renovation: Construction in progress. HVAC scope of work is in progress. Revisions to the design are in progress for the new District approved Fire Alarm specification.

School Choice Enhancements: COMPLETED 03/2020 - Voting completed 1/4/16. Cafeteria blinds delivered and installed 08/2016. Media Center Broadcast system delivered 08/2017. Marquee sign and Playground upgrades permitted 11/2018; work completed 01/2019. Outdoor bench delivered 04/2019.

SMART Facilities Update By Project



Primary Renovation

Phase: **70% Complete**

SCHEDULE: (Calendar Year)	1: Planning	2: Hire A/E	3: Design	4: Hire Contractor	5: Construction	6: Closeout
Planned	Q4 2016	Q1 2017	Q1 2017	Q3 2017	Q2 2018	Q1 2019
New Planned	Q4 2016	Q1 2017	Q1 2017	Q3 2017	Q1 2019	Q4 2019
Actual/Forecast	12/28/2016	2/1/2017	3/10/2017	9/4/2018	1/14/2019	11/5/2020

SCOPE:	BUDGET:
Additional Funding - Board Approved 11/07/18 (JJ-6)	\$452,942
Fire Alarm	\$319,000
HVAC Improvements	\$150,000

FLAG: S - Project Delayed

COMMENTS:
 Original contractual date of substantial completion is 8/25/2019. Reason: Delays have been experienced during construction related to updating the Fire Alarm specifications to comply with the updated District approved standards. Remedy: The construction is forecasted to be completed in Q4 2020.

FLAG KEY: S=Schedule B= Budget

S-Project Delayed=Schedule: Project has missed the planned milestone date for progressing to the next phase in the process.

S-Delay Possible=Schedule: Reflects a possibility of the project missing the planned milestone date for progressing to next phase in the process.

B=Budget: reflects a need for board approved increase in funding based on bid and/or change order results.

Sandpiper Elementary School

SMART Facilities Update by Project Cont.

School Choice Enhancements*

Phase: **99%** Complete

SCHEDULE:	PH:1 Planning/Design	PH:2 Implement	PH:3 Complete
Planned	Q1 2015	Q1 2016	Q1 2020
Actual	11/2015	01/2016	03/2020

SCOPE:

School Choice Enhancement

BUDGET:

\$100,000

FLAG:

COMMENTS:

All items approved by voting process have been delivered and installed. School is determining how to spend the remaining funding from the contingency portion of the SCEP funding.

*SCEP projects follows a three-phase design process that begins with planning/design, followed by implementation and finally completion when all items have been delivered and installed.



Sawgrass Elementary School

12655 NW 8 STREET, SUNRISE 33325

Location Num	3401
Board District	6
Board Member	Laurie Rich Levinson
ADEFP Budget*	\$3,197,000
Total Facilities Budget	\$2,746,000

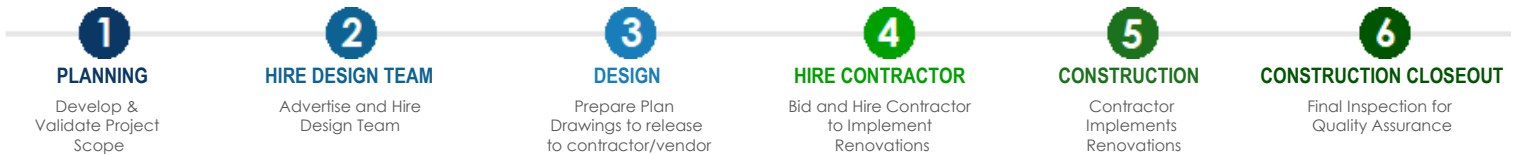
***NOTE** This quarter reflects the Adopted District Educational Facilities Plan total budget as approved by SBBC in September 2019. This budget includes Technology improvements and Musical Instruments Replacements which are not included in this section of the report.
 - All dates are based on calendar year. SMART funded projects are included. Only
 - Projects without expenditures to date may not show up in the "Financially Active Project Detail Schedule".

PRIMARY PROJECTS CURRENT STATUS: Design

Primary Renovation: 100% Construction Documents in the permitting process. Due to the limited capacity and accessibility caused by the current health crisis projects with the highest urgency have been prioritized, causing some submissions to be temporarily delayed in the permit review process.

School Choice Enhancements: COMPLETED 03/2020 - Voting authorized 4/22/2019. Voting completed 5/2/2019. Playground upgrade to the 3-5 play area, replacing sand areas with PIP completed 7/2/2019. (45) Student Laptops delivered 7/2019. Minor security enhancements in the front office completed 08/2019. Bulletin Boards delivered 09/2019.

SMART Facilities Update By Project



Primary Renovation

Phase: **97% Complete**

SCHEDULE: (Calendar Year)	1: Planning	2: Hire A/E	3: Design	4: Hire Contractor	5: Construction	6: Closeout
Planned	Q1 2018	Q2 2018	Q4 2018	Q3 2019	Q1 2020	Q3 2020
New Planned	Q1 2018	Q2 2018	Q4 2018	Q1 2020	Q3 2020	Q3 2021
Actual/Forecast	11/13/2017	12/13/2017	8/8/2018	Q3 2020		

SCOPE:	BUDGET:
Bldg Envelope Impr. (Roof, Window, Ext Wall, etc.)	\$1,077,000
Electrical Improvements	\$253,000
Fire Alarm	\$294,000
Fire Sprinklers	\$846,000
HVAC Improvements	\$176,000

FLAG: S - Project Delayed

COMMENTS:

Reason: Delays have occurred in the design process related to permitting and minor delays during design. Multiple revisions have been required by the design firm in order to achieve a permit. Pending submission of the fourth submission. Remedy: The owner will be enforcing terms of the contract for delays and multiple resubmissions.

FLAG KEY: S=Schedule B= Budget

S-Project Delayed=Schedule: Project has missed the planned milestone date for progressing to the next phase in the process.

S-Delay Possible=Schedule: Reflects a possibility of the project missing the planned milestone date for progressing to next phase in the process.

B=Budget: reflects a need for board approved increase in funding based on bid and/or change order results.

Sawgrass Elementary School

SMART Facilities Update by Project Cont.

School Choice Enhancements*

Phase: **99%** Complete

SCHEDULE:	PH:1 Planning/Design	PH:2 Implement	PH:3 Complete
Planned	Q4 2018	Q2 2019	Q1 2020
Actual	11/2018	05/2019	03/2020

SCOPE:

School Choice Enhancement

BUDGET:

\$100,000

FLAG:

COMMENTS:

All items approved by voting process have been delivered and installed. School is determining how to spend the remaining funding from the contingency portion of the SCEP funding.

*SCEP projects follows a three-phase design process that begins with planning/design, followed by implementation and finally completion when all items have been delivered and installed.



Sawgrass Springs Middle School

12500 W SAMPLE ROAD, CORAL SPRINGS 33065

Location Num	3431
Board District	4
Board Member	Lori Alhadeff
ADEFP Budget*	\$6,984,975
Total Facilities Budget	\$6,423,975

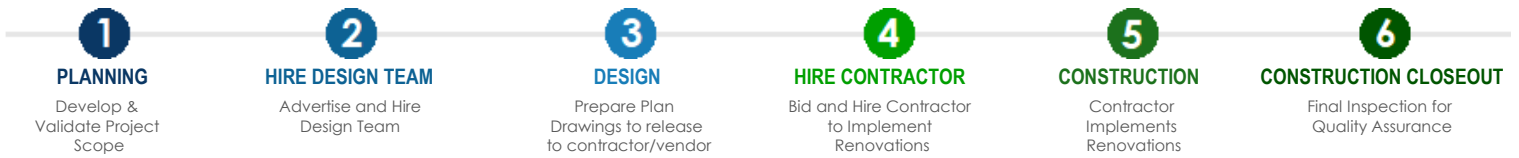
***NOTE** This quarter reflects the Adopted District Educational Facilities Plan total budget as approved by SBBC in September 2019. This budget includes Technology improvements and Musical Instruments Replacements which are not included in this section of the report.
 - All dates are based on calendar year. SMART funded projects are included. Only
 - Projects without expenditures to date may not show up in the "Financially Active Project Detail Schedule".

PRIMARY PROJECTS CURRENT STATUS: Hire Contractor

Primary Renovation: Contractor procurement in progress. Pending revision to construction documents related to roofing details prior to bid advertisement.

School Choice Enhancements: COMPLETED 11/2017: Voting completed on 4/3/17. Laptops delivered 07/2017. TV production sound system delivered 11/2017.

SMART Facilities Update By Project



Primary Renovation

Phase: **5% Complete**

SCHEDULE: (Calendar Year)	1: Planning	2: Hire A/E	3: Design	4: Hire Contractor	5: Construction	6: Closeout
Planned	Q3 2016	Q4 2016	Q2 2017	Q1 2018	Q3 2018	Q4 2019 Q4 2019
New Planned	Q3 2016	Q4 2016	Q2 2017	Q1 2019	Q2 2019	Q4 2020 Q4 2020
Actual/Forecast	9/2/2016	10/18/2016	4/25/2017	4/16/2019	Q1 2021	

SCOPE:	BUDGET:
ADA Restroom	\$437,975
Bldg Envelope Impr. (Roof, Window, Ext Wall, etc.)	\$2,876,000
Fire Alarm	\$420,000
Fire Sprinklers	\$13,000
HVAC Improvements	\$2,577,000

FLAG: S - Project Delayed

COMMENTS:

Reason: Delays have occurred during the bid and award phase due to the required roofing reality check. The purpose of the reality check is to identify opportunities for cost and scope efficiencies. Remedy: The roofing reality check has been completed. Pending revision to construction documents related to roofing details prior to bid advertisement.

FLAG KEY: S=Schedule B= Budget

S-Project Delayed=Schedule: Project has missed the planned milestone date for progressing to the next phase in the process.

S-Delay Possible=Schedule: Reflects a possibility of the project missing the planned milestone date for progressing to next phase in the process.

B=Budget: reflects a need for board approved increase in funding based on bid and/or change order results.

Sawgrass Springs Middle School

SMART Facilities Update by Project Cont.

School Choice Enhancements*

Phase: **100%** Complete

SCHEDULE:	PH:1 Planning/Design	PH:2 Implement	PH:3 Complete
Planned	Q4 2016	Q2 2017	Q4 2017
Actual	12/2016	04/2017	11/2017

SCOPE:	BUDGET:	FLAG:
School Choice Enhancement	\$100,000	COMMENTS:

*SCEP projects follows a three-phase design process that begins with planning/design, followed by implementation and finally completion when all items have been delivered and installed.



Sea Castle Elementary School

9600 MIRAMAR BOULEVARD, MIRAMAR 33025

Location Num	2871
Board District	2
Board Member	Patricia Good
ADEFP Budget*	\$4,768,154
Total Facilities Budget	\$4,419,154

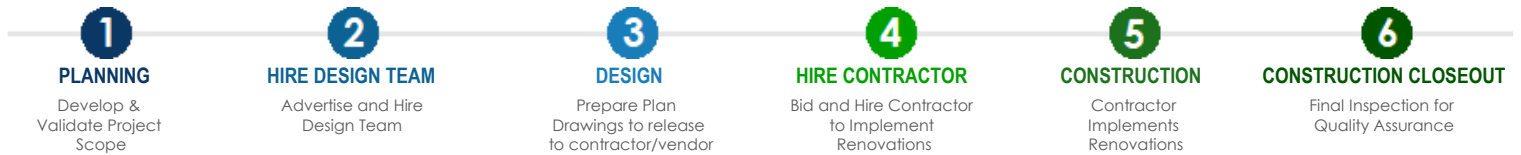
***NOTE** This quarter reflects the Adopted District Educational Facilities Plan total budget as approved by SBBC in September 2019. This budget includes Technology improvements and Musical Instruments Replacements which are not included in this section of the report.
 - All dates are based on calendar year. SMART funded projects are included. Only
 - Projects without expenditures to date may not show up in the "Financially Active Project Detail Schedule".

PRIMARY PROJECTS CURRENT STATUS: **Construction**

Primary Renovation: Construction in progress. Roofing of Building 80 is complete. ADA chairlift installation in progress. Underground trenching for fire alarm installation is complete. Fire Alarm installation in progress.

School Choice Enhancements: COMPLETED 09/2018 - Voting completed in 2015 without OFC's approval. Furniture delivered 4/2017. Office furniture renovation completed 02/2017. Marquee installed 10/2017, and electrical tie-in completed 11/2017. Shade structure completed 11/2017. Science tables, Projector delivered 02/2018. Cafeteria sound system delivered 03/2018. (7) Laptops chargers are delivered 09/2018.

SMART Facilities Update By Project



Primary Renovation

Phase: **35% Complete**

SCHEDULE: (Calendar Year)	1: Planning	2: Hire A/E	3: Design	4: Hire Contractor	5: Construction	6: Closeout
Planned	Q1 2016	Q2 2016	Q4 2016	Q3 2017	Q1 2018	Q1 2019
New Planned	Q1 2016	Q2 2016	Q4 2016	Q1 2019	Q2 2019	Q2 2020
Actual/Forecast	3/9/2016	5/17/2016	12/13/2016	4/30/2019	12/13/2019	11/12/2020

SCOPE:	BUDGET:
ADA Stage Lift	\$118,975
Additional Funding - Board Approved 10/15/19 (JJ-2)	\$1,508,179
Bldg Envelope Impr. (Roof, Window, Ext Wall, etc.)	\$200,000
Fire Alarm	\$252,000
HVAC Improvements	\$1,623,121

FLAG: **S - Project Delayed**

COMMENTS:
 Original contractual date of substantial completion is 11/12/2020. Project is currently on pace. Delays were experienced during the design phase and the bid and award phase which have not been recovered.

HVAC Improvements

Phase: **100% Complete**

SCHEDULE: (Calendar Year)	1: Planning	2: Hire A/E	3: Design	4: Hire Contractor	5: Construction	6: Closeout
Planned	N/A	N/A	N/A	N/A	N/A	N/A
Actual/Forecast	N/A	N/A	N/A	N/A	3/1/2017	7/1/2017
						1/30/2018

SCOPE:	BUDGET:
HVAC Improvements - Chiller Replacement	\$383,879

FLAG:

COMMENTS:

FLAG KEY: **S**=Schedule **B**= Budget

S-Project Delayed=Schedule: Project has missed the planned milestone date for progressing to the next phase in the process.

S-Delay Possible=Schedule: Reflects a possibility of the project missing the planned milestone date for progressing to next phase in the process.

B=Budget: reflects a need for board approved increase in funding based on bid and/or change order results.

Sea Castle Elementary School

SMART Facilities Update by Project Cont.

HVAC Improvements

Phase: **100%** Complete

SCHEDULE: (Calendar Year)	1: Planning	2: Hire A/E	3: Design	4: Hire Contractor	5: Construction	6: Closeout
Planned	N/A	N/A	N/A	N/A	N/A	N/A
Actual/Forecast	N/A	N/A	N/A	4/26/2017	6/1/2017	8/1/2017

SCOPE: HVAC Improvements - Cooling Tower Replacement	BUDGET: \$233,000	FLAG: COMMENTS:
--	-----------------------------	----------------------------------

School Choice Enhancements*

Phase: **100%** Complete

SCHEDULE:	PH:1 Planning/Design	PH:2 Implement	PH:3 Complete
Planned	Q1 2015	Q2 2017	Q1 2018
Actual	11/2015	04/2017	09/2018

SCOPE: School Choice Enhancement	BUDGET: \$100,000	FLAG: COMMENTS:
--	-----------------------------	----------------------------------

*SCEP projects follows a three-phase design process that begins with planning/design, followed by implementation and finally completion when all items have been delivered and installed.



Seagull Alternative High School

425 SW 28TH STREET, FORT LAUDERDALE 33315

Location Num	0601
Board District	3
Board Member	Heather P. Brinkworth
ADEFP Budget*	\$2,731,082
Total Facilities Budget	\$2,555,082

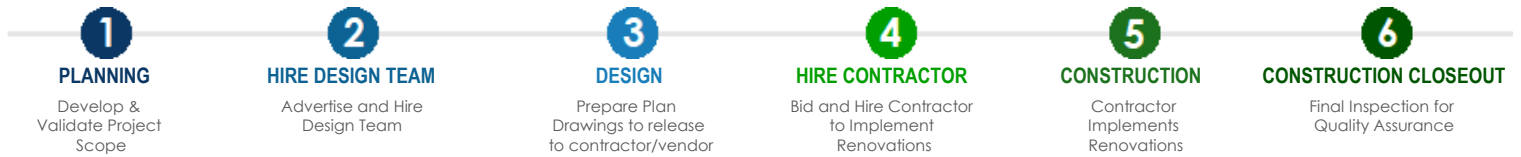
***NOTE** This quarter reflects the Adopted District Educational Facilities Plan total budget as approved by SBBC in September 2019. This budget includes Technology improvements and Musical Instruments Replacements which are not included in this section of the report.
 - All dates are based on calendar year. SMART funded projects are included. Only
 - Projects without expenditures to date may not show up in the "Financially Active Project Detail Schedule".

PRIMARY PROJECTS CURRENT STATUS: **Construction**

Primary Renovation: Construction in progress. Media Center and restroom work has been completed. Fire Alarm installation and HVAC unit replacement is in progress. Roofing submittals is pending approval.

School Choice Enhancements: COMPLETED 02/2020 - Voting completed prior to October 2015. Budget re-evaluated and approved on 10/14/16. Printers delivered 07/2016; laptops delivered 08/2016; two-way radios delivered 03/2017. (350) Chairs delivered 02/2019. Playground upgrades permitted 03/2019; pre-construction meeting held 4/24/2019. Construction completed 7/2019. (16) Lenovo 300e laptops delivered 02/2020.

SMART Facilities Update By Project



Primary Renovation

Phase: **40% Complete**

SCHEDULE: (Calendar Year)	1: Planning	2: Hire A/E	3: Design	4: Hire Contractor	5: Construction	6: Closeout
Planned	Q4 2016	Q4 2016	Q2 2017	Q4 2017	Q2 2018	Q2 2019
New Planned	Q4 2016	Q4 2016	Q2 2017	Q4 2017	Q2 2019	Q2 2020
Actual/Forecast	10/20/2016	10/20/2016	3/30/2017	10/25/2018	4/4/2019	12/31/2020

SCOPE:	BUDGET:
Additional Funding - Board Approved 02/20/19 (JJ-4)	\$1,131,082
Bldg Envelope Impr. (Roof, Window, Ext Wall, etc.)	\$330,000
Fire Alarm	\$252,000
Fire Sprinklers	\$392,000
HVAC Improvements	\$171,000
Media Center improvements	\$179,000

FLAG: S - Project Delayed

COMMENTS:
 Original contractual date of substantial completion is 10/30/2019. Delays are being experienced in the start of construction due to roofing submittals required multiple revisions. The roofing sub-permit has not been received. Update: Completion is now anticipated in Q4 2020 with delays continuing regarding the roofing sub-permit.

FLAG KEY: S=Schedule B= Budget

S-Project Delayed=Schedule: Project has missed the planned milestone date for progressing to the next phase in the process.

S-Delay Possible=Schedule: Reflects a possibility of the project missing the planned milestone date for progressing to next phase in the process.

B=Budget: reflects a need for board approved increase in funding based on bid and/or change order results.

Seagull Alternative High School

SMART Facilities Update by Project Cont.

School Choice Enhancements*

Phase: **100%** Complete

SCHEDULE:	PH:1 Planning/Design	PH:2 Implement	PH:3 Complete
Planned	Q1 2015	N/A	Q1 2020
Actual	11/2015	N/A	02/2020

SCOPE:	BUDGET:	FLAG:
School Choice Enhancement	\$100,000	COMMENTS:

*SCEP projects follows a three-phase design process that begins with planning/design, followed by implementation and finally completion when all items have been delivered and installed.



Seminole Middle School

6200 SW 16 STREET, PLANTATION 33317

Location Num	1891
Board District	6
Board Member	Laurie Rich Levinson
ADEFP Budget*	\$5,345,000
Total Facilities Budget	\$4,789,000

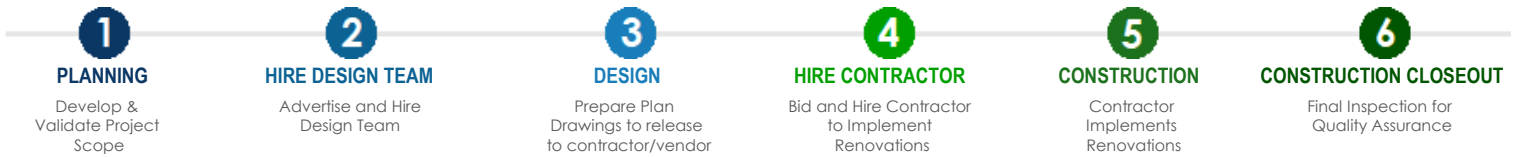
***NOTE** This quarter reflects the Adopted District Educational Facilities Plan total budget as approved by SBBC in September 2019. This budget includes Technology improvements and Musical Instruments Replacements which are not included in this section of the report.
- All dates are based on calendar year. SMART funded projects are included. Only
- Projects without expenditures to date may not show up in the "Financially Active Project Detail Schedule".

PRIMARY PROJECTS CURRENT STATUS: Design

Primary Renovation: 100% Construction Documents in review. The construction documents have been submitted for a second review to close out the remaining open comments.

School Choice Enhancements: COMPLETED 10/2018 - Voting authorized 5/9/18 - Voting Completed 06/2018 - Pressure Cleaner (Facilities), Projectors, iPad, Printers, storage Racks, Action Camera, Think Vision Monitor delivered 07/2018. Security enhancement for the Single Point of Entry (electric strikes), Two-way radios, laptops, office furniture (partial), External hard drives delivered 09/2018. Label Printer delivered 10/2018.

SMART Facilities Update By Project



Primary Renovation

Phase: **94% Complete**

SCHEDULE: (Calendar Year)	1: Planning	2: Hire A/E	3: Design	4: Hire Contractor	5: Construction	6: Closeout
Planned	Q3 2017	Q4 2017	Q3 2018	Q1 2019	Q3 2019	Q2 2020
New Planned	Q3 2017	Q4 2017	Q3 2018	Q4 2019	Q3 2020	Q1 2022
Actual/Forecast	5/1/2017	7/20/2017	4/24/2018	Q3 2020		

SCOPE:	BUDGET:
Bldg Envelope Impr. (Roof, Window, Ext Wall, etc.)	\$1,527,000
Fire Alarm	\$461,000
Fire Sprinklers	\$1,101,000
HVAC Improvements	\$1,023,000
Media Center improvements	\$507,000

FLAG: **S - Project Delayed**

COMMENTS:
Reason: Delays occurred during the design phase. The design firm was delayed in submitting for backcheck review. Final comments are in the process of closeout prior to submitting to the permitting process. Remedy: The owner will be enforcing the terms of the contract for delays.

Track

Phase: **100% Complete**

SCHEDULE: (Calendar Year)	1: Planning	2: Hire A/E	3: Design	4: Hire Contractor	5: Construction	6: Closeout
Planned	N/A	N/A	N/A	N/A	N/A	N/A
Actual/Forecast	N/A	N/A	N/A	N/A	4/5/2016	5/5/2016

SCOPE:	BUDGET:
Track Resurfacing	\$70,000

FLAG:

COMMENTS:

FLAG KEY: **S**=Schedule **B**= Budget

S-Project Delayed=Schedule: Project has missed the planned milestone date for progressing to the next phase in the process.

S-Delay Possible=Schedule: Reflects a possibility of the project missing the planned milestone date for progressing to next phase in the process.

B=Budget: reflects a need for board approved increase in funding based on bid and/or change order results.

Seminole Middle School

SMART Facilities Update by Project Cont.

School Choice Enhancements*

Phase: **100%** Complete

SCHEDULE:	PH:1 Planning/Design	PH:2 Implement	PH:3 Complete
Planned	Q4 2017	Q2 2018	Q2 2019
Actual	11/2017	06/2018	10/2018

SCOPE:	BUDGET:	FLAG:
School Choice Enhancement	\$100,000	COMMENTS:

*SCEP projects follows a three-phase design process that begins with planning/design, followed by implementation and finally completion when all items have been delivered and installed.



Sheridan Hills Elementary School

5001 THOMAS STREET, HOLLYWOOD 33021

Location Num	1811
Board District	1
Board Member	Ann Murray
ADEFP Budget*	\$3,564,764
Total Facilities Budget	\$3,331,764

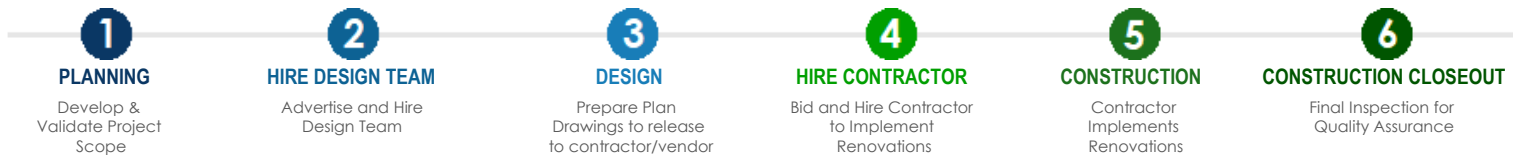
***NOTE** This quarter reflects the Adopted District Educational Facilities Plan total budget as approved by SBBC in September 2019. This budget includes Technology improvements and Musical Instruments Replacements which are not included in this section of the report.
 - All dates are based on calendar year. SMART funded projects are included. Only
 - Projects without expenditures to date may not show up in the "Financially Active Project Detail Schedule".

PRIMARY PROJECTS CURRENT STATUS: Hire Contractor

Primary Renovation: Contractor procurement is in progress. Media Center redesign is being reviewed prior to advertisement for bids.

School Choice Enhancements: COMPLETED 05/2018. Voting completed 10/14/16. Outdoor benches delivered 12/2016; cafeteria tables delivered and installed 01/2017. Upgrade to school offices and music room completed 11/2017. Additional murals and floor mats delivered 03/2018. Outdoor mats delivered 04/2018. Marquee Installed and Functional 05/2018.

SMART Facilities Update By Project



Primary Renovation

Phase: **5% Complete**

SCHEDULE: (Calendar Year)	1: Planning	2: Hire A/E	3: Design	4: Hire Contractor	5: Construction	6: Closeout
Planned	Q1 2016	Q1 2016	Q3 2016	Q4 2017	Q2 2018	Q1 2019
New Planned	Q1 2016	Q1 2016	Q3 2016	Q3 2019	Q1 2020	Q1 2021
Actual/Forecast	1/6/2016	3/15/2016	9/26/2016	5/18/2020	Q1 2021	

SCOPE:	BUDGET:
Bldg Envelope Impr. (Roof, Window, Ext Wall, etc.)	\$1,019,000
Electrical Improvements	\$481,000
Fire Alarm	\$294,000
Fire Sprinklers	\$21,000
HVAC Improvements	\$826,000
Media Center improvements	\$325,000
Safety / Security Upgrade	\$192,000
Safety/ Ventilation	\$73,764

FLAG: S - Project Delayed

COMMENTS:

Reason: Delays have occurred in the permitting process of the design phase. The design firm has required multiple months to resubmit for a second review. Remedy: The owner will be enforcing terms of the contract for delays.

FLAG KEY: S=Schedule B= Budget

S-Project Delayed=Schedule: Project has missed the planned milestone date for progressing to the next phase in the process.

S-Delay Possible=Schedule: Reflects a possibility of the project missing the planned milestone date for progressing to next phase in the process.

B=Budget: reflects a need for board approved increase in funding based on bid and/or change order results.

Sheridan Hills Elementary School

SMART Facilities Update by Project Cont.

School Choice Enhancements*

Phase: **100%** Complete

SCHEDULE:	PH:1 Planning/Design	PH:2 Implement	PH:3 Complete
Planned	Q1 2015	Q4 2016	Q1 2018
Actual	11/2015	10/2016	05/2018

SCOPE:	BUDGET:	FLAG:
School Choice Enhancement	\$100,000	COMMENTS:

*SCEP projects follows a three-phase design process that begins with planning/design, followed by implementation and finally completion when all items have been delivered and installed.



Sheridan Park Elementary School

2310 N 70 TERRACE, HOLLYWOOD 33024

Location Num	1321
Board District	1
Board Member	Ann Murray
ADEFP Budget*	\$3,573,377
Total Facilities Budget	\$3,215,000

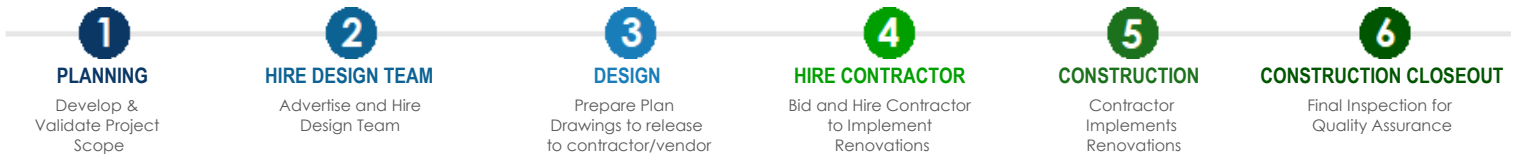
***NOTE** This quarter reflects the Adopted District Educational Facilities Plan total budget as approved by SBBC in September 2019. This budget includes Technology improvements and Musical Instruments Replacements which are not included in this section of the report.
 - All dates are based on calendar year. SMART funded projects are included. Only
 - Projects without expenditures to date may not show up in the "Financially Active Project Detail Schedule".

PRIMARY PROJECTS CURRENT STATUS: Hire Contractor

Primary Renovation: Contractor procurement in progress. Bid advertisement is scheduled for December 2020.

School Choice Enhancements: COMPLETED 03/2020 - Voting authorized 5/14/2019. Voting complete 6/6/2019. Install impact glass in Fish #101 and 101K, Office Furniture, and Carpet Extractor are on order. ID machine, activepanels (Promethean), Poster maker, and (1) desktop, delivered 09/2019. Aiphone and strike have been permitted; target installation TBD. (18) Promethean Boards received 01/2020. PPO replaced the doors in FISH 101 and 101K, and installed the strikes consecutively; and work completed 02/2020. Carpet replacement in the administration area is on order.

SMART Facilities Update By Project



Primary Renovation

Phase: **5% Complete**

SCHEDULE: (Calendar Year)	1: Planning	2: Hire A/E	3: Design	4: Hire Contractor	5: Construction	6: Closeout
Planned	Q4 2017	Q1 2018	Q4 2018	Q2 2019	Q4 2019	Q2 2020
New Planned	Q4 2017	Q1 2018	Q4 2018	Q3 2019	Q2 2020	Q1 2021
Actual/Forecast	6/1/2017	8/30/2017	3/5/2018	1/13/2020	Q1 2021	

SCOPE:	BUDGET:
Bldg Envelope Impr. (Roof, Window, Ext Wall, etc.)	\$1,577,000
Electrical Improvements	\$336,000
Fire Alarm	\$294,000
HVAC Improvements	\$470,000
Media Center improvements	\$365,000
Safety / Security Upgrade	\$73,000

FLAG: S - Project Delayed

COMMENTS:
 Funding Year 1 thru 3 projects are to take priority for advertisement of bid. The project is funded under Year 5 and will be advertised after the funding Year 1 thru 3 projects that are prepared for advertisement.

FLAG KEY: S=Schedule B= Budget

S-Project Delayed=Schedule: Project has missed the planned milestone date for progressing to the next phase in the process.

S-Delay Possible=Schedule: Reflects a possibility of the project missing the planned milestone date for progressing to next phase in the process.

B=Budget: reflects a need for board approved increase in funding based on bid and/or change order results.

Sheridan Park Elementary School

SMART Facilities Update by Project Cont.

School Choice Enhancements*

Phase: **97% Complete**

SCHEDULE:	PH:1 Planning/Design	PH:2 Implement	PH:3 Complete
Planned	Q4 2018	Q2 2019	Q1 2020
Actual	11/2018	06/2019	03/2020

SCOPE:

School Choice Enhancement

BUDGET:

\$100,000

FLAG:

COMMENTS:

All items approved by voting process have been delivered and installed. Additional items are on order with the remaining funding from the contingency portion of the SCEP funding.

*SCEP projects follows a three-phase design process that begins with planning/design, followed by implementation and finally completion when all items have been delivered and installed.



Sheridan Technical College

(f.k.a. Sheridan Technical Center)

5400 W SHERIDAN STREET, HOLLYWOOD 33021

Location Num	1051
Board District	1
Board Member	Ann Murray
ADEFP Budget*	\$8,726,000
Total Facilities Budget	\$7,870,000

***NOTE** This quarter reflects the Adopted District Educational Facilities Plan total budget as approved by SBBC in September 2019. This budget includes Technology improvements and Musical Instruments Replacements which are not included in this section of the report.

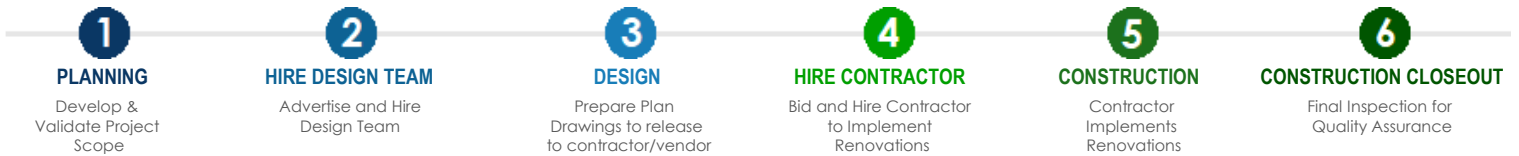
- All dates are based on calendar year. SMART funded projects are included. Only
- Projects without expenditures to date may not show up in the "Financially Active Project Detail Schedule".

PRIMARY PROJECTS CURRENT STATUS: Design

Primary Renovation: 100% Construction Documents in the permitting process. Design firm currently revising and resubmitting for the second permit review.

School Choice Enhancements: Voting completed 03/2019. Furniture for the registration office is on order.

SMART Facilities Update By Project



Primary Renovation

Phase: **96% Complete**

SCHEDULE: (Calendar Year)	1: Planning	2: Hire A/E	3: Design	4: Hire Contractor	5: Construction	6: Closeout
Planned	Q1 2018	Q2 2018	Q1 2019	Q3 2019	Q2 2020	Q1 2021
New Planned	Q1 2018	Q2 2018	Q1 2019	Q4 2019	Q1 2020	Q3 2021
Actual/Forecast	7/1/2017	9/20/2017	3/6/2018	Q3 2020		

SCOPE:	BUDGET:
Bldg Envelope Impr. (Roof, Window, Ext Wall, etc.)	\$2,731,000
Electrical Improvements	\$393,000
Fire Alarm	\$461,000
Fire Sprinklers	\$179,000
HVAC Improvements	\$3,592,000
Media Center improvements	\$414,000

FLAG: S - Project Delayed

COMMENTS:

Reason: Delays have occurred during design due to multiple submissions to close review comments prior to permit review.
Remedy: Comments have been closed and the project has been submitted for permit review. The owner will be enforcing terms of the contract for delays.

FLAG KEY: S=Schedule B= Budget

S-Project Delayed=Schedule: Project has missed the planned milestone date for progressing to the next phase in the process.

S-Delay Possible=Schedule: Reflects a possibility of the project missing the planned milestone date for progressing to next phase in the process.

B=Budget: reflects a need for board approved increase in funding based on bid and/or change order results.

Sheridan Technical College

(f.k.a. Sheridan Technical Center)

SMART Facilities Update by Project Cont.

School Choice Enhancements*

Phase: **10% Complete**

SCHEDULE:	PH:1 Planning/Design	PH:2 Implement	PH:3 Complete
Planned	Q4 2018	Q1 2019	TBD
Actual	11/2018	03/2019	TBD

SCOPE:	BUDGET:	FLAG:
School Choice Enhancement	\$100,000	COMMENTS: Planned dates shown as TBD will be provided after all items have been ordered and funds allocated.

*SCEP projects follows a three-phase design process that begins with planning/design, followed by implementation and finally completion when all items have been delivered and installed.



Sheridan Technical High School

3775 SW 16TH STREET, FORT LAUDERDALE 33312

Location Num	1051-1
Board District	3
Board Member	Heather P. Brinkworth
ADEFP Budget*	\$2,210,000
Total Facilities Budget	\$2,170,000

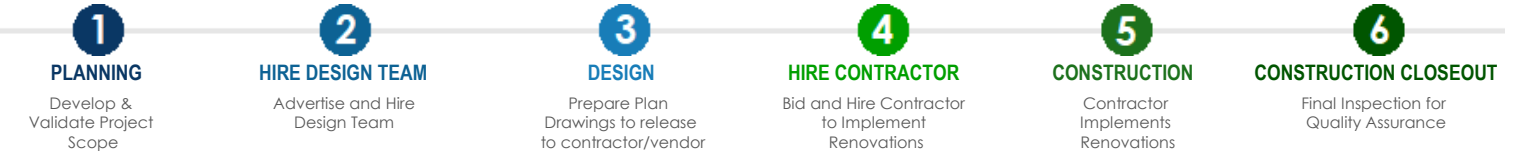
***NOTE** This quarter reflects the Adopted District Educational Facilities Plan total budget as approved by SBBC in September 2019. This budget includes Technology improvements and Musical Instruments Replacements which are not included in this section of the report.
 - All dates are based on calendar year. SMART funded projects are included. Only
 - Projects without expenditures to date may not show up in the "Financially Active Project Detail Schedule".

PRIMARY PROJECTS CURRENT STATUS: Design

Primary Renovation: Design Scope Validation is in progress.

School Choice Enhancements: COMPLETED 09/2019 - Voting authorized 5/2/2019. Voting complete 5/10/2019. (115) ThinkPad L390, (115) ThinkPad 15.6 inch backpack delivered 09/2019.

SMART Facilities Update By Project



Primary Renovation

Phase: **5% Complete**

SCHEDULE: (Calendar Year)	1: Planning	2: Hire A/E	3: Design	4: Hire Contractor	5: Construction	6: Closeout
Planned	Q2 2018	Q3 2018	Q1 2019	Q3 2019	Q2 2020	Q4 2020
New Planned	Q2 2018	Q3 2018	Q2 2019	Q3 2020	Q1 2021	Q2 2022
Actual/Forecast	11/13/2017	12/13/2017	6/25/2020	Q2 2021		

SCOPE:	BUDGET:	FLAG: S - Delay Possible
Bldg Envelope Impr. (Roof, Window, Ext Wall, etc.)	\$1,448,000	COMMENTS: Reason: Delays occurred due to additional review of the delivery method and Board approval to perform the project using CMAR services. Remedy: Board approval of the CM firm is pending. Once the CMAR firm has been hired, an Authorization to Proceed will be executed for both design firm and CMAR contractor.
HVAC Improvements	\$622,000	

School Choice Enhancements*

Phase: **100% Complete**

SCHEDULE:	PH:1 Planning/Design	PH:2 Implement	PH:3 Complete
Planned	Q4 2018	Q2 2019	Q2 2020
Actual	11/2018	05/2019	09/2019

SCOPE:	BUDGET:	FLAG:
School Choice Enhancement	\$100,000	COMMENTS:

*SCEP projects follows a three-phase design process that begins with planning/design, followed by implementation and finally completion when all items have been delivered and installed.



Silver Lakes Elementary School

2300 SW 173 AVENUE, MIRAMAR 33029

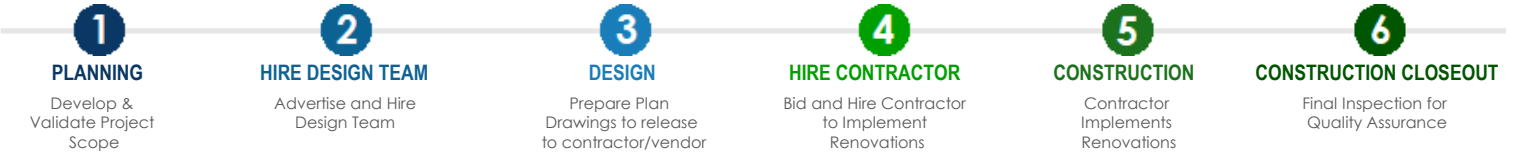
Location Num	3371
Board District	2
Board Member	Patricia Good
ADEFP Budget*	\$2,786,741
Total Facilities Budget	\$2,349,741

***NOTE** This quarter reflects the Adopted District Educational Facilities Plan total budget as approved by SBBC in September 2019. This budget includes Technology improvements and Musical Instruments Replacements which are not included in this section of the report.
 - All dates are based on calendar year. SMART funded projects are included. Only
 - Projects without expenditures to date may not show up in the "Financially Active Project Detail Schedule".

PRIMARY PROJECTS CURRENT STATUS: **Construction**

Primary Renovation: Construction in progress. Roof repairs are complete. Pending final inspections to receive Substantial Completion.
 School Choice Enhancements: Completed - Voting completed 10/26/18 - New Prek-2 playground with shade and PIP surfacing permit issued 5/20/2019; Plan Change permitted 07/2019; Permit issued 08/2019. Construction began 09/2019; completed 01/2020.

SMART Facilities Update By Project



Primary Renovation

Phase: **99% Complete**

SCHEDULE: (Calendar Year)	1: Planning	2: Hire A/E	3: Design	4: Hire Contractor	5: Construction	6: Closeout
Planned	Q2 2017	Q2 2017	Q2 2017	Q4 2017	Q3 2018	Q3 2019
New Planned	Q2 2017	Q2 2017	Q2 2017	Q4 2017	Q1 2019	Q3 2019
Actual/Forecast	4/10/2017	4/10/2017	7/11/2017	6/30/2018	5/17/2019	7/30/2020

SCOPE:	BUDGET:
Additional Funding - Board Approved 12/18/18 (JJ-8)	\$1,505,741
Bldg Envelope Impr. (Roof, Window, Ext Wall, etc.)	\$588,000
HVAC Improvements	\$156,000

FLAG: S - Project Delayed

COMMENTS:
 Original contractual date of substantial completion is 11/19/2019. Reason: Delays occurred during the design and bid and award phases. These delays have not been recovered during construction. Additionally, the project is delayed by two months during construction due to contractor performance. Remedy: Pending final inspections for Substantial Completion.

FLAG KEY: S=Schedule B= Budget

S-Project Delayed=Schedule: Project has missed the planned milestone date for progressing to the next phase in the process.

S-Delay Possible=Schedule: Reflects a possibility of the project missing the planned milestone date for progressing to next phase in the process.

B=Budget: reflects a need for board approved increase in funding based on bid and/or change order results.

Silver Lakes Elementary School

SMART Facilities Update by Project Cont.

School Choice Enhancements*

Phase: **100%** Complete

SCHEDULE:	PH:1 Planning/Design	PH:2 Implement	PH:3 Complete
Planned	Q1 2015	Q4 2018	Q1 2020
Actual	11/2015	10/2018	01/2020

SCOPE:	BUDGET:	FLAG:
School Choice Enhancement	\$100,000	COMMENTS:

*SCEP projects follows a three-phase design process that begins with planning/design, followed by implementation and finally completion when all items have been delivered and installed.



Silver Lakes Middle School

7600 TAM O'SHANTER BOULEVARD, NORTH LAUDERDALE 33068

Location Num	2971
Board District	4
Board Member	Lori Alhadeff
ADEFP Budget*	\$2,931,000
Total Facilities Budget	\$2,250,000

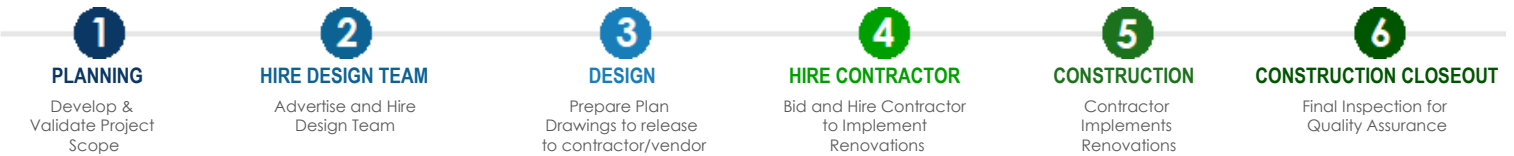
***NOTE** This quarter reflects the Adopted District Educational Facilities Plan total budget as approved by SBBC in September 2019. This budget includes Technology improvements and Musical Instruments Replacements which are not included in this section of the report.
 - All dates are based on calendar year. SMART funded projects are included. Only
 - Projects without expenditures to date may not show up in the "Financially Active Project Detail Schedule".

PRIMARY PROJECTS CURRENT STATUS: Design

Primary Renovation: Design Scope Validation is in progress.

School Choice Enhancements: Principal's letter initiated 11/30/2018 for Year 5 group. Kick-off meeting has been held. Ballot development is in progress.

SMART Facilities Update By Project



Primary Renovation

Phase: **5% Complete**

SCHEDULE: (Calendar Year)	1: Planning	2: Hire A/E	3: Design	4: Hire Contractor	5: Construction	6: Closeout
Planned	Q1 2018	Q2 2018	Q1 2019	Q3 2019	Q1 2020	Q4 2020 Q1 2021
New Planned	Q1 2018	Q2 2018	Q2 2019	Q4 2020	Q3 2021	Q3 2022 Q4 2022
Actual/Forecast	9/28/2017	6/27/2018	6/7/2020	Q2 2021		

SCOPE:	BUDGET:
Bldg Envelope Impr. (Roof, Window, Ext Wall, etc.)	\$1,021,000
Fire Sprinklers	\$999,000
Media Center improvements	\$130,000

FLAG: S - Delay Possible

COMMENTS:
 Reason: Delays occurred due to additional review of the delivery method and Board approval to perform the project using CMAR services. Remedy: Authorization to Proceed has been executed and the design has begun.

FLAG KEY: S=Schedule B= Budget

S-Project Delayed=Schedule: Project has missed the planned milestone date for progressing to the next phase in the process.

S-Delay Possible=Schedule: Reflects a possibility of the project missing the planned milestone date for progressing to next phase in the process.

B=Budget: reflects a need for board approved increase in funding based on bid and/or change order results.

Silver Lakes Middle School

SMART Facilities Update by Project Cont.

School Choice Enhancements*

Phase: **10% Complete**

SCHEDULE:	PH:1 Planning/Design	PH:2 Implement	PH:3 Complete
Planned	Q4 2018	TBD	TBD
Actual	11/2018		

SCOPE:	BUDGET:	FLAG:
School Choice Enhancement	\$100,000	COMMENTS: Planned date for Implementation phase shown as TBD will be provided after voting process has been completed by the school community.

*SCEP projects follows a three-phase design process that begins with planning/design, followed by implementation and finally completion when all items have been delivered and installed.



Silver Palms Elementary School

1209 NW 155 AVENUE, PEMBROKE PINES 33028

Location Num	3491
Board District	2
Board Member	Patricia Good
ADEFP Budget*	\$1,876,000
Total Facilities Budget	\$1,443,000

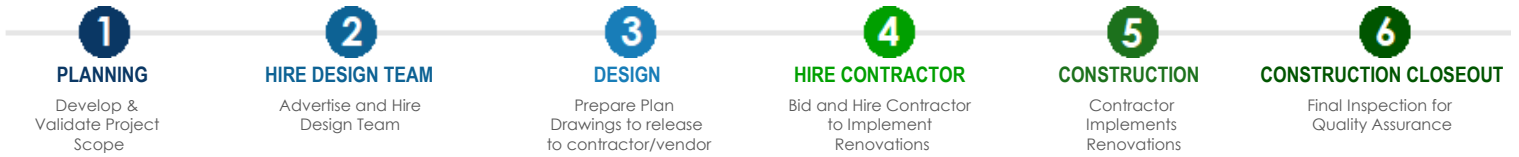
***NOTE** This quarter reflects the Adopted District Educational Facilities Plan total budget as approved by SBBC in September 2019. This budget includes Technology improvements and Musical Instruments Replacements which are not included in this section of the report.
 - All dates are based on calendar year. SMART funded projects are included. Only
 - Projects without expenditures to date may not show up in the "Financially Active Project Detail Schedule".

PRIMARY PROJECTS CURRENT STATUS: Hire Contractor

Primary Renovation: Contractor procurement in progress. Bid advertisement has been changed to August 2020.

School Choice Enhancements: Kick-off meeting held during SAC on 2/20/2019. Voting authorized 5/8/2019. Voting completed 5/20/2019. Retrofitting the existing marquee to a digital marquee, school beautification, Media Center / School Improvements furniture delivered 06/2020.

SMART Facilities Update By Project



Primary Renovation

Phase: **5% Complete**

SCHEDULE: (Calendar Year)	1: Planning	2: Hire A/E	3: Design	4: Hire Contractor	5: Construction	6: Closeout
Planned	Q2 2018	Q3 2018	Q2 2019	Q4 2019	Q2 2020	Q1 2021
New Planned	Q2 2018	Q3 2018	Q2 2019	Q4 2019	Q2 2020	Q1 2021
Actual/Forecast	9/28/2017	2/6/2018	8/1/2018	11/20/2019	Q1 2021	

SCOPE:	BUDGET:
Bldg Envelope Impr. (Roof, Window, Ext Wall, etc.)	\$1,337,000
PE/Athletic Improvements	\$6,000

FLAG: S - Project Delayed

COMMENTS:
 Funding Year 1 thru 3 projects are to take priority for advertisement of bid. The project is funded under Year 5 and will be advertised after the funding Year 1 thru 3 projects that are prepared for advertisement.

FLAG KEY: S=Schedule B= Budget

S-Project Delayed=Schedule: Project has missed the planned milestone date for progressing to the next phase in the process.

S-Delay Possible=Schedule: Reflects a possibility of the project missing the planned milestone date for progressing to next phase in the process.

B=Budget: reflects a need for board approved increase in funding based on bid and/or change order results.

Silver Palms Elementary School

SMART Facilities Update by Project Cont.

School Choice Enhancements*

Phase: **15%** Complete

SCHEDULE:	PH:1 Planning/Design	PH:2 Implement	PH:3 Complete
Planned	Q4 2018	Q2 2019	TBD
Actual	11/2018	05/2019	TBD

SCOPE:

School Choice Enhancement

BUDGET:

\$100,000

FLAG:

COMMENTS:

Planned dates shown as TBD will be provided after all items have been ordered and funds allocated.

*SCEP projects follows a three-phase design process that begins with planning/design, followed by implementation and finally completion when all items have been delivered and installed.



Silver Ridge Elementary School

9100 SW 36 STREET, DAVIE 33328

Location Num	3081
Board District	6
Board Member	Laurie Rich Levinson
ADEFP Budget*	\$3,646,700
Total Facilities Budget	\$3,132,700

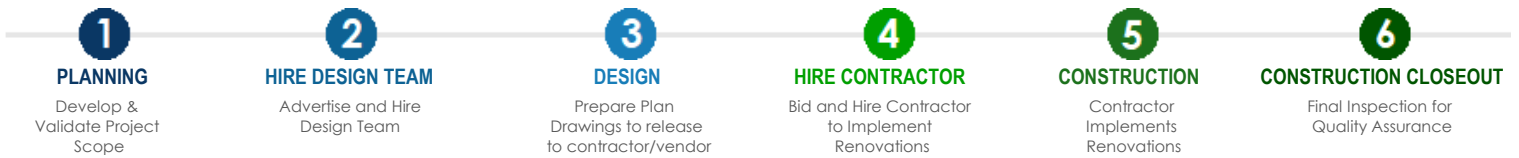
***NOTE** This quarter reflects the Adopted District Educational Facilities Plan total budget as approved by SBBC in September 2019. This budget includes Technology improvements and Musical Instruments Replacements which are not included in this section of the report.
 - All dates are based on calendar year. SMART funded projects are included. Only
 - Projects without expenditures to date may not show up in the "Financially Active Project Detail Schedule".

PRIMARY PROJECTS CURRENT STATUS: **Construction**

Primary Renovation: Construction in progress. HVAC installation is nearing completion. Finish work is in progress on all buildings. Fire alarm work is in progress.

School Choice Enhancements: COMPLETED 01/2018: Voting completed 3/16/17; Classroom rugs, Pre-K and K tricycles and LCD projector delivered 06/2017. Picnic benches delivered 07/2017. Ellison Pro-Machine, laptops and laptop carts delivered 06/2017. iPad delivered 08/2017. Laptops delivered 11/2017. TV production system delivered 12/2017. Additional laptops delivered 01/2018.

SMART Facilities Update By Project



Primary Renovation

Phase: **65% Complete**

SCHEDULE: (Calendar Year)	1: Planning	2: Hire A/E	3: Design	4: Hire Contractor	5: Construction	6: Closeout
Planned	Q2 2017	Q2 2017	Q1 2018	Q3 2018	Q1 2019	Q1 2020
New Planned	Q2 2017	Q2 2017	Q1 2018	Q2 2019	Q4 2019	Q4 2020
Actual/Forecast	4/14/2017	5/19/2017	12/4/2017	12/17/2018	8/9/2019	1/31/2021

SCOPE:	BUDGET:
Additional Funding - Board Approved 4/9/19 (JJ-2)	\$1,074,700
Bldg Envelope Impr. (Roof, Window, Ext Wall, etc.)	\$207,000
HVAC Improvements	\$1,751,000

FLAG: S - Delay Possible

COMMENTS:

Original contractual date of substantial completion is 5/19/2020. Project has been delayed during construction due to revisions in the scope. The original scope of work included replacement of HVAC units on the interior of the facility. The scope has been revised to include exterior unit replacement.

FLAG KEY: S=Schedule B= Budget

S-Project Delayed=Schedule: Project has missed the planned milestone date for progressing to the next phase in the process.

S-Delay Possible=Schedule: Reflects a possibility of the project missing the planned milestone date for progressing to next phase in the process.

B=Budget: reflects a need for board approved increase in funding based on bid and/or change order results.

Silver Ridge Elementary School

SMART Facilities Update by Project Cont.

School Choice Enhancements*

Phase: **100%** Complete

SCHEDULE:	PH:1 Planning/Design	PH:2 Implement	PH:3 Complete
Planned	Q1 2015	Q1 2017	Q4 2017
Actual	11/2015	03/2017	01/2018

SCOPE:	BUDGET:	FLAG:
School Choice Enhancement	\$100,000	COMMENTS:

*SCEP projects follows a three-phase design process that begins with planning/design, followed by implementation and finally completion when all items have been delivered and installed.



Silver Shores Elementary School

1701 SW 160 AVENUE, MIRAMAR 33027

Location Num	3581
Board District	2
Board Member	Patricia Good
ADEFP Budget*	\$2,610,560
Total Facilities Budget	\$2,365,560

***NOTE** This quarter reflects the Adopted District Educational Facilities Plan total budget as approved by SBBC in September 2019. This budget includes Technology improvements and Musical Instruments Replacements which are not included in this section of the report.
 - All dates are based on calendar year. SMART funded projects are included. Only
 - Projects without expenditures to date may not show up in the "Financially Active Project Detail Schedule".

PRIMARY PROJECTS CURRENT STATUS: Complete

Primary Renovation: Complete.

School Choice Enhancements: COMPLETED 02/2019 - Revoting completed 05/2016. Student laptops delivered 09/2016. Classroom furniture delivered 07/2017. Additional furniture for computer lab and related arts delivered 11/2017. Additional laptops (15) delivered 05/2018. Electric strike and proximity pad installed 06/2018. Shades installation completed 06/2018. Student furniture for the media center delivered 02/2019.

SMART Facilities Update By Project



Primary Renovation

Phase: 100% Complete

SCHEDULE: (Calendar Year)	1: Planning	2: Hire A/E	3: Design	4: Hire Contractor	5: Construction	6: Closeout
Planned	Q4 2016	Q4 2016	Q1 2017	Q3 2017	Q2 2018	Q1 2019
New Planned	Q4 2016	Q4 2016	Q1 2017	Q3 2017	Q1 2019	Q4 2019
Actual/Forecast	12/14/2016	12/14/2016	3/6/2017	8/9/2018	1/17/2019	10/18/2019

SCOPE:	BUDGET:	FLAG:
Additional Funding - Board Approved 12/04/18 (JJ-2)	\$1,231,560	COMMENTS:
Bldg Envelope Impr. (Roof, Window, Ext Wall, etc.)	\$890,000	
HVAC Improvements	\$144,000	

School Choice Enhancements*

Phase: 100% Complete

SCHEDULE:	PH:1 Planning/Design	PH:2 Implement	PH:3 Complete
Planned	Q1 2015	Q2 2016	Q2 2018
Actual	11/2015	05/2016	02/2019

SCOPE:	BUDGET:	FLAG:
School Choice Enhancement	\$100,000	COMMENTS:

*SCEP projects follows a three-phase design process that begins with planning/design, followed by implementation and finally completion when all items have been delivered and installed.

FLAG KEY: S=Schedule B= Budget

S-Project Delayed=Schedule: Project has missed the planned milestone date for progressing to the next phase in the process.

S-Delay Possible=Schedule: Reflects a possibility of the project missing the planned milestone date for progressing to next phase in the process.

B=Budget: reflects a need for board approved increase in funding based on bid and/or change order results.



Silver Trail Middle School

18300 SHERIDAN STREET, PEMBROKE PINES 33331

Location Num	3331
Board District	2
Board Member	Patricia Good
ADEFP Budget*	\$7,653,150
Total Facilities Budget	\$6,908,150

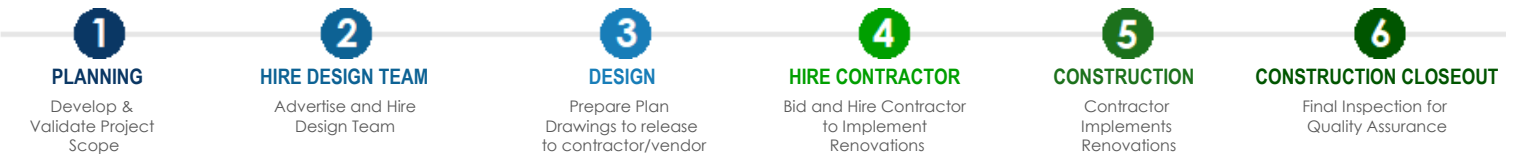
***NOTE** This quarter reflects the Adopted District Educational Facilities Plan total budget as approved by SBBC in September 2019. This budget includes Technology improvements and Musical Instruments Replacements which are not included in this section of the report.
 - All dates are based on calendar year. SMART funded projects are included. Only
 - Projects without expenditures to date may not show up in the "Financially Active Project Detail Schedule".

PRIMARY PROJECTS CURRENT STATUS: **Construction**

Primary Renovation: Construction in progress. HVAC air handling unit installation is complete. The cooling tower repairs are complete. Roofing work at Buildings 1, 2 and 3 is in progress.

School Choice Enhancements: COMPLETED 11/2018- Voting completed 7/22/16. Furniture for common areas delivered 09/2016 and 04/2017 respectively. Student computers delivered 01/2017. Digital marquee structural, electrical and training completed 11/2018.

SMART Facilities Update By Project



Primary Renovation

Phase: **67% Complete**

SCHEDULE: (Calendar Year)	1: Planning	2: Hire A/E	3: Design	4: Hire Contractor	5: Construction	6: Closeout
Planned	Q1 2016	Q2 2016	Q4 2016	Q3 2017	Q4 2017	Q4 2018
New Planned	Q1 2016	Q2 2016	Q4 2016	Q3 2017	Q4 2017	Q3 2019
Actual/Forecast	1/26/2016	4/5/2016	10/26/2016	6/6/2018	8/28/2018	7/29/2020

SCOPE:	BUDGET:
Additional Funding - Board Approved 07/24/18 (JJ-2)	\$1,781,150
HVAC Improvements	\$1,446,000
Re-roofing of existing Buildings #1 and part of #2	\$2,976,000

FLAG: **S - Project Delayed**

COMMENTS:
 Original contractual date of substantial completion is 9/20/2019. Reason: Delays from design and bid and award have not been recovered. Currently experiencing additional delays during construction due to roofing sub-contract performance and schedule adherence. Remedy: A recovery schedule has been issued by the contractor and they are on track to meet the recovery schedule.

Roofing

Phase: **100% Complete**

SCHEDULE: (Calendar Year)	1: Planning	2: Hire A/E	3: Design	4: Hire Contractor	5: Construction	6: Closeout
Planned	N/A	N/A	N/A	N/A	N/A	N/A
Actual/Forecast	N/A	N/A	N/A	N/A	N/A	5/25/2015

SCOPE:	BUDGET:
Emergency Re-roofing (Bldg 2 section C & D)	\$605,000

FLAG:

COMMENTS:

FLAG KEY: **S**=Schedule **B**= Budget

S-Project Delayed=Schedule: Project has missed the planned milestone date for progressing to the next phase in the process.

S-Delay Possible=Schedule: Reflects a possibility of the project missing the planned milestone date for progressing to next phase in the process.

B=Budget: reflects a need for board approved increase in funding based on bid and/or change order results.

Silver Trail Middle School

SMART Facilities Update by Project Cont.

School Choice Enhancements*

Phase: **100%** Complete

SCHEDULE:	PH:1 Planning/Design	PH:2 Implement	PH:3 Complete
Planned	Q1 2015	Q3 2016	Q2 2018
Actual	11/2015	07/2016	11/2018

SCOPE:	BUDGET:	FLAG:
School Choice Enhancement	\$100,000	COMMENTS:

*SCEP projects follows a three-phase design process that begins with planning/design, followed by implementation and finally completion when all items have been delivered and installed.



South Broward High School

1901 N FEDERAL HIGHWAY, HOLLYWOOD 33020

Location Num	0171
Board District	1
Board Member	Ann Murray
ADEFP Budget*	\$6,505,000
Total Facilities Budget	\$5,903,000

***NOTE** This quarter reflects the Adopted District Educational Facilities Plan total budget as approved by SBBC in September 2019. This budget includes Technology improvements and Musical Instruments Replacements which are not included in this section of the report.

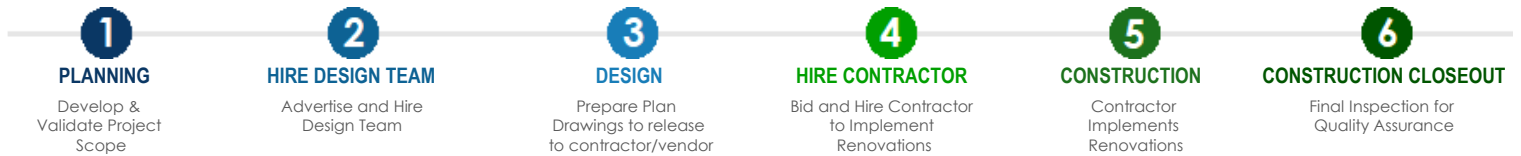
- All dates are based on calendar year. SMART funded projects are included. Only
- Projects without expenditures to date may not show up in the "Financially Active Project Detail Schedule".

PRIMARY PROJECTS CURRENT STATUS: Hire Contractor

Primary Renovation: Contractor procurement in progress. Pending Board approval to award scheduled for July 2020.

School Choice Enhancements: COMPLETED 07/2019 - Voting completed 1/26/2018. Projectors delivered 05/2018. Auditorium sound system delivered and installed 06/2018. Projectors received 04/2019. Installation completed 7/2019.

SMART Facilities Update By Project



Primary Renovation

Phase: **70% Complete**

SCHEDULE: (Calendar Year)	1: Planning	2: Hire A/E	3: Design	4: Hire Contractor	5: Construction	6: Closeout
Planned	Q3 2016	Q4 2016	Q2 2017	Q1 2018	Q3 2018	Q4 2019 / Q1 2020
New Planned	Q3 2016	Q4 2016	Q2 2017	Q1 2019	Q3 2019	Q4 2020 / Q1 2021
Actual/Forecast	8/22/2016	10/18/2016	4/3/2017	9/5/2019	Q3 2020	

SCOPE:	BUDGET:
ADA renovations related to educational adequacy	\$25,000
Bldg Envelope Impr. (Roof, Window, Ext Wall, etc.)	\$2,290,000
Electrical Improvements	\$1,498,000
Fire Sprinklers	\$48,000
HVAC Improvements	\$1,117,000
Safety / Security Upgrade	\$242,000
STEM Lab improvements	\$462,000

FLAG: S - Project Delayed

COMMENTS:

Reason: Delays have occurred during the design phase related to an above average number of submissions for permit review prior to receiving an LOR. Additional delays have occurred during bid and award due to the required roofing reality check. The purpose of the reality check is to identify opportunities for cost and scope efficiencies. Remedy: The Letter of Recommendation for Permit has been received and the project is ready for bid advertisement. Funding Year 1 and 2 projects are to take priority for advertisement of bid. The project is funded under Year 3 and has been advertised after the funding Year 1 and 2 projects were advertised.

FLAG KEY: S=Schedule B= Budget

S-Project Delayed=Schedule: Project has missed the planned milestone date for progressing to the next phase in the process.

S-Delay Possible=Schedule: Reflects a possibility of the project missing the planned milestone date for progressing to next phase in the process.

B=Budget: reflects a need for board approved increase in funding based on bid and/or change order results.

South Broward High School

SMART Facilities Update by Project Cont.

Weight Room

Phase: **100%** Complete

SCHEDULE: (Calendar Year)	1: Planning	2: Hire A/E	3: Design	4: Hire Contractor	5: Construction	6: Closeout
Planned	Q2 2017	Q2 2017	Q3 2017	Q3 2017	Q3 2017	Q4 2017
Actual/Forecast	5/4/2017	5/11/2017	7/13/2017	9/13/2017	1/5/2018	2/23/2018

SCOPE: Weight Room Renovation	BUDGET: \$121,000	FLAG: COMMENTS:
---	-----------------------------	----------------------------------

School Choice Enhancements*

Phase: **100%** Complete

SCHEDULE:	PH:1 Planning/Design	PH:2 Implement	PH:3 Complete
Planned	Q4 2016	Q1 2018	Q3 2018
Actual	12/2016	01/2018	07/2019

SCOPE: School Choice Enhancement	BUDGET: \$100,000	FLAG: COMMENTS:
--	-----------------------------	----------------------------------

*SCEP projects follows a three-phase design process that begins with planning/design, followed by implementation and finally completion when all items have been delivered and installed.



South Plantation High School

1300 PALADIN WAY, PLANTATION 33317

Location Num	2351
Board District	6
Board Member	Laurie Rich Levinson
ADEFP Budget*	\$5,960,000
Total Facilities Budget	\$4,618,000

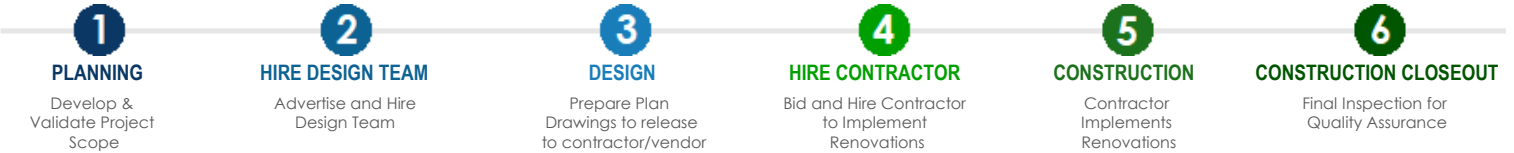
***NOTE** This quarter reflects the Adopted District Educational Facilities Plan total budget as approved by SBBC in September 2019. This budget includes Technology improvements and Musical Instruments Replacements which are not included in this section of the report.
 - All dates are based on calendar year. SMART funded projects are included. Only
 - Projects without expenditures to date may not show up in the "Financially Active Project Detail Schedule".

PRIMARY PROJECTS CURRENT STATUS: Design

Primary Renovation: 100% Construction Documents in review. Pending design descoping of the HVAC scope prior to submitting for Permit review.

School Choice Enhancements: Kick-off meeting held during SAC on 1/8/2019. Ballot Development in progress.

SMART Facilities Update By Project



Primary Renovation

Phase: **92% Complete**

SCHEDULE: (Calendar Year)	1: Planning	2: Hire A/E	3: Design	4: Hire Contractor	5: Construction	6: Closeout
Planned	Q1 2018	Q2 2018	Q4 2018	Q3 2019	Q1 2020	Q3 2020
New Planned	Q1 2018	Q2 2018	Q4 2018	Q4 2019	Q3 2020	Q1 2022
Actual/Forecast	8/1/2017	10/6/2017	5/3/2018	Q1 2021		

SCOPE:	BUDGET:
Bldg Envelope Impr. (Roof, Window, Ext Wall, etc.)	\$516,000
Electrical Improvements	\$510,000
Fire Sprinklers	\$790,000
Media Center improvements	\$830,000
STEM Lab improvements	\$787,000

FLAG: S - Project Delayed

COMMENTS:
 Reason: Delays have occurred during the design phase of the project. The design firm is past their design schedule on the project. Additionally, clarification is needed for the HVAC scope which will add a small delay to the design process. Remedy: Design is being revised to descope the HVAC scope.

Weight Room

Phase: **100% Complete**

SCHEDULE: (Calendar Year)	1: Planning	2: Hire A/E	3: Design	4: Hire Contractor	5: Construction	6: Closeout
Planned	Q4 2017	Q4 2017	Q4 2017	Q2 2018	Q2 2018	Q3 2018
Actual/Forecast	1/1/2018	1/8/2018	2/5/2018	4/17/2018	4/25/2018	9/21/2018

SCOPE:	BUDGET:
Weight Room Renovation	\$121,000

FLAG:

COMMENTS:

FLAG KEY: S=Schedule B= Budget

S-Project Delayed=Schedule: Project has missed the planned milestone date for progressing to the next phase in the process.

S-Delay Possible=Schedule: Reflects a possibility of the project missing the planned milestone date for progressing to next phase in the process.

B=Budget: reflects a need for board approved increase in funding based on bid and/or change order results.

South Plantation High School

SMART Facilities Update by Project Cont.

HVAC Improvements

Phase: **55% Complete**

SCHEDULE: (Calendar Year)	1: Planning	2: Hire A/E	3: Design	4: Hire Contractor	5: Construction	6: Closeout
Planned	N/A	N/A	N/A	N/A	N/A	N/A
New Planned	Q1 2020	Q1 2020	Q2 2020	Q4 2020	Q1 2021	Q2 2021
Actual/Forecast	3/5/2020	3/5/2020	Q3 2020			

SCOPE: HVAC Improvements	BUDGET: \$964,000	FLAG: S - Project Delayed
COMMENTS: HVAC scope of work project is delayed due to the descoping from the Primary Renovation. Pending proposal from design firm prior to submitting for Board approval to award the design contract.		

School Choice Enhancements*

Phase: **25% Complete**

SCHEDULE:	PH:1 Planning/Design	PH:2 Implement	PH:3 Complete
Planned	Q4 2018	TBD	TBD
Actual	11/2018		

SCOPE: School Choice Enhancement	BUDGET: \$100,000	FLAG:
COMMENTS: Planned date for Implementation phase shown as TBD will be provided after voting process has been completed by the school community.		

*SCEP projects follows a three-phase design process that begins with planning/design, followed by implementation and finally completion when all items have been delivered and installed.



Stephen Foster Elementary School

3471 SW 22 STREET, FORT LAUDERDALE 33312

Location Num	0921
Board District	3
Board Member	Heather P. Brinkworth
ADEFP Budget*	\$2,620,000
Total Facilities Budget	\$2,439,000

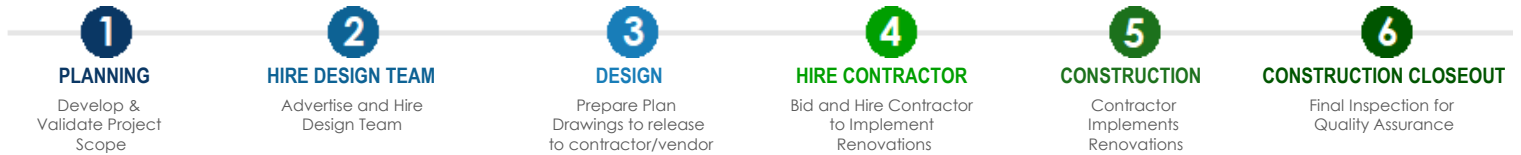
***NOTE** This quarter reflects the Adopted District Educational Facilities Plan total budget as approved by SBBC in September 2019. This budget includes Technology improvements and Musical Instruments Replacements which are not included in this section of the report.
 - All dates are based on calendar year. SMART funded projects are included. Only
 - Projects without expenditures to date may not show up in the "Financially Active Project Detail Schedule".

PRIMARY PROJECTS CURRENT STATUS: Hire Contractor

Primary Renovation: Contractor procurement in progress. Bid advertisement is scheduled for July 2020.

School Choice Enhancements: Ballot in compliance with District guidelines - Voting authorized 5/13/2019. Voting completed 6/6/2019. Window wraps, (20) Cafeteria Tables, (20) 10 stool tables are on order. (7) Promethean Boards delivered 08/2019. (40) tables, and walk lines painting delivered 09/2019. Window wraps, (20) cafeteria tables, (20) stool tables, (14) Lenovo 300e, cafeteria painting delivered 10/2019. Carpet replacement in FISH 169, Window Wraps, (15) Conference Chairs on order. Painting of teacher's lounge, 2 bathrooms and 4 doors completed 01/2020. Cafeteria Window Wraps completed 02/2020. Carpet replacement in FISH 169, (15) Conference chairs delivered 12/2019. Stage curtains delivered 04/2020. Aiphone in FISH 101, Submaster in FISH 101A and an electric strike in FISH 101 to be operated by an Aiphone and the Submaster permitted 03/2020, pending PPO COVID-19 lift for installation.

SMART Facilities Update By Project



Primary Renovation

Phase: **5% Complete**

SCHEDULE: (Calendar Year)	1: Planning	2: Hire A/E	3: Design	4: Hire Contractor	5: Construction	6: Closeout
Planned	Q4 2017	Q1 2018	Q4 2018	Q2 2019	Q4 2019	Q2 2020 Q3 2020
New Planned	Q4 2017	Q1 2018	Q4 2018	Q4 2019	Q2 2020	Q2 2021 Q2 2021
Actual/Forecast	6/1/2017	8/30/2017	3/6/2018	7/3/2019	Q1 2021	

SCOPE:	BUDGET:
Bldg Envelope Impr. (Roof, Window, Ext Wall, etc.)	\$829,000
Fire Alarm	\$294,000
HVAC Improvements	\$1,125,000
Media Center improvements	\$91,000

FLAG: **S - Project Delayed**

COMMENTS:

Funding Year 1 thru 3 projects are to take priority for advertisement of bid. The project is funded under Year 5 and will be advertised after the funding Year 1 thru 3 projects that are prepared for advertisement.

FLAG KEY: **S**=Schedule **B**= Budget

S-Project Delayed=Schedule: Project has missed the planned milestone date for progressing to the next phase in the process.

S-Delay Possible=Schedule: Reflects a possibility of the project missing the planned milestone date for progressing to next phase in the process.

B=Budget: reflects a need for board approved increase in funding based on bid and/or change order results.

Stephen Foster Elementary School

SMART Facilities Update by Project Cont.

School Choice Enhancements*

Phase: **79% Complete**

SCHEDULE:	PH:1 Planning/Design	PH:2 Implement	PH:3 Complete
Planned	Q4 2018	Q2 2019	TBD
Actual	11/2018	06/2019	TBD

SCOPE: School Choice Enhancement	BUDGET: \$100,000	FLAG: COMMENTS: Planned dates shown as TBD will be provided after all items have been ordered and funds allocated.
--	-----------------------------	--

*SCEP projects follows a three-phase design process that begins with planning/design, followed by implementation and finally completion when all items have been delivered and installed.



Stirling Elementary School

5500 STIRLING ROAD, HOLLYWOOD 33021

Location Num	0691
Board District	1
Board Member	Ann Murray
ADEFP Budget*	\$4,808,295
Total Facilities Budget	\$4,476,295

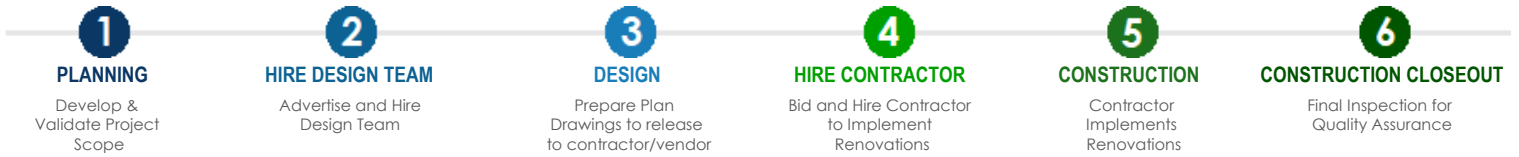
***NOTE** This quarter reflects the Adopted District Educational Facilities Plan total budget as approved by SBBC in September 2019. This budget includes Technology improvements and Musical Instruments Replacements which are not included in this section of the report.
 - All dates are based on calendar year. SMART funded projects are included. Only
 - Projects without expenditures to date may not show up in the "Financially Active Project Detail Schedule".

PRIMARY PROJECTS CURRENT STATUS: **Construction**

Primary Renovation: Construction in progress. Submittals in progress.

School Choice Enhancements: COMPLETED 8/15/17 - Voting completed 3/30/17. Projector delivered 05/2017. Laptops, Think stations, printers, document cameras, bulletin boards, outdoor picnic tables, and conference room furniture delivered 06/2017. Cafeteria sound system delivered 07/2017. Murals, collaboration tables, furniture for the front office delivered 08/2017.

SMART Facilities Update By Project



Primary Renovation

Phase: **8% Complete**

SCHEDULE: (Calendar Year)	1: Planning	2: Hire A/E	3: Design	4: Hire Contractor	5: Construction	6: Closeout
Planned	Q4 2016	Q4 2016	Q1 2017	Q4 2017	Q2 2018	Q2 2019
New Planned	Q4 2016	Q4 2016	Q1 2017	Q2 2019	Q3 2019	Q3 2020
Actual/Forecast	12/14/2016	12/14/2016	3/15/2017	7/16/2019	3/20/2020	2/22/2021

SCOPE:	BUDGET:
Additional Funding - Board Approved 12/10/19 (JJ-4)	\$2,155,295
Bldg Envelope Impr. (Roof, Window, Ext Wall, etc.)	\$1,457,000
HVAC Improvements	\$764,000

FLAG: S - Delay Possible

COMMENTS:

Original contractual date of substantial completion is 2/16/2021. Project is currently on pace. A three month delay was experienced in the design phase and a two month delay was experienced in bid and award which has not been recovered during construction.

FLAG KEY: S=Schedule B= Budget

S-Project Delayed=Schedule: Project has missed the planned milestone date for progressing to the next phase in the process.

S-Delay Possible=Schedule: Reflects a possibility of the project missing the planned milestone date for progressing to next phase in the process.

B=Budget: reflects a need for board approved increase in funding based on bid and/or change order results.

Stirling Elementary School

SMART Facilities Update by Project Cont.

School Choice Enhancements*

Phase: **100%** Complete

SCHEDULE:	PH:1 Planning/Design	PH:2 Implement	PH:3 Complete
Planned	Q4 2016	Q1 2017	Q3 2017
Actual	12/2016	03/2017	08/2017

SCOPE:	BUDGET:	FLAG:
School Choice Enhancement	\$100,000	COMMENTS:

*SCEP projects follows a three-phase design process that begins with planning/design, followed by implementation and finally completion when all items have been delivered and installed.



Stranahan High School

1800 SW 5 PLACE, FORT LAUDERDALE 33312

Location Num	0211
Board District	3
Board Member	Heather P. Brinkworth
ADEFP Budget*	\$38,328,329
Total Facilities Budget	\$35,687,577

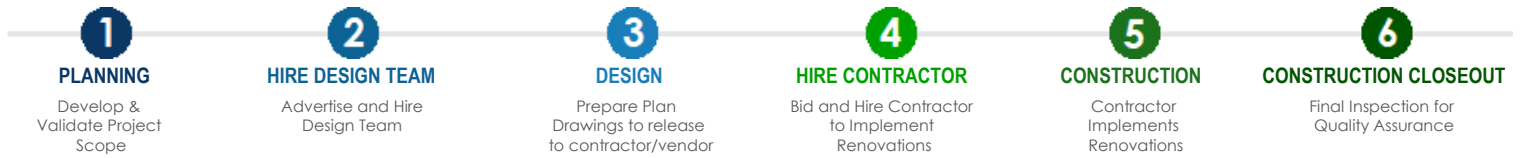
***NOTE** This quarter reflects the Adopted District Educational Facilities Plan total budget as approved by SBBC in September 2019. This budget includes Technology improvements and Musical Instruments Replacements which are not included in this section of the report.
 - All dates are based on calendar year. SMART funded projects are included. Only
 - Projects without expenditures to date may not show up in the "Financially Active Project Detail Schedule".

PRIMARY PROJECTS CURRENT STATUS: **Construction**

Primary Renovation: Construction in progress. HVAC replacement of the cooling tower and chiller pumps have been completed. HVAC condensing units and air handling unit replacements are in progress. Fire protection and fire alarm replacement are in progress with wire being pulled. Roofing and electrical work in progress. Building 6 scope of work is nearing completion. Media Center improvements have begun.

School Choice Enhancements: Voting completed 12/17/15. (3) 50" TVs and outdoor picnic benches with umbrellas delivered and installed on 7/2016. Projectors, document cameras and picnic tables delivered 03/2017. Printers, document cameras and additional picnic benches delivered 05/2017. Scientific calculators delivered 07/2017. Student laptops delivered 09/2017. Column wraps delivered 11/2017. Marquee sign installed and electrical tie-in complete and operational 11/2017. PA system delivered 01/2018. Office Furniture delivered 03/2018. Additional laptops delivered 04/2018. Sisco STAR System IS Machine delivered 06/2020. (25) Laptop 300E on order.

SMART Facilities Update By Project



Primary Renovation

Phase: **47% Complete**

SCHEDULE: (Calendar Year)	1: Planning	2: Hire A/E	3: Design	4: Hire Contractor	5: Construction	6: Closeout
Planned	Q4 2015	Q2 2016	Q4 2016	Q3 2017	Q1 2018	Q1 2019 Q2 2019
New Planned	Q4 2015	Q2 2016	Q4 2016	Q3 2017	Q1 2018	Q1 2021 Q2 2021
Actual/Forecast	9/28/2015	5/3/2016	10/19/2016	8/8/2018	8/31/2018	1/14/2021

SCOPE:	BUDGET:
Additional Funding - Board Approved 04/24/18 (JJ-7)	\$13,710,000
Electrical Improvements	\$1,499,000
Fire Alarm	\$1,164,000
Fire Sprinklers	\$662,000
HVAC Improvements	\$5,352,331
Media Center improvements	\$653,000
Replace non ADA compliant concrete ramps and install aluminum canopies	\$350,000
Roof and loggias replacement	\$3,844,746
STEM Lab improvements	\$1,238,000

FLAG:
COMMENTS:
 Original contractual date of substantial completion is 1/14/2021. Project is currently on pace.

FLAG KEY: S=Schedule B= Budget

S-Project Delayed=Schedule: Project has missed the planned milestone date for progressing to the next phase in the process.

S-Delay Possible=Schedule: Reflects a possibility of the project missing the planned milestone date for progressing to next phase in the process.

B=Budget: reflects a need for board approved increase in funding based on bid and/or change order results.

Stranahan High School

SMART Facilities Update by Project Cont.

Cafeteria Additions / Renovations

Phase: **55%** Complete

SCHEDULE: (Calendar Year)	1: Planning	2: Hire A/E	3: Design	4: Hire Contractor	5: Construction	6: Closeout
Planned	Q1 2018	Q2 2018	Q4 2018	Q2 2019	Q3 2019	Q3 2020
Actual/Forecast	1/15/2018	4/12/2018	8/13/2018	Q4 2020		

SCOPE:	BUDGET:
Cafeteria Additions / Renovations	\$5,475,000
Electrical Improvements - Cafeteria	\$13,000
Fire Alarm - Cafeteria	\$10,000
HVAC Improvements - Cafeteria	\$834,000
Roof and loggias replacement - Cafeteria	\$343,000

FLAG: **S - Project Delayed**

COMMENTS:
 Reason: The project 50% construction documents have been estimated to be over budget. The project is to be redesigned to budget. The design firm is currently requesting additional fees. Remedy: Negotiations have been held with the design firm regarding additional fees. 50% construction documents are in review.

Weight Room

Phase: **100%** Complete

SCHEDULE: (Calendar Year)	1: Planning	2: Hire A/E	3: Design	4: Hire Contractor	5: Construction	6: Closeout
Planned	Q1 2017	Q1 2017	Q2 2017	Q2 2017	Q3 2017	Q3 2017
Actual/Forecast	3/3/2017	3/10/2017	4/3/2017	6/23/2017	7/24/2017	1/9/2018

SCOPE:	BUDGET:
Weight Room Renovation	\$121,000

FLAG:

COMMENTS:

Track

Phase: **100%** Complete

SCHEDULE: (Calendar Year)	1: Planning	2: Hire A/E	3: Design	4: Hire Contractor	5: Construction	6: Closeout
Planned	N/A	N/A	N/A	N/A	N/A	N/A
Actual/Forecast	N/A	N/A	N/A	N/A	9/12/2016	10/17/2016

SCOPE:	BUDGET:
Track Resurfacing	\$300,000

FLAG:

COMMENTS:

HVAC Improvements

Phase: **100%** Complete

SCHEDULE: (Calendar Year)	1: Planning	2: Hire A/E	3: Design	4: Hire Contractor	5: Construction	6: Closeout
Planned	N/A	N/A	N/A	N/A	N/A	N/A
Actual/Forecast	N/A	N/A	N/A	11/8/2016	N/A	1/1/2017

SCOPE:	BUDGET:
HVAC Improvements - RTU Replacement	\$18,500

FLAG:

COMMENTS:

FLAG KEY: **S**=Schedule **B**= Budget

S-Project Delayed=Schedule: Project has missed the planned milestone date for progressing to the next phase in the process.

S-Delay Possible=Schedule: Reflects a possibility of the project missing the planned milestone date for progressing to next phase in the process.

B=Budget: reflects a need for board approved increase in funding based on bid and/or change order results.

Stranahan High School

SMART Facilities Update by Project Cont.

School Choice Enhancements*

Phase: **89% Complete**

SCHEDULE:	PH:1 Planning/Design		PH:2 Implement		PH:3 Complete	
Planned	Q1 2015	Q4 2015		TBD		TBD
Actual	11/2015	12/2015				

SCOPE:

School Choice Enhancement

BUDGET:

\$100,000

FLAG:

COMMENTS:

Planned dates shown as TBD will be provided after all items have been ordered and funds allocated.

*SCEP projects follows a three-phase design process that begins with planning/design, followed by implementation and finally completion when all items have been delivered and installed.



Sunland Park Academy

919 NW 13 AVENUE, FORT LAUDERDALE 33311

Location Num	0611
Board District	5
Board Member	Dr. Rosalind Osgood
ADEFP Budget*	\$1,584,100
Total Facilities Budget	\$1,479,100

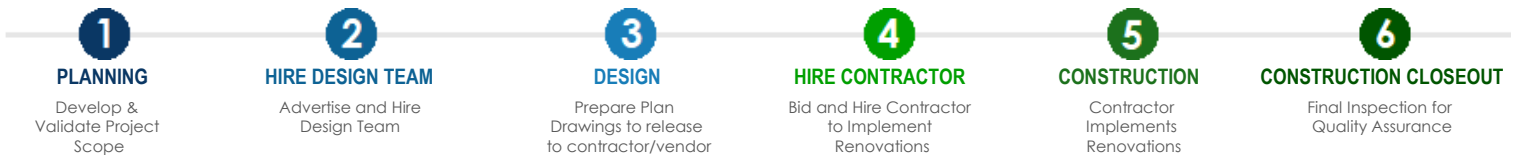
***NOTE** This quarter reflects the Adopted District Educational Facilities Plan total budget as approved by SBBC in September 2019. This budget includes Technology improvements and Musical Instruments Replacements which are not included in this section of the report.
- All dates are based on calendar year. SMART funded projects are included. Only
- Projects without expenditures to date may not show up in the "Financially Active Project Detail Schedule".

PRIMARY PROJECTS CURRENT STATUS: **Construction**

Primary Renovation: Construction in progress. Roofing work complete with the Fire Alarm in progress.

School Choice Enhancements: COMPLETED 01/26/2018 -Voting completed 1/27/17; Document cameras, student laptops and projectors delivered 03/2017. Laminator delivered 01/2018. Laptops, and DVD Burners delivered 01/2018. Due to adjustments in previous Pos, (10) Lenovo laptop adaptors were delivered 11/2019.

SMART Facilities Update By Project



Primary Renovation

Phase: **92% Complete**

SCHEDULE: (Calendar Year)	1: Planning	2: Hire A/E	3: Design	4: Hire Contractor	5: Construction	6: Closeout
Planned	Q4 2016	Q4 2016	Q2 2017	Q3 2017	Q2 2018	Q1 2019
New Planned	Q4 2016	Q4 2016	Q2 2017	Q1 2019	Q2 2019	Q2 2020
Actual/Forecast	11/7/2016	11/7/2016	4/3/2017	2/1/2019	7/29/2019	7/29/2020

SCOPE:	BUDGET:
Additional Funding - Board Approved 06/11/19 (JJ-3)	\$881,100
Bldg Envelope Impr. (Roof, Window, Ext Wall, etc.)	\$204,000
Fire Alarm	\$294,000

FLAG: S - Project Delayed

COMMENTS:

Original contractual date of substantial completion is 7/29/2020. Project is currently on pace. A one month delay occurred during the design phase which has not been recovered.

School Choice Enhancements*

Phase: **100% Complete**

SCHEDULE:	PH:1 Planning/Design	PH:2 Implement	PH:3 Complete
Planned	Q1 2015	Q1 2017	Q4 2017
Actual	11/2015	01/2017	01/2018

SCOPE:	BUDGET:
School Choice Enhancement	\$100,000

FLAG:

COMMENTS:

*SCEP projects follows a three-phase design process that begins with planning/design, followed by implementation and finally completion when all items have been delivered and installed.

FLAG KEY: S=Schedule B= Budget

S-Project Delayed=Schedule: Project has missed the planned milestone date for progressing to the next phase in the process.

S-Delay Possible=Schedule: Reflects a possibility of the project missing the planned milestone date for progressing to next phase in the process.

B=Budget: reflects a need for board approved increase in funding based on bid and/or change order results.



Sunrise Middle School

1750 NE 14 STREET, FORT LAUDERDALE 33304

Location Num	0251
Board District	3
Board Member	Heather P. Brinkworth
ADEFP Budget*	\$7,173,050
Total Facilities Budget	\$6,756,050

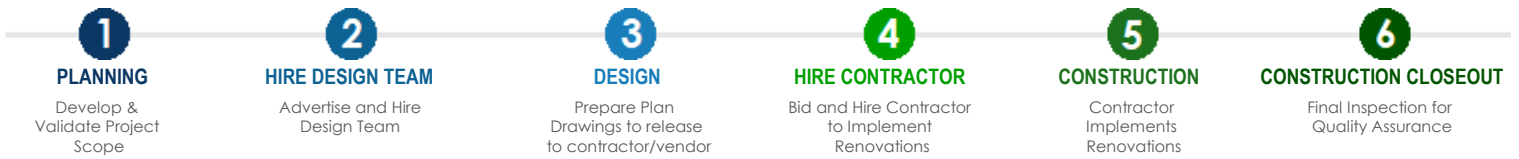
***NOTE** This quarter reflects the Adopted District Educational Facilities Plan total budget as approved by SBBC in September 2019. This budget includes Technology improvements and Musical Instruments Replacements which are not included in this section of the report.
 - All dates are based on calendar year. SMART funded projects are included. Only
 - Projects without expenditures to date may not show up in the "Financially Active Project Detail Schedule".

PRIMARY PROJECTS CURRENT STATUS: Construction

Primary Renovation: Construction is in progress. Roofing renovations are in progress.

School Choice Enhancements: COMPLETED 03/2020 - Voting completed 11/10/16. Projectors and two-way radios delivered 05/2017. Cafeteria sound system delivered and installed 02/2018. Outdoor benches completed 10/2018. Marquee permitted 12/2018; installation completed 01/2019. Fabric awning at the cafeteria entrance has been permitted; installation anticipated 10/2019.

SMART Facilities Update By Project



Primary Renovation

Phase: **40% Complete**

SCHEDULE: (Calendar Year)	1: Planning	2: Hire A/E	3: Design	4: Hire Contractor	5: Construction	6: Closeout
Planned	Q3 2016	Q3 2016	Q2 2017	Q4 2017	Q3 2018	Q3 2019
New Planned	Q3 2016	Q3 2016	Q2 2017	Q1 2019	Q2 2019	Q4 2020
Actual/Forecast	8/12/2016	9/20/2016	4/3/2017	2/20/2019	11/22/2019	1/26/2021

SCOPE:	BUDGET:
Additional Funding - Board Approved 10/2/19 (JJ-1)	\$3,950,050
Bldg Envelope Impr. (Roof, Window, Ext Wall, etc.)	\$2,071,000
Electrical Improvements	\$424,000
Fire Sprinklers	\$12,000
HVAC Improvements	\$118,000
Safety / Security Upgrade	\$81,000

FLAG: S - Delay Possible

COMMENTS:
 Original contractual date of substantial completion is 1/21/2021. Project is currently on pace. A one month delay occurred during the design phase and a four month delay occurred during bid and award due to the required roofing reality check.

FLAG KEY: S=Schedule B= Budget

S-Project Delayed=Schedule: Project has missed the planned milestone date for progressing to the next phase in the process.

S-Delay Possible=Schedule: Reflects a possibility of the project missing the planned milestone date for progressing to next phase in the process.

B=Budget: reflects a need for board approved increase in funding based on bid and/or change order results.

Sunrise Middle School

SMART Facilities Update by Project Cont.

School Choice Enhancements*

Phase: **99%** Complete

SCHEDULE:	PH:1 Planning/Design	PH:2 Implement	PH:3 Complete
Planned	Q1 2015	Q4 2016	Q1 2020
Actual	11/2015	11/2016	03/2020

SCOPE:

School Choice Enhancement

BUDGET:

\$100,000

FLAG:

COMMENTS:

All items approved by voting process have been delivered and installed. School is determining how to spend the remaining funding from the contingency portion of the SCEP funding.

*SCEP projects follows a three-phase design process that begins with planning/design, followed by implementation and finally completion when all items have been delivered and installed.



Sunset Lakes Elementary School

18400 SW 25 STREET, MIRAMAR 33027

Location Num	3661
Board District	2
Board Member	Patricia Good
ADEFP Budget*	\$3,427,500
Total Facilities Budget	\$3,091,500

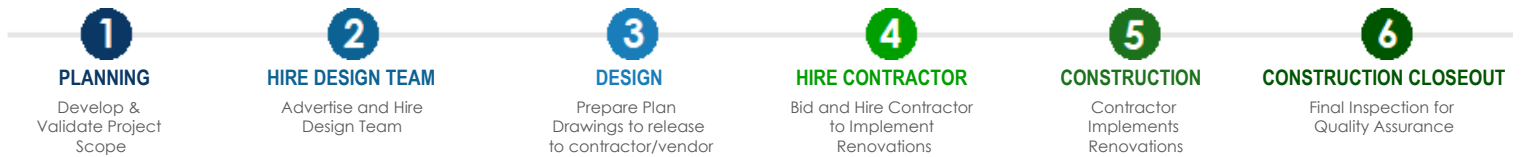
***NOTE** This quarter reflects the Adopted District Educational Facilities Plan total budget as approved by SBBC in September 2019. This budget includes Technology improvements and Musical Instruments Replacements which are not included in this section of the report.
 - All dates are based on calendar year. SMART funded projects are included. Only
 - Projects without expenditures to date may not show up in the "Financially Active Project Detail Schedule".

PRIMARY PROJECTS CURRENT STATUS: **Construction**

Primary Renovation: Construction is in progress. HVAC work has been completed. Metal work on the roofing installation is in progress.

School Choice Enhancements: COMPLETED 04/2019 - Voting conducted and completed prior to 10/2015. New PreK-2 playground; shades for 3-5 play area permitted on 1/23/2018; fabrication in progress. Pre-construction meeting held 2/21/2019. Fencing to separate the two play areas installation completed 03/2019. Playground installation started 3/26/2019; construction complete 04/2019.

SMART Facilities Update By Project



Primary Renovation

Phase: **88% Complete**

SCHEDULE: (Calendar Year)	1: Planning	2: Hire A/E	3: Design	4: Hire Contractor	5: Construction	6: Closeout
Planned	Q2 2017	Q2 2017	Q4 2017	Q3 2018	Q1 2019	Q4 2019 Q1 2020
New Planned	Q2 2017	Q2 2017	Q4 2017	Q2 2019	Q1 2020	Q1 2021 Q2 2021
Actual/Forecast	4/6/2017	4/19/2017	11/20/2017	2/22/2019	10/17/2019	10/24/2020

SCOPE: Additional Funding - Board Approved 08/20/19 (JJ-2) Bldg Envelope Impr. (Roof, Window, Ext Wall, etc.) HVAC Improvements	BUDGET: \$1,780,500 \$853,000 \$358,000	FLAG: COMMENTS: Original contractual date of substantial completion is 10/24/2020. Project is currently on pace.
---	---	---

School Choice Enhancements*

Phase: **100% Complete**

SCHEDULE:	PH:1 Planning/Design	PH:2 Implement	PH:3 Complete
Planned	Q1 2015	N/A	Q2 2018 Q2 2018
Actual	11/2015	N/A	04/2019 04/2019

SCOPE: School Choice Enhancement	BUDGET: \$100,000	FLAG: COMMENTS:
--	-----------------------------	----------------------------------

*SCEP projects follows a three-phase design process that begins with planning/design, followed by implementation and finally completion when all items have been delivered and installed.

FLAG KEY: S=Schedule B= Budget

S-Project Delayed=Schedule: Project has missed the planned milestone date for progressing to the next phase in the process.

S-Delay Possible=Schedule: Reflects a possibility of the project missing the planned milestone date for progressing to next phase in the process.

B=Budget: reflects a need for board approved increase in funding based on bid and/or change order results.



Sunshine Elementary School

7737 W LASALLE BOULEVARD, MIRAMAR 33023

Location Num	1171
Board District	2
Board Member	Patricia Good
ADEFP Budget*	\$1,600,000
Total Facilities Budget	\$1,266,000

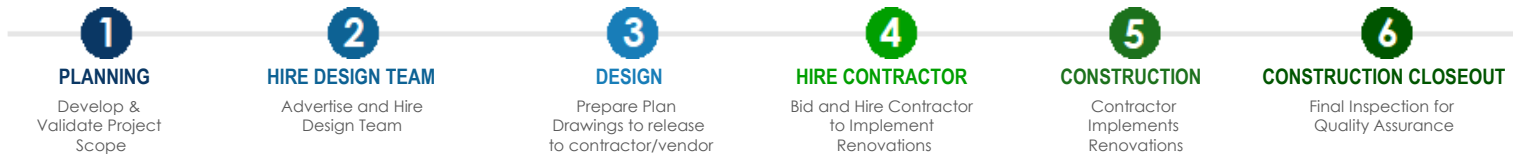
***NOTE** This quarter reflects the Adopted District Educational Facilities Plan total budget as approved by SBBC in September 2019. This budget includes Technology improvements and Musical Instruments Replacements which are not included in this section of the report.
 - All dates are based on calendar year. SMART funded projects are included. Only
 - Projects without expenditures to date may not show up in the "Financially Active Project Detail Schedule".

PRIMARY PROJECTS CURRENT STATUS: Design

Primary Renovation: 100% Construction Documents in review. The renovation scope for Building 3 is under review by the District. Decision to be made on demolishing Building 3 or continuing with renovations. Additional meetings with District staff are needed to reach consensus and final direction. Design will be submitted for Permit review without the Building 3 scope of work.

School Choice Enhancements: Voting authorized 4/12/2019. Voting completed 5/1/2019 - Fans, and (4) recordex are on order. Poster maker, (1200) Headphones, Laminator delivered 7/2019. (76) classroom rugs, (4) Portable Blowers delivered 08/2019. (75) Lenovo 100e, (6) Lenovo ThinkPad, (4) Earthwalk Cart, (2) Lenovo Staff Desktop, (2) Lenovo Student Desktop, (26) Student Chairs, (3) Shelving, (35) Bookcase, (35) Pro Pencil Sharpeners, Ellison machine delivered 09/2019. (4) Recordex delivered 10/2019.

SMART Facilities Update By Project



Primary Renovation

Phase: **92% Complete**

SCHEDULE: (Calendar Year)	1: Planning	2: Hire A/E	3: Design	4: Hire Contractor	5: Construction	6: Closeout
Planned	Q1 2018	Q2 2018	Q4 2018	Q2 2019	Q4 2019	Q2 2020
New Planned	Q1 2018	Q2 2018	Q4 2018	Q1 2020	Q2 2020	Q3 2021
Actual/Forecast	8/1/2017	10/6/2017	5/4/2018	Q1 2021		

SCOPE:	BUDGET:
Bldg Envelope Impr. (Roof, Window, Ext Wall, etc.)	\$211,000
Fire Alarm	\$51,000
Fire Sprinklers	\$532,000
HVAC Improvements	\$372,000

FLAG: S - Project Delayed

COMMENTS:

The project included the demolition or renovation of Building 3. The project is pending the Board decision on demolition or renovation prior to completing the design. District has advised for the project to be submitted for Permit review without the Building 3 scope of work.

FLAG KEY: S=Schedule B= Budget

S-Project Delayed=Schedule: Project has missed the planned milestone date for progressing to the next phase in the process.

S-Delay Possible=Schedule: Reflects a possibility of the project missing the planned milestone date for progressing to next phase in the process.

B=Budget: reflects a need for board approved increase in funding based on bid and/or change order results.

Sunshine Elementary School

SMART Facilities Update by Project Cont.

School Choice Enhancements*

Phase: **77% Complete**

SCHEDULE:	PH:1 Planning/Design		PH:2 Implement		PH:3 Complete	
Planned	Q4 2018		Q2 2019		TBD	TBD
Actual	11/2018		05/2019			

SCOPE:

School Choice Enhancement

BUDGET:

\$100,000

FLAG:

COMMENTS:

Planned dates shown as TBD will be provided after all items have been ordered and funds allocated.

*SCEP projects follows a three-phase design process that begins with planning/design, followed by implementation and finally completion when all items have been delivered and installed.



Tamarac Elementary School

7601 N UNIVERSITY DRIVE, TAMARAC 33321

Location Num	2621
Board District	4
Board Member	Lori Alhadeff
ADEFP Budget*	\$3,319,657
Total Facilities Budget	\$2,858,657

***NOTE** This quarter reflects the Adopted District Educational Facilities Plan total budget as approved by SBBC in September 2019. This budget includes Technology improvements and Musical Instruments Replacements which are not included in this section of the report.
 - All dates are based on calendar year. SMART funded projects are included. Only
 - Projects without expenditures to date may not show up in the "Financially Active Project Detail Schedule".

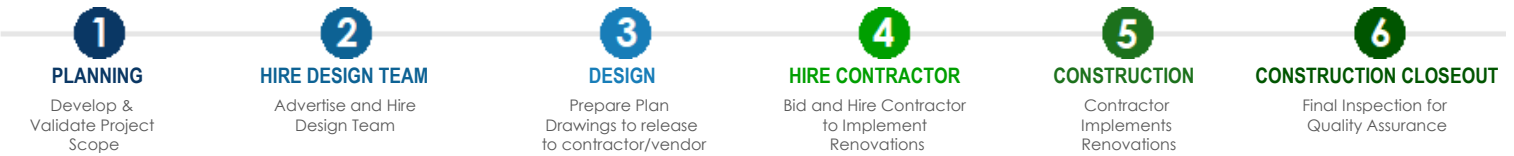
PRIMARY PROJECTS CURRENT STATUS: Construction

Primary Renovation - Phase 1: Construction in progress. The HVAC scope has reached occupancy. Pending deductive change orders for Fire protection, ATC ceiling, and Building 6 re-roofing.

Primary Renovation - Phase 2: Construction in progress. ACT ceiling renovation is complete. Pending carpet installation in the media center. PPO replacement of carpet is delayed due to current health crisis.

School Choice Enhancements: COMPLETED 09/2018 - Voting completed 4/22/16. Furniture for the front office and parent workstation delivered and installed 11/2016 and 02/2017. New furniture, new sound system in the cafeteria and digital marquee installed on 03/2017; electrical work completed on 6/2017; Certificate of Completion executed 07/2017. Projectors, laptops, document cameras and printers delivered 06/2018. Additional technology items delivered 09/2018.

SMART Facilities Update By Project



Primary Renovation - Phase 1

Phase: **66% Complete**

SCHEDULE: (Calendar Year)	1: Planning	2: Hire A/E	3: Design	4: Hire Contractor	5: Construction	6: Closeout
Planned	Q1 2016	Q2 2016	Q4 2016	Q3 2017	Q1 2018	Q1 2019
New Planned	Q1 2016	Q2 2016	Q4 2016	Q3 2017	Q1 2019	Q1 2020
Actual/Forecast	3/9/2016	5/17/2016	11/10/2016	7/27/2018	2/22/2019	7/30/2020

SCOPE:	BUDGET:
Bldg Envelope Impr. (Roof, Window, Ext Wall, etc.)	\$205,000
Fire Sprinklers	\$854,000
Funding to Program Reserve - Board Approved 12/18/18 (JJ-1)	(\$727,343)
HVAC Improvements	\$2,132,000

FLAG: S - Project Delayed

COMMENTS:

Original contractual date of substantial completion is 2/28/2020. The project is currently delayed due to the contractor performance. The project is pending deductive change orders to remove rest of scope. Notice of Concern has been issued to close out the final Test and Balance HVAC issues and reach substantial completion.

FLAG KEY: S=Schedule B= Budget

S-Project Delayed=Schedule: Project has missed the planned milestone date for progressing to the next phase in the process.

S-Delay Possible=Schedule: Reflects a possibility of the project missing the planned milestone date for progressing to next phase in the process.

B=Budget: reflects a need for board approved increase in funding based on bid and/or change order results.

Tamarac Elementary School

SMART Facilities Update by Project Cont.

Primary Renovation - Phase 2

Phase: **10% Complete**

SCHEDULE: (Calendar Year)	1: Planning	2: Hire A/E	3: Design	4: Hire Contractor	5: Construction	6: Closeout
Planned	Q3 2017	Q4 2017	Q4 2017	Q2 2018	Q2 2019	Q1 2020
New Planned	Q3 2017	Q4 2017	Q4 2017	Q2 2018	Q2 2019	Q1 2020
Actual/Forecast	6/1/2017	7/12/2017	8/29/2017	9/25/2018	10/1/2019	6/18/2020

SCOPE: Media Center improvements	BUDGET: \$210,600	FLAG: COMMENTS:
--	-----------------------------	----------------------------------

ADA Restrooms

Phase: **5% Complete**

SCHEDULE: (Calendar Year)	1: Planning	2: Hire A/E	3: Design	4: Hire Contractor	5: Construction	6: Closeout
Planned	N/A	N/A	N/A	N/A	N/A	N/A
New Planned	Q3 2017	Q4 2017	Q4 2017	Q2 2018	Q2 2019	Q1 2020
Actual/Forecast	6/1/2017	7/12/2017	8/29/2017	9/25/2018	Q4 2020	

SCOPE: Media Center improvements - ADA Restrooms	BUDGET: \$84,400	FLAG: S - Project Delayed COMMENTS: The project was originally in construction with the media center project. Due to scope revisions, the project has been separated and will procure a new contractor. Pending budget and cost estimate review.
--	----------------------------	--

School Choice Enhancements*

Phase: **100% Complete**

SCHEDULE:	PH:1 Planning/Design	PH:2 Implement	PH:3 Complete
Planned	Q1 2015	Q2 2016	Q4 2017
Actual	11/2015	04/2016	09/2018

SCOPE: School Choice Enhancement	BUDGET: \$100,000	FLAG: COMMENTS:
--	-----------------------------	----------------------------------

*SCEP projects follows a three-phase design process that begins with planning/design, followed by implementation and finally completion when all items have been delivered and installed.



Tedder Elementary School

4157 NE 1 TERRACE, DEERFIELD BEACH 33064

Location Num	0571
Board District	7
Board Member	Nora Rupert
ADEFP Budget*	\$4,510,616
Total Facilities Budget	\$4,315,616

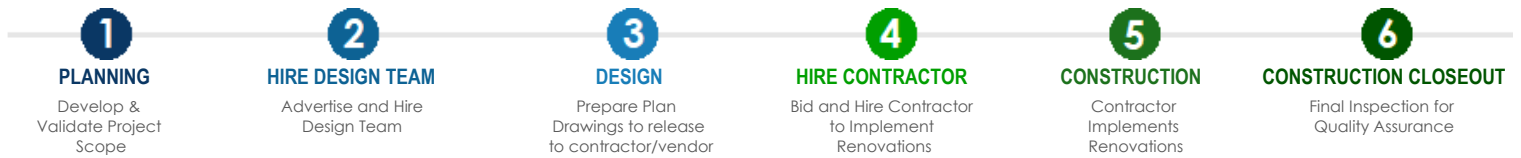
***NOTE** This quarter reflects the Adopted District Educational Facilities Plan total budget as approved by SBBC in September 2019. This budget includes Technology improvements and Musical Instruments Replacements which are not included in this section of the report.
 - All dates are based on calendar year. SMART funded projects are included. Only
 - Projects without expenditures to date may not show up in the "Financially Active Project Detail Schedule".

PRIMARY PROJECTS CURRENT STATUS: Hire Contractor

Primary Renovation: Contractor procurement in progress. Board award to the contractor took place in March 2020. Notice to Proceed is pending execution.

School Choice Enhancements: COMPLETED 12/2018 - Voting completed 6/7/16. Teacher chairs delivered 10/2016. Benches for common areas delivered 11/2016; teacher chairs media center furniture delivered 10/2016. Playground delivered and installed 09/2018. Digital marquee permitted; construction began 11/2018. Marquee installation completed 12/2018.

SMART Facilities Update By Project



Primary Renovation

Phase: **90% Complete**

SCHEDULE: (Calendar Year)	1: Planning	2: Hire A/E	3: Design	4: Hire Contractor	5: Construction	6: Closeout
Planned	Q2 2016	Q3 2016	Q1 2017	Q4 2017	Q1 2018	Q1 2019
New Planned	Q2 2016	Q3 2016	Q1 2017	Q2 2019	Q4 2019	Q1 2021
Actual/Forecast	6/17/2016	8/16/2016	2/14/2017	8/16/2019	Q3 2020	

SCOPE:	BUDGET:
Additional Funding - Board Approved 03/31/20 (11)	\$1,027,616
Bldg Envelope Impr. (Roof, Window, Ext Wall, etc.)	\$1,671,000
Fire Alarm	\$294,000
Fire Sprinklers	\$215,000
HVAC Improvements	\$994,000
PE/Athletic Improvements	\$14,000

FLAG: S - Project Delayed

COMMENTS:

Reason: Minor delays have occurred during the design phase and bid and award phase. The design firm took an above average amount of time to submit in order to receive a Letter of Recommendation to Permit. The project also required a roofing reality check which caused a delay. The purpose of the reality check is to identify opportunities for cost and scope efficiencies. Remedy: The Letter of Recommendation to Permit has been received and the roofing reality check has been completed. The project is delayed by two quarters.

FLAG KEY: S=Schedule B= Budget

S-Project Delayed=Schedule: Project has missed the planned milestone date for progressing to the next phase in the process.

S-Delay Possible=Schedule: Reflects a possibility of the project missing the planned milestone date for progressing to next phase in the process.

B=Budget: reflects a need for board approved increase in funding based on bid and/or change order results.

Tedder Elementary School

SMART Facilities Update by Project Cont.

School Choice Enhancements*

Phase: **100%** Complete

SCHEDULE:	PH:1 Planning/Design	PH:2 Implement	PH:3 Complete
Planned	Q1 2016	Q2 2016	Q2 2018
Actual	01/2016	06/2016	12/2018

SCOPE:	BUDGET:	FLAG:
School Choice Enhancement	\$100,000	COMMENTS:

*SCEP projects follows a three-phase design process that begins with planning/design, followed by implementation and finally completion when all items have been delivered and installed.



Tequesta Trace Middle School

1800 INDIAN TRACE, WESTON 33326

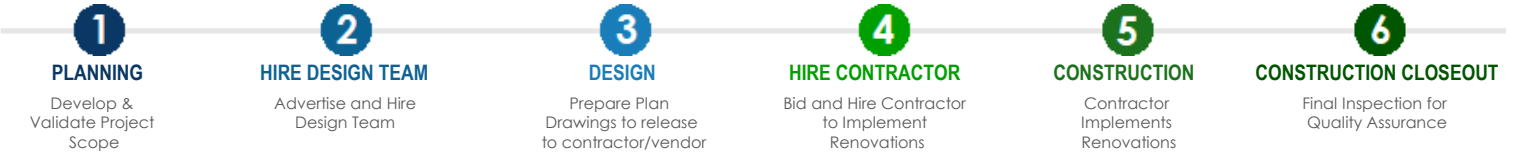
Location Num	3151
Board District	6
Board Member	Laurie Rich Levinson
ADEFP Budget*	\$3,933,000
Total Facilities Budget	\$3,391,000

***NOTE** This quarter reflects the Adopted District Educational Facilities Plan total budget as approved by SBBC in September 2019. This budget includes Technology improvements and Musical Instruments Replacements which are not included in this section of the report.
 - All dates are based on calendar year. SMART funded projects are included. Only
 - Projects without expenditures to date may not show up in the "Financially Active Project Detail Schedule".

PRIMARY PROJECTS CURRENT STATUS: Design

Primary Renovation: 50% Construction Documents was been sent back to the design firm to revise and resubmit to close comments prior to progressing to 90% Construction Document preparation.
 School Choice Enhancements: Kick-off meeting held with staff on 2/21/2018. Ballot development in progress.

SMART Facilities Update By Project



Primary Renovation

Phase: **75% Complete**

SCHEDULE: (Calendar Year)	1: Planning	2: Hire A/E	3: Design	4: Hire Contractor	5: Construction	6: Closeout
Planned	Q2 2017	Q4 2017	Q3 2018	Q1 2019	Q4 2019	Q2 2020
New Planned	Q2 2017	Q4 2017	Q3 2018	Q1 2020	Q3 2020	Q1 2022
Actual/Forecast	5/1/2017	7/20/2017	2/12/2018	Q4 2020		

SCOPE:	BUDGET:
Bldg Envelope Impr. (Roof, Window, Ext Wall, etc.)	\$1,883,000
Electrical Improvements	\$265,000
Fire Alarm	\$462,000
Fire Sprinklers	\$15,000
HVAC Improvements	\$666,000

FLAG: S - Project Delayed

COMMENTS:
 Due to the termination of the original design firm the project was delayed by multiple months.

FLAG KEY: S=Schedule B= Budget

S-Project Delayed=Schedule: Project has missed the planned milestone date for progressing to the next phase in the process.

S-Delay Possible=Schedule: Reflects a possibility of the project missing the planned milestone date for progressing to next phase in the process.

B=Budget: reflects a need for board approved increase in funding based on bid and/or change order results.

Tequesta Trace Middle School

SMART Facilities Update by Project Cont.

School Choice Enhancements*

Phase: **25% Complete**

SCHEDULE:	PH:1 Planning/Design	PH:2 Implement	PH:3 Complete
Planned	Q4 2017	TBD	TBD
Actual	11/2017		

SCOPE:	BUDGET:	FLAG:
School Choice Enhancement	\$100,000	COMMENTS: Planned date for Implementation phase shown as TBD will be provided after voting process has been completed by the school community.

*SCEP projects follows a three-phase design process that begins with planning/design, followed by implementation and finally completion when all items have been delivered and installed.



The Quest Center

6401 CHARLESTON STREET, HOLLYWOOD 33024

Location Num	1021
Board District	1
Board Member	Ann Murray
ADEFP Budget*	\$1,914,000
Total Facilities Budget	\$1,788,000

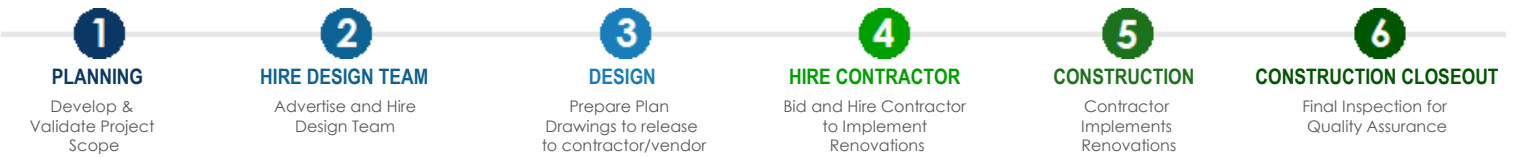
***NOTE** This quarter reflects the Adopted District Educational Facilities Plan total budget as approved by SBBC in September 2019. This budget includes Technology improvements and Musical Instruments Replacements which are not included in this section of the report.
 - All dates are based on calendar year. SMART funded projects are included. Only
 - Projects without expenditures to date may not show up in the "Financially Active Project Detail Schedule".

PRIMARY PROJECTS CURRENT STATUS: **Construction**

Primary Renovation: Construction in progress. Fire Alarm and electrical scope is in progress. Pending resubmission of the roofing submittals.

School Choice Enhancements: Voting completed 12/8/16. Sensory room equipment delivered 09/2017. Entertainment room renovation complete 08/2018. TVs installed 09/2018.

SMART Facilities Update By Project



Primary Renovation

Phase: **95% Complete**

SCHEDULE: (Calendar Year)	1: Planning	2: Hire A/E	3: Design	4: Hire Contractor	5: Construction	6: Closeout
Planned	Q4 2016	Q4 2016	Q1 2017	Q3 2017	Q1 2018	Q1 2019
New Planned	Q4 2016	Q4 2016	Q1 2017	Q3 2017	Q1 2019	Q1 2020
Actual/Forecast	11/21/2016	11/21/2016	1/24/2017	7/2/2018	4/25/2019	8/20/2020

SCOPE:	BUDGET:
Electrical Improvements	\$293,000
Fire Alarm	\$377,000
HVAC Improvements	\$899,148
Safety / Security Upgrade	\$84,000

FLAG: **S - Project Delayed**

COMMENTS:
 Original contractual date of substantial completion is 12/7/2019. Delays occurred during construction related to the roofing sub-permit. The project continues to be delayed until the roofing sub-permit is received. Remedy: The construction is estimated to be completed in Q3 2020 pending receipt of the sub-permit.

CU Replacement

Phase: **100% Complete**

SCHEDULE: (Calendar Year)	1: Planning	2: Hire A/E	3: Design	4: Hire Contractor	5: Construction	6: Closeout
Planned	N/A	N/A	N/A	N/A	N/A	N/A
Actual/Forecast	N/A	N/A	N/A	6/1/2017	8/1/2017	3/1/2019

SCOPE:	BUDGET:
HVAC Improvements - CU Replacement	\$16,525

FLAG:

COMMENTS:

FLAG KEY: **S**=Schedule **B**= Budget

S-Project Delayed=Schedule: Project has missed the planned milestone date for progressing to the next phase in the process.

S-Delay Possible=Schedule: Reflects a possibility of the project missing the planned milestone date for progressing to next phase in the process.

B=Budget: reflects a need for board approved increase in funding based on bid and/or change order results.

The Quest Center

SMART Facilities Update by Project Cont.

HVAC Improvements

Phase: **100%** Complete

SCHEDULE: (Calendar Year)	1: Planning	2: Hire A/E	3: Design	4: Hire Contractor	5: Construction	6: Closeout
Planned	N/A	N/A	N/A	N/A	N/A	N/A
Actual/Forecast	N/A	N/A	N/A	5/5/2017	N/A	7/1/2017 12/1/2017

SCOPE: HVAC Improvements - RTU Replacement	BUDGET: \$18,327	FLAG: COMMENTS:
--	----------------------------	----------------------------------

School Choice Enhancements*

Phase: **84%** Complete

SCHEDULE:	PH:1 Planning/Design	PH:2 Implement	PH:3 Complete
Planned	Q1 2015	Q4 2016	TBD
Actual	11/2015	12/2016	TBD

SCOPE: School Choice Enhancement	BUDGET: \$100,000	FLAG: COMMENTS: Planned dates shown as TBD will be provided after all items have been ordered and funds allocated.
--	-----------------------------	--

*SCEP projects follows a three-phase design process that begins with planning/design, followed by implementation and finally completion when all items have been delivered and installed.



Thurgood Marshall Elementary School

800 NW 13 STREET, FORT LAUDERDALE 33311

Location Num	3291
Board District	5
Board Member	Dr. Rosalind Osgood
ADEFP Budget*	\$2,298,736
Total Facilities Budget	\$2,099,736

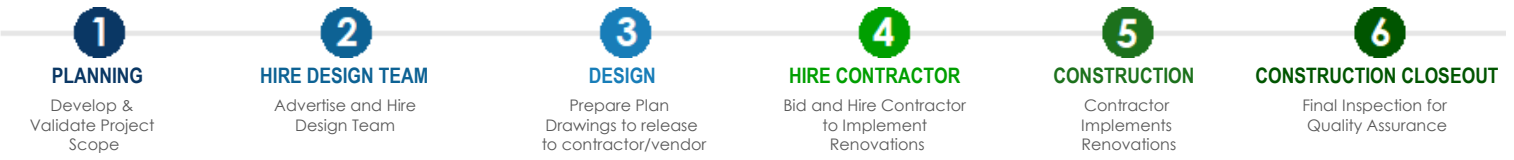
***NOTE** This quarter reflects the Adopted District Educational Facilities Plan total budget as approved by SBBC in September 2019. This budget includes Technology improvements and Musical Instruments Replacements which are not included in this section of the report.
 - All dates are based on calendar year. SMART funded projects are included. Only
 - Projects without expenditures to date may not show up in the "Financially Active Project Detail Schedule".

PRIMARY PROJECTS CURRENT STATUS: Hire Contractor

Primary Renovation: Contractor procurement in progress. Bid advertisement is scheduled for July 2020.

School Choice Enhancements: COMPLETE 04/2020 - Voting authorized 5/14/2019. Voting completed 5/30/2019. (6) Earthwalk Carts, (100) Lenovo 300e, and Carpet Extractor are on order. Aiphone in FISH 101A, (5) Recordex, ID Machine, (50) Chairs, (450) Headphones, (25) Laptop batteries, Laminator delivered 09/2019. Carpet Cleaner delivered 10/2019. and (54) student chairs delivered 04/2020. (4) Computer chargers on order.

SMART Facilities Update By Project



Primary Renovation

Phase: **5% Complete**

SCHEDULE: (Calendar Year)	1: Planning	2: Hire A/E	3: Design	4: Hire Contractor	5: Construction	6: Closeout
Planned	Q1 2018	Q2 2018	Q1 2019	Q3 2019	Q1 2020	Q3 2020
New Planned	Q1 2018	Q2 2018	Q1 2019	Q3 2019	Q1 2020	Q4 2020
Actual/Forecast	9/1/2017	11/13/2017	4/18/2018	7/1/2019	Q1 2021	

SCOPE:	BUDGET:
ADA Restrooms	\$53,736
Bldg Envelope Impr. (Roof, Window, Ext Wall, etc.)	\$842,000
HVAC Improvements	\$1,104,000

FLAG: S - Project Delayed

COMMENTS:
 Funding Year 1 thru 3 projects are to take priority for advertisement of bid. The project is funded under Year 5 and will be advertised after the funding Year 1 thru 3 projects that are prepared for advertisement.

FLAG KEY: S=Schedule B= Budget

S-Project Delayed=Schedule: Project has missed the planned milestone date for progressing to the next phase in the process.

S-Delay Possible=Schedule: Reflects a possibility of the project missing the planned milestone date for progressing to next phase in the process.

B=Budget: reflects a need for board approved increase in funding based on bid and/or change order results.

Thurgood Marshall Elementary School

SMART Facilities Update by Project Cont.

School Choice Enhancements*

Phase: **98%** Complete

SCHEDULE:	PH:1 Planning/Design	PH:2 Implement	PH:3 Complete
Planned	Q4 2018	Q2 2019	Q2 2020
Actual	11/2018	05/2019	04/2020

SCOPE:

School Choice Enhancement

BUDGET:

\$100,000

FLAG:

COMMENTS:

All items approved by the voting process have been delivered and installed. School is determining how to spend the remaining funding from the contingency portion of the SCEP funding.

*SCEP projects follows a three-phase design process that begins with planning/design, followed by implementation and finally completion when all items have been delivered and installed.



Tradewinds Elementary School

5400 JOHNSON ROAD, COCONUT CREEK 33073

Location Num	3481
Board District	7
Board Member	Nora Rupert
ADEFP Budget*	\$2,285,000
Total Facilities Budget	\$1,811,000

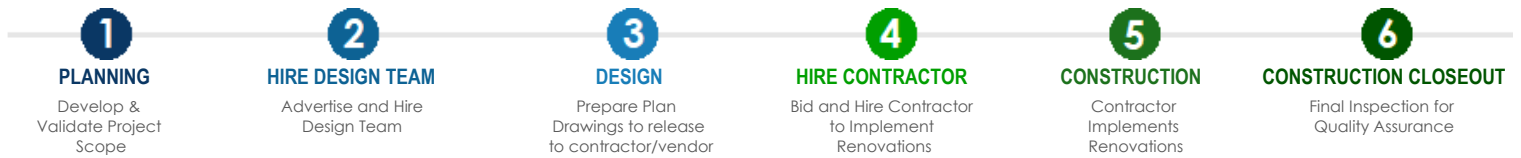
***NOTE** This quarter reflects the Adopted District Educational Facilities Plan total budget as approved by SBBC in September 2019. This budget includes Technology improvements and Musical Instruments Replacements which are not included in this section of the report.
 - All dates are based on calendar year. SMART funded projects are included. Only
 - Projects without expenditures to date may not show up in the "Financially Active Project Detail Schedule".

PRIMARY PROJECTS CURRENT STATUS: Hire Contractor

Primary Renovation: Contractor procurement in progress. Bid opening has taken place. Pending Board approval to award the construction agreement.

School Choice Enhancements: Voting authorized 5/20/2019. Voting completed 6/5/2019. FMWO issued to fund an Aiphone at the Single Point of Entry and a Strike at the secondary door on 08/2019. Hardware scope completed 03/2020; Electrical scope pending installation. Playground Upgrades / Rubber Surfacing on order.

SMART Facilities Update By Project



Primary Renovation

Phase: **25% Complete**

SCHEDULE: (Calendar Year)	1: Planning	2: Hire A/E	3: Design	4: Hire Contractor	5: Construction	6: Closeout
Planned	Q1 2018	Q2 2018	Q4 2018	Q3 2019	Q2 2020	Q3 2020
New Planned	Q1 2018	Q2 2018	Q4 2018	Q1 2020	Q2 2020	Q2 2021
Actual/Forecast	11/13/2017	12/19/2017	8/20/2018	1/22/2020	Q3 2020	

SCOPE:	BUDGET:
Bldg Envelope Impr. (Roof, Window, Ext Wall, etc.)	\$1,205,000
Conversion of Existing Space to Music and/or Art Lab(s)	\$169,000
HVAC Improvements	\$194,000
Music Room Renovation	\$136,000
PE/Athletic Improvements	\$7,000

FLAG: S - Project Delayed

COMMENTS:
 Funding Year 1 thru 3 projects are to take priority for advertisement of bid. The project is funded under Year 4 and will be advertised after the funding Year 1 thru 3 projects that are prepared for advertisement.

FLAG KEY: S=Schedule B= Budget

S-Project Delayed=Schedule: Project has missed the planned milestone date for progressing to the next phase in the process.

S-Delay Possible=Schedule: Reflects a possibility of the project missing the planned milestone date for progressing to next phase in the process.

B=Budget: reflects a need for board approved increase in funding based on bid and/or change order results.

Tradewinds Elementary School

SMART Facilities Update by Project Cont.

School Choice Enhancements*

Phase: **50% Complete**

SCHEDULE:	PH:1 Planning/Design	PH:2 Implement	PH:3 Complete
Planned	Q4 2018	Q2 2019	TBD
Actual	11/2018	06/2019	TBD

SCOPE:

School Choice Enhancement

BUDGET:

\$100,000

FLAG:

COMMENTS:

Planned dates shown as TBD will be provided after all items have been ordered and funds allocated.

*SCEP projects follows a three-phase design process that begins with planning/design, followed by implementation and finally completion when all items have been delivered and installed.



Tropical Elementary School

1500 SW 66 AVENUE, PLANTATION 33317

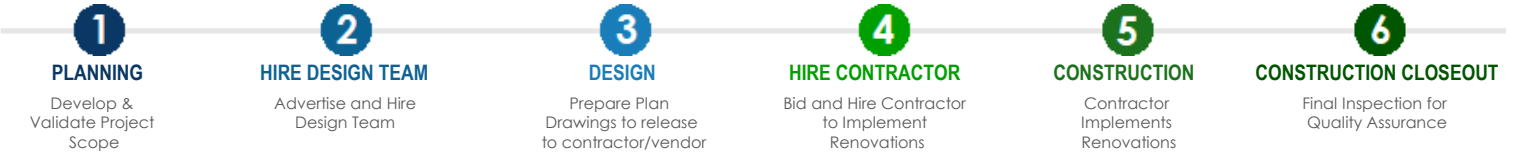
Location Num	0731
Board District	6
Board Member	Laurie Rich Levinson
ADEFP Budget*	\$1,344,000
Total Facilities Budget	\$1,012,000

***NOTE** This quarter reflects the Adopted District Educational Facilities Plan total budget as approved by SBBC in September 2019. This budget includes Technology improvements and Musical Instruments Replacements which are not included in this section of the report.
 - All dates are based on calendar year. SMART funded projects are included. Only
 - Projects without expenditures to date may not show up in the "Financially Active Project Detail Schedule".

PRIMARY PROJECTS CURRENT STATUS: Hire Contractor

Primary Renovation: Contractor procurement in progress. CSMP contracts have expired. New CSMP contracts are to be used for emergency projects only. Project will be advertised for bids.
 School Choice Enhancements: Proposals are being coordinated with multiple entities to ensure the best pricing is obtained.

SMART Facilities Update By Project



Primary Renovation

Phase: **5% Complete**

SCHEDULE: (Calendar Year)	1: Planning	2: Hire A/E	3: Design	4: Hire Contractor	5: Construction	6: Closeout
Planned	Q4 2016	Q4 2016	Q1 2017	Q4 2017	Q2 2018	Q2 2019
New Planned	Q4 2016	Q4 2016	Q1 2017	Q2 2019	Q3 2019	Q3 2020
Actual/Forecast	11/21/2016	12/14/2016	3/16/2017	9/20/2019	Q1 2021	

SCOPE:	BUDGET:
Bldg Envelope Impr. (Roof, Window, Ext Wall, etc.)	\$55,000
Conversion of Existing Space to Music and/or Art Lab(s)	\$169,000
Fire Alarm	\$252,000
Fire Sprinklers	\$33,000
HVAC Improvements	\$166,000
Media Center improvements	\$237,000

FLAG: S - Project Delayed

COMMENTS:
 Reason: Delay in Design has occurred due to duration of time for resubmission of the Construction Documents to the Building Department. The Designer took 8 months to provide the first submittal for permitting. Remedy: The owner will be enforcing terms of the contractor for delays and multiple resubmissions. Project phase percent complete has returned to 5% due to the change in procurement method of the contractor.

FLAG KEY: S=Schedule B= Budget

S-Project Delayed=Schedule: Project has missed the planned milestone date for progressing to the next phase in the process.

S-Delay Possible=Schedule: Reflects a possibility of the project missing the planned milestone date for progressing to next phase in the process.

B=Budget: reflects a need for board approved increase in funding based on bid and/or change order results.

Tropical Elementary School

SMART Facilities Update by Project Cont.

School Choice Enhancements*

Phase: **50% Complete**

SCHEDULE:	PH:1 Planning/Design	PH:2 Implement	PH:3 Complete
Planned	Q1 2015	TBD	TBD
Actual	11/2015		

SCOPE:	BUDGET:	FLAG:
School Choice Enhancement	\$100,000	COMMENTS: Planned date for Implementation phase shown as TBD will be provided after voting process has been completed by the school community.

*SCEP projects follows a three-phase design process that begins with planning/design, followed by implementation and finally completion when all items have been delivered and installed.



Twin Lakes Annex

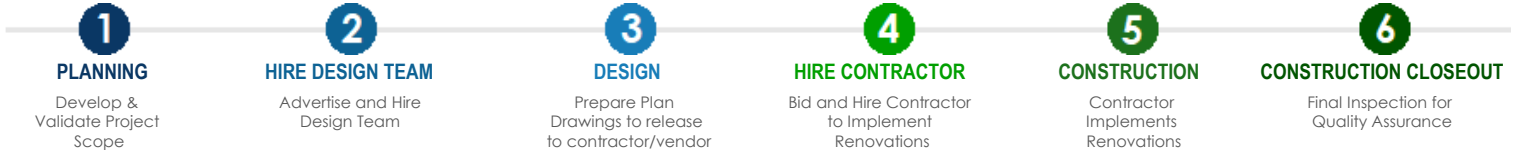
4140 NW 10 AVENUE, OAKLAND PARK 33309

Location Num	3251
Board District	3
Board Member	Heather P. Brinkworth
ADEFP Budget*	\$2,097,889
Total Facilities Budget	

***NOTE** This quarter reflects the Adopted District Educational Facilities Plan total budget as approved by SBBC in September 2019. This budget includes Technology improvements and Musical Instruments Replacements which are not included in this section of the report.
 - All dates are based on calendar year. SMART funded projects are included. Only
 - Projects without expenditures to date may not show up in the "Financially Active Project Detail Schedule".

PRIMARY PROJECTS CURRENT STATUS: No SMART Scope

SMART Facilities Update By Project



FLAG KEY: S=Schedule B= Budget

S-Project Delayed=Schedule: Project has missed the planned milestone date for progressing to the next phase in the process.

S-Delay Possible=Schedule: Reflects a possibility of the project missing the planned milestone date for progressing to next phase in the process.

B=Budget: reflects a need for board approved increase in funding based on bid and/or change order results.



Village Elementary School

2100 NW 70 AVENUE, SUNRISE 33313

Location Num	1621
Board District	5
Board Member	Dr. Rosalind Osgood
ADEFP Budget*	\$1,375,000
Total Facilities Budget	\$1,103,000

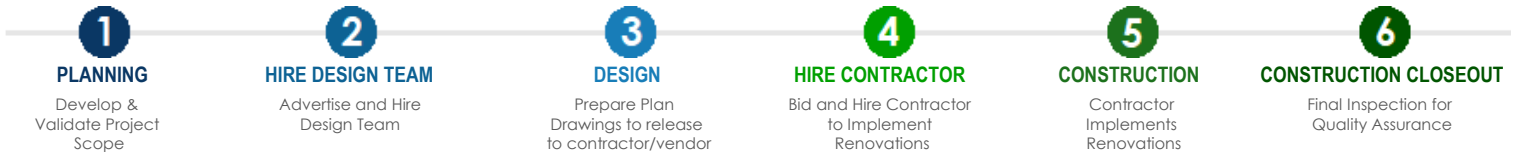
***NOTE** This quarter reflects the Adopted District Educational Facilities Plan total budget as approved by SBBC in September 2019. This budget includes Technology improvements and Musical Instruments Replacements which are not included in this section of the report.
 - All dates are based on calendar year. SMART funded projects are included. Only
 - Projects without expenditures to date may not show up in the "Financially Active Project Detail Schedule".

PRIMARY PROJECTS CURRENT STATUS: Hire Contractor

Primary Renovation: Contractor procurement in progress. Delivery method has been changed to bid for construction. Bid opening is on hold. Review of the electrical scope of work in the Media Center is in progress.

School Choice Enhancements: COMPLETED 03/2020 - Voting completed 4/25/18 - Classroom rugs delivered 06/2018. Poster Maker delivered 07/2018. Printers, Classroom signage and desktops delivered and installed 08/2018. (216) Student Chairs, (100) Student Desks and (4) Classroom Tables delivered 09/2018. Additional indoor furniture delivered 10/2018. Vinyl blinds for classrooms delivered and installed 10/2018. TV studio equipment delivered and installed 12/2018. Indoor Furniture delivered 03/2019. Outdoor floor mats and (500) headphones delivered 06/2019. (3) iPads with cases delivered 09/2019. (1) Conference table, (1) Lenovo ThinkPad, (2) Lenovo Desktops delivered 10/2019. Washer and Dryer delivered 02/2020. (3) Cube Truck without lid, (4) Upright Vacuum, (1) Poly Truck on order.

SMART Facilities Update By Project



Primary Renovation

Phase: **15% Complete**

SCHEDULE: (Calendar Year)	1: Planning	2: Hire A/E	3: Design	4: Hire Contractor	5: Construction	6: Closeout
Planned	Q4 2016	Q4 2016	Q2 2017	Q4 2017	Q2 2018	Q2 2019
New Planned	Q4 2016	Q4 2016	Q2 2017	Q2 2019	Q4 2019	Q4 2020
Actual/Forecast	10/20/2016	10/20/2016	4/6/2017	12/5/2019	Q4 2020	

SCOPE:	BUDGET:
Bldg Envelope Impr. (Roof, Window, Ext Wall, etc.)	\$81,000
Fire Alarm	\$293,000
Fire Sprinklers	\$304,000
HVAC Improvements	\$150,000
Media Center improvements	\$175,000

FLAG: S - Project Delayed

COMMENTS:

Reason: Delay in Design has occurred due to duration of time for resubmission of the construction documents to the Building Department. Additionally, the designer is requiring more submittals to receive a Letter of Recommendation for Permit that was originally scheduled. Remedy: The owner will be enforcing terms of the contract for delays and multiple resubmissions.

FLAG KEY: S=Schedule B= Budget

S-Project Delayed=Schedule: Project has missed the planned milestone date for progressing to the next phase in the process.

S-Delay Possible=Schedule: Reflects a possibility of the project missing the planned milestone date for progressing to next phase in the process.

B=Budget: reflects a need for board approved increase in funding based on bid and/or change order results.

Village Elementary School

SMART Facilities Update by Project Cont.

School Choice Enhancements*

Phase: **95%** Complete

SCHEDULE:	PH:1 Planning/Design	PH:2 Implement	PH:3 Complete
Planned	Q1 2015	Q2 2018	Q1 2020
Actual	11/2015	04/2018	03/2020

SCOPE:

School Choice Enhancement

BUDGET:

\$100,000

FLAG:

COMMENTS:

All items approved by voting process have been delivered and installed. Additional items are on order with the remaining funding from the contingency portion of the SCEP funding.

*SCEP projects follows a three-phase design process that begins with planning/design, followed by implementation and finally completion when all items have been delivered and installed.



Virginia Shuman Young Elementary School

101 NE 11 AVENUE, FORT LAUDERDALE 33301

Location Num	3321
Board District	3
Board Member	Heather P. Brinkworth
ADEFP Budget*	\$5,050,230
Total Facilities Budget	\$4,728,230

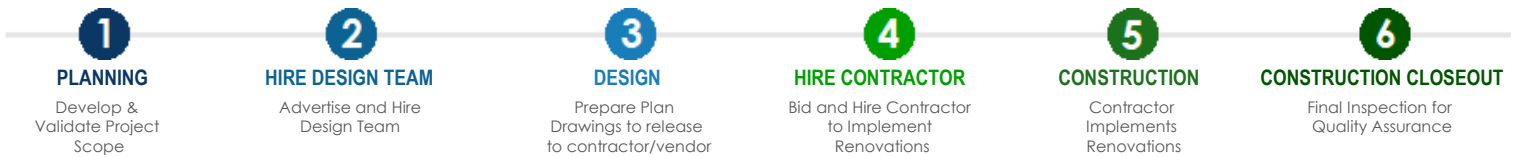
***NOTE** This quarter reflects the Adopted District Educational Facilities Plan total budget as approved by SBBC in September 2019. This budget includes Technology improvements and Musical Instruments Replacements which are not included in this section of the report.
 - All dates are based on calendar year. SMART funded projects are included. Only
 - Projects without expenditures to date may not show up in the "Financially Active Project Detail Schedule".

PRIMARY PROJECTS CURRENT STATUS: Hire Contractor

Primary Renovation: Contractor procurement in progress. Pending execution of the Notice to Proceed.

School Choice Enhancements: COMPLETED 03/2020 - Voting authorized 5/21/18 - Voting completed 6/8/18. Replacing (45) classroom locks with storeroom locks completed. Water bottle filling stations, Recordex, Rekeying (45) classrooms, Two-way Radios, Office Chairs and ceiling projector installed and delivered 08/2019. Media Center Shelving, Tables, Media Center Furniture, Trapezoid Tables, Cafeteria tables delivered 10/2018.

SMART Facilities Update By Project



Primary Renovation

Phase: **50% Complete**

SCHEDULE: (Calendar Year)	1: Planning	2: Hire A/E	3: Design	4: Hire Contractor	5: Construction	6: Closeout
Planned	Q2 2017	Q2 2017	Q1 2018	Q3 2018	Q2 2019	Q1 2020
New Planned	Q2 2017	Q2 2017	Q1 2018	Q3 2019	Q2 2020	Q2 2021
Actual/Forecast	4/1/2017	6/22/2017	12/7/2017	4/23/2019	Q3 2020	

SCOPE:	BUDGET:
Additional Funding - Board Approved 06/23/20 (JJ-3)	\$2,904,230
Bldg Envelope Impr. (Roof, Window, Ext Wall, etc.)	\$809,000
Fire Alarm	\$319,000
HVAC Improvements	\$596,000

FLAG: SB - Project Delayed

COMMENTS:
 Funding Year 1 thru 3 projects are to take priority for advertisement of bid. The project is funded under Year 4 and has been advertised after the available funding Year 1 thru 3 projects were advertised. Budget: Additional funding of \$2,904,230 was approved by the Board on 6/23/2020 in conjunction with the approval to award the construction agreement for the project.

FLAG KEY: S=Schedule B= Budget

S-Project Delayed=Schedule: Project has missed the planned milestone date for progressing to the next phase in the process.

S-Delay Possible=Schedule: Reflects a possibility of the project missing the planned milestone date for progressing to next phase in the process.

B=Budget: reflects a need for board approved increase in funding based on bid and/or change order results.

Virginia Shuman Young Elementary School

SMART Facilities Update by Project Cont.

School Choice Enhancements*

Phase: **95%** Complete

SCHEDULE:	PH:1 Planning/Design	PH:2 Implement	PH:3 Complete
Planned	Q4 2017	Q2 2018	Q1 2020
Actual	11/2017	06/2018	03/2020

SCOPE:

School Choice Enhancement

BUDGET:

\$100,000

FLAG:

COMMENTS:

All items selected by the school community have been delivered and installed. School is determining how to spend the remaining contingency portion of the SCEP funding.

*SCEP projects follows a three-phase design process that begins with planning/design, followed by implementation and finally completion when all items have been delivered and installed.



Walker Elementary School

1001 NW 4 STREET, FORT LAUDERDALE 33311

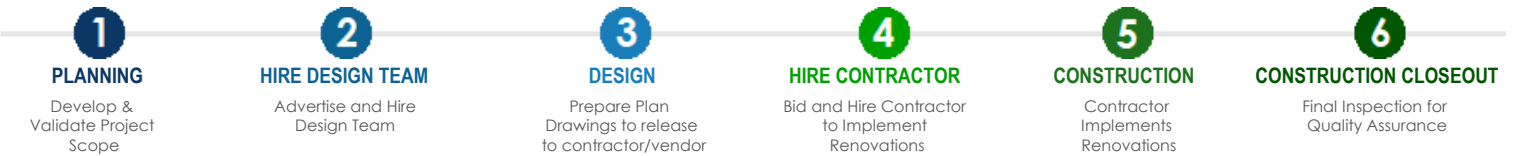
Location Num	0321
Board District	5
Board Member	Dr. Rosalind Osgood
ADEFP Budget*	\$3,711,090
Total Facilities Budget	\$3,528,090

***NOTE** This quarter reflects the Adopted District Educational Facilities Plan total budget as approved by SBBC in September 2019. This budget includes Technology improvements and Musical Instruments Replacements which are not included in this section of the report.
 - All dates are based on calendar year. SMART funded projects are included. Only
 - Projects without expenditures to date may not show up in the "Financially Active Project Detail Schedule".

PRIMARY PROJECTS CURRENT STATUS: **Construction**

Primary Renovation: Construction in progress. Contractor has mobilized. Roofing submittals are in progress. HVAC scope of work is in progress. Fire Alarm shop drawings are in progress.
 School Choice Enhancements: COMPLETED on 5/23/17 -Technology for D3 and D4 delivered. Additional laptops delivered 05/2017.

SMART Facilities Update By Project



Primary Renovation

Phase: **15% Complete**

SCHEDULE: (Calendar Year)	1: Planning	2: Hire A/E	3: Design	4: Hire Contractor	5: Construction	6: Closeout
Planned	Q4 2016	Q4 2016	Q2 2017	Q3 2017	Q2 2018	Q1 2019
New Planned	Q4 2016	Q4 2016	Q2 2017	Q1 2019	Q2 2019	Q1 2020
Actual/Forecast	11/7/2016	11/7/2016	4/11/2017	12/17/2018	8/16/2019	11/24/2020

SCOPE:	BUDGET:
Additional Funding - Board Approved 4/23/19 (JJ-1)	\$1,837,090
Bldg Envelope Impr. (Roof, Window, Ext Wall, etc.)	\$380,000
Fire Alarm	\$294,000
HVAC Improvements	\$917,000

FLAG: **S - Project Delayed**

COMMENTS:
 Original contractual date of substantial completion is 3/19/2020. The project is currently delayed by eight months due to the contractor not submitting correct submittals. The additional delays are also attributed to clarification in roofing scope of work.

School Choice Enhancements*

Phase: **100% Complete**

SCHEDULE:	PH:1 Planning/Design	PH:2 Implement	PH:3 Complete
Planned	Q1 2015	N/A	Q2 2017
Actual	11/2015	N/A	05/2017

SCOPE:	BUDGET:
School Choice Enhancement	\$100,000

COMMENTS:

*SCEP projects follows a three-phase design process that begins with planning/design, followed by implementation and finally completion when all items have been delivered and installed.

FLAG KEY: **S**=Schedule **B**= Budget

S-Project Delayed=Schedule: Project has missed the planned milestone date for progressing to the next phase in the process.

S-Delay Possible=Schedule: Reflects a possibility of the project missing the planned milestone date for progressing to next phase in the process.

B=Budget: reflects a need for board approved increase in funding based on bid and/or change order results.



Walter C. Young Middle School

901 NW 129 AVENUE, PEMBROKE PINES 33028

Location Num	3001
Board District	2
Board Member	Patricia Good
ADEFP Budget*	\$9,797,000
Total Facilities Budget	\$9,313,000

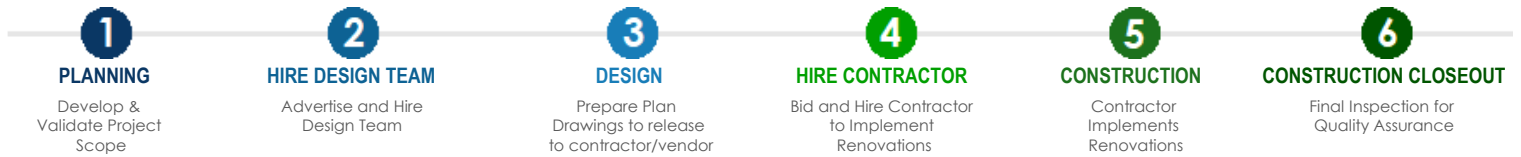
***NOTE** This quarter reflects the Adopted District Educational Facilities Plan total budget as approved by SBBC in September 2019. This budget includes Technology improvements and Musical Instruments Replacements which are not included in this section of the report.
 - All dates are based on calendar year. SMART funded projects are included. Only
 - Projects without expenditures to date may not show up in the "Financially Active Project Detail Schedule".

PRIMARY PROJECTS CURRENT STATUS: Design

Primary Renovation: 100% Construction Documents in the permitting process. Design firm currently addressing Building Department comments prior to submitting the fourth time for permit application.

School Choice Enhancements: COMPLETED 11/24/17 - Voting results received 3/27/17; New Golf Cart/3 repairs, cafeteria tables, TVs for Exceptional Student Ed. Program upgrades, Printers, Facilities/Janitorial equipment and technology items delivered 06/2017. Two-way radios, vertical blinds delivered. Carpet in room 925 complete. Repair dinner theater bleachers, and LCD projectors delivered 07/2017.

SMART Facilities Update By Project



Primary Renovation

Phase: **97% Complete**

SCHEDULE: (Calendar Year)	1: Planning	2: Hire A/E	3: Design	4: Hire Contractor	5: Construction	6: Closeout
Planned	Q2 2017	Q2 2017	Q4 2017	Q4 2018	Q2 2019	Q4 2020
New Planned	Q2 2017	Q2 2017	Q4 2017	Q4 2019	Q1 2020	Q4 2021
Actual/Forecast	4/6/2017	4/19/2017	11/20/2017	Q3 2020		

SCOPE:	BUDGET:
Bldg Envelope Impr. (Roof, Window, Ext Wall, etc.)	\$3,011,000
HVAC Improvements	\$5,805,000
Improvements to or Replacement of building 1	\$252,000
Media Center improvements	\$145,000

FLAG: S - Project Delayed

COMMENTS:
 Reason: Delays have occurred during the design phase. Revision of design documents for permit reviews are taking multiple months to complete. Delays continue to grow due. Remedy: The owner will be enforcing terms of the contract for delays.

FLAG KEY: S=Schedule B= Budget

S-Project Delayed=Schedule: Project has missed the planned milestone date for progressing to the next phase in the process.

S-Delay Possible=Schedule: Reflects a possibility of the project missing the planned milestone date for progressing to next phase in the process.

B=Budget: reflects a need for board approved increase in funding based on bid and/or change order results.

Walter C. Young Middle School

SMART Facilities Update by Project Cont.

School Choice Enhancements*

Phase: **100%** Complete

SCHEDULE:	PH:1 Planning/Design	PH:2 Implement	PH:3 Complete
Planned	Q1 2015	Q1 2017	Q4 2017
Actual	11/2015	03/2017	11/2017

SCOPE:

School Choice Enhancement

BUDGET:

\$100,000

FLAG:

COMMENTS:

*SCEP projects follows a three-phase design process that begins with planning/design, followed by implementation and finally completion when all items have been delivered and installed.



Watkins Elementary School

3520 SW 52 AVENUE, PEMBROKE PARK 33023

Location Num	0511
Board District	1
Board Member	Ann Murray
ADEFP Budget*	\$1,329,000
Total Facilities Budget	\$1,021,000

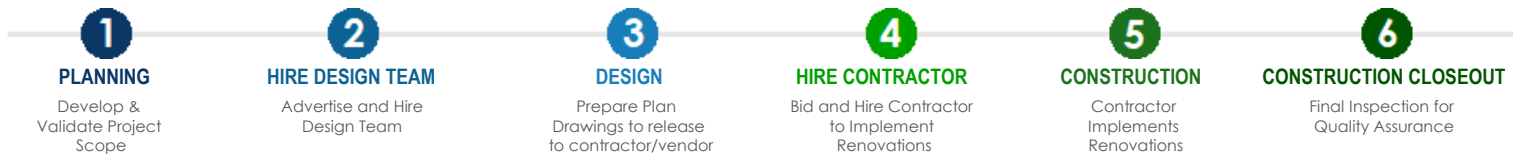
***NOTE** This quarter reflects the Adopted District Educational Facilities Plan total budget as approved by SBBC in September 2019. This budget includes Technology improvements and Musical Instruments Replacements which are not included in this section of the report.
 - All dates are based on calendar year. SMART funded projects are included. Only
 - Projects without expenditures to date may not show up in the "Financially Active Project Detail Schedule".

PRIMARY PROJECTS CURRENT STATUS: Hire Contractor

Primary Renovation: Contractor procurement in progress. Bid advertisement has taken place. Pending bid opening which is scheduled for early July 2020.

School Choice Enhancements: Voting authorized 5/2/2019. Voting results provided 7/1/2019 - (61) Lenovo 300e Touch Student Laptops delivered 03/2020. New Digital Marquee on order.

SMART Facilities Update By Project



Primary Renovation

Phase: **15% Complete**

SCHEDULE: (Calendar Year)	1: Planning	2: Hire A/E	3: Design	4: Hire Contractor	5: Construction	6: Closeout
Planned	Q4 2017	Q1 2018	Q4 2018	Q2 2019	Q4 2019	Q3 2020
New Planned	Q4 2017	Q1 2018	Q4 2018	Q3 2019	Q4 2019	Q4 2020
Actual/Forecast	6/1/2017	8/31/2017	5/3/2018	3/26/2019	Q4 2020	

SCOPE:	BUDGET:
Bldg Envelope Impr. (Roof, Window, Ext Wall, etc.)	\$895,000
Fire Sprinklers	\$26,000

FLAG: S - Project Delayed

COMMENTS:
 Reason: Delays occurred during Bid and Award. The project bid advertisement was delayed due to priority of Year 1 thru 3 project advertisements prior to the Year 5 projects. Remedy: The project is funded under Year 5 and was advertised after the funding Year 1 thru 3 projects completed roofing reality checks and were advertised.

FLAG KEY: S=Schedule B= Budget

S-Project Delayed=Schedule: Project has missed the planned milestone date for progressing to the next phase in the process.

S-Delay Possible=Schedule: Reflects a possibility of the project missing the planned milestone date for progressing to next phase in the process.

B=Budget: reflects a need for board approved increase in funding based on bid and/or change order results.

Watkins Elementary School

SMART Facilities Update by Project Cont.

School Choice Enhancements*

Phase: **15%** Complete

SCHEDULE:	PH:1 Planning/Design	PH:2 Implement	PH:3 Complete
Planned	Q4 2018	Q3 2019	TBD
Actual	11/2018	07/2019	TBD

SCOPE:

School Choice Enhancement

BUDGET:

\$100,000

FLAG:

COMMENTS:

Planned dates shown as TBD will be provided after all items have been ordered and funds allocated.

*SCEP projects follows a three-phase design process that begins with planning/design, followed by implementation and finally completion when all items have been delivered and installed.



Welleby Elementary School

3230 NOB HILL ROAD, SUNRISE 33351

Location Num	2881
Board District	5
Board Member	Dr. Rosalind Osgood
ADEFP Budget*	\$3,276,000
Total Facilities Budget	\$2,875,000

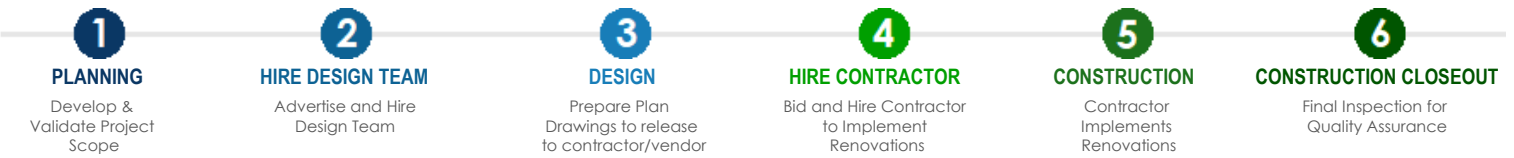
***NOTE** This quarter reflects the Adopted District Educational Facilities Plan total budget as approved by SBBC in September 2019. This budget includes Technology improvements and Musical Instruments Replacements which are not included in this section of the report.
 - All dates are based on calendar year. SMART funded projects are included. Only
 - Projects without expenditures to date may not show up in the "Financially Active Project Detail Schedule".

PRIMARY PROJECTS CURRENT STATUS: Design

Primary Renovation: 100% Construction Documents in the permitting process. Due to the current health crisis the submission for permit review is on hold while District staff is reviewing submissions of higher priority projects.

School Choice Enhancements: Kick-off meeting held during SAC on 12/19/2018. Voting authorized 5/7/2019. Voting results received 7/16/2019. (261) Lenovo Laptops 300e, (13) Earthwalk Carts delivered 12/2019.

SMART Facilities Update By Project



Primary Renovation

Phase: **96% Complete**

SCHEDULE: (Calendar Year)	1: Planning	2: Hire A/E	3: Design	4: Hire Contractor	5: Construction	6: Closeout
Planned	Q1 2018	Q2 2018	Q4 2018	Q3 2019	Q1 2020	Q3 2020
New Planned	Q1 2018	Q2 2018	Q4 2018	Q4 2019	Q2 2020	Q3 2021
Actual/Forecast	9/1/2017	11/13/2017	5/2/2018	Q4 2020		

SCOPE:	BUDGET:
Bldg Envelope Impr. (Roof, Window, Ext Wall, etc.)	\$896,000
Electrical Improvements	\$260,000
Fire Alarm	\$293,000
Fire Sprinklers	\$835,000
HVAC Improvements	\$491,000

FLAG: S - Project Delayed

COMMENTS:
 Reason: Delays have occurred during the design phase. The design firm has not met the deadlines of the design deliverables. Remedy: The owner will be enforcing terms of the contract for delays.

FLAG KEY: S=Schedule B= Budget

S-Project Delayed=Schedule: Project has missed the planned milestone date for progressing to the next phase in the process.

S-Delay Possible=Schedule: Reflects a possibility of the project missing the planned milestone date for progressing to next phase in the process.

B=Budget: reflects a need for board approved increase in funding based on bid and/or change order results.

Welleby Elementary School

SMART Facilities Update by Project Cont.

School Choice Enhancements*

Phase: **80% Complete**

SCHEDULE:	PH:1 Planning/Design		PH:2 Implement		PH:3 Complete	
Planned	Q4 2018	Q3 2019		TBD		TBD
Actual	11/2018	07/2019				

SCOPE:

School Choice Enhancement

BUDGET:

\$100,000

FLAG:

COMMENTS:

Planned dates shown as TBD will be provided after all items have been ordered and funds allocated.

*SCEP projects follows a three-phase design process that begins with planning/design, followed by implementation and finally completion when all items have been delivered and installed.



West Broward High School

500 NW 209 AVENUE, PEMBROKE PINES 33029

Location Num	3971
Board District	2
Board Member	Patricia Good
ADEFP Budget*	\$2,025,000
Total Facilities Budget	\$959,000

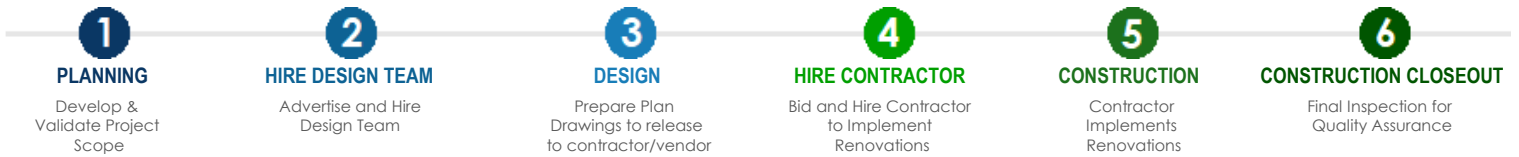
***NOTE** This quarter reflects the Adopted District Educational Facilities Plan total budget as approved by SBBC in September 2019. This budget includes Technology improvements and Musical Instruments Replacements which are not included in this section of the report.
 - All dates are based on calendar year. SMART funded projects are included. Only
 - Projects without expenditures to date may not show up in the "Financially Active Project Detail Schedule".

PRIMARY PROJECTS CURRENT STATUS: **Construction**

Primary Renovation: Test and Balance services is completed by a licensed contractor without standard design services. Test and Balance phase 1 is complete. Pending proposal from CSMP contractor to make necessary repairs to complete the balancing of the HVAC system.

School Choice Enhancements: COMPLETED 09/2018. Voting completed 2/10/16. Athletic equipment, CDs/DVDs, projectors and picnic benches delivered and installed 09/2016. Black Magic Studio system delivered 01/2017. Auditorium sound system delivered and installed 10/2017. Floor mats and partial wall wraps delivered 05/2018. Wall wraps delivered 6/2018.

SMART Facilities Update By Project



Primary Renovation

Phase: **50% Complete**

SCHEDULE: (Calendar Year)	1: Planning	2: Hire A/E	3: Design	4: Hire Contractor	5: Construction	6: Closeout
Planned	Q3 2017	N/A	N/A	Q2 2019	Q1 2020	Q1 2020 Q2 2020
New Planned	Q3 2017	N/A	N/A	Q2 2019	Q1 2020	Q1 2020 Q2 2020
Actual/Forecast	6/1/2017	N/A	N/A	5/31/2018	10/1/2018	10/30/2020

SCOPE:	BUDGET:
HVAC Improvements	\$438,000

FLAG: S - Project Delayed

COMMENTS:

Original contractual date of substantial completion is 11/21/2018. Reason: Delays were experienced during the test and balancing of the HVAC systems. Deficiencies and repairs that were not included in the original scope or funded have been required to complete the project substantial completion. Remedy: CSMP contractor proposal is pending to complete the necessary repairs prior to final balancing of the systems.

FLAG KEY: S=Schedule B= Budget

S-Project Delayed=Schedule: Project has missed the planned milestone date for progressing to the next phase in the process.

S-Delay Possible=Schedule: Reflects a possibility of the project missing the planned milestone date for progressing to next phase in the process.

B=Budget: reflects a need for board approved increase in funding based on bid and/or change order results.

West Broward High School

SMART Facilities Update by Project Cont.

Track							
Phase: 100% Complete							
SCHEDULE: (Calendar Year)	1: Planning	2: Hire A/E	3: Design	4: Hire Contractor	5: Construction	6: Closeout	
Planned	N/A	N/A	Q1 2017	N/A	Q4 2017	Q1 2018	Q1 2018
Actual/Forecast	10/20/2017	10/27/2017	10/28/2017	12/12/2017	11/7/2017	3/28/2018	4/30/2018
SCOPE:	BUDGET:		FLAG:				
Track Resurfacing	\$300,000		COMMENTS:				

Weight Room							
Phase: 100% Complete							
SCHEDULE: (Calendar Year)	1: Planning	2: Hire A/E	3: Design	4: Hire Contractor	5: Construction	6: Closeout	
Planned	Q4 2017	Q4 2017	Q4 2017	Q2 2018	Q2 2018	Q3 2018	Q3 2018
Actual/Forecast	9/18/2017	10/26/2017	11/16/2017	5/7/2018	6/13/2018	10/3/2018	10/5/2018
SCOPE:	BUDGET:		FLAG:				
Weight Room Renovation	\$121,000		COMMENTS:				

School Choice Enhancements*				
Phase: 100% Complete				
SCHEDULE:	PH:1 Planning/Design	PH:2 Implement	PH:3 Complete	
Planned	Q1 2015	Q4 2016	Q2 2018	Q2 2018
Actual	11/2015	12/2016	09/2018	09/2018
SCOPE:	BUDGET:		FLAG:	
School Choice Enhancement	\$100,000		COMMENTS:	

*SCEP projects follows a three-phase design process that begins with planning/design, followed by implementation and finally completion when all items have been delivered and installed.



West Hollywood Elementary School

6301 HOLLYWOOD BOULEVARD, HOLLYWOOD 33024

Location Num	0161
Board District	1
Board Member	Ann Murray
ADEFP Budget*	\$4,240,160
Total Facilities Budget	\$4,010,160

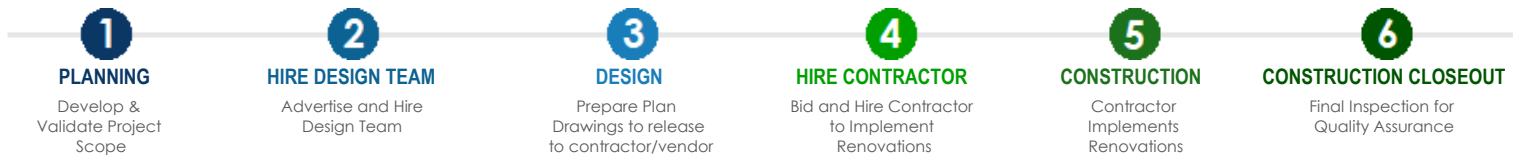
***NOTE** This quarter reflects the Adopted District Educational Facilities Plan total budget as approved by SBBC in September 2019. This budget includes Technology improvements and Musical Instruments Replacements which are not included in this section of the report.
 - All dates are based on calendar year. SMART funded projects are included. Only
 - Projects without expenditures to date may not show up in the "Financially Active Project Detail Schedule".

PRIMARY PROJECTS CURRENT STATUS: **Construction**

Primary Renovation: Construction in progress. HVAC scope of work is nearing completion. Fire alarm installation is in progress. Pending completion prior to final inspections.

School Choice Enhancements: COMPLETED 06/2018. Voting completed 9/1/16. Media Center furniture, Music upgrades and cafeteria sound system delivered and installed 04/2017. Printers delivered 04/2018. Two-way radios delivered 06/2018. Marquee delivered and installed 06/2018.

SMART Facilities Update By Project



Primary Renovation

Phase: **86% Complete**

SCHEDULE: (Calendar Year)	1: Planning	2: Hire A/E	3: Design	4: Hire Contractor	5: Construction	6: Closeout
Planned	Q2 2016	Q3 2016	Q1 2017	Q4 2017	Q1 2018	Q1 2019
New Planned	Q2 2016	Q3 2016	Q1 2017	Q4 2017	Q1 2019	Q1 2020
Actual/Forecast	6/17/2016	8/16/2016	1/30/2017	8/1/2018	2/27/2019	7/29/2020

SCOPE:	BUDGET:
Additional Funding - Board Approved 12/18/18 (JJ-3)	\$1,231,160
Bldg Envelope Impr. (Roof, Window, Ext Wall, etc.)	\$741,000
Fire Alarm	\$294,000
HVAC Improvements	\$1,644,000

FLAG: S - Project Delayed

COMMENTS:

Original contractual date of substantial completion is 3/24/2020. The project is currently delayed by four months. A notice of concern has been issued to the contractor. The pace of construction is not per the original construction schedule submitted by the contractor. Update: Contractor is progressing and is scheduled to have construction complete prior to the start of the new school year.

FLAG KEY: S=Schedule B= Budget

S-Project Delayed=Schedule: Project has missed the planned milestone date for progressing to the next phase in the process.

S-Delay Possible=Schedule: Reflects a possibility of the project missing the planned milestone date for progressing to next phase in the process.

B=Budget: reflects a need for board approved increase in funding based on bid and/or change order results.

West Hollywood Elementary School

SMART Facilities Update by Project Cont.

School Choice Enhancements*

Phase: **100%** Complete

SCHEDULE:	PH:1 Planning/Design	PH:2 Implement	PH:3 Complete
Planned	Q1 2015	Q3 2016	Q2 2018
Actual	11/2015	09/2016	06/2018

SCOPE:	BUDGET:	FLAG:
School Choice Enhancement	\$100,000	COMMENTS:

*SCEP projects follows a three-phase design process that begins with planning/design, followed by implementation and finally completion when all items have been delivered and installed.



Westchester Elementary School

12405 ROYAL PALM BOULEVARD, CORAL SPRINGS 33065

Location Num	2681
Board District	4
Board Member	Lori Alhadeff
ADEFP Budget*	\$3,528,000
Total Facilities Budget	\$3,098,000

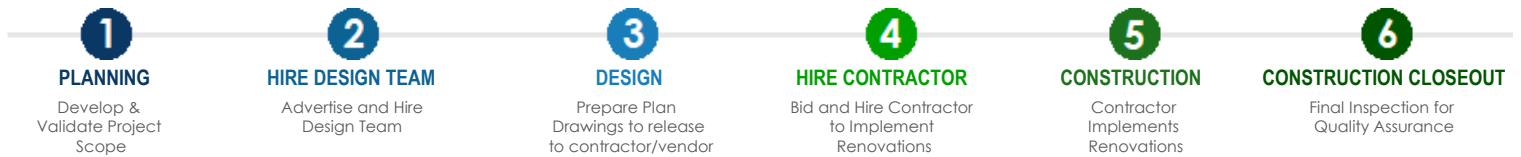
***NOTE** This quarter reflects the Adopted District Educational Facilities Plan total budget as approved by SBBC in September 2019. This budget includes Technology improvements and Musical Instruments Replacements which are not included in this section of the report.
 - All dates are based on calendar year. SMART funded projects are included. Only
 - Projects without expenditures to date may not show up in the "Financially Active Project Detail Schedule".

PRIMARY PROJECTS CURRENT STATUS: **Construction**

Primary Renovation: Construction in progress. Submittals are in progress.

School Choice Enhancements: Voting completed prior to 10/2015. K-2 playground upgrade, sand replacement with PIP rubber cancelled as the school revoked 05/2018 and repurposed the funds to add minor security enhancement items. Computer lab conversion has been completed by the District. Digital marquee permitted 09/2018; installed 01/2019. Access Control Card Reader system permitted 08/2019; installation complete 12/2019.

SMART Facilities Update By Project



Primary Renovation

Phase: **15% Complete**

SCHEDULE: (Calendar Year)	1: Planning	2: Hire A/E	3: Design	4: Hire Contractor	5: Construction	6: Closeout
Planned	Q3 2016	Q3 2016	Q1 2017	Q4 2017	Q2 2018	Q2 2019
New Planned	Q3 2016	Q3 2016	Q1 2017	Q2 2019	Q3 2019	Q4 2020
Actual/Forecast	8/12/2016	9/20/2016	4/5/2017	3/11/2019	8/14/2019	3/31/2021

SCOPE:	BUDGET:
ADA Restrooms, Replace Fire Alarm, Drainage Improvements	\$1,797,142
Bldg Envelope Impr. (Roof, Window, Ext Wall, etc.)	\$182,000
Deduction of Funding - Board Approved 6/25/19 (JJ-1)	(\$547,142)
Electrical Improvements	\$263,000
Fire Sprinklers	\$772,000
HVAC Improvements	\$146,616
Media Center improvements	\$208,000

FLAG: S - Delay Possible

COMMENTS:
 Original contractual date of substantial completion is 9/18/2020. Project is experiencing delays due to contractor not providing submittals in a timely manner. A notice to cure has been issued in March 2020 to the contractor. Meeting with General Contractor is scheduled to receive recovery schedule.

FLAG KEY: S=Schedule B= Budget

S-Project Delayed=Schedule: Project has missed the planned milestone date for progressing to the next phase in the process.

S-Delay Possible=Schedule: Reflects a possibility of the project missing the planned milestone date for progressing to next phase in the process.

B=Budget: reflects a need for board approved increase in funding based on bid and/or change order results.

Westchester Elementary School

SMART Facilities Update by Project Cont.

HVAC Improvements

Phase: **95% Complete**

SCHEDULE: (Calendar Year)	1: Planning	2: Hire A/E	3: Design	4: Hire Contractor	5: Construction	6: Closeout
Planned	N/A	N/A	N/A	N/A	N/A	N/A
Actual/Forecast	N/A	N/A	N/A	N/A	N/A	N/A

SCOPE: HVAC Improvements - Chiller Replacement	BUDGET: \$176,384	FLAG: COMMENTS:
--	-----------------------------	----------------------------------

School Choice Enhancements*

Phase: **81% Complete**

SCHEDULE:	PH:1 Planning/Design	PH:2 Implement	PH:3 Complete
Planned	Q1 2015	Q3 2016	TBD
Actual	11/2015	11/2015	TBD

SCOPE: School Choice Enhancement	BUDGET: \$100,000	FLAG: COMMENTS: Planned dates shown as TBD will be provided after all items have been ordered and funds allocated.
--	-----------------------------	--

*SCEP projects follows a three-phase design process that begins with planning/design, followed by implementation and finally completion when all items have been delivered and installed.



Western High School

1200 SW 136 AVENUE, DAVIE 33325

Location Num	2831
Board District	6
Board Member	Laurie Rich Levinson
ADEFP Budget*	\$6,153,000
Total Facilities Budget	\$4,747,000

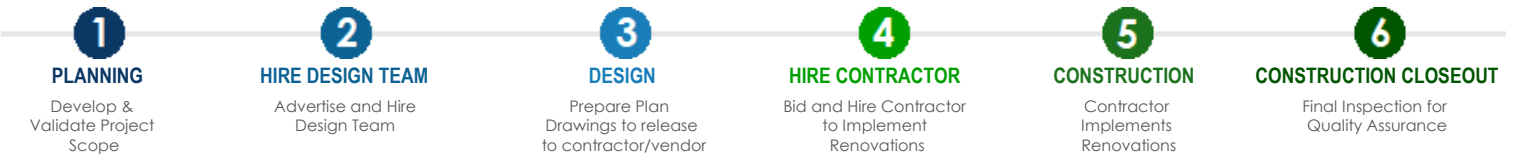
***NOTE** This quarter reflects the Adopted District Educational Facilities Plan total budget as approved by SBBC in September 2019. This budget includes Technology improvements and Musical Instruments Replacements which are not included in this section of the report.
 - All dates are based on calendar year. SMART funded projects are included. Only
 - Projects without expenditures to date may not show up in the "Financially Active Project Detail Schedule".

PRIMARY PROJECTS CURRENT STATUS: Design

Primary Renovation: 30% Construction Documents are in progress by the new consultant.

School Choice Enhancements: COMPLETED 03/2020 - Voting completed 12/11/2018 - Results received 1/9/2019. Water Bottle Filling Stations installed. (4) Golf Carts, (4) Laptop computer carts delivered 02/2019. (75) Two-way radios delivered 03/2019.

SMART Facilities Update By Project



Primary Renovation

Phase: **25% Complete**

SCHEDULE: (Calendar Year)	1: Planning	2: Hire A/E	3: Design	4: Hire Contractor	5: Construction	6: Closeout
Planned	Q1 2017	Q2 2017	Q4 2017	Q3 2018	Q1 2019	Q1 2020
New Planned	Q1 2017	Q2 2017	Q4 2017	Q3 2019	Q1 2020	Q2 2022
Actual/Forecast	1/9/2017	4/18/2017	10/20/2017	Q1 2021		

SCOPE:	BUDGET:
Bldg Envelope Impr. (Roof, Window, Ext Wall, etc.)	\$144,000
Electrical Improvements	\$325,000
HVAC Improvements	\$1,971,000
Media Center improvements	\$414,000
Safety / Security Upgrade	\$92,000
STEM Lab improvements	\$177,524

FLAG: S - Project Delayed

COMMENTS:
 Due to the termination of the original design firm the project was delayed by multiple months.

Weight Room

Phase: **100% Complete**

SCHEDULE: (Calendar Year)	1: Planning	2: Hire A/E	3: Design	4: Hire Contractor	5: Construction	6: Closeout
Planned	Q4 2017	Q4 2017	Q4 2017	Q2 2018	Q2 2018	Q3 2018
Actual/Forecast	9/18/2017	10/26/2017	11/16/2017	4/13/2018	5/6/2018	8/5/2018

SCOPE:	BUDGET:
Weight Room Renovation	\$121,000

FLAG:
COMMENTS:

FLAG KEY: S=Schedule B= Budget

S-Project Delayed=Schedule: Project has missed the planned milestone date for progressing to the next phase in the process.

S-Delay Possible=Schedule: Reflects a possibility of the project missing the planned milestone date for progressing to next phase in the process.

B=Budget: reflects a need for board approved increase in funding based on bid and/or change order results.

Western High School

SMART Facilities Update by Project Cont.

Track							
Phase: 100% Complete							
SCHEDULE: (Calendar Year)	1: Planning	2: Hire A/E	3: Design	4: Hire Contractor	5: Construction	6: Closeout	
Planned	N/A	N/A	N/A	N/A	N/A	N/A	N/A
Actual/Forecast	N/A	N/A	N/A	N/A	10/3/2016	11/17/2016	11/17/2016
SCOPE:	BUDGET:		FLAG:				
Track Resurfacing	\$300,000		<div style="border: 1px solid black; padding: 5px;"> COMMENTS: </div>				

Culinary Lab							
Phase: 99% Complete							
SCHEDULE: (Calendar Year)	1: Planning	2: Hire A/E	3: Design	4: Hire Contractor	5: Construction	6: Closeout	
Planned	N/A	N/A	N/A	N/A	N/A	N/A	N/A
New Planned	Q1 2017	Q2 2017	Q4 2017	Q3 2019	Q1 2020	Q2 2022	Q2 2022
Actual/Forecast	1/9/2017	4/18/2017	10/20/2017	5/14/2019	6/10/2019	7/30/2020	8/29/2020
SCOPE:	BUDGET:		FLAG:				
STEM Lab and ADA Restrooms	\$1,102,476		<div style="border: 1px solid black; padding: 5px;"> COMMENTS: Original contractual date of substantial completion is 12/6/2019. The project is currently delayed by four months due to grease trap design and installation and additional lift station work. Construction is being closely monitored to limit additional delays. Project is still scheduled to finish by the planned completion date. </div>				

School Choice Enhancements*				
Phase: 99% Complete				
SCHEDULE:	PH:1 Planning/Design	PH:2 Implement	PH:3 Complete	
Planned	Q4 2017	Q1 2019	Q1 2020	Q1 2020
Actual	11/2017	02/2019	03/2020	03/2020
SCOPE:	BUDGET:		FLAG:	
School Choice Enhancement	\$100,000		<div style="border: 1px solid black; padding: 5px;"> COMMENTS: All items approved by voting process have been delivered and installed. School is determining how to spend the remaining funding from the contingency portion of the SCEP funding. </div>	

*SCEP projects follows a three-phase design process that begins with planning/design, followed by implementation and finally completion when all items have been delivered and installed.



Westglades Middle School

11000 HOLMBERG ROAD, PARKLAND 33076

Location Num	3871
Board District	4
Board Member	Lori Alhadeff
ADEFP Budget*	\$4,711,200
Total Facilities Budget	\$2,937,000

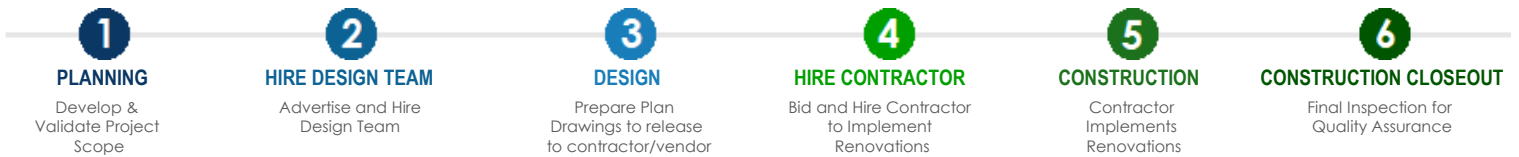
***NOTE** This quarter reflects the Adopted District Educational Facilities Plan total budget as approved by SBBC in September 2019. This budget includes Technology improvements and Musical Instruments Replacements which are not included in this section of the report.
 - All dates are based on calendar year. SMART funded projects are included. Only
 - Projects without expenditures to date may not show up in the "Financially Active Project Detail Schedule".

PRIMARY PROJECTS CURRENT STATUS: Hire Contractor

Primary Renovation: Contractor procurement in progress. Bid advertisement is scheduled for November 2020.

School Choice Enhancements: COMPLETED 09/2019 - Principal's letter initiated 11/30/2018 for Year 5 group. Kick-off meeting held during SAC meeting 11/9/2018. Voting completed 3/19/2019. (7) Classroom Projectors delivered 05/2019. Student Laptops, Carts, Administrative Laptops, Teacher Laptops - (3) Lenovo Yoga L380 - (9) Lenovo L480 - (325) Student Laptops Lenovo 300E - (6) Carts - Cart wiring for (6) new carts and (1) existing, (7) delivered 09/2019.

SMART Facilities Update By Project



Primary Renovation

Phase: **5% Complete**

SCHEDULE: (Calendar Year)	1: Planning	2: Hire A/E	3: Design	4: Hire Contractor	5: Construction	6: Closeout
Planned	Q1 2018	Q2 2018	Q4 2018	Q3 2019	Q1 2020	Q3 2020
New Planned	Q1 2018	Q2 2018	Q4 2018	Q1 2020	Q3 2020	Q1 2022
Actual/Forecast	11/13/2017	12/19/2017	7/10/2018	1/30/2020	Q2 2021	

SCOPE:

Bldg Envelope Impr. (Roof, Window, Ext Wall, etc.)

BUDGET:

\$2,837,000

FLAG: S - Delay Possible

COMMENTS:

Funding Year 1 thru 3 projects are to take priority for advertisement of bid. The project is funded under Year 5 and will be advertised after the funding Year 1 thru 3 projects that are prepared for advertisement.

FLAG KEY: S=Schedule B= Budget

S-Project Delayed=Schedule: Project has missed the planned milestone date for progressing to the next phase in the process.

S-Delay Possible=Schedule: Reflects a possibility of the project missing the planned milestone date for progressing to next phase in the process.

B=Budget: reflects a need for board approved increase in funding based on bid and/or change order results.

Westglades Middle School

SMART Facilities Update by Project Cont.

School Choice Enhancements*

Phase: **100%** Complete

SCHEDULE:	PH:1 Planning/Design	PH:2 Implement	PH:3 Complete
Planned	Q4 2018	Q1 2019	Q4 2019
Actual	11/2018	03/2019	09/2019

SCOPE:	BUDGET:	FLAG:
School Choice Enhancement	\$100,000	COMMENTS:

*SCEP projects follows a three-phase design process that begins with planning/design, followed by implementation and finally completion when all items have been delivered and installed.



Westpine Middle School

9393 NW 50 STREET, SUNRISE 33351

Location Num	2052
Board District	5
Board Member	Dr. Rosalind Osgood
ADEFP Budget*	\$5,196,500
Total Facilities Budget	\$4,715,500

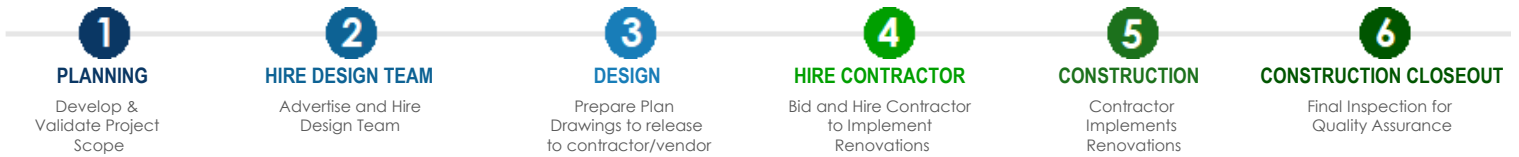
***NOTE** This quarter reflects the Adopted District Educational Facilities Plan total budget as approved by SBBC in September 2019. This budget includes Technology improvements and Musical Instruments Replacements which are not included in this section of the report.
 - All dates are based on calendar year. SMART funded projects are included. Only
 - Projects without expenditures to date may not show up in the "Financially Active Project Detail Schedule".

PRIMARY PROJECTS CURRENT STATUS: Hire Contractor

Primary Renovation: Contractor procurement in progress. Board approval to award received May 2020. Pending execution of the Notice to Proceed.

School Choice Enhancements: COMPLETED 03/2020 - Voting completed 11/13/18 - Projectors, Media Center furniture, STEM Lab furniture (tables, high stools and chairs) delivered 02/2019. Projector Screen and Cafeteria Sound System installation completed 03/2019. Cafeteria projectors screen delivered 04/2019. TV delivered and installed 04/2019. (44) Tables, (944) Armless chairs, (2) teacher desk, (2) teacher chairs delivered 10/2019. Samsung 43" Smart LED Ultra HDTV, Tilt Mount delivered 05/2020.

SMART Facilities Update By Project



Primary Renovation

Phase: **50% Complete**

SCHEDULE: (Calendar Year)	1: Planning	2: Hire A/E	3: Design	4: Hire Contractor	5: Construction	6: Closeout
Planned	Q2 2017	Q3 2017	Q2 2018	Q4 2018	Q2 2019	Q2 2020
New Planned	Q2 2017	Q3 2017	Q2 2018	Q3 2019	Q1 2020	Q3 2021
Actual/Forecast	5/1/2017	7/20/2017	3/12/2018	5/2/2019	Q3 2020	

SCOPE:	BUDGET:
Additional Funding - Board Approved 05/19/20 (JJ-18)	\$2,330,500
Bldg Envelope Impr. (Roof, Window, Ext Wall, etc.)	\$2,066,000
Fire Sprinklers	\$15,000
HVAC Improvements	\$204,000

FLAG: SB - Project Delayed

COMMENTS:

Funding Year 1 thru 3 projects are to take priority for advertisement of bid. The project is funded under Year 4. Advertisement for bids took place in February 2020 with all available Year 1 thru 3 projects already advertised. Budget: Additional funding of \$2,330,500 was approved by the Board on 5/19/2020 in conjunction with the approval to award the construction agreement.

FLAG KEY: S=Schedule B= Budget

S-Project Delayed=Schedule: Project has missed the planned milestone date for progressing to the next phase in the process.

S-Delay Possible=Schedule: Reflects a possibility of the project missing the planned milestone date for progressing to next phase in the process.

B=Budget: reflects a need for board approved increase in funding based on bid and/or change order results.

Westpine Middle School

SMART Facilities Update by Project Cont.

School Choice Enhancements*

Phase: **100%** Complete

SCHEDULE:	PH:1 Planning/Design	PH:2 Implement	PH:3 Complete
Planned	Q4 2017	Q4 2018	Q1 2020
Actual	11/2017	11/2018	03/2020

SCOPE: School Choice Enhancement	BUDGET: \$100,000	FLAG: COMMENTS:
--	-----------------------------	----------------------------------

*SCEP projects follows a three-phase design process that begins with planning/design, followed by implementation and finally completion when all items have been delivered and installed.



Westwood Heights Elementary School

2861 SW 9 STREET, FORT LAUDERDALE 33312

Location Num	0631
Board District	3
Board Member	Heather P. Brinkworth
ADEFP Budget*	\$4,521,269
Total Facilities Budget	\$4,337,269

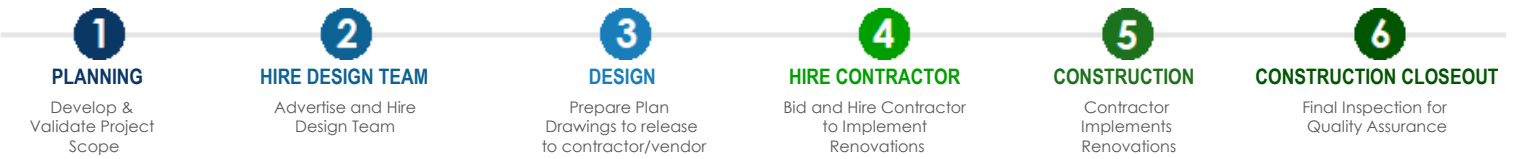
***NOTE** This quarter reflects the Adopted District Educational Facilities Plan total budget as approved by SBBC in September 2019. This budget includes Technology improvements and Musical Instruments Replacements which are not included in this section of the report.
 - All dates are based on calendar year. SMART funded projects are included. Only
 - Projects without expenditures to date may not show up in the "Financially Active Project Detail Schedule".

PRIMARY PROJECTS CURRENT STATUS: **Construction**

Primary Renovation: Construction in progress. All work is complete with final inspections pending.

School Choice Enhancements: COMPLETED 04/2019 - Voting completed 6/9/16. Book room upgrade, projectors, science lab technology and media center projector delivered and installed 10/2016. Science lab and cafeteria upgrades delivered 09/2016. Office furniture delivered 08/2017. Marquee completed 10/2018. Document Cameras delivered 04/2019.

SMART Facilities Update By Project



Primary Renovation

Phase: **99% Complete**

SCHEDULE: (Calendar Year)	1: Planning	2: Hire A/E	3: Design	4: Hire Contractor	5: Construction	6: Closeout
Planned	Q4 2016	Q4 2016	Q2 2017	Q4 2017	Q3 2018	Q2 2019
New Planned	Q4 2016	Q4 2016	Q2 2017	Q1 2019	Q2 2019	Q2 2020
Actual/Forecast	12/15/2016	12/15/2016	6/2/2017	12/18/2018	5/9/2019	7/3/2020

SCOPE:	BUDGET:
Additional Funding - Board Approved 4/9/19 (JJ-3)	\$2,517,269
Bldg Envelope Impr. (Roof, Window, Ext Wall, etc.)	\$982,000
HVAC Improvements	\$628,000
Media Center improvements	\$110,000

FLAG: S - Project Delayed

COMMENTS:
 Original contractual date of substantial completion is 5/14/2020. Project is currently delayed by two months with final inspections pending. Additional functional performance testing was required to prepare for final inspections.

School Choice Enhancements*

Phase: **100% Complete**

SCHEDULE:	PH:1 Planning/Design	PH:2 Implement	PH:3 Complete
Planned	Q1 2015	Q2 2016	Q1 2018
Actual	11/2015	06/2016	04/2019

SCOPE:	BUDGET:
School Choice Enhancement	\$100,000

FLAG:

COMMENTS:

*SCEP projects follows a three-phase design process that begins with planning/design, followed by implementation and finally completion when all items have been delivered and installed.

FLAG KEY: S=Schedule B= Budget

S-Project Delayed=Schedule: Project has missed the planned milestone date for progressing to the next phase in the process.

S-Delay Possible=Schedule: Reflects a possibility of the project missing the planned milestone date for progressing to next phase in the process.

B=Budget: reflects a need for board approved increase in funding based on bid and/or change order results.



Whiddon-Rogers Education Center

700 SW 26TH STREET, FORT LAUDERDALE 33315

Location Num	0452
Board District	3
Board Member	Heather P. Brinkworth
ADEFP Budget*	\$5,680,000
Total Facilities Budget	\$5,426,000

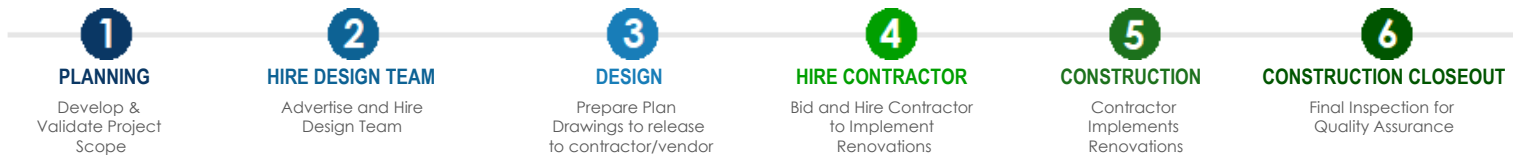
***NOTE** This quarter reflects the Adopted District Educational Facilities Plan total budget as approved by SBBC in September 2019. This budget includes Technology improvements and Musical Instruments Replacements which are not included in this section of the report.
 - All dates are based on calendar year. SMART funded projects are included. Only
 - Projects without expenditures to date may not show up in the "Financially Active Project Detail Schedule".

PRIMARY PROJECTS CURRENT STATUS: Hire Contractor

Primary Renovation: Contractor procurement in progress. Pending advertisement for bids.

School Choice Enhancements: COMPLETED 08/15/17. Voting completed 12/8/15. Signs/banners, backless benches and interior painting delivered and installed. Digital marquee installed and operational. Cafeteria tables are delivered and installed. Laptops delivered 08/2017.

SMART Facilities Update By Project



Primary Renovation

Phase: **5% Complete**

SCHEDULE: (Calendar Year)	1: Planning	2: Hire A/E	3: Design	4: Hire Contractor	5: Construction	6: Closeout
Planned	Q1 2016	Q2 2016	Q2 2017	Q1 2018	Q2 2018	Q3 2019
New Planned	Q1 2016	Q2 2016	Q2 2017	Q3 2019	Q1 2020	Q1 2021
Actual/Forecast	2/2/2016	7/26/2016	4/27/2017	6/26/2020	Q1 2021	

SCOPE:	BUDGET:
Bldg Envelope Impr. (Roof, Window, Ext Wall, etc.)	\$1,246,000
Fire Alarm	\$462,000
HVAC Improvements	\$1,324,000
Improvements to or Replacement of building 10	\$525,000
Improvements to or Replacement of building 11	\$569,000
Improvements to or Replacement of building 12	\$499,000
Improvements to or Replacement of building 13	\$559,000
Media Center improvements	\$142,000

FLAG: S - Project Delayed

COMMENTS:

Reason: Delays have occurred throughout the design phase. There was a delay in the review of the 100% Construction Documents. Multiple submissions were required in order to closeout comments. Remedy: The owner will be enforcing terms of the contract for delays.

FLAG KEY: S=Schedule B= Budget

S-Project Delayed=Schedule: Project has missed the planned milestone date for progressing to the next phase in the process.

S-Delay Possible=Schedule: Reflects a possibility of the project missing the planned milestone date for progressing to next phase in the process.

B=Budget: reflects a need for board approved increase in funding based on bid and/or change order results.

Whiddon-Rogers Education Center

SMART Facilities Update by Project Cont.

School Choice Enhancements*

Phase: **100%** Complete

SCHEDULE:	PH:1 Planning/Design	PH:2 Implement	PH:3 Complete
Planned	Q1 2015	Q4 2015	Q3 2017
Actual	11/2015	12/2015	08/2017

SCOPE:

School Choice Enhancement

BUDGET:

\$100,000

FLAG:

COMMENTS:

*SCEP projects follows a three-phase design process that begins with planning/design, followed by implementation and finally completion when all items have been delivered and installed.



Whispering Pines Education Center

3609 SW 89TH AVENUE, MIRAMAR 33025

Location Num	1752
Board District	2
Board Member	Patricia Good
ADEFP Budget*	\$2,849,466
Total Facilities Budget	\$2,200,000

***NOTE** This quarter reflects the Adopted District Educational Facilities Plan total budget as approved by SBBC in September 2019. This budget includes Technology improvements and Musical Instruments Replacements which are not included in this section of the report.

- All dates are based on calendar year. SMART funded projects are included. Only

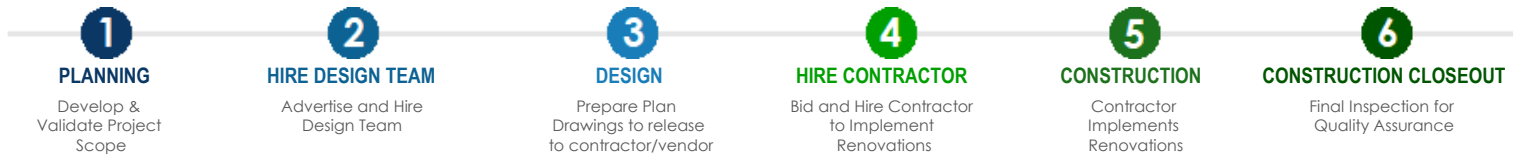
- Projects without expenditures to date may not show up in the "Financially Active Project Detail Schedule".

PRIMARY PROJECTS CURRENT STATUS: **Design**

Primary Renovation: 100% Construction Documents in the permitting process. Building Department is currently reviewing the third submissions for permit.

School Choice Enhancements: Kick-off meeting held 2/19/2019. Ballot Development in progress.

SMART Facilities Update By Project



Primary Renovation

Phase: **97% Complete**

SCHEDULE: (Calendar Year)	1: Planning	2: Hire A/E	3: Design	4: Hire Contractor	5: Construction	6: Closeout
Planned	Q1 2018	Q2 2018	Q1 2019	Q3 2019	Q2 2020	Q3 2020
New Planned	Q1 2018	Q2 2018	Q1 2019	Q4 2019	Q2 2020	Q1 2021
Actual/Forecast	8/1/2017	10/6/2017	3/26/2018	Q4 2020		

SCOPE:	BUDGET:
Bldg Envelope Impr. (Roof, Window, Ext Wall, etc.)	\$837,000
Fire Alarm	\$462,000
Fire Sprinklers	\$11,000
HVAC Improvements	\$790,000

FLAG: S - Project Delayed

COMMENTS:

Reason: Delays have occurred during the design phase. The design firm has been delayed in meeting the contract schedule. Remedy: The owner will be enforcing terms of the contract for delays.

FLAG KEY: S=Schedule B= Budget

S-Project Delayed=Schedule: Project has missed the planned milestone date for progressing to the next phase in the process.

S-Delay Possible=Schedule: Reflects a possibility of the project missing the planned milestone date for progressing to next phase in the process.

B=Budget: reflects a need for board approved increase in funding based on bid and/or change order results.

Whispering Pines Education Center

SMART Facilities Update by Project Cont.

School Choice Enhancements*

Phase: **25% Complete**

SCHEDULE:	PH:1 Planning/Design	PH:2 Implement	PH:3 Complete
Planned	Q4 2018	TBD	TBD
Actual	11/2018		

SCOPE:	BUDGET:	FLAG:
School Choice Enhancement	\$100,000	COMMENTS: Planned date for Implementation phase shown as TBD will be provided after voting process has been completed by the school community.

*SCEP projects follows a three-phase design process that begins with planning/design, followed by implementation and finally completion when all items have been delivered and installed.



William E. Dandy Middle School

2400 NW 26 STREET, FORT LAUDERDALE 33311

Location Num	1071
Board District	5
Board Member	Dr. Rosalind Osgood
ADEFP Budget*	\$7,635,550
Total Facilities Budget	\$7,318,550

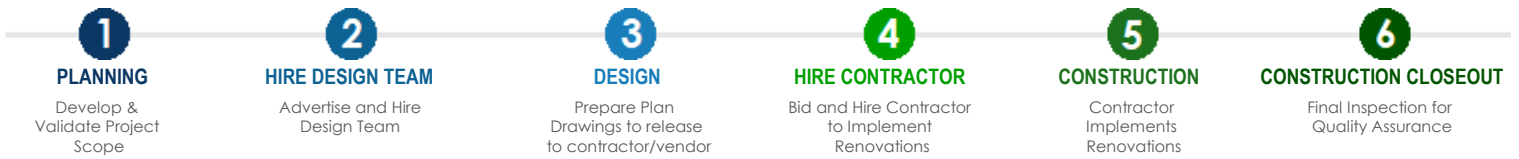
***NOTE** This quarter reflects the Adopted District Educational Facilities Plan total budget as approved by SBBC in September 2019. This budget includes Technology improvements and Musical Instruments Replacements which are not included in this section of the report.
 - All dates are based on calendar year. SMART funded projects are included. Only
 - Projects without expenditures to date may not show up in the "Financially Active Project Detail Schedule".

PRIMARY PROJECTS CURRENT STATUS: **Construction**

Primary Renovation: Construction in progress. Shop drawings and submittals are in progress.

School Choice Enhancements: COMPLETED 12/2019 - Voting authorized 3/1/2018 - Voting completed 3/16/18 - Cafeteria sound system and projector delivered 05/2018. Murals completed 07/2018. Exterior painting, Cafeteria Tables and Media Center furniture completed 08/2018. Painting of the walkways completed 01/2019. Aiphone for the Single Point of Entry completed 12/2019.

SMART Facilities Update By Project



Primary Renovation

Phase: **1% Complete**

SCHEDULE: (Calendar Year)	1: Planning	2: Hire A/E	3: Design	4: Hire Contractor	5: Construction	6: Closeout
Planned	Q4 2016	Q1 2017	Q4 2017	Q2 2018	Q4 2018	Q4 2019
New Planned	Q4 2016	Q1 2017	Q4 2017	Q2 2019	Q4 2019	Q2 2021
Actual/Forecast	11/18/2016	3/13/2017	8/30/2017	6/5/2019	2/27/2020	5/20/2021

SCOPE:	BUDGET:
Additional Funding - Board Approved 11/06/19 (JJ-3)	\$4,023,550
Bldg Envelope Impr. (Roof, Window, Ext Wall, etc.)	\$2,042,000
Fire Alarm	\$462,000
Fire Sprinklers	\$16,000
HVAC Improvements	\$533,000
Improvements to or Replacement of building 18	\$59,000
Safety / Security Upgrade	\$83,000

FLAG:

COMMENTS:

Original contractual date of substantial completion is 5/21/2021. Project is currently on pace.

FLAG KEY: **S**=Schedule **B**= Budget

S-Project Delayed=Schedule: Project has missed the planned milestone date for progressing to the next phase in the process.

S-Delay Possible=Schedule: Reflects a possibility of the project missing the planned milestone date for progressing to next phase in the process.

B=Budget: reflects a need for board approved increase in funding based on bid and/or change order results.

William E. Dandy Middle School

SMART Facilities Update by Project Cont.

School Choice Enhancements*

Phase: **100%** Complete

SCHEDULE:	PH:1 Planning/Design	PH:2 Implement	PH:3 Complete
Planned	Q4 2016	Q1 2018	Q4 2018
Actual	12/2016	03/2018	12/2019

SCOPE:	BUDGET:	FLAG:
School Choice Enhancement	\$100,000	COMMENTS:

*SCEP projects follows a three-phase design process that begins with planning/design, followed by implementation and finally completion when all items have been delivered and installed.



Wilton Manors Elementary School

2401 NE 3 AVENUE, WILTON MANORS 33305

Location Num	0191
Board District	3
Board Member	Heather P. Brinkworth
ADEFP Budget*	\$3,757,000
Total Facilities Budget	\$3,538,000

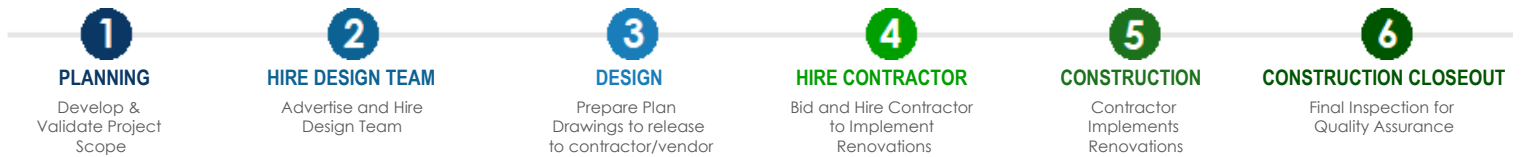
***NOTE** This quarter reflects the Adopted District Educational Facilities Plan total budget as approved by SBBC in September 2019. This budget includes Technology improvements and Musical Instruments Replacements which are not included in this section of the report.
 - All dates are based on calendar year. SMART funded projects are included. Only
 - Projects without expenditures to date may not show up in the "Financially Active Project Detail Schedule".

PRIMARY PROJECTS CURRENT STATUS: Design

Primary Renovation: 100% Construction Documents in review.

School Choice Enhancements: Kick-off meeting held 1/26/2018. Voting authorized 9/17/2019. Voting results received 11/5/2019. Aiphone, Strike permit issued, hardware completed 03/2020; pending Electrical Scope installation. (30) Lenovo 100e laptops, (1) Recordex delivered and installed 02/2020. Morning Show Equipment delivered and assembled 03/2020. (8) Armless chairs, and reupholstering chairs and sofas on order. New 4' x 8' Digital Marquee in design.

SMART Facilities Update By Project



Primary Renovation

Phase: **91% Complete**

SCHEDULE: (Calendar Year)	1: Planning	2: Hire A/E	3: Design	4: Hire Contractor	5: Construction	6: Closeout
Planned	Q1 2017	Q1 2017	Q4 2017	Q2 2018	Q1 2019	Q4 2019
New Planned	Q1 2017	Q1 2017	Q4 2017	Q3 2020	Q1 2021	Q1 2022
Actual/Forecast	1/9/2017	3/28/2017	11/20/2017	Q4 2020		

SCOPE:	BUDGET:
Bldg Envelope Impr. (Roof, Window, Ext Wall, etc.)	\$960,000
Fire Alarm	\$252,000
HVAC Improvements	\$2,226,000

FLAG: **S - Delay Possible**

COMMENTS:
Reason: Delays have occurred during the design phase. The design firm has not met the deadlines of the design deliverables. Remedy: The owner will be enforcing terms of the contract for delays.

School Choice Enhancements*

Phase: **40% Complete**

SCHEDULE:	PH:1 Planning/Design	PH:2 Implement	PH:3 Complete
Planned	Q4 2017	Q4 2019	TBD
Actual	11/2017	11/2019	

SCOPE:	BUDGET:
School Choice Enhancement	\$100,000

FLAG:

COMMENTS:
Planned date shown as TBD will be provided after all items have been ordered and funds allocated.

*SCEP projects follows a three-phase design process that begins with planning/design, followed by implementation and finally completion when all items have been delivered and installed.

FLAG KEY: **S**=Schedule **B**= Budget

S-Project Delayed=Schedule: Project has missed the planned milestone date for progressing to the next phase in the process.

S-Delay Possible=Schedule: Reflects a possibility of the project missing the planned milestone date for progressing to next phase in the process.

B=Budget: reflects a need for board approved increase in funding based on bid and/or change order results.



Wingate Oaks Center

1211 NW 33RD TERRACE, LAUDERHILL 33311

Location Num	0991
Board District	5
Board Member	Dr. Rosalind Osgood
ADEFP Budget*	\$2,883,000
Total Facilities Budget	\$2,658,000

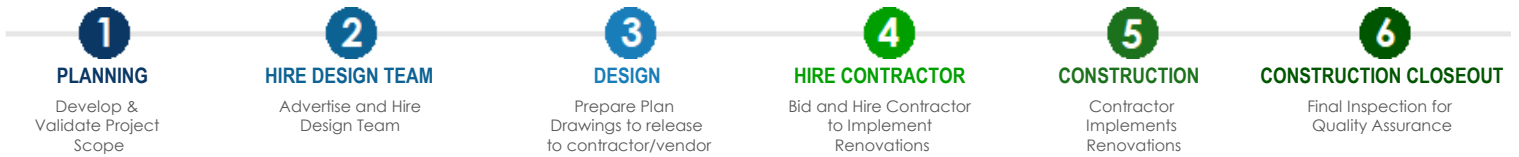
***NOTE** This quarter reflects the Adopted District Educational Facilities Plan total budget as approved by SBBC in September 2019. This budget includes Technology improvements and Musical Instruments Replacements which are not included in this section of the report.
 - All dates are based on calendar year. SMART funded projects are included. Only
 - Projects without expenditures to date may not show up in the "Financially Active Project Detail Schedule".

PRIMARY PROJECTS CURRENT STATUS: Hire Contractor

Primary Renovation: Contractor procurement in progress. Project is being re-bid due to missing construction documents in the bid package. New Letter of Recommendation to Permit is required.

School Choice Enhancements: Revoting completed January 2017. Mats, and facilities equipment Additional facilities equipment delivered 09/2017. (6) ThinkPad's, (2) TVs and (30) iPads delivered 08/2018. Promethean boards and (35) Two-way Radios delivered 09/2018. (35) Two-way radios delivered 10/2018. (2) Sony HDTVs delivered and installed 10/2018. Installation of (5) Promethean ActivPanels completed 12/2018.

SMART Facilities Update By Project



Primary Renovation

Phase: **5% Complete**

SCHEDULE: (Calendar Year)	1: Planning	2: Hire A/E	3: Design	4: Hire Contractor	5: Construction	6: Closeout
Planned	Q1 2016	Q2 2016	Q4 2016	Q3 2017	Q1 2018	Q1 2019
New Planned	Q1 2016	Q2 2016	Q4 2016	Q1 2019	Q3 2019	Q3 2020
Actual/Forecast	2/24/2016	5/3/2016	10/21/2016	7/3/2019	Q1 2021	

SCOPE:	BUDGET:
Bldg Envelope Impr. (Roof, Window, Ext Wall, etc.)	\$902,000
Fire Alarm	\$420,000
Media Center improvements	\$116,000
Replacement of HVAC equipment in buildings 1,2,4,5.	\$893,558

FLAG: S - Project Delayed

COMMENTS:

Reason: Delay in Design has occurred due to an above average amount of Construction Document submittals to the Building Department. Additional delays have occurred during bid and award due to the required roofing reality check. The purpose of the reality check is to identify opportunities for cost and scope efficiencies. Remedy: The Letter of Recommendation has expired and the project is being reviewed by the Building Department for a new Letter of Recommendation to Permit.

FLAG KEY: S=Schedule B= Budget

S-Project Delayed=Schedule: Project has missed the planned milestone date for progressing to the next phase in the process.

S-Delay Possible=Schedule: Reflects a possibility of the project missing the planned milestone date for progressing to next phase in the process.

B=Budget: reflects a need for board approved increase in funding based on bid and/or change order results.

Wingate Oaks Center

SMART Facilities Update by Project Cont.

HVAC Improvements

Phase: **95% Complete**

SCHEDULE: (Calendar Year)	1: Planning	2: Hire A/E	3: Design	4: Hire Contractor	5: Construction	6: Closeout
Planned	N/A	N/A	N/A	N/A	N/A	N/A
Actual/Forecast	N/A	N/A	N/A	N/A	N/A	N/A

SCOPE: HVAC Improvements - Chiller Replacement	BUDGET: \$226,442	FLAG: COMMENTS:
--	-----------------------------	----------------------------------

School Choice Enhancements*

Phase: **66% Complete**

SCHEDULE:	PH:1 Planning/Design	PH:2 Implement	PH:3 Complete
Planned	Q1 2015	Q1 2017	TBD
Actual	11/2015	01/2017	TBD

SCOPE: School Choice Enhancement	BUDGET: \$100,000	FLAG: COMMENTS: Principal elected to hold projects until other GOB projects are complete. Planned dates shown as TBD will be provided after all items have been ordered and funds allocated.
--	-----------------------------	--

*SCEP projects follows a three-phase design process that begins with planning/design, followed by implementation and finally completion when all items have been delivered and installed.



Winston Park Elementary School

4000 WINSTON PARK BOULEVARD, COCONUT CREEK 33073

Location Num	3091
Board District	7
Board Member	Nora Rupert
ADEFP Budget*	\$3,051,600
Total Facilities Budget	\$2,444,600

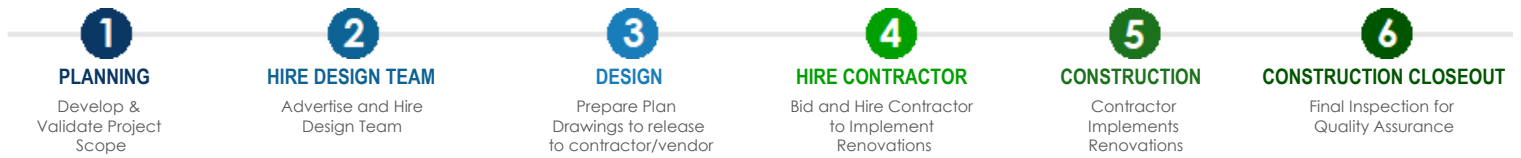
***NOTE** This quarter reflects the Adopted District Educational Facilities Plan total budget as approved by SBBC in September 2019. This budget includes Technology improvements and Musical Instruments Replacements which are not included in this section of the report.
 - All dates are based on calendar year. SMART funded projects are included. Only
 - Projects without expenditures to date may not show up in the "Financially Active Project Detail Schedule".

PRIMARY PROJECTS CURRENT STATUS: Hire Contractor

Primary Renovation: Contractor procurement in progress. Board approval to award has taken place. Pending execution of the Notice to Proceed.

School Choice Enhancements: COMPLETED 10/2018 - Voting completed 3/21/18 - Art Tables delivered 06/2018. Recordex, (10) Televisions, and Bulletin Boards delivered 07/2018. (151) Cart wiring delivered 10/2018.

SMART Facilities Update By Project



Primary Renovation

Phase: **55% Complete**

SCHEDULE: (Calendar Year)	1: Planning	2: Hire A/E	3: Design	4: Hire Contractor	5: Construction	6: Closeout
Planned	Q3 2017	Q4 2017	Q3 2018	Q1 2019	Q3 2019	Q2 2020 Q3 2020
New Planned	Q3 2017	Q4 2017	Q3 2018	Q4 2019	Q2 2020	Q2 2021 Q3 2021
Actual/Forecast	6/1/2017	8/30/2017	3/14/2018	7/12/2019	Q3 2020	

SCOPE:	BUDGET:
Art Room Renovation and Equipment	\$65,000
Bldg Envelope Impr. (Roof, Window, Ext Wall, etc.)	\$289,000
Conversion of Existing Space to Music and/or Art Lab(s)	\$339,000
Deduction of Funding - Board Approved 5/19/20 (JJ-19)	(\$336,400)
Fire Sprinklers	\$819,000
HVAC Improvements	\$736,000
Music Room Renovation	\$136,000

FLAG: S - Project Delayed

COMMENTS:
 Funding Year 1 thru 3 projects are to take priority for advertisement of bid. The project is funded under Year 4 and has been advertised after the available funding Year 1 thru 3 projects that were advertised.

FLAG KEY: S=Schedule B= Budget

S-Project Delayed=Schedule: Project has missed the planned milestone date for progressing to the next phase in the process.

S-Delay Possible=Schedule: Reflects a possibility of the project missing the planned milestone date for progressing to next phase in the process.

B=Budget: reflects a need for board approved increase in funding based on bid and/or change order results.

Winston Park Elementary School

SMART Facilities Update by Project Cont.

HVAC Improvements

Phase: **95%** Complete

SCHEDULE: (Calendar Year)	1: Planning	2: Hire A/E	3: Design	4: Hire Contractor	5: Construction	6: Closeout
Planned	N/A	N/A	N/A	N/A	N/A	N/A
Actual/Forecast	N/A	N/A	N/A	N/A	N/A	N/A

SCOPE: HVAC Improvements - Chiller Replacement	BUDGET: \$297,000	FLAG: COMMENTS:
--	-----------------------------	----------------------------------

School Choice Enhancements*

Phase: **100%** Complete

SCHEDULE:	PH:1 Planning/Design	PH:2 Implement	PH:3 Complete
Planned	Q4 2017	Q1 2018	Q4 2018
Actual	11/2017	03/2018	10/2018

SCOPE: School Choice Enhancement	BUDGET: \$100,000	FLAG: COMMENTS:
--	-----------------------------	----------------------------------

*SCEP projects follows a three-phase design process that begins with planning/design, followed by implementation and finally completion when all items have been delivered and installed.

Section 6

Budget Activity

Judith Marte, Chief Financial Officer

Budget Activity Report Contents

Introduction	Page 635
Glossary of Terms	Page 638
School Board Approved Amendments	Page 639
Summary of SMART Program Budget Activity	Page 654
Analysis of Expenditure Changes from Previous Quarter	Page 655
Expenditure Chart	Page 656
Notes to Budget Activity Report	Page 657
Combined Summary Schedule	Page 659
Financially Active Projects Summary	Page 661
Financially Active Projects Detail	Page 662
Completed & Meets Standard Projects Summary	Page 719
Completed & Meets Standard Projects Detail	Page 720
Remaining Projects Summary	Page 829
Remaining Projects Details	Page 830

Introduction:

The purpose of the Budget Activity Report Section is to provide information on the financial activity for projects in the SMART Program Quarterly Update. **The Budget Activity Report may give some indication about project activity, but it does not give the status of a project and should be used in conjunction with the School Spotlight construction status reports within this SMART Program Quarterly Update.** In this Budget Activity Report, projects are shown as “financially active” when the project has existing commitments and/or expenses. Project commitments and expenses include, but are not limited to, construction costs, design costs, permitting costs, advertising costs during the planning and procurement phase, equipment, work orders, and Program Management fees.

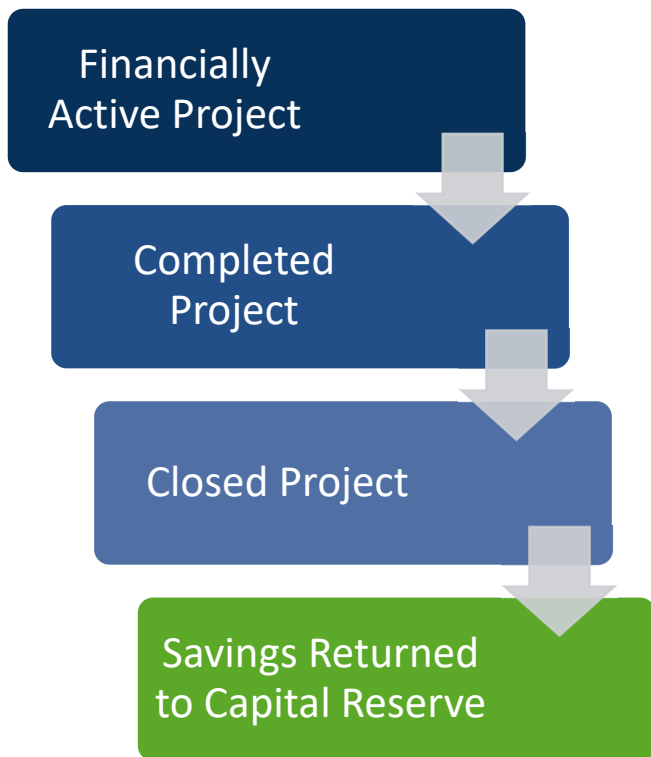
This Budget Activity Report is for the fourth quarter of the 2020 Fiscal Year that ended on June 30, 2020. During the fourth quarter the School Board approved financial impact increases and decreases for the following projects: SMART Renovations at Deerfield Beach Elementary -\$0.6M Nova Middle \$4.0M, Royal Palm STEM Museum Magnet \$4.3M, Central Park Elementary \$3.0M, Fox Trail Elementary \$0.6M, Driftwood Middle \$2.8M, Northeast High \$10.7M, Flamingo Elementary \$0.2M, Challenger Elementary \$2.2M, Lakeside Elementary \$1.4M, Westpine Elementary \$2.3M, Winston Park Elementary -\$0.3, Hollywood Central Elementary \$3.8, Deerfield Park Elementary \$1.0M, Panther Run Elementary \$2.1, Floranada Elementary \$2.1M and Virginia Shuman Young Montessori \$2.9M This report includes detail on the \$1.3 billion SMART Program funding included in Program Years 1 through 8.

SMART Appropriations	Program Years 1-5 (FY15 – FY19)	(in millions)			Total
		Program Year 6 (FY20) <i>Current Year</i>	Program Year 7 (FY21)	Program Year 8 (FY22)	
Safety	\$ 87.6	\$ 52.3 <u>\$ 57.1</u>	\$ 7.6	\$ 1.5	\$ 149.0 <u>\$ 153.8</u>
Music & Art	32.0	7.7 <u>1.8</u>	0.4	1.1	41.2 <u>43.0</u>
Athletics	7.2	0.2 <u>0.4</u>			7.4 <u>7.6</u>
Renovation	555.6	339.8 <u>369.4</u>	40.8	11.7	947.9 <u>983.7</u>
Technology	68.5				68.5
Total	\$ 750.9	\$ 400.0 <u>\$ 442.6</u>	\$ 48.8	\$ 14.3	\$ 1,214.0 <u>\$ 1,256.6</u>

Introduction: (continued)

The voter-approved \$800 million general obligation bonds (GOB) were combined with other non-GOB capital funding to total the \$1.3 billion SMART Program. Full details of the SMART Program are included in the District's Adopted District Educational Facilities Plan (Adopted DEFP). The first series of the GOB was issued in June 2015 and the second series of the GOB was issued in February 2019. Additional GOB series will be issued in the future to ensure the projects have available funds in line with the projected construction delivery timelines.

The Budget Activity Report includes a section of Completed and Meets Standard Projects. When projects are marked as complete, meets standards, or complete prior, within the various status report sections (Technology, Music, Construction, etc.) the financial activity for the project is moved into the Completed Meets Standard Projects section. Completed Projects are projects that have had financial activity within the SMART Program and the scope of the project has been completed. **There may be some additional financial activity on these projects as the final payments are made and all the purchase orders are closed out.** The other category of projects in this section is Meets Standard. This includes projects like the single point of entry projects that were assigned SMART Program funding, but during the planning and scope validation stage it was determined that renovations to implement single point of entry were completed prior to the SMART Program.



The financial life-cycle of a project starts when the project is **financially active**.

At the end of the implement improvements phase projects are marked as **complete**. These projects are in their final inspection for quality assurance, between substantial and final completion, which includes verification that the scope is completed according to approved specifications, final submittals of documents and closing out the vendor contract.

When all of the close-out steps are completed, final payments have been submitted to vendors, and all purchase orders have been reviewed and closed the project is **closed**.

After the project is closed, remaining funds are reported to the School Board and **returned to the District's Capital Reserve**.

Introduction: (continued)

SMART Program Reserve

On September 6, 2017, the Board approved \$225 million of capital reserves in the 2017/2018 adopted DEFP to be allocated to the SMART Program Reserve. Said funds were added to mitigate any potential cost increases, such as the costs of materials or labor, and to ensure proper funding for those projects identified in the District's 2016 SMART program Risk Assessment/Market Conditions report from Atkins North America, Inc. (Atkins).

As more projects have been bid, and project budgets are validated the Atkins SMART Program Risk Assessment/Market Conditions report has become more refined. Based on their research and analysis the August 2019 risk assessment shows that projected costs to complete the SMART Program are likely to exceed the original \$987 million SMART program budget by \$436 million, which is \$211 million higher than the \$225 million SMART Program Reserve.

At the March 31, 2020 School Board of Broward County Emergency Meeting, the District authorized the issuance of Certificates of Participation (COPs), Series 2020A in an aggregate principal amount not to exceed \$250 million. The 2020A COPs issuance will provide the supplemental funding for the additional costs for the SMART Program associated with the August 2019 updated SMART Program Risk Assessment/Market Conditions report. \$211 million of the \$250 million was placed into the SMART Program Reserve with the remaining \$39 million used to supplement the District's unallocated capital reserve.

Total SMART Reserve

\$225 million	SMART Reserve established FY 2018
<u>\$211 million</u>	COPs Series 2020A
\$436 million	

Due to Approved Board items thru the end of FY20 Q4 the SMART Reserve balance is currently **\$155.4 million** (including future years).

Bond Oversight Committee

On January 27, 2015, the School Board approved a resolution to create the Bond Oversight Committee (BOC) to act as an independent citizen's advisory committee to the School Board. The District recognizes the importance of establishing a mechanism to encourage greater accountability, transparency, public support and confidence in the use of GOB funds. Florida TaxWatch, a not-for-profit government watchdog group, is providing the BOC independent analysis and recommendations on best practices.

The Budget Activity Report Section is organized in a logical way that includes this Introduction, a Glossary of Terms and Notes to the Budget Activity Report.

Glossary of Terms:

GOB: Funding from the General Obligation Bond

Non-GOB: Funding from all other capital funds.

Original Budget: The budget approved at the May 19, 2015 school board meeting that established the five-year budgets for the SMART program.

Current Budget: The current approved budget that includes any School Board approved changes that impacted the Original Budget.

Commitment: Project obligation, for example purchase orders, contracts or requisitions.

Financially Active Project: Within this Budget Activity Report, projects are shown as financially active when the project has existing commitments or expenses. Project commitments and expenses include, but are not limited to, advertising costs during the planning and procurement phase, design costs, construction costs, permitting costs, equipment, work orders, and Program Management fees.

Completed Projects: Projects that have had financial activity within the SMART Program and the scope of the project has been completed. There may be some additional financial activity on these projects as the final payments are made and all of the purchase orders are closed out. When the Facilities Department partially accelerates a phase of a larger project, the project will not be shown as completed in the Budget Activity Report until the entire project is completed. These are noted as partially accelerated for early completion in the School Spotlights.

Meets Standard Projects: Projects that received SMART Program funding but were later determined to already have had the renovations completed prior to the SMART Program (aka **Complete Prior**).

School Board Approved Amendments

Occasionally it will be necessary to make amendments to the SMART Program. When this happens, the School Board will review the request at a School Board meeting as part of their business agenda. When the Board votes to approve a requested amendment, the changes will be reflected in the SMART Program Budget Activity Report. Changes may include project budget increases or decreases made to reflect construction contract awards and the scheduled delivery of the project. The approved changes are shown in the Budget Activity Report where there is a difference between the Original Budget and the Current Budget.

List of Approved SMART Program Amendments

Board Meeting	Agenda Item #	School Name	Project	Approved Increase/ (Decrease)
1/20/16	JJ-1	Crystal Lake MS	Fire Alarm Replacement	\$30,000
1/20/16	JJ-2	Attucks MS	Building Envelope Improvements	182,125
3/9/16	Boundary Hearing Item 1	Gulfstream Academy of Hallandale Beach K-8	Due to combination of schools, \$50k music moved from old Gulfstream MS to newly created K-8	Net Impact = 0
9/7/16	Special School Board Meeting Item 1	Various – Single Point of Entry and other projects that will benefit by completing them together	SMART Program Project Accelerations \$23.9M from Yr 4&5 to Yr 3	Net Impact = 0
1/18/17	FF-1	Various – Music	Accelerate SMART Music Funding \$7M from Yr 4&5 to Yr 3	Net Impact = 0
2/7/17	JJ-8	Markham ES	Accelerate SMART Construction \$9.2M from Yr 4 to Yr 3	Net Impact = 0
4/4/17	JJ-1	McArthur HS	Shift SMART Funding for building 6 into DEFP for new replacement building project	(890,504)
4/4/17	JJ-2	Dillard ES	Accelerate SMART Construction \$154k from Yr 4 to Yr 3	Net Impact = 0
4/4/17	JJ-3	Park Ridge ES	Accelerate SMART Construction \$78k from Yr 5 to Yr 3	Net Impact = 0
5/16/17	JJ-6	Coral Springs Pre-K - 8	Accelerate SMART Construction \$125k from Yr 5 to Yr 3	Net Impact = 0
5/16/17	JJ-7	Hollywood Hills ES	Accelerate SMART Construction \$16k from Yr 5 to Yr 3	Net Impact = 0
5/16/17	JJ-8	Coral Springs MS	Accelerate SMART Construction \$194k from Yr 4 to Yr 3	Net Impact = 0
5/16/17	JJ-9	Indian Trace ES	Accelerate SMART Construction \$297k from Yr 4 to Yr 3	Net Impact = 0

List of Approved SMART Program Amendments

(continued)

Board Meeting	Agenda Item #	School Name	Project	Approved Increase/ (Decrease)
5/16/17	JJ-10	Winston Park ES	Accelerate SMART Construction \$297k from Yr 4 to Yr 3	Net Impact = 0
9/6/17	1	Various Locations – See Completed and Meets Standard Report within the Budget Activity Report Section	When the Board approved the Adopted DEFP FY18, the District recognized shifting funds for single point of entry projects as well as completed technology projects as savings.	
			Technology Savings from Completed Projects	(11,926,730)
			Single Point Savings from Meets Standard Projects	(2,888,000)
9/6/17	1	District-Wide	Additional single point of entry projects as approved in the Adopted DEFP FY18	6,730,000
10/17/17	JJ-2	McNicol Middle	Construction Bid Recommendation - Single Point of Entry	25,000
10/17/17	JJ-3	North Fork Elementary	Construction Bid Recommendation - Single Point of Entry	28,863
10/17/17	JJ-12	Monarch High	Increase of Funds - Track Resurfacing	35,000
10/17/17	JJ-13	Cypress Bay High	Increase of Funds - Track Resurfacing	45,000
10/17/17	JJ-14	Manatee Bay Elementary	Construction Bid Recommendation - SMART Program Renovations	625,661
11/7/17	JJ-10	Indian Ridge Elementary	Construction Bid Recommendation - SMART Program Renovations	945,102
11/7/17	JJ-11	Stranahan High	SMART Funding Reduced and transferred to Accelerated Pool Renovation Project	(204,423)
12/19/17	JJ-8	James Hunt Elementary	Partial Acceleration of SMART Renovations – Replacement of Air Cooled Chiller	Net Impact = 0
12/19/17	JJ-9	Cooper City Elementary	Acceleration of School Choice Enhancement Program	Net Impact = 0
12/19/17	JJ-11	Forest Glen Middle	Additional Funding - Single Point of Entry	178,186
12/19/17	JJ-12	Tradewinds Elementary	Additional Funding - Single Point of Entry	186,560

List of Approved SMART Program Amendments

(continued)

Board Meeting	Agenda Item #	School Name	Project	Approved Increase/ (Decrease)
12/19/17	JJ-13	Larkdale Elementary	Additional Funding - Single Point of Entry	289,410
12/19/17	JJ-14	Coconut Creek Elementary	Construction Bid Recommendation - SMART Program Renovations	517,143
12/19/17	JJ-15	Cypress Elementary	Construction Bid Recommendation - SMART Program Renovations	452,897
1/17/18	JJ-7	Lauderhill 6-12 School	Additional Funding - Single Point of Entry	33,916
1/17/18	JJ-8	Royal Palm Elementary	Additional Funding - Single Point of Entry	44,120
2/21/18	JJ-2	Lauderhill-Paul Turner ES, Park Ridge ES and Winston Park ES	Partial Acceleration of SMART Renovations - Professional Services Agreement	Net Impact = 0
2/21/18	JJ-3	Boulevard Heights ES, Lakeside ES	Partial Acceleration of SMART Renovations - Professional Services Agreement	Net Impact = 0
2/21/18	JJ-4	Hollywood Hills ES, North Andrews Gardens ES	Partial Acceleration of SMART Renovations - Professional Services Agreement	Net Impact = 0
2/21/18	JJ-5	Stephen Foster ES, Sheridan Park ES	Partial Acceleration of SMART Renovations - Professional Services Agreement	Net Impact = 0
2/21/18	JJ-6	Country Hills ES	Partial Acceleration of SMART Renovations - Professional Services Agreement	Net Impact = 0
2/21/18	JJ-7	Sheridan Technical College	Partial Acceleration of SMART Renovations - Professional Services Agreement	Net Impact = 0
2/21/18	JJ-8	Larkdale ES and Panther Run ES	Partial Acceleration of SMART Renovations - Professional Services Agreement	Net Impact = 0
2/21/18	JJ-9	Park Springs ES	Partial Acceleration of SMART Renovations - Professional Services Agreement	Net Impact = 0

List of Approved SMART Program Amendments

(continued)

Board Meeting	Agenda Item #	School Name	Project	Approved Increase/ (Decrease)
3/6/18	JJ-1	Palmview ES and South Plantation HS	Partial Acceleration of SMART Renovations - Professional Services Agreement	Net Impact = 0
3/6/18	JJ-2	Meadowbrook ES, Whispering Pines Ed Ctr, Parkside ES, and Coconut Palm ES	Partial Acceleration of SMART Renovations - Professional Services Agreement	Net Impact = 0
3/6/18	JJ-3	Gulfstream Academy of Hallandale Beach K-8, Harbordale ES and Watkins ES	Partial Acceleration of SMART Renovations - Professional Services Agreement	Net Impact = 0
3/6/18	JJ-4	Dania ES and Driftwood ES	Partial Acceleration of SMART Renovations - Professional Services Agreement	Net Impact = 0
3/6/18	JJ-6	Hunt Elementary	Partial Acceleration of SMART Renovations - Professional Services Agreement	Net Impact = 0
3/6/18	JJ-7	Sheridan Tech College	Partial Acceleration of SMART Renovations - Professional Services Agreement	Net Impact = 0
3/6/18	JJ-12	Stranahan High	SMART Funding Reduced and transferred to New Cafeteria Addition and Renovations Project	(1,200,000)
3/20/18	JJ-1	Pompano Beach HS, Croissant Park ES and Coral Glades HS	Partial Acceleration of SMART Renovations - Professional Services Agreement	Net Impact = 0
3/20/18	JJ-2	Bennett ES, Sunshine ES, Castle Hill Annex and Cross Creek School	Partial Acceleration of SMART Renovations - Professional Services Agreement	Net Impact = 0
3/20/18	JJ-4	Eagle Ridge Elementary School	SMART Renovations	1,047,383
4/10/18	JJ-1	Apollo MS and Welleby Elementary School	Partial Acceleration of SMART Renovations - Professional Services Agreement	Net Impact = 0
4/10/18	JJ-2	Stoneman Douglas HS	Partial Acceleration of SMART Renovations - Professional Services Agreement	Net Impact = 0
4/10/18	JJ-3	Thurgood Marshall Elementary School and Endeavour Primary Learning Center	Partial Acceleration of SMART Renovations - Professional Services Agreement	Net Impact = 0

List of Approved SMART Program Amendments

(continued)

Board Meeting	Agenda Item #	School Name	Project	Approved Increase/ (Decrease)
4/10/18	JJ-5	Cypress Bay HS	Additional Funding - Single Point of Entry	116,336
4/17/18	1	Blanche Ely HS	2 nd GMP Amendment to the Construction Services Agreement – SMART Renovations	7,310,000
4/24/18	JJ-1	Hallandale Magnet HS and Park Trails ES	Partial Acceleration of SMART Renovations - Professional Services Agreement	Net Impact = 0
4/24/18	JJ-2	Sanders Park ES	Partial Acceleration of SMART Renovations - Professional Services Agreement	Net Impact = 0
4/24/18	JJ-3	Stoneman Douglas HS	Partial Acceleration of SMART Renovations - Professional Services Agreement	Net Impact = 0
4/24/18	JJ-5	Cooper City HS, Coral Glades HS, Deerfield Beach HS, Hallandale HS, Monarch HS, Pompano Beach HS, South Plantation HS, and Stoneman Douglas HS	Acceleration of SMART Weight Room Renovations	Net Impact = 0
4/24/18	JJ-7	Stranahan HS	2 nd GMP Amendment to the Construction Services Agreement – SMART Renovations	13,710,000
5/8/18	JJ-1	Cooper City HS	Partial Acceleration of SMART Renovations - Professional Services Agreement	Net Impact = 0
5/8/18	JJ-2	Bethune ES and Sawgrass ES	Partial Acceleration of SMART Renovations - Professional Services Agreement	Net Impact = 0
5/8/18	JJ-3	Sheridan Technical HS and Deerfield Beach HS	Partial Acceleration of SMART Renovations - Professional Services Agreement	Net Impact = 0
5/22/18	JJ-1	Castle Hill ES	Award Construction Agreement – SMART Renovations	1,567,030
5/22/18	JJ-2	Annabel C. Perry Pre-K-8	Award Construction Agreement – SMART Renovations	1,950,037
6/12/18	JJ-1	Coral Springs Pre-K-8 and Westglades MS	Partial Acceleration of SMART Renovations - Professional Services Agreement	Net Impact = 0

List of Approved SMART Program Amendments (continued)

Board Meeting	Agenda Item #	School Name	Project	Approved Increase/ (Decrease)
6/12/18	JJ-2	Plantation Park ES, Crystal Lake MS, Pines MS and Tradewinds ES	Partial Acceleration of SMART Renovations - Professional Services Agreement	Net Impact = 0
6/26/18	JJ-1	Cooper City ES, Heron Heights ES, Nova Blanche Forman ES, Nova Eisenhower ES and Silver Palms ES	Partial Acceleration of SMART Renovations - Professional Services Agreement	Net Impact = 0
6/26/18	JJ-5	Forest Hills ES	Request for additional funding – SMART Renovations	1,083,601
6/26/18	JJ-6	Bayview ES	Request for additional funding – SMART Renovations	946,739
7/24/18	JJ-1	Griffin Elementary	Award the Construction Agreement - SMART Renovations	1,868,208
7/24/18	JJ-2	Silver Trail Middle	Award the Construction Agreement - SMART Renovations	1,781,150
8/7/18	JJ-11	Quiet Waters Elementary	Award the Construction Agreement - SMART Renovations	1,576,000
9/5/18	JJ-1	Palm Cove Elementary	Award the Construction Agreement - SMART Renovations	1,318,659
9/5/18	JJ-2	Charles W. Flanagan High	Approve GMP Amendment 1 to the Construction Services Agreement	6,793,361
11/7/18	JJ-1	Miramar Elementary	Award the Construction Agreement to DiPompeo Construction Corporation.	2,286,935
11/7/18	JJ-2	McNab Elementary	Award the Construction Agreement to Advanced Roofing, Inc.	1,915,437
11/7/18	JJ-6	Sandpiper Elementary	Approve the request for additional funding.	452,942
12/4/18	JJ-1	Morrow Elementary	Award the Construction Agreement to T&G Corporation	(469,040)
12/4/18	JJ-2	Silver Shores Elementary	Approve the recommendation to award the Construction Agreement to LEGO Construction Company	1,231,560
12/18/18	JJ-1	Tamarac Elementary	Approve the recommendation to award the Construction Agreement to T&G Corporation	(727,343)
12/18/18	JJ-2	Ramblewood Elementary	Approve the recommendation to award the Construction Agreement to Anatom Construction Company	1,353,158

List of Approved SMART Program Amendments

(continued)

Board Meeting	Agenda Item #	School Name	Project	Approved Increase/ (Decrease)
12/18/18	JJ-3	West Hollywood Elementary	Approve the recommendation to award the Construction Agreement to West Construction, Inc.	1,231,160
12/18/18	JJ-4	Northeast High	Approve the Professional Services Agreement with Zyscovich, Inc. · FY19 Impact = \$1,025,000 · FY19 Impact = \$131,000 <i>JJ-1 3/19/19</i> · FY20 Impact = \$16,684,962 <i>Adjusted based on the impact of JJ-1 from 3/19/19</i>	1,025,000 131,000 16,684,962
12/18/18	JJ-8	Silver Lakes Elementary	Approve the request for additional funding for SMART Program Renovations	1,505,741
12/18/18	JJ-9	Rock Island Elementary	Approve the request for additional funding for SMART Program Renovations	1,072,944
1/15/19	JJ-2	Atlantic Technical College, Arthur Ashe Campus	Approve the recommendation to award the Construction Agreement to T&G Corporation	1,836,449
1/15/19	JJ-3	Pompano Beach Elementary	Approve the recommendation to award the Construction Agreement to LEGO Construction Co.	1,390,551
1/15/19	JJ-4	Banyan Elementary	Approve the recommendation to award the Construction Agreement to Sagoma Construction Services	962,979
2/5/19	JJ-1	Lake Forest Elementary	Approve the recommendation to award the Construction Agreement to Advanced Roofing	1,202,142
2/5/19	JJ-3	Nova High School	Approve GMP Amendment 1 to the Construction Services Agreement with James B. Pirtle Construction Company	11,993,745

List of Approved SMART Program Amendments (continued)

Board Meeting	Agenda Item #	School Name	Project	Approved Increase/ (Decrease)
2/5/19	JJ-3	Nova Middle School	Fire sprinkler and fire alarm scope at Nova Middle School was combined with the project at Nova High School, therefore, the funding from Nova Middle associated with the fire sprinkler and fire alarm are reduced from Nova Middle and added to Nova High (results in a net usage of \$11,291,476 of SMART Reserve funds for Nova High)	(702,269)
2/20/19	JJ-1	Oakridge Elementary	Approve the recommendation to award the Construction Agreement to OAC Action Construction Corp.	1,473,860
2/20/19	JJ-3	Colbert Museum Magnet	Approve the request for additional funding for SMART Program Renovations	834,903
2/20/19	JJ-4	Seagull Alternative High	Approve the request for additional funding for SMART Program Renovations	1,131,082
2/20/19	JJ-6	Pompano Beach Middle	Approve the recommendation to award the Construction Agreement to Thornton Construction Company.	4,787,180
3/19/19	JJ-1	Northeast High	See 12/18/18 JJ-4 for the impact of this agenda item	--
3/19/19	JJ-2	Hollywood Hills High	Approve GMP Amendment 1 to the Construction Services Agreement with Pirtle Construction Company	7,154,351
4/9/2019	JJ-2	Silver Ridge Elementary	Approve the recommendation to award the Construction Agreement to LEGO Construction Co.	1,074,700
4/9/2019	JJ-3	Westwood Heights Elementary	Approve the recommendation to award the Construction Agreement to LEGO Construction Co.	2,517,269
4/9/2019	JJ-4	North Side Elementary	Approve the recommendation to award the Construction Agreement to OAC Action Construction Corp.	1,769,430
4/23/2019	JJ-1	Walker Elementary	Approve the recommendation to award the Construction Agreement to OAC Action Construction Corp.	1,837,090
4/23/2019	JJ-2	Dillard 6-12 School	Approve the recommendation to award the Construction Agreement to T&G Corporation	4,266,232

List of Approved SMART Program Amendments

(continued)

Board Meeting	Agenda Item #	School Name	Project	Approved Increase/ (Decrease)
4/23/2019	JJ-4	Gator Run Elementary	Approve the recommendation to award the Construction Agreement to Overholt Construction Corporation	1,535,323
4/23/2019	JJ-12	Banyan Elementary	Approve the request for additional funding for School Choice Enhancement.	10,245
4/23/2019	JJ-13	Floranada Elementary	Approve the request for additional funding for School Choice Enhancement.	7,680
4/23/2019	JJ-14	Cypress Elementary	Approve the request for additional funding for School Choice Enhancement.	5,918
5/7/2019	JJ-1	Everglades Elementary	Approve the recommendation to award the Construction Agreement to Advanced Roofing, Inc.	1,132,500
5/7/2019	JJ-2	Fairway Elementary	Approve the recommendation to award the Construction Agreement to Thornton Construction Company.	3,507,900
5/7/2019	JJ-3	Riverland Elementary	Approve the recommendation to award the Construction Agreement to OAC Action Construction Corp.	2,551,192
5/7/2019	JJ-4	Hawkes Bluff Elementary	Approve the recommendation to award the Construction Agreement to Advanced Roofing, Inc.	3,906,437
6/11/2019	JJ-1	Pinewood Elementary	Approve the recommendation to award the Construction Agreement to LEGO Construction Co.	2,398,000
6/11/2019	JJ-2	Forest Glen Middle	Approve the recommendation to award the Construction Agreement to Thornton Construction Co.	3,858,800
6/11/2019	JJ-3	Sunland Park Academy	Approve the recommendation to award the Construction Agreement to LEGO Construction Co.	881,100
6/11/2019	JJ-11	Falcon Cove Middle	Approve GMP Amendment 1 to the Construction Services Agreement	12,047,000
6/11/2019	JJ-13	Cypress Bay High	Approve GMP Amendment 2 to the Construction Services Agreement	18,839,000
6/25/2019	JJ-1	Westchester Elementary	Approve the recommendation to award the Construction Agreement to OAC Action Construction Corp.	(547,142)

List of Approved SMART Program Amendments

(continued)

Board Meeting	Agenda Item #	School Name	Project	Approved Increase/ (Decrease)
7/23/2019	JJ-1	Mirror Lake Elementary	Approve the recommendation to award the Construction Agreement to West Construction, Inc.	2,113,400
7/23/2019	JJ-2	Pioneer Middle	Approve the recommendation to award the Construction Agreement to LEGO Construction Company	3,467,193
7/23/2019	JJ-3	Dave Thomas Education Center East	Approve the recommendation to award the Construction Agreement to Overholt Construction Corporation	1,861,494
7/23/2019	JJ-4	Bright Horizons Center	Approve the recommendation to award the Construction Agreement to LEGO Construction Company	1,893,100
8/6/2019	JJ-1	Embassy Creek Elementary	Approve the recommendation to award the Construction Agreement to G.E.C Associates, Inc.	1,340,700
8/6/2019	JJ-2	Fort Lauderdale High	Approve the recommendation to award the Construction Agreement to West Construction Inc.	1,363,887
8/6/2019	JJ-3	Everglades High	Approve the recommendation to award the Construction Agreement to LEGO Construction Company	2,707,254
8/20/2019	EE-1	Districtwide	Move SMART Program Music into the SMART Reserve. Savings is the result of schools not opting for a music program.	(1,300,000)
8/20/2019	JJ-1	Pembroke Pines Elementary	Approve the recommendation to award the Construction Agreement to T&G Constructors	1,175,000
8/20/2019	JJ-2	Sunset Lakes Elementary	Approve the recommendation to award the Construction Agreement to LEGO Construction Company	1,780,500
9/4/2019	JJ-6	Riverglades Elementary	Approve the recommendation to award the Construction Agreement to Lunacon Engineering Group, Corp.	448,177

List of Approved SMART Program Amendments

(continued)

Board Meeting	Agenda Item #	School Name	Project	Approved Increase/ (Decrease)
9/17/2019	JJ-1	James S. Rickards Middle	Approve the recommendation to award the Construction Agreement to West Construction, Inc.	5,449,080
9/17/2019	JJ-2	McFatter Technical College Broward Fire Academy	Approve the request for additional funding in the amount of \$358,512 for Decktight Roofing Services, Inc.	358,512
10/2/2019	JJ-1	Sunrise Middle	Approve the recommendation to award the Construction Agreement to LEGO Construction Co.	3,950,050
10/15/2019	JJ-2	Sea Castle Elementary	Approve the recommendation to award the Construction Agreement to CB Constructors, Inc.	1,508,179
11/6/2019	JJ-2	Chapel Trail Elementary	Approve the recommendation to award the Construction Agreement to Advanced Roofing, Inc.	2,850,436
11/6/2019	JJ-3	William Dandy Middle	Approve the recommendation to award the Construction Agreement to Burke Construction Group, Inc.	4,023,550
12/10/2019	JJ-1	Maplewood Elementary	Approve the recommendation to award the Construction Agreement to Lunacon Engineering Group, Corp.	2,295,826
12/10/2019	JJ-3	Oakland Park Elementary	Approve the recommendation to award the Construction Agreement to Lunacon Engineering Group, Corp.	2,701,330
12/10/2019	JJ-4	Stirling Elementary	Approve the recommendation to award the Construction Agreement to Anatom Construction Company.	2,155,295
12/10/2019	JJ-5	Liberty Elementary	Approve the request for additional funding.	88,093
1/14/2020	JJ-1	Norcrest Elementary	Approve the recommendation to award the Construction Agreement to Burke Construction Group, Inc.	1,072,500
1/14/2020	JJ-3	Country Isles Elementary	Approve the request for additional funding for SMART Program Renovations.	681,660
1/14/2020	JJ-4	North Lauderdale Elementary	Approve the request for additional funding for SMART Program Renovations.	1,093,350

List of Approved SMART Program Amendments

(continued)

Board Meeting	Agenda Item #	School Name	Project	Approved Increase/ (Decrease)
1/14/2020	JJ-5	Endeavour Elementary	Approve the request for additional funding for SMART Program Renovations.	1,403,790
2/4/2020	JJ-1	Eagle Point Elementary	Approve the recommendation to award the Construction Agreement to Burke Construction Group, Inc.	1,325,450
2/4/2020	JJ-2	Piper High	Approve the recommendation to award the Construction Agreement to H.A. Contracting Corp.	5,570,400
2/19/2020	JJ-1	New River Middle	Approve the recommendation to award the Construction Agreement to Burke Construction Group, Inc.	2,082,600
2/19/2020	JJ-2	Hollywood Park ES	Approve the recommendation to award the Construction Agreement to Burke Construction Group, Inc.	2,780,250
2/19/2020	JJ-3	Ramblewood Middle	Approve the recommendation to award the Construction Agreement to OAC Action Construction Corp.	2,334,241
3/3/2020	JJ-1	Plantation Middle	Approve the recommendation to award the Construction Agreement to Lee Construction Group, Inc.	3,188,300
3/3/2020	JJ-2	Davie Elementary	Approve the recommendation to award the Construction Agreement to LEGO Construction Co.	2,220,700
3/31/2020	#10	Lauderdale Manors Early Learning and Resource Center	Approve the recommendation to award the Construction Agreement to Burke Construction Group, Inc.	3,976,444
3/31/2020	#11	Tedder Elementary	Approve the recommendation to award the Construction Agreement to OAC Action Construction Corp.	1,027,616
4/14/2020	9	Deerfield Beach Elementary	Approve the recommendation to award the Construction Agreement to DiPompeo Construction Corporation for the lump sum amount of \$3,777,000.	(622,000)
4/14/2020	10	Nova Middle	Approve the recommendation to award the Construction Agreement to Burke Construction Group, Inc. for the lump sum amount of \$5,375,215 and approve additional funding in the amount of \$4,037,300.	4,037,300

List of Approved SMART Program Amendments (continued)

Board Meeting	Agenda Item #	School Name	Project	Approved Increase/ (Decrease)
4/14/2020	12	Royal Palm STEM Museum Magnet (f.k.a. Royal Palm Elementary	Approve the recommendation to award the Construction Agreement to LEGO Construction Co. for the lump sum amount of \$6,377,140 and approve additional funding in the amount of \$4,275,900.	4,275,900
4/14/2020	13	Central Park Elementary	Approve the recommendation to award the Construction Agreement to Lunacon Engineering Group, Corp. for the lump sum amount of \$6,079,000 and approve additional funding in the amount of \$3,045,525.	3,045,525
4/14/2020	15	Fox Trail Elementary	Approve the recommendation to award the Construction Agreement to LEGO Construction Co. for the lump sum amount of \$1,019,140 and approve additional funding in the amount of \$627,150.	627,150
4/21/2020	JJ-4	Driftwood Middle	Approve the recommendation to award the Construction Agreement to Lunacon Engineering Group, Corp. for the lump sum amount of \$6,287,000 and approve additional funding in the amount of \$2,801,700.	2,801,700
4/21/2020	JJ-5	Northeast High	Approve GMP Amendment 2 in the amount of \$19,996,611 to the Construction Services Agreement (Construction Management at Risk) dated March 19, 2019 (Agenda Item JJ-1) with Pirtle Construction, Inc.	10,706,440
5/19/2020	JJ-12	Flamingo Elementary	Approve the recommendation to award the Construction Agreement to Grace & Naeem Uddin, Inc. for the lump sum amount of \$1,487,500 and approve additional funding in the amount of \$205,000.	205,000

List of Approved SMART Program Amendments

(continued)

Board Meeting	Agenda Item #	School Name	Project	Approved Increase/ (Decrease)
5/19/2020	JJ-15	Challenger Elementary	Approve the recommendation to award the Construction Agreement to Grace & Naeem Uddin, Inc. for the lump sum amount of \$2,897,400 and approve additional funding in the amount of \$2,206,100.	2,206,100
5/19/2020	JJ-17	Lakeside Elementary	Approve the recommendation to award the Construction Agreement to Advanced Roofing, Inc. for the lump sum amount of \$3,339,306 and approve additional funding in the amount of \$1,385,240.	1,385,240
5/19/2020	JJ-18	Westpine Elementary	Approve the recommendation to award the Construction Agreement to Grace & Naeem Uddin, Inc. for the lump sum amount of \$3,698,640 and approve additional funding in the amount of \$2,330,500.	2,330,500
5/19/2020	JJ-19	Winston Park Elementary	Approve the recommendation to award the Construction Agreement to Grace & Naeem Uddin, Inc. for the lump sum amount of \$1,259,161.	(336,400)
5/19/2020	JJ-20	Hollywood Central Elementary	Approve the recommendation to award the Construction Agreement to LEGO Construction Co. for the lump sum amount of \$6,972,140 and approve additional funding in the amount of \$3,841,350.	3,841,350
5/19/2020	JJ-21	Deerfield Park Elementary	Approve the recommendation to award the Construction Agreement to Advanced Roofing, Inc. for the lump sum amount of \$4,685,306 and approve additional funding in the amount of \$984,840.	984,840
6/23/2020	JJ-1	Panther Run Elementary	Approve the recommendation to award the Construction Agreement to LEGO Construction Co. for the lump sum amount of \$2,883,140 and approve additional funding in the amount of \$2,128,970.	2,128,970

List of Approved SMART Program Amendments

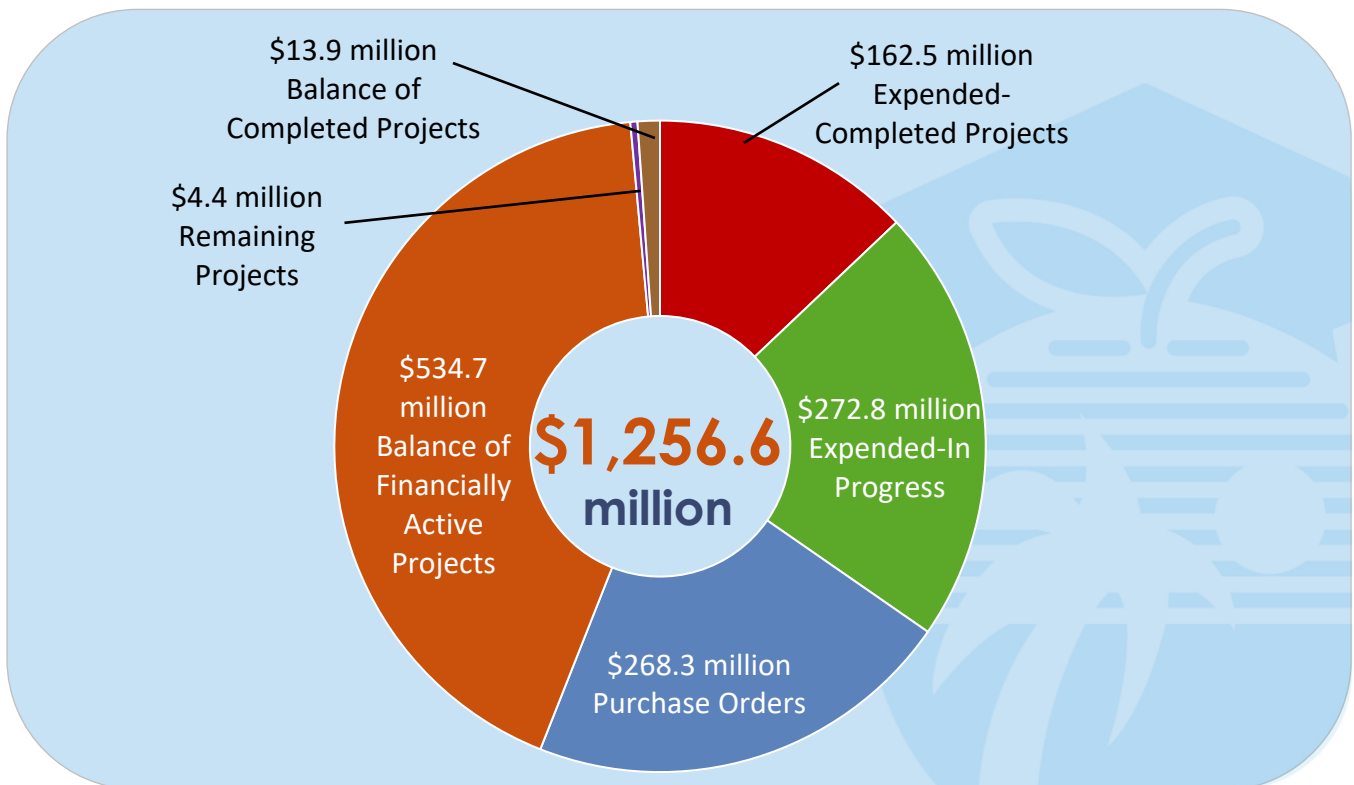
(continued)

Board Meeting	Agenda Item #	School Name	Project	Approved Increase/ (Decrease)
6/23/2020	JJ-2	Floranada Elementary	Approve the recommendation to award the Construction Agreement to Advanced Roofing, Inc., for the lump sum amount of \$2,390,306 and approve additional funding in the amount of \$2,062,840.	2,062,840
6/23/2020	JJ-3	Virginia Shuman Young Montessori	Approve the recommendation to award the Construction Agreement to Advanced Roofing, Inc. for the lump sum amount of \$3,820,306 and approve additional funding in the amount of \$2,904,230.	2,904,230
➤ Original Budget (see page 659)				\$ 987,346,536
➤ Net Increase/(Decrease)				269,238,975
➤ Current Budget (see page 659)				\$ 1,256,585,511

Summary of SMART Program Budget Activity

The table and chart below is a summary of the financial data that is presented in the three sections of the Budget Activity Report.

Budget Activity Report Section	Current Budget	Commitments	Expenditures	Balance
Financially Active Projects	\$ 1,072,988,864	\$ 265,490,794	\$ 272,773,700	\$ 534,724,370
Completed/Meets Standard Projects	179,201,010	2,795,370	162,489,924	13,915,716
Remaining Projects	4,395,637	0	0	4,395,637
Total	\$ 1,256,585,511	\$ 268,286,164	\$ 435,263,624	\$ 553,035,723



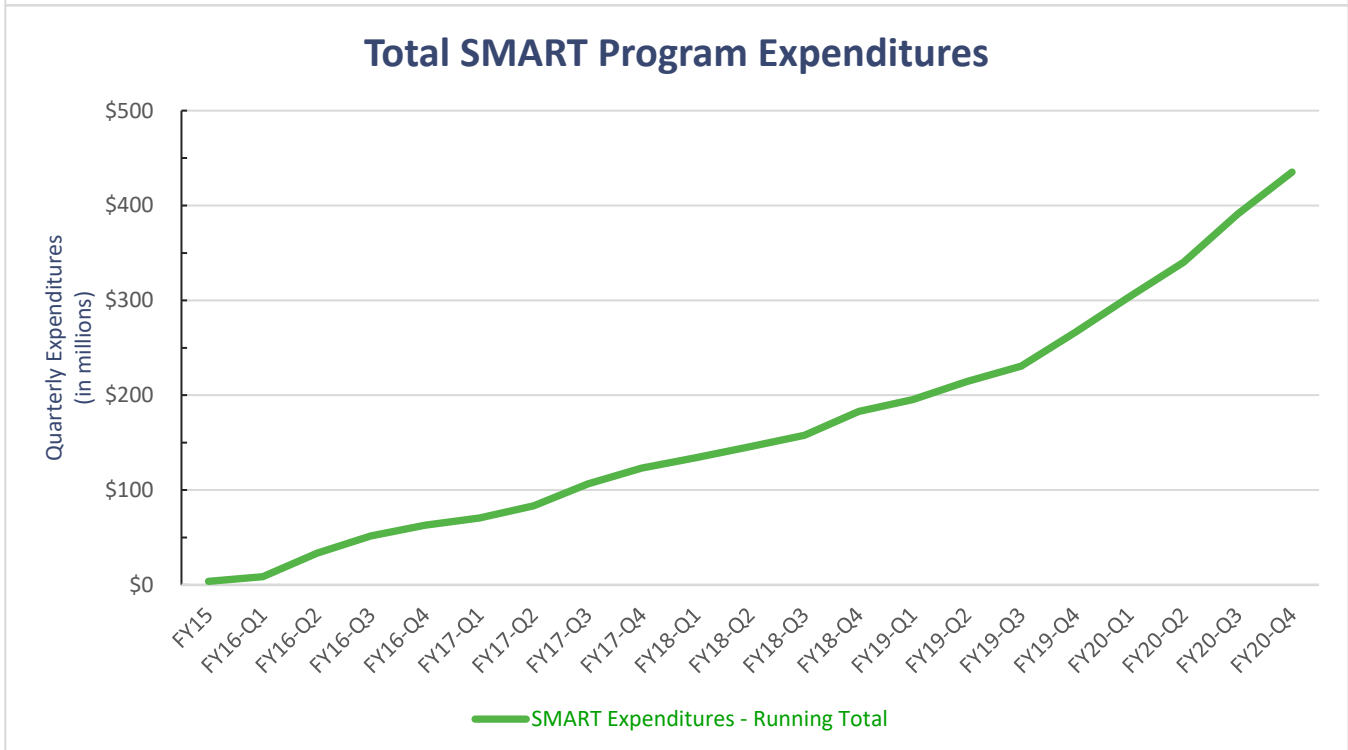
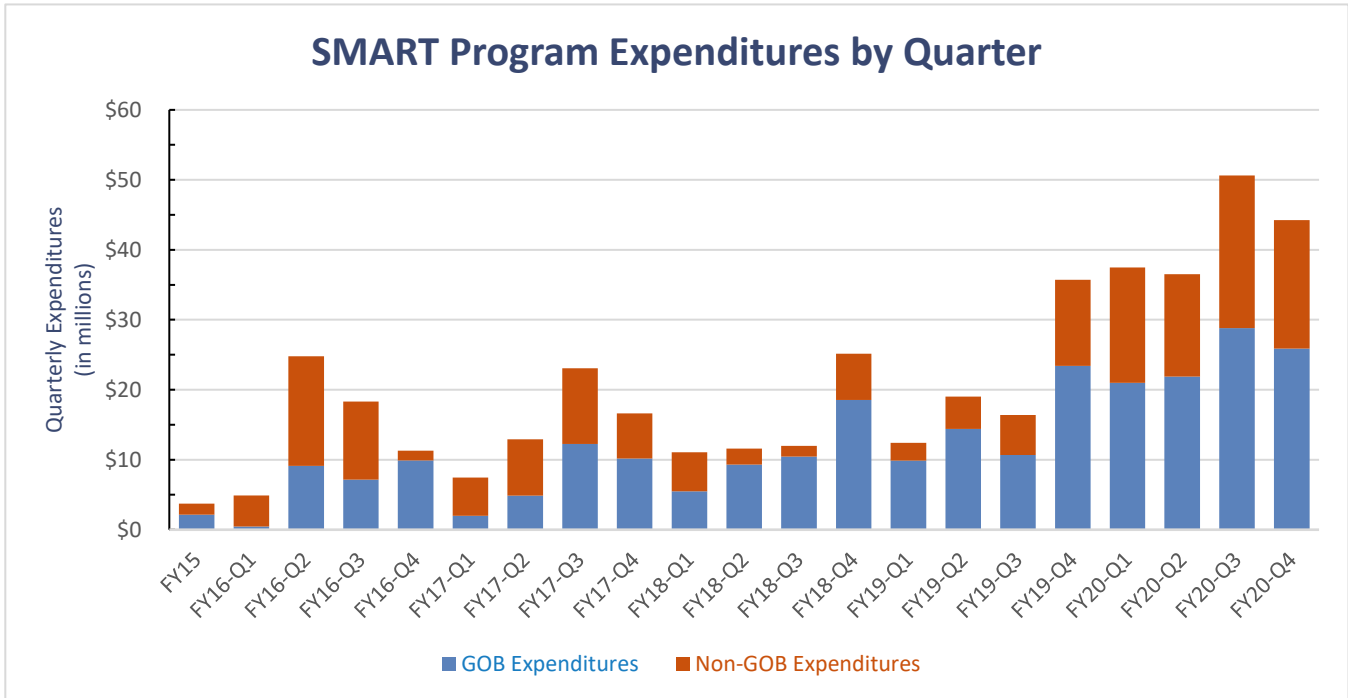
Analysis of Expenditure Changes from Previous Quarter

<u>SMART Program Expenditures *</u>	<u>FY20 Q4 (current)</u>	<u>FY20 Q3</u>	<u>Increase (Decrease)</u>
<u>GOB</u>			
Safety	\$ 32,066,966	\$ 29,622,839	\$ 2,444,127
Music & Art	4,986,224	4,615,546	370,678
Athletics	6,321,537	6,323,680	(2,143)
Renovation	178,456,885	155,396,464	23,060,421
Technology	35,937,200	35,937,200	0
GOB Sub-Total	257,768,812	231,895,729	25,873,083
<u>Non-GOB</u>			
Safety	12,279,106	10,580,191	1,698,915
Music & Art	18,865,711	18,649,671	216,040
Athletics	180,540	179,966	574
Renovation	108,270,983	91,810,607	16,460,376
Technology	37,898,472	37,898,472	0
Non-GOB Sub-Total	177,494,812	159,118,907	18,375,905
Total	\$ 435,263,624	\$ 391,014,636	\$ 44,248,988

* Project expenditures include, but are not limited to, construction costs, design costs, permitting costs, advertising costs during the planning and procurement phase, equipment, work orders, and Program Management fees.

Expenditure Chart

This SMART Program Expenditures by Quarter chart shows the SMART expenditures in each quarter represented in the bar chart as GOB dollars (blue) and Non-GOB dollars (orange), using the scale on the left.



Notes to Budget Activity Report

1. SMART Program

The SMART Program includes \$800 million GOB funding and other non-GOB funding for **S**afety, **M**usic and arts, **A**thletics, **R**enovation and **T**echnology projects totaling more than \$1 billion. The District Educational Facilities Plan was amended on May 19, 2015 to incorporate the SMART Program.

2. SMART Cost Allocation Method

To effectively deliver projects at any particular school the Facilities Department may combine several categories in the SMART Program into one project that encompasses the scope of the individual categories under one contract. To report expenditures for each SMART category, all expenses for the combined project will be allocated based on a percentage of the budget for SMART Program categories that were combined.

3. Program Manager Fees Allocation

The projects are being managed by external consultants that are being utilized as Program Managers and will manage a portfolio of projects as owner representatives. Costs for the Program Manager(s) are included in the project budgets and expenses will be prorated proportionate to those project budgets assigned to the Program Manager.

4. Issuance of GOB Funds

On November 4, 2014, the public authorized up to \$800 million in general obligation bonds to fund the SMART program. The planned issuance of these bonds was initially based on five (5) series to align with the needs of the projects in the SMART program. The first series was issued in June 2015 and the second series was issued February 2019. Within the \$800 million authorization, the actual amounts and timing of the future individual series may vary from what was initially planned based on the execution of projects and cash flow projections.



Notes to Budget Activity Report (continued)

5. Hierarchy of Assigning Funds

GOB funds are assigned to projects in the SMART Program in addition to other capital funding. The other capital funds consist of capital millage, impact fees, State funds such as Public Education Capital Outlay (PECO) and other sources, which have various restrictions and spending durations.

In assigning projects to a funding source there are many considerations, and generally the funds with the most restrictions are to be utilized for eligible projects first. Since the GOB funds are paid for over a 25-year period, use of GOB funding for technology and educational equipment with a useful life substantially less than the life of the bond, may be limited because of Federal rules.

The funding source for each project in the SMART program is reviewed when:

- **The District adopts the DEFP** – District Educational Facilities Plan (DEFP) is a five-year budget planning document that is revised annually. The first year of the DEFP is incorporated into the District's capital budget. The DEFP and the Budget is a projection of revenues and a plan to appropriate funding for anticipated expenditures. The DEFP includes revenues from GOB and an appropriation for the SMART program.
- **The District Issues GOB** – During the fiscal year, the District will evaluate cash flow needed for the SMART program and consult with the Facilities and Technology departments to determine if the GOB should be issued in the amount planned in the capital budget. The projects planned to be funded by the GOB will be reviewed. If necessary, the list of projects may be adjusted to meet Federal rules, accommodate changes in project schedules, or maximize the utilization of other capital funding sources.
- **The District combines several categories into one project** – To effectively deliver projects at any particular school the Facilities department may combine several categories in the SMART Program into one project that encompasses the scope of the individual categories under one contract. The funding source for the project will be reviewed based upon the revised scope of the project.

SMART Program Budget Activity Report



Combined Summary Schedule

for Quarter Ended June 30, 2020

GOB Referendum Approved by Voters on 11/4/2014 - 67 Months Since Approval

GOB	Original Budget	Current Budget	Prior Years Expenditures	Commitments	Current Year Expenditures	Balance
Safety	\$ 106,767,065	\$ 108,736,164	\$ 20,071,845	\$ 16,892,596	\$ 11,995,121	\$ 59,776,602
Music & Art	17,492,000	17,492,000	3,592,696	2,813,809	1,393,528	9,691,967
Athletics	7,373,360	7,373,360	6,267,711	145,496	53,826	906,327
Renovation	629,878,575	629,572,938	91,055,520	134,081,537	87,401,365	317,034,516
Technology	38,489,000	36,825,538	35,657,074	274,351	280,126	613,987
GOB Total	\$ 800,000,000	\$ 800,000,000	\$156,644,846	\$ 154,207,789	\$ 101,123,966	\$ 388,023,399

Non-GOB	Original Budget	Current Budget	Prior Years Expenditures	Commitments	Current Year Expenditures	Balance
Safety	\$ 18,787,060	\$ 45,101,707	\$ 5,061,682	\$ 12,926,615	\$ 7,217,424	\$ 19,895,986
Music & Art	23,573,000	25,525,606	17,715,448	1,887,462	1,150,263	4,772,433
Athletics	126,640	225,782	175,599	3,673	4,941	41,569
Renovation	102,516,836	347,832,332	48,763,565	99,260,625	59,507,418	140,300,724
Technology	42,343,000	37,900,084	37,898,472	0	0	1,612
Non-GOB Total	\$ 187,346,536	\$ 456,585,511	\$109,614,766	\$ 114,078,375	\$ 67,880,046	\$ 165,012,324

Total \$ 987,346,536 \$ 1,256,585,511 \$266,259,612 \$ 268,286,164 \$ 169,004,012 \$ 553,035,723

* Project expenditures include, but are not limited to, construction costs, design costs, permitting costs, advertising costs during the planning and procurement phase, equipment, work orders, and Program Management fees.

This is a budget and expenditure activity report, and is not a construction status report. The accompanying introduction and notes are an integral part of this report.





SMART Program Budget Activity Report



Financially Active Projects Summary Schedule

for Quarter Ended June 30, 2020

GOB Referendum Approved by Voters on 11/4/2014 - 67 Months Since Approval

GOB	Original Budget	Current Budget	Prior Years Expenditures	Commitments	Current Year Expenditures	Balance
Safety	\$ 91,386,473	\$ 91,386,473	\$ 10,494,678	\$ 16,438,960	\$ 10,333,379	\$ 54,119,456
Music & Art	15,740,000	15,740,000	3,078,930	2,810,958	1,391,252	8,458,860
Athletics	54,360	54,360	8,221	9,960	7,175	29,004
Renovation	596,835,575	596,529,938	69,743,468	133,216,164	79,722,332	313,847,974
Technology	11,000,000	11,000,000	9,831,536	274,351	280,126	613,987
GOB Total	\$ 715,016,408	\$ 714,710,771	\$ 93,156,833	\$ 152,750,393	\$ 91,734,264	\$ 377,069,281

Non-GOB	Original Budget	Current Budget	Prior Years Expenditures	Commitments	Current Year Expenditures	Balance
Safety	\$ 18,698,035	\$ 42,945,445	\$ 3,626,082	\$ 12,923,543	\$ 7,076,305	\$ 19,319,515
Music & Art	3,730,000	6,932,606	406,072	1,515,396	535,660	4,475,478
Athletics	5,640	24,782	3,769	3,673	4,941	12,399
Renovation	71,387,969	308,375,260	22,061,101	98,297,789	54,168,673	133,847,697
Non-GOB Total	\$ 93,821,644	\$ 358,278,093	\$ 26,097,024	\$ 112,740,401	\$ 61,785,579	\$ 157,655,089
Total	\$ 808,838,052	\$ 1,072,988,864	\$ 119,253,857	\$ 265,490,794	\$ 153,519,843	\$ 534,724,370

* Project expenditures include, but are not limited to, construction costs, design costs, permitting costs, advertising costs during the planning and procurement phase, equipment, work orders, and Program Management fees.

This is a budget and expenditure activity report, and is not a construction status report. The accompanying introduction and notes are an integral part of this report.



SMART Program Budget Activity Report

Financially Active Projects Detail Schedule

for Quarter Ended June 30, 2020



GOB Referendum Approved by Voters on 11/4/2014 - 67 Months Since Approval

School/ Project	Original Budget	Current Budget	Prior Years Expenditures	Commitments	Current Year Expenditures	Balance
Anderson, Boyd H. High School						
ADA renovations related to educational adequacy, Building Envelope Improvements (Roof, Window, Ext Wall, etc.), HVAC Improvements, Safety / Security Upgrade, STEM Lab improvements Project Number: P.001846	5,274,000	5,274,000	875,212	134,331	128,232	4,136,225
Apollo Middle School						
Building Envelope Improvements (Roof, Window, Ext Wall, etc.), Fire Sprinklers, HVAC Improvements, Media Center improvements, Safety / Security Upgrade Project Number: P.002110	6,915,000	6,915,000	220,554	214,027	331,029	6,149,390
School Choice Enhancement Project Number: P.002388	100,000	100,000	-	43,147	20,374	36,479
Atlantic Technical College						
Building Envelope Improvements (Roof, Window, Ext Wall, etc.), Fire Sprinklers, IAQ Repairs - HVAC, Media Center improvements Project Number: P.000415	8,952,000	8,952,000	1,143,357	197,960	263,474	7,347,209
Atlantic Technical, Arthur Ashe, Jr Campus						
Building Envelope Improvements (Roof, Window, Ext Wall, etc.), Fire Alarm Project Number: P.001959	1,242,000	3,078,449	172,242	170,720	1,318,914	1,416,573

* Project expenditures include, but are not limited to, construction costs, design costs, permitting costs, advertising costs during the planning and procurement phase, equipment, work orders, and Program Management fees.

This is a budget and expenditure activity report, and is not a construction status report.
The accompanying introduction and notes are an integral part of this report.



SMART Program Budget Activity Report

Financially Active Projects Detail Schedule

for Quarter Ended June 30, 2020



GOB Referendum Approved by Voters on 11/4/2014 - 67 Months Since Approval

School/ Project	Original Budget	Current Budget	Prior Years Expenditures	Commitments	Current Year Expenditures	Balance
Atlantic West Elementary School						
Building Envelope Improvements (Roof, Window, Ext Wall, etc.), Fire Sprinklers, HVAC Improvements, Media Center improvements Project Number: P.001796	2,617,000	2,617,000	304,849	58,993	60,098	2,193,060
Attucks Middle School						
Building Envelope Improvements (Roof, Window, Ext Wall, etc.), Media Center improvements Project Number: P.001633	1,201,000	1,383,125	360,663	33,439	50,755	938,268
Electrical Improvements, HVAC Improvements, Provide Fire Sprinkler Protection Install New Fire Alarm Project Number: P.001686	3,040,778	3,040,778	395,906	56,435	12,230	2,576,207
Bair Middle School						
Building Envelope Improvements (Roof, Window, Ext Wall, etc.), Fire Alarm, HVAC Improvements, Media Center improvements, Safety / Security Upgrade Project Number: P.002044	1,517,000	1,517,000	145,112	71,340	49,586	1,250,962
Banyan Elementary School						
School Choice Enhancement Project Number: P.001767	100,000	110,245	54,329	1,275	30,240	24,401
Building Envelope Improvements (Roof, Window, Ext Wall, etc.), HVAC Improvements, Media Center improvements Project Number: P.001944	1,243,000	2,205,979	295,990	1,300,754	382,665	226,570

* Project expenditures include, but are not limited to, construction costs, design costs, permitting costs, advertising costs during the planning and procurement phase, equipment, work orders, and Program Management fees.

This is a budget and expenditure activity report, and is not a construction status report.
The accompanying introduction and notes are an integral part of this report.



SMART Program Budget Activity Report

Financially Active Projects Detail Schedule

for Quarter Ended June 30, 2020



GOB Referendum Approved by Voters on 11/4/2014 - 67 Months Since Approval

School/ Project	Original Budget	Current Budget	Prior Years Expenditures	Commitments	Current Year Expenditures	Balance
Bayview Elementary School						
Building Envelope Improvements (Roof, Window, Ext Wall, etc.), HVAC Improvements Project Number: P.001786	1,742,000	2,688,739	752,301	22,700	1,614,366	299,372
Bennett Elementary School						
Music Instruments Project Number: 020185009	50,000	50,000	29,760	60	3,544	16,636
Building Envelope Improvements (Roof, Window, Ext Wall, etc.), Fire Alarm, HVAC Improvements, Media Center improvements Project Number: P.002085	1,814,000	1,814,000	117,877	110,347	104,643	1,481,133
School Choice Enhancement Project Number: P.002381	100,000	100,000	-	37,000	48,684	14,316
Bethune, Mary M. Elementary School						
Building Envelope Improvements (Roof, Window, Ext Wall, etc.), HVAC Improvements, Replacement of building 4, Replacement of building 6 Project Number: P.002125	3,151,000	3,151,000	24,030	246,970	124,860	2,755,140
Boulevard Heights Elementary School						
Art Room Renovation and Equipment, Building Envelope Improvements (Roof, Window, Ext Wall, etc.), HVAC Improvements, Music Room Renovation, Replacement of building 1, Replacement of building 4 Project Number: P.002065	3,790,000	3,790,000	320,433	145,227	146,551	3,177,789
School Choice Enhancement Project Number: P.002216	100,000	100,000	59,166	9,582	29,867	1,385

* Project expenditures include, but are not limited to, construction costs, design costs, permitting costs, advertising costs during the planning and procurement phase, equipment, work orders, and Program Management fees.

This is a budget and expenditure activity report, and is not a construction status report. The accompanying introduction and notes are an integral part of this report.



SMART Program Budget Activity Report

Financially Active Projects Detail Schedule

for Quarter Ended June 30, 2020



GOB Referendum Approved by Voters on 11/4/2014 - 67 Months Since Approval

School/ Project	Original Budget	Current Budget	Prior Years Expenditures	Commitments	Current Year Expenditures	Balance
Bright Horizons Center						
Building Envelope Improvements (Roof, Window, Ext Wall, etc.), Fire Alarm, Fire Sprinklers, HVAC Improvements Project Number: P.001974	1,663,000	3,556,100	188,679	2,186,252	940,440	240,729
School Choice Enhancement Project Number: P.002214	100,000	100,000	16,972	55,665	3,000	24,363
Broadview Elementary School						
Building Envelope Improvements (Roof, Window, Ext Wall, etc.), Conversion of Existing Space to Music and/or Art Lab(s), Electrical Improvements, Fire Alarm, Fire Sprinklers, HVAC Improvements, Media Center improvements, Music Room Renovation Project Number: P.001638	2,791,386	2,791,386	438,315	54,539	14,332	2,284,200
Broward Estates Elementary School						
Music Instruments Project Number: 050185009	50,000	50,000	-	19,000	30,274	726
Building Envelope Improvements (Roof, Window, Ext Wall, etc.), HVAC Improvements Project Number: P.002037	2,763,000	2,763,000	269,198	93,655	95,017	2,305,130
Castle Hill Annex						
Building Envelope Improvements (Roof, Window, Ext Wall, etc.), Fire Alarm, HVAC Improvements, Media Center improvements Project Number: P.002092	644,000	644,000	43,523	72,468	41,853	486,156

* Project expenditures include, but are not limited to, construction costs, design costs, permitting costs, advertising costs during the planning and procurement phase, equipment, work orders, and Program Management fees.

This is a budget and expenditure activity report, and is not a construction status report. The accompanying introduction and notes are an integral part of this report.



SMART Program Budget Activity Report

Financially Active Projects Detail Schedule

for Quarter Ended June 30, 2020



GOB Referendum Approved by Voters on 11/4/2014 - 67 Months Since Approval

School/ Project	Original Budget	Current Budget	Prior Years Expenditures	Commitments	Current Year Expenditures	Balance
Castle Hill Elementary School						
Building Envelope Improvements (Roof, Window, Ext Wall, etc.), Fire Alarm, Fire Sprinklers, HVAC Improvements, Media Center improvements Project Number: P.001661	2,109,000	3,676,030	906,675	1,505,982	1,107,738	155,635
Central Park Elementary School						
ADA Stage Lift, Building Envelope Improvements (Roof, Window, Ext Wall, etc.), Conversion of Existing Space to Music and/or Art Lab(s), Fire Sprinklers, HVAC Improvements, Music Room Renovation, Safety / Security Upgrade Project Number: P.001757	4,927,475	7,973,000	602,458	102,325	76,186	7,192,031
School Choice Enhancement Project Number: P.001894	100,000	100,000	60,028	-	6,330	33,642
Challenger Elementary School						
Building Envelope Improvements (Roof, Window, Ext Wall, etc.), Conversion of Existing Space to Music and/or Art Lab(s), Fire Alarm, HVAC Improvements, Music Room Renovation Project Number: P.002040	1,349,000	3,555,100	145,095	64,735	40,087	3,305,183
School Choice Enhancement Project Number: P.002276	100,000	100,000	15,035	40,400	31,496	13,069
Chapel Trail Elementary School						
Building Envelope Improvements (Roof, Window, Ext Wall, etc.), Fire Alarm, HVAC Improvements Project Number: P.001732	1,688,000	4,538,436	411,990	3,479,146	284,590	362,710

* Project expenditures include, but are not limited to, construction costs, design costs, permitting costs, advertising costs during the planning and procurement phase, equipment, work orders, and Program Management fees.

This is a budget and expenditure activity report, and is not a construction status report.
The accompanying introduction and notes are an integral part of this report.



SMART Program Budget Activity Report

Financially Active Projects Detail Schedule

for Quarter Ended June 30, 2020



GOB Referendum Approved by Voters on 11/4/2014 - 67 Months Since Approval

School/ Project	Original Budget	Current Budget	Prior Years Expenditures	Commitments	Current Year Expenditures	Balance
Coconut Creek High School						
Auditorium Accessibility, Building Envelope Improvements (Roof, Window, Ext Wall, etc.), Fire Alarm, HVAC Improvements, Media Center improvements, Safety / Security Upgrade, STEM Lab improvements Project Number: P.001753	4,842,000	4,842,000	501,677	104,416	830,893	3,405,014
Coconut Palm Elementary School						
Building Envelope Improvements (Roof, Window, Ext Wall, etc.), Fire Alarm, HVAC Improvements Project Number: P.002088	1,056,000	1,056,000	106,176	37,479	45,440	866,905
Colbert Elementary School						
Building Envelope Improvements (Roof, Window, Ext Wall, etc.), HVAC Improvements, Safety / Security Upgrade Project Number: P.001937	756,000	1,590,903	140,932	1,104,958	143,011	202,002
School Choice Enhancement Project Number: P.002035	100,000	100,000	30,183	31,764	37,507	546
Collins Elementary School						
Building Envelope Improvements (Roof, Window, Ext Wall, etc.), Electrical Improvements, Fire Alarm, Fire Sprinklers, HVAC Improvements, Media Center improvements, Restroom Renovations, Safety / Security Upgrade Project Number: P.001659	1,774,000	1,774,000	170,080	59,663	71,381	1,472,876

* Project expenditures include, but are not limited to, construction costs, design costs, permitting costs, advertising costs during the planning and procurement phase, equipment, work orders, and Program Management fees.

This is a budget and expenditure activity report, and is not a construction status report.
The accompanying introduction and notes are an integral part of this report.



SMART Program Budget Activity Report

Financially Active Projects Detail Schedule

for Quarter Ended June 30, 2020



GOB Referendum Approved by Voters on 11/4/2014 - 67 Months Since Approval

School/ Project	Original Budget	Current Budget	Prior Years Expenditures	Commitments	Current Year Expenditures	Balance
Cooper City Elementary School						
Building Envelope Improvements (Roof, Window, Ext Wall, etc.), Fire Alarm, Fire Sprinklers, HVAC Improvements, Media Center improvements Project Number: P.002150	867,000	867,000	55,063	45,308	34,917	731,712
School Choice Enhancement Project Number: P.002336	100,000	100,000	-	3,082	68,873	28,045
Cooper City High School						
Building Envelope Improvements (Roof, Window, Ext Wall, etc.), Electrical Improvements, Fire Sprinklers, HVAC Improvements, Replacement of building 5, Safety / Security Upgrade, STEM Lab improvements Project Number: P.002133	8,609,000	8,609,000	228,183	319,847	490,713	7,570,257
Coral Glades High School						
Building Envelope Improvements (Roof, Window, Ext Wall, etc.), Fire Alarm, HVAC Improvements Project Number: P.002080	2,366,000	2,366,000	89,895	85,204	130,539	2,060,362
School Choice Enhancement Project Number: P.002447	100,000	100,000	-	84,889	14,898	213
Coral Park Elementary School						
School Choice Enhancement Project Number: P.001764	100,000	100,000	27,742	-	57,822	14,436
Building Envelope Improvements (Roof, Window, Ext Wall, etc.), Health & Safety/Fire Sprinkler Protection Exterior- Replace existing Project Number: P.002045	1,681,000	1,681,000	128,796	117,923	123,617	1,310,664

* Project expenditures include, but are not limited to, construction costs, design costs, permitting costs, advertising costs during the planning and procurement phase, equipment, work orders, and Program Management fees.

This is a budget and expenditure activity report, and is not a construction status report.
The accompanying introduction and notes are an integral part of this report.



SMART Program Budget Activity Report

Financially Active Projects Detail Schedule

for Quarter Ended June 30, 2020



GOB Referendum Approved by Voters on 11/4/2014 - 67 Months Since Approval

School/ Project	Original Budget	Current Budget	Prior Years Expenditures	Commitments	Current Year Expenditures	Balance
Coral Springs Pre-K - 8						
Building Envelope Improvements (Roof, Window, Ext Wall, etc.), HVAC Improvements, Media Center improvements Project Number: P.001982	2,538,000	2,538,000	255,685	113,392	128,450	2,040,473
Coral Springs High School						
Building Envelope Improvements (Roof, Window, Ext Wall, etc.), Electrical Improvements, Fire Sprinklers, HVAC Improvements, Media Center improvements, STEM Lab improvements Project Number: P.001765	11,171,000	11,171,000	1,468,739	185,247	299,688	9,217,326
Coral Springs Middle School						
Building Envelope Improvements (Roof, Window, Ext Wall, etc.), HVAC Improvements, Media Center improvements Project Number: P.001979	10,502,000	10,502,000	971,575	332,698	483,378	8,714,349
School Choice Enhancement Project Number: P.002239	100,000	100,000	53,651	38,978	3,000	4,371
Country Hills Elementary School						
Building Envelope Improvements (Roof, Window, Ext Wall, etc.), Fire Sprinklers, HVAC Improvements Project Number: P.002063	4,413,000	4,413,000	292,658	198,213	211,187	3,710,942
School Choice Enhancement Project Number: P.002401	100,000	100,000	-	610	13,893	85,497
Country Isles Elementary School						
Fire Alarm, HVAC Improvements, Media Center improvements Project Number: P.002002	558,000	1,239,660	76,825	38,442	26,378	1,098,015

* Project expenditures include, but are not limited to, construction costs, design costs, permitting costs, advertising costs during the planning and procurement phase, equipment, work orders, and Program Management fees.

This is a budget and expenditure activity report, and is not a construction status report.
The accompanying introduction and notes are an integral part of this report.



SMART Program Budget Activity Report

Financially Active Projects Detail Schedule

for Quarter Ended June 30, 2020



GOB Referendum Approved by Voters on 11/4/2014 - 67 Months Since Approval

School/ Project	Original Budget	Current Budget	Prior Years Expenditures	Commitments	Current Year Expenditures	Balance
Cresthaven Elementary School						
ADA Restrooms, Building Envelope Improvements (Roof, Window, Ext Wall, etc.), HVAC Improvements Project Number: P.001676	4,416,123	4,416,123	85	426,299	159,691	3,830,048
Croissant Park Elementary School						
Building Envelope Improvements (Roof, Window, Ext Wall, etc.), Fire Alarm, Fire Sprinklers, HVAC Improvements Project Number: P.002086	3,661,000	3,661,000	162,297	152,492	159,636	3,186,575
School Choice Enhancement Project Number: P.002389	100,000	100,000	-	41,529	6,605	51,866
Cross Creek School						
Building Envelope Improvements (Roof, Window, Ext Wall, etc.), Fire Alarm, HVAC Improvements Project Number: P.002081	1,260,000	1,260,000	105,905	96,985	56,343	1,000,767
Crystal Lake Middle School						
ADA Renovate Restroom, Building Envelope Improvements (Roof, Window, Ext Wall, etc.), Conversion of Existing Space to Music and/or Art Lab(s), HVAC Improvements, Install Fire Alarm, Media Center improvements Project Number: P.000816	2,205,525	2,235,525	188,543	101,499	87,865	1,857,618
School Choice Enhancement Project Number: P.002463	100,000	100,000	-	47,053	-	52,947

* Project expenditures include, but are not limited to, construction costs, design costs, permitting costs, advertising costs during the planning and procurement phase, equipment, work orders, and Program Management fees.

This is a budget and expenditure activity report, and is not a construction status report.
The accompanying introduction and notes are an integral part of this report.



SMART Program Budget Activity Report

Financially Active Projects Detail Schedule

for Quarter Ended June 30, 2020



GOB Referendum Approved by Voters on 11/4/2014 - 67 Months Since Approval

School/ Project	Original Budget	Current Budget	Prior Years Expenditures	Commitments	Current Year Expenditures	Balance
Cypress Bay High School						
Building Envelope Improvements (Roof, Window, Ext Wall, etc.), CR Addition to allow for removal of portable buildings, HVAC Improvements, Safety / Security Upgrade Project Number: P.001774	13,739,000	32,578,000	2,024,973	16,163,293	8,363,926	6,025,808
Dandy, William Middle School						
Building Envelope Improvements (Roof, Window, Ext Wall, etc.), Fire Alarm, Fire Sprinklers, HVAC Improvements, Replacement of building 18, Safety / Security Upgrade Project Number: P.001900	3,195,000	7,218,550	376,193	5,813,246	260,478	768,633
Dania Elementary School						
Art Room Renovation and Equipment, Building Envelope Improvements (Roof, Window, Ext Wall, etc.), Electrical Improvements, Media Center improvements, Music Room Renovation, Replacement of building 2, Safety / Security Upgrade Project Number: P.002061	2,502,000	2,502,000	99,013	198,789	125,538	2,078,660
Dave Thomas Education Center						
Building Envelope Improvements (Roof, Window, Ext Wall, etc.), HVAC Improvements Project Number: P.001972	758,000	2,619,494	106,858	1,718,648	545,461	248,527

* Project expenditures include, but are not limited to, construction costs, design costs, permitting costs, advertising costs during the planning and procurement phase, equipment, work orders, and Program Management fees.

This is a budget and expenditure activity report, and is not a construction status report.
The accompanying introduction and notes are an integral part of this report.



SMART Program Budget Activity Report

Financially Active Projects Detail Schedule

for Quarter Ended June 30, 2020



GOB Referendum Approved by Voters on 11/4/2014 - 67 Months Since Approval

School/ Project	Original Budget	Current Budget	Prior Years Expenditures	Commitments	Current Year Expenditures	Balance
Davie Elementary School						
Building Envelope Improvements (Roof, Window, Ext Wall, etc.), Fire Sprinklers, HVAC Improvements, Media Center improvements, Safety / Security Upgrade Project Number: P.001899	2,876,000	5,096,700	308,094	4,280,787	143,787	364,032
Deerfield Beach Elementary School						
Building Envelope Improvements (Roof, Window, Ext Wall, etc.), Fire Alarm, Fire Sprinklers, HVAC Improvements, Media Center improvements, Renovations to Building 1 (Historic) Project Number: P.001820	6,233,445	5,611,445	521,097	254,274	170,116	4,665,958
Deerfield Beach High School						
Fire Sprinklers, Roof Repairs and HVAC Project Number: P.001694	8,774,000	8,774,000	1,259,952	125,317	7,931	7,380,800
Building Envelope Improvements (Roof, Window, Ext Wall, etc.), Electrical Improvements, Media Center improvements, Safety / Security Upgrade, STEM Lab improvements Project Number: P.002134	3,912,000	3,912,000	-	685,000	141,501	3,085,499
School Choice Enhancement Project Number: P.002433	100,000	100,000	-	74,488	6,741	18,771
Deerfield Beach Middle School						
Building Envelope Improvements (Roof, Window, Ext Wall, etc.), Fire Alarm, Fire Sprinklers, HVAC Improvements, Media Center improvements Project Number: P.002142	4,333,000	4,333,000	24,556	321,260	185,401	3,801,783

* Project expenditures include, but are not limited to, construction costs, design costs, permitting costs, advertising costs during the planning and procurement phase, equipment, work orders, and Program Management fees.

This is a budget and expenditure activity report, and is not a construction status report. The accompanying introduction and notes are an integral part of this report.



SMART Program Budget Activity Report

Financially Active Projects Detail Schedule

for Quarter Ended June 30, 2020



GOB Referendum Approved by Voters on 11/4/2014 - 67 Months Since Approval

School/ Project	Original Budget	Current Budget	Prior Years Expenditures	Commitments	Current Year Expenditures	Balance
Deerfield Beach Middle School						
School Choice Enhancement Project Number: P.002393	100,000	100,000	-	9,368	89,534	1,098
Deerfield Park Elementary School						
Building Envelope Improvements (Roof, Window, Ext Wall, etc.), Fire Alarm, Fire Sprinklers, HVAC Improvements, PE/Athletic Improvements Project Number: P.002036	5,240,000	6,224,840	484,809	188,397	218,061	5,333,573
School Choice Enhancement Project Number: P.002314	100,000	100,000	-	23,516	10,380	66,104
Dillard 6-12 School						
Building Envelope Improvements (Roof, Window, Ext Wall, etc.), Electrical Improvements, Fire Sprinklers, HVAC Improvements, Safety / Security Upgrade Project Number: P.001726	4,232,000	8,498,232	524,564	4,247,735	2,985,349	740,584
Dillard Elementary School						
Building Envelope Improvements (Roof, Window, Ext Wall, etc.), HVAC Improvements Project Number: P.001915	1,677,000	1,677,000	304,558	63,148	70,627	1,238,667
School Choice Enhancement Project Number: P.002269	100,000	100,000	81,395	-	6,146	12,459
Discovery Elementary School						
School Choice Enhancement Project Number: P.001769	100,000	100,000	73,653	9,532	16,147	668
District Wide (Applied Learning)						
Art Replacement Kilns Project Number: 973185006	392,000	392,000	241,908	39,998	109,119	975
Drama Staging, Lighting, & Sound Project Number: 973185007	1,300,000	1,300,000	593,031	167,250	238,103	301,616

* Project expenditures include, but are not limited to, construction costs, design costs, permitting costs, advertising costs during the planning and procurement phase, equipment, work orders, and Program Management fees.

This is a budget and expenditure activity report, and is not a construction status report.
The accompanying introduction and notes are an integral part of this report.



SMART Program Budget Activity Report

Financially Active Projects Detail Schedule

for Quarter Ended June 30, 2020



GOB Referendum Approved by Voters on 11/4/2014 - 67 Months Since Approval

School/ Project	Original Budget	Current Budget	Prior Years Expenditures	Commitments	Current Year Expenditures	Balance
Drew, Charles Elementary School						
Building Envelope Improvements (Roof, Window, Ext Wall, etc.), Fire Alarm, Fire Sprinklers, HVAC Improvements Project Number: P.001818	3,017,000	3,017,000	383,069	61,172	5,334	2,567,425
Drew, Charles Family Resource Center						
Building Envelope Improvements (Roof, Window, Ext Wall, etc.), HVAC Improvements, Media Center improvements, Replacement of building 3, Replacement of building 5, Replacement of building 6 Project Number: P.001848	3,278,000	3,278,000	336,915	78,665	72,237	2,790,183
Driftwood Elementary School						
Building Envelope Improvements (Roof, Window, Ext Wall, etc.), Fire Sprinklers, HVAC Improvements Project Number: P.002064	1,735,000	1,735,000	102,921	147,573	101,761	1,382,745
Driftwood Middle School						
Art Room Renovation and Equipment, Building Envelope Improvements (Roof, Window, Ext Wall, etc.), Conversion of Existing Space to Music and/or Art Lab(s), Electrical Improvements, Fire Sprinklers, HVAC Improvements, Media Center improvements, Safety / Sec Project Number: P.001837	5,544,000	8,345,700	476,140	172,358	276,176	7,421,026

* Project expenditures include, but are not limited to, construction costs, design costs, permitting costs, advertising costs during the planning and procurement phase, equipment, work orders, and Program Management fees.

This is a budget and expenditure activity report, and is not a construction status report.
The accompanying introduction and notes are an integral part of this report.



SMART Program Budget Activity Report

Financially Active Projects Detail Schedule

for Quarter Ended June 30, 2020



GOB Referendum Approved by Voters on 11/4/2014 - 67 Months Since Approval

School/ Project	Original Budget	Current Budget	Prior Years Expenditures	Commitments	Current Year Expenditures	Balance
Eagle Point Elementary School						
Art Room Renovation and Equipment, Building Envelope Improvements (Roof, Window, Ext Wall, etc.), Conversion of Existing Space to Music and/or Art Lab(s), Fire Alarm, HVAC Improvements, Music Room Renovation Project Number: P.001746	4,820,000	6,145,450	664,592	4,518,332	12,993	949,533
Eagle Ridge Elementary School						
Fire Alarm, HVAC Improvements Project Number: P.001722	2,259,000	3,306,383	2,962,128	21,445	126,643	196,167
Ely, Blanche High School						
ADA Stage Lift, Building Envelope Improvements (Roof, Window, Ext Wall, etc.), Fire Sprinklers, Gymnasium Accessibility, HVAC Improvements, IAQ & Fascia Replacement, Media Center improvements, Outdoor Dining Renovation, STEM Lab improvements Project Number: P.001646	14,674,436	21,984,436	4,206,025	9,773,391	7,029,107	975,913
Embassy Creek Elementary School						
Art Room Renovation and Equipment, Building Envelope Improvements (Roof, Window, Ext Wall, etc.), Conversion of Existing Space to Music and/or Art Lab(s), Fire Alarm, HVAC Improvements, Music Room Renovation Project Number: P.001897	3,524,000	4,864,700	390,644	2,785,173	987,250	701,633

* Project expenditures include, but are not limited to, construction costs, design costs, permitting costs, advertising costs during the planning and procurement phase, equipment, work orders, and Program Management fees.

This is a budget and expenditure activity report, and is not a construction status report.
The accompanying introduction and notes are an integral part of this report.



SMART Program Budget Activity Report

Financially Active Projects Detail Schedule

for Quarter Ended June 30, 2020



GOB Referendum Approved by Voters on 11/4/2014 - 67 Months Since Approval

School/ Project	Original Budget	Current Budget	Prior Years Expenditures	Commitments	Current Year Expenditures	Balance
Endeavour Primary Learning Center						
Building Envelope Improvements (Roof, Window, Ext Wall, etc.), HVAC Improvements Project Number: P.002111	957,000	2,360,790	96,175	32,578	61,378	2,170,659
School Choice Enhancement Project Number: P.002468	100,000	100,000	-	46,129	-	53,871
Everglades Elementary School						
Building Envelope Improvements (Roof, Window, Ext Wall, etc.), HVAC Improvements Project Number: P.001948	1,212,000	2,344,500	181,523	1,674,992	224,416	263,569
School Choice Enhancement Project Number: P.001976	100,000	100,000	63,705	-	22	36,273
Everglades High School						
HVAC Improvements Project Number: P.001985	3,669,000	6,376,254	326,163	546,743	3,049,204	2,454,144
Fairway Elementary School						
Building Envelope Improvements (Roof, Window, Ext Wall, etc.), Electrical Improvements, Fire Alarm, HVAC Improvements, Media Center improvements, Safety / Security Upgrade Project Number: P.001785	4,003,000	7,510,900	528,586	3,323,531	2,996,430	662,353
Falcon Cove Middle School						
Building Envelope Improvements (Roof, Window, Ext Wall, etc.), CR Addition to allow for removal of portable buildings, HVAC Improvements Project Number: P.001902	10,741,000	22,788,000	1,487,217	14,603,175	1,730,629	4,966,979

* Project expenditures include, but are not limited to, construction costs, design costs, permitting costs, advertising costs during the planning and procurement phase, equipment, work orders, and Program Management fees.

This is a budget and expenditure activity report, and is not a construction status report.
The accompanying introduction and notes are an integral part of this report.



SMART Program Budget Activity Report

Financially Active Projects Detail Schedule

for Quarter Ended June 30, 2020



GOB Referendum Approved by Voters on 11/4/2014 - 67 Months Since Approval

School/ Project	Original Budget	Current Budget	Prior Years Expenditures	Commitments	Current Year Expenditures	Balance
Flamingo Elementary School						
Building Envelope Improvements (Roof, Window, Ext Wall, etc.), HVAC Improvements, Media Center improvements Project Number: P.002135	1,955,000	2,160,000	94,522	225,299	77,485	1,762,694
Flanagan, Charles W. High School						
School Choice Enhancement Project Number: P.002432	100,000	100,000	-	22,740	69,902	7,358
Floranada Elementary School						
School Choice Enhancement Project Number: P.001697	100,000	107,680	89,683	17,997	-	-
Building Envelope Improvements (Roof, Window, Ext Wall, etc.), HVAC Improvements Project Number: P.002001	776,000	2,838,840	87,714	42,829	20,089	2,688,208
Forest Glen Middle School						
Building Envelope Improvements (Roof, Window, Ext Wall, etc.), Fire Sprinklers, HVAC Improvements Project Number: P.001865	5,189,000	9,047,800	869,095	3,827,016	3,568,357	783,332
Forest Hills Elementary School						
Fire Alarm Project Number: P.001678	293,000	293,000	40,082	252,140	-	778
Building Envelope Improvements (Roof, Window, Ext Wall, etc.), Fire Sprinklers, Media Center improvements Project Number: P.001926	1,336,000	2,419,601	614,433	1,536,406	192,402	76,360

* Project expenditures include, but are not limited to, construction costs, design costs, permitting costs, advertising costs during the planning and procurement phase, equipment, work orders, and Program Management fees.

This is a budget and expenditure activity report, and is not a construction status report.
The accompanying introduction and notes are an integral part of this report.



SMART Program Budget Activity Report

Financially Active Projects Detail Schedule

for Quarter Ended June 30, 2020



GOB Referendum Approved by Voters on 11/4/2014 - 67 Months Since Approval

School/ Project	Original Budget	Current Budget	Prior Years Expenditures	Commitments	Current Year Expenditures	Balance
Fort Lauderdale High School						
Building Envelope Improvements (Roof, Window, Ext Wall, etc.), Electrical Improvements, HVAC Improvements Project Number: P.001839	2,409,000	3,772,887	200,317	1,377,804	689,740	1,505,026
Fox Trail Elementary School						
Art Room Renovation and Equipment, Building Envelope Improvements (Roof, Window, Ext Wall, etc.), Conversion of Existing Space to Music and/or Art Lab(s), HVAC Improvements, Music Room Renovation Project Number: P.001973	770,000	1,397,150	105,360	1,049,173	27,822	214,795
School Choice Enhancement Project Number: P.002166	100,000	100,000	25,627	5,321	65,695	3,357
Gator Run Elementary School						
Art Room Renovation and Equipment, Building Envelope Improvements (Roof, Window, Ext Wall, etc.), Conversion of Existing Space to Music and/or Art Lab(s), HVAC Improvements, Music Room Renovation Project Number: P.001863	2,571,000	4,106,323	298,771	2,460,134	928,516	418,902
Glades Middle School						
Building Envelope Improvements (Roof, Window, Ext Wall, etc.), HVAC Improvements Project Number: P.001968	386,000	386,000	56,689	17,174	7,239	304,898

* Project expenditures include, but are not limited to, construction costs, design costs, permitting costs, advertising costs during the planning and procurement phase, equipment, work orders, and Program Management fees.

This is a budget and expenditure activity report, and is not a construction status report.
The accompanying introduction and notes are an integral part of this report.



SMART Program Budget Activity Report

Financially Active Projects Detail Schedule

for Quarter Ended June 30, 2020



GOB Referendum Approved by Voters on 11/4/2014 - 67 Months Since Approval

School/ Project	Original Budget	Current Budget	Prior Years Expenditures	Commitments	Current Year Expenditures	Balance
Griffin Elementary School						
Building Envelope Improvements (Roof, Window, Ext Wall, etc.), Fire Alarm, HVAC Improvements, Media Center improvements, PE/Athletic Improvements, Safety / Security Upgrade Project Number: P.001745	2,258,000	4,126,208	1,572,987	217,183	1,915,511	420,527
Gulfstream Academy of Hallandale Beach K-8(Hallandale Adult & Community Center)						
Building Envelope Improvements (Roof, Window, Ext Wall, etc.), Electrical Improvements, Fire Sprinklers, HVAC Improvements, Media Center improvements, Replacement of building 1, Replacement of building 12, Replacement of building 7, Replacement of building Project Number: P.001822	5,161,700	5,161,700	656,600	1,272,761	2,856,896	375,443
Gulfstream Academy of Hallandale Beach K-8(Hallandale Elementary School)						
Building Envelope Improvements (Roof, Window, Ext Wall, etc.), HVAC Improvements Project Number: P.002072	1,090,000	1,090,000	79,980	61,869	63,850	884,301
Gulfstream Early Learning Center of Excellence						
Building Envelope Improvements (Roof, Window, Ext Wall, etc.), Fire Alarm, HVAC Improvements, Replacement of building 4 Project Number: P.002055	3,452,000	3,146,363	260,378	168,356	410,945	2,306,684
School Choice Enhancement Project Number: P.002360	100,000	100,000	-	4,899	20,769	74,332

* Project expenditures include, but are not limited to, construction costs, design costs, permitting costs, advertising costs during the planning and procurement phase, equipment, work orders, and Program Management fees.

This is a budget and expenditure activity report, and is not a construction status report. The accompanying introduction and notes are an integral part of this report.



SMART Program Budget Activity Report

Financially Active Projects Detail Schedule

for Quarter Ended June 30, 2020



GOB Referendum Approved by Voters on 11/4/2014 - 67 Months Since Approval

School/ Project	Original Budget	Current Budget	Prior Years Expenditures	Commitments	Current Year Expenditures	Balance
Hallandale High School						
Building Envelope Improvements (Roof, Window, Ext Wall, etc.), Electrical Improvements, Fire Alarm, Fire Sprinklers, HVAC Improvements, Media Center improvements, STEM Lab improvements Project Number: P.002115	7,019,666	7,019,666	264,921	232,714	293,286	6,228,745
School Choice Enhancement Project Number: P.002434	100,000	100,000	-	23,578	41,500	34,922
Harbordale Elementary School						
Building Envelope Improvements (Roof, Window, Ext Wall, etc.), HVAC Improvements Project Number: P.002068	1,049,000	1,049,000	83,218	52,707	48,212	864,863
School Choice Enhancement Project Number: P.002374	100,000	100,000	-	33,550	52,418	14,032
Hawkes Bluff Elementary School						
Building Envelope Improvements (Roof, Window, Ext Wall, etc.), HVAC Improvements Project Number: P.001784	2,903,000	6,809,437	380,896	4,614,657	1,237,276	576,608
Henry D. Perry Education Center						
Music Instruments Project Number: 101185009	100,000	50,000	50,000	-	-	-
Building Envelope Improvements (Roof, Window, Ext Wall, etc.), Fire Alarm, Fire Sprinklers, HVAC Improvements Project Number: P.001986	5,807,000	5,807,000	505,134	220,988	196,906	4,883,972

* Project expenditures include, but are not limited to, construction costs, design costs, permitting costs, advertising costs during the planning and procurement phase, equipment, work orders, and Program Management fees.

This is a budget and expenditure activity report, and is not a construction status report.
The accompanying introduction and notes are an integral part of this report.



SMART Program Budget Activity Report

Financially Active Projects Detail Schedule

for Quarter Ended June 30, 2020



GOB Referendum Approved by Voters on 11/4/2014 - 67 Months Since Approval

School/ Project	Original Budget	Current Budget	Prior Years Expenditures	Commitments	Current Year Expenditures	Balance
Heron Heights Elementary School						
Building Envelope Improvements (Roof, Window, Ext Wall, etc.), Conversion of Existing Space to Music and/or Art Lab(s), HVAC Improvements, Music Room Renovations Project Number: P.002147	657,000	657,000	33,507	49,555	41,578	532,360
School Choice Enhancement Project Number: P.002379	100,000	100,000	-	21,450	45,410	33,140
Hollywood Central Elementary School						
Building Envelope Improvements (Roof, Window, Ext Wall, etc.), Electrical Improvements, HVAC Improvements, Safety / Security Upgrade Project Number: P.001983	4,817,000	8,658,350	468,617	96,991	363,351	7,729,391
Hollywood Hills Elementary School						
Building Envelope Improvements (Roof, Window, Ext Wall, etc.), Electrical Improvements, Fire Sprinklers, HVAC Improvements, Safety / Security Upgrade Project Number: P.001845	2,999,000	2,999,000	100,586	86,485	275,951	2,535,978
School Choice Enhancement Project Number: P.002456	100,000	100,000	-	41,036	47,822	11,142
Hollywood Hills High School						
Electrical Improvements, Fire Alarm, Fire Sprinklers, HVAC Improvements, Media Center improvements, Roof Replacement, Safety / Security Upgrade, STEM Lab improvements Project Number: P.001806	15,061,000	22,215,351	1,661,766	12,901,873	6,744,115	907,597

* Project expenditures include, but are not limited to, construction costs, design costs, permitting costs, advertising costs during the planning and procurement phase, equipment, work orders, and Program Management fees.

This is a budget and expenditure activity report, and is not a construction status report.
The accompanying introduction and notes are an integral part of this report.



SMART Program Budget Activity Report

Financially Active Projects Detail Schedule

for Quarter Ended June 30, 2020



GOB Referendum Approved by Voters on 11/4/2014 - 67 Months Since Approval

School/ Project	Original Budget	Current Budget	Prior Years Expenditures	Commitments	Current Year Expenditures	Balance
Hollywood Park Elementary School						
Building Envelope Improvements (Roof, Window, Ext Wall, etc.), Electrical Improvements, Fire Sprinklers, HVAC Improvements, Media Center improvements Project Number: P.001788	4,185,000	6,965,250	417,198	5,332,818	203,475	1,011,759
Horizon Elementary School						
Building Envelope Improvements (Roof, Window, Ext Wall, etc.), HVAC Improvements, Media Center improvements Project Number: P.002038	813,000	813,000	87,312	47,517	27,622	650,549
Hunt, James S. Elementary School						
Building Envelope Improvements (Roof, Window, Ext Wall, etc.), Fire Alarm, Fire Sprinklers, HVAC Improvements, Media Center improvements Project Number: P.002059	4,833,000	4,833,000	370,629	141,085	416,988	3,904,298
School Choice Enhancement Project Number: P.002380	100,000	100,000	2,926	3,413	90,838	2,823
Indian Ridge Middle School						
Art Room Renovation and Equipment, Building Envelope Improvements (Roof, Window, Ext Wall, etc.), Conversion of Existing Space to Music and/or Art Lab(s), HVAC Improvements, Music Room Renovation Project Number: P.001748	5,115,000	6,060,102	5,444,587	11,108	2,898	601,509

* Project expenditures include, but are not limited to, construction costs, design costs, permitting costs, advertising costs during the planning and procurement phase, equipment, work orders, and Program Management fees.

This is a budget and expenditure activity report, and is not a construction status report.
The accompanying introduction and notes are an integral part of this report.



SMART Program Budget Activity Report

Financially Active Projects Detail Schedule

for Quarter Ended June 30, 2020



GOB Referendum Approved by Voters on 11/4/2014 - 67 Months Since Approval

School/ Project	Original Budget	Current Budget	Prior Years Expenditures	Commitments	Current Year Expenditures	Balance
Indian Trace Elementary School						
Building Envelope Improvements (Roof, Window, Ext Wall, etc.), Fire Alarm, HVAC Improvements Project Number: P.001980	3,530,000	3,530,000	482,640	231,311	189,932	2,626,117
Lake Forest Elementary School						
Building Envelope Improvements (Roof, Window, Ext Wall, etc.), HVAC Improvements Project Number: P.001886	1,913,000	3,115,142	239,105	1,847,568	707,506	320,963
School Choice Enhancement Project Number: P.002217	100,000	100,000	83,381	182	3,200	13,237
Lakeside Elementary School						
Building Envelope Improvements (Roof, Window, Ext Wall, etc.), HVAC Improvements Project Number: P.002070	2,899,000	4,284,240	126,190	111,368	126,021	3,920,661
School Choice Enhancement Project Number: P.002450	100,000	100,000	-	38,021	47,447	14,532
Larkdale Elementary School						
Building Envelope Improvements (Roof, Window, Ext Wall, etc.), Fire Alarm, HVAC Improvements, Replacement of building 1 Project Number: P.002073	1,401,000	1,401,000	201,349	79,413	67,244	1,052,994
Lauderdale Lakes Middle School						
Fire Alarm, Fire Sprinklers, Media Center improvements, Roof repair, stucco and waterproof, interior repairs, HVAC - evaluation, test/balance and repair, etc. Project Number: P.001637	6,481,000	6,481,000	2,791,466	175,646	1,736,477	1,777,411

* Project expenditures include, but are not limited to, construction costs, design costs, permitting costs, advertising costs during the planning and procurement phase, equipment, work orders, and Program Management fees.

This is a budget and expenditure activity report, and is not a construction status report.
The accompanying introduction and notes are an integral part of this report.



SMART Program Budget Activity Report

Financially Active Projects Detail Schedule

for Quarter Ended June 30, 2020



GOB Referendum Approved by Voters on 11/4/2014 - 67 Months Since Approval

School/ Project	Original Budget	Current Budget	Prior Years Expenditures	Commitments	Current Year Expenditures	Balance
Lauderdale Lakes Middle School						
School Choice Enhancement Project Number: P.001966	100,000	100,000	29,070	29,901	36,427	4,602
Lauderdale Manors Early Learning and Resource Center						
Building Envelope Improvements (Roof, Window, Ext Wall, etc.), HVAC Improvements, Renovate Restroom Project Number: P.001635	2,974,056	6,950,500	425,619	82,363	174,925	6,267,593
Lauderhill 6-12 School						
Fire Alarm, Fire Sprinklers, HVAC Improvements, Media Center improvements, Roof repairs, new elevator, remodel mezzanine, covered walkway, gym lights Project Number: P.001801	6,005,000	6,005,000	503,497	127,868	240,175	5,133,460
School Choice Enhancement Project Number: P.002235	100,000	100,000	829	60,550	30,195	8,426
Lauderhill-Paul Turner Elementary School						
Building Envelope Improvements (Roof, Window, Ext Wall, etc.), Fire Sprinklers, HVAC Improvements Project Number: P.002066	2,295,000	2,295,000	152,476	72,605	91,863	1,978,056
Liberty Elementary School						
Conversion of Existing Space to Music and/or Art Lab(s), HVAC Improvements, Music Room Renovation, PE/Athletic Improvements Project Number: P.001999	377,000	465,093	35,237	334,244	26,409	69,203

* Project expenditures include, but are not limited to, construction costs, design costs, permitting costs, advertising costs during the planning and procurement phase, equipment, work orders, and Program Management fees.

This is a budget and expenditure activity report, and is not a construction status report.
The accompanying introduction and notes are an integral part of this report.



SMART Program Budget Activity Report

Financially Active Projects Detail Schedule

for Quarter Ended June 30, 2020



GOB Referendum Approved by Voters on 11/4/2014 - 67 Months Since Approval

School/ Project	Original Budget	Current Budget	Prior Years Expenditures	Commitments	Current Year Expenditures	Balance
Lloyd Estates Elementary School						
Building Envelope Improvements (Roof, Window, Ext Wall, etc.), Fire Alarm, Fire Sprinklers, HVAC Improvements, Media Center improvements Project Number: P.001824	2,252,000	2,252,000	304,759	43,017	2,880	1,901,344
Lyons Creek Middle School						
Art Room Renovation and Equipment, Building Envelope Improvements (Roof, Window, Ext Wall, etc.), Conversion of Existing Space to Music and/or Art Lab(s), HVAC Improvements, Music Room Renovation Project Number: P.002141	3,049,000	3,049,000	85	318,713	127,033	2,603,169
School Choice Enhancement Project Number: P.002344	100,000	100,000	-	53,000	39,650	7,350
Maplewood Elementary School						
ADA Restrooms & Fire Sprinkler and Restrooms, Building Envelope Improvements (Roof, Window, Ext Wall, etc.), Fire Alarm Project Number: P.001639	2,279,629	4,575,455	343,666	3,737,382	135,693	358,714
HVAC Improvements, Media Center improvements Project Number: P.001998	362,000	362,000	39,615	215,871	18,089	88,425
Margate Elementary School						
Building Envelope Improvements (Roof, Window, Ext Wall, etc.), Conversion of Existing Space to Music and/or Art Lab(s), Fire Sprinklers, HVAC Improvements, Music Room Renovation, Replacement of building 1 Project Number: P.001647	4,618,753	4,618,753	669,677	158,346	147,461	3,643,269

* Project expenditures include, but are not limited to, construction costs, design costs, permitting costs, advertising costs during the planning and procurement phase, equipment, work orders, and Program Management fees.

This is a budget and expenditure activity report, and is not a construction status report.
The accompanying introduction and notes are an integral part of this report.



SMART Program Budget Activity Report

Financially Active Projects Detail Schedule

for Quarter Ended June 30, 2020



GOB Referendum Approved by Voters on 11/4/2014 - 67 Months Since Approval

School/ Project	Original Budget	Current Budget	Prior Years Expenditures	Commitments	Current Year Expenditures	Balance
Margate Elementary School						
School Choice Enhancement Project Number: P.001698	100,000	100,000	61,906	-	-	38,094
Margate Middle School						
Art Room Renovation and Equipment, Building Envelope Improvements (Roof, Window, Ext Wall, etc.), Conversion of Existing Space to Music and/or Art Lab(s), Electrical Improvements, Fire Alarm, Fire Sprinklers, HVAC Improvements, Media Center improvements, Project Number: P.001836	8,869,000	8,869,000	903,705	274,407	396,454	7,294,434
School Choice Enhancement Project Number: P.002232	100,000	100,000	66,724	2,050	18,450	12,776
Markham, C. Robert Elementary School						
Building Envelope Improvements (Roof, Window, Ext Wall, etc.), Fire Alarm, Fire Sprinklers, HVAC Improvements, Replacement of building 1 Project Number: P.001920	9,159,000	9,159,000	1,248,057	274,044	154,603	7,482,296
McArthur High School						
Building Envelope Improvements (Roof, Window, Ext Wall, etc.), Electrical Improvements, Fire Sprinklers, HVAC Improvements, Media Center improvements, Replacement of building 1, Replacement of building 6, Safety / Security Upgrade, STEM Lab improvements Project Number: P.001954	16,702,000	15,811,496	877,521	744,366	705,273	13,484,336
School Choice Enhancement Project Number: P.002233	100,000	100,000	29,411	-	56,228	14,361

* Project expenditures include, but are not limited to, construction costs, design costs, permitting costs, advertising costs during the planning and procurement phase, equipment, work orders, and Program Management fees.

This is a budget and expenditure activity report, and is not a construction status report.
The accompanying introduction and notes are an integral part of this report.



SMART Program Budget Activity Report

Financially Active Projects Detail Schedule

for Quarter Ended June 30, 2020



GOB Referendum Approved by Voters on 11/4/2014 - 67 Months Since Approval

School/ Project	Original Budget	Current Budget	Prior Years Expenditures	Commitments	Current Year Expenditures	Balance
McFatter Technical College						
ADA Renovate Restroom, Building Envelope Improvements (Roof, Window, Ext Wall, etc.), Electrical Improvements, Fire Alarm, Fire Sprinklers, HVAC repairs to include buildings 1,2,4,5., Media Center improvements, Safety / Security Upgrade Project Number: P.001658	7,371,525	7,371,525	929,571	114,059	104,477	6,223,418
McFatter Technical, Broward Fire Academy						
Building Envelope Improvements (Roof, Window, Ext Wall, etc.), Fire Sprinklers Project Number: P.001965	256,000	614,512	34,897	10,335	14,807	554,473
McNab Elementary School						
Building Envelope Improvements (Roof, Window, Ext Wall, etc.), HVAC Improvements Project Number: P.001964	1,295,000	3,210,437	148,892	1,796,524	1,066,113	198,908
School Choice Enhancement Project Number: P.002140	100,000	100,000	-	100,000	-	-
Meadowbrook Elementary School						
Building Envelope Improvements (Roof, Window, Ext Wall, etc.), Electrical Improvements, Fire Sprinklers, HVAC Improvements Project Number: P.002083	1,061,000	1,061,000	98,623	58,601	61,972	841,804

* Project expenditures include, but are not limited to, construction costs, design costs, permitting costs, advertising costs during the planning and procurement phase, equipment, work orders, and Program Management fees.

This is a budget and expenditure activity report, and is not a construction status report. The accompanying introduction and notes are an integral part of this report.



SMART Program Budget Activity Report

Financially Active Projects Detail Schedule

for Quarter Ended June 30, 2020



GOB Referendum Approved by Voters on 11/4/2014 - 67 Months Since Approval

School/ Project	Original Budget	Current Budget	Prior Years Expenditures	Commitments	Current Year Expenditures	Balance
Millennium 6-12 Collegiate Academy						
Art Room Renovation and Equipment, Building Envelope Improvements (Roof, Window, Ext Wall, etc.), Conversion of Existing Space to Music and/or Art Lab(s), Fire Alarm, HVAC Improvements Project Number: P.002046	2,935,000	2,935,000	292,269	113,062	91,449	2,438,220
Miramar High School						
Building Envelope Improvements (Roof, Window, Ext Wall, etc.), Conversion of Existing Space to Music and/or Art Lab(s), Electrical Improvements, Fire Alarm, Fire Sprinklers, HVAC Improvements, Media Center improvements, Music Room Renovation, STEM Lab imp Project Number: P.002003	11,007,000	11,007,000	1,161,589	316,792	287,376	9,241,243
Mirror Lake Elementary School						
Building Envelope Improvements (Roof, Window, Ext Wall, etc.), Fire Sprinklers, HVAC Improvements, Media Center improvements Project Number: P.002011	1,720,000	3,833,400	189,007	968,959	2,542,111	133,323
Monarch High School						
Building Envelope Improvements (Roof, Window, Ext Wall, etc.), HVAC Improvements Project Number: P.002148	2,224,000	2,224,000	85	270,324	99,040	1,854,551
School Choice Enhancement Project Number: P.002458	100,000	100,000	-	9,599	89,838	563

* Project expenditures include, but are not limited to, construction costs, design costs, permitting costs, advertising costs during the planning and procurement phase, equipment, work orders, and Program Management fees.

This is a budget and expenditure activity report, and is not a construction status report.
The accompanying introduction and notes are an integral part of this report.



SMART Program Budget Activity Report

Financially Active Projects Detail Schedule

for Quarter Ended June 30, 2020



GOB Referendum Approved by Voters on 11/4/2014 - 67 Months Since Approval

School/ Project	Original Budget	Current Budget	Prior Years Expenditures	Commitments	Current Year Expenditures	Balance
Morrow Elementary School						
School Choice Enhancement Project Number: P.001925	100,000	100,000	78,821	-	-	21,179
ADA Stage Lift, Electrical Improvements, Fire Sprinkler Protection and Fire Alarm, HVAC Improvements, Media Center improvements Project Number: P.001996	2,386,623	1,917,583	343,909	362,871	940,437	270,366
New Renaissance Middle School						
Building Envelope Improvements (Roof, Window, Ext Wall, etc.), HVAC Improvements Project Number: P.002143	3,554,000	3,554,000	86	369,350	128,538	3,056,026
School Choice Enhancement Project Number: P.002365	100,000	100,000	-	800	17,216	81,984
New River Middle School						
Building Envelope Improvements (Roof, Window, Ext Wall, etc.), HVAC Improvements Project Number: P.001710	2,242,000	4,324,600	294,893	3,405,623	9,193	614,891
Nob Hill Elementary School						
Building Envelope Improvements (Roof, Window, Ext Wall, etc.), Electrical Improvements, Fire Alarm, Fire Sprinklers, HVAC Improvements, Media Center improvements Project Number: P.002112	1,859,000	1,859,000	134,384	41,467	72,837	1,610,312
Norcrest Elementary School						
Building Envelope Improvements (Roof, Window, Ext Wall, etc.), HVAC Improvements, Media Center improvements Project Number: P.001969	2,110,000	3,182,500	316,982	2,465,741	70,202	329,575

* Project expenditures include, but are not limited to, construction costs, design costs, permitting costs, advertising costs during the planning and procurement phase, equipment, work orders, and Program Management fees.

This is a budget and expenditure activity report, and is not a construction status report.
The accompanying introduction and notes are an integral part of this report.



SMART Program Budget Activity Report

Financially Active Projects Detail Schedule

for Quarter Ended June 30, 2020



GOB Referendum Approved by Voters on 11/4/2014 - 67 Months Since Approval

School/ Project	Original Budget	Current Budget	Prior Years Expenditures	Commitments	Current Year Expenditures	Balance
North Andrews Gardens Elementary School						
Building Envelope Improvements (Roof, Window, Ext Wall, etc.), Fire Sprinklers, HVAC Improvements Project Number: P.001890	2,278,000	2,278,000	104,601	56,810	236,192	1,880,397
School Choice Enhancement Project Number: P.002375	100,000	100,000	-	-	79,364	20,636
North Fork Elementary School						
Building Envelope Improvements (Roof, Window, Ext Wall, etc.), Fire Sprinklers, HVAC Improvements Project Number: P.001849	1,933,000	1,933,000	253,367	35,087	41,662	1,602,884
School Choice Enhancement Project Number: P.002204	100,000	100,000	53,858	20,016	14,430	11,696
North Lauderdale Elementary School						
Building Envelope Improvements (Roof, Window, Ext Wall, etc.), Fire Alarm, Fire Sprinklers, HVAC Improvements, Media Center improvements Project Number: P.001903	1,436,000	2,529,350	164,236	48,671	52,336	2,264,107
School Choice Enhancement Project Number: P.001907	100,000	100,000	69,426	4,998	-	25,576
North Side Elementary School						
Building Envelope Improvements (Roof, Window, Ext Wall, etc.), HVAC Improvements Project Number: P.001992	1,696,000	3,465,430	192,171	1,744,679	1,328,640	199,940

* Project expenditures include, but are not limited to, construction costs, design costs, permitting costs, advertising costs during the planning and procurement phase, equipment, work orders, and Program Management fees.

This is a budget and expenditure activity report, and is not a construction status report.
The accompanying introduction and notes are an integral part of this report.



SMART Program Budget Activity Report

Financially Active Projects Detail Schedule

for Quarter Ended June 30, 2020



GOB Referendum Approved by Voters on 11/4/2014 - 67 Months Since Approval

School/ Project	Original Budget	Current Budget	Prior Years Expenditures	Commitments	Current Year Expenditures	Balance
Northeast High School						
ADA renovations related to educational adequacy, Electrical Improvements, Fire Alarm, Fire Sprinklers, HVAC Improvements, Re-Roofing, Safety / Security Upgrade, STEM Lab improvements Project Number: P.001684	14,426,000	25,132,440	2,567,333	342,952	316,743	21,905,412
School Choice Enhancement Project Number: P.001758	100,000	100,000	91,421	836	-	7,743
Demolition to Building 8, 9, 10, 11 and 27, Renovations to Building 12 Locker Rooms, Building 7 A/C for PE Locker Rooms, 24-Classroom New Addition Project Number: P.002301	-	17,840,962	362,101	443,416	649,718	16,385,727
Nova Blanche Forman Elementary School						
Building Envelope Improvements (Roof, Window, Ext Wall, etc.), HVAC Improvements Project Number: P.002149	1,748,000	1,748,000	201,969	89,519	97,588	1,358,924
Nova Dwight D Eisenhower Elementary School						
Building Envelope Improvements (Roof, Window, Ext Wall, etc.), Fire Alarm, Electrical Improvements, Media Center Improvements Project Number: P.002145	1,031,000	1,031,000	54,390	51,857	67,627	857,126
School Choice Enhancement Project Number: P.002459	100,000	100,000	-	-	23,360	76,640

* Project expenditures include, but are not limited to, construction costs, design costs, permitting costs, advertising costs during the planning and procurement phase, equipment, work orders, and Program Management fees.

This is a budget and expenditure activity report, and is not a construction status report.
The accompanying introduction and notes are an integral part of this report.



SMART Program Budget Activity Report

Financially Active Projects Detail Schedule

for Quarter Ended June 30, 2020



GOB Referendum Approved by Voters on 11/4/2014 - 67 Months Since Approval

School/ Project	Original Budget	Current Budget	Prior Years Expenditures	Commitments	Current Year Expenditures	Balance
Nova High School						
Art Room Renovation and Equipment, Building Envelope Improvements (Roof, Window, Ext Wall, etc.), Electrical Improvements, Fire Alarm, HVAC Improvements, Media Center improvements, Music Room Renovation, Safety / Security Upgrade, STEM Lab improvements Project Number: P.001817	19,833,000	31,826,745	3,364,094	16,951,868	9,831,655	1,679,128
Nova Middle School						
Art Room Renovation and Equipment, Building Envelope Improvements (Roof, Window, Ext Wall, etc.), Conversion of Existing Space to Music and/or Art Lab(s), HVAC Improvements Project Number: P.001898	2,602,000	6,639,300	228,687	94,469	146,109	6,170,035
Oakland Park Elementary School						
Building Envelope Improvements (Roof, Window, Ext Wall, etc.), Electrical Improvements, Fire Alarm, HVAC Improvements Project Number: P.001895	3,061,000	5,762,330	345,173	4,571,313	173,839	672,005
School Choice Enhancement Project Number: P.002007	100,000	100,000	88,199	-	-	11,801
Oakridge Elementary School						
Building Envelope Improvements (Roof, Window, Ext Wall, etc.), Fire Alarm, HVAC Improvements, Media Center improvements, Replacement of building 2 Project Number: P.001712	3,606,000	5,079,860	441,219	2,823,409	1,265,941	549,291

* Project expenditures include, but are not limited to, construction costs, design costs, permitting costs, advertising costs during the planning and procurement phase, equipment, work orders, and Program Management fees.

This is a budget and expenditure activity report, and is not a construction status report.
The accompanying introduction and notes are an integral part of this report.



SMART Program Budget Activity Report

Financially Active Projects Detail Schedule

for Quarter Ended June 30, 2020



GOB Referendum Approved by Voters on 11/4/2014 - 67 Months Since Approval

School/ Project	Original Budget	Current Budget	Prior Years Expenditures	Commitments	Current Year Expenditures	Balance
Olsen Middle School						
Building Envelope Improvements (Roof, Window, Ext Wall, etc.), Electrical Improvements, Fire Sprinklers, HVAC Improvements, Media Center improvements, Safety / Security Upgrade Project Number: P.001955	7,073,000	7,073,000	688,967	146,020	102,258	6,135,755
Oriole Elementary School						
ADA Restrooms, Building Envelope Improvements (Roof, Window, Ext Wall, etc.), Fire Alarm, Fire Sprinklers, HVAC Improvements, Media Center improvements Project Number: P.001970	3,176,000	3,176,000	354,768	153,953	124,027	2,543,252
Palm Cove Elementary School						
School Choice Enhancement Project Number: P.002420	100,000	100,000	-	-	48,030	51,970
Palmview Elementary School						
Building Envelope Improvements (Roof, Window, Ext Wall, etc.), Fire Sprinklers, HVAC Improvements, Media Center improvements Project Number: P.002084	3,952,000	3,952,000	242,558	130,801	238,702	3,339,939
Panther Run Elementary School						
Building Envelope Improvements (Roof, Window, Ext Wall, etc.), HVAC Improvements Project Number: P.002069	1,434,000	3,562,970	120,630	71,133	35,212	3,335,995
School Choice Enhancement Project Number: P.002354	100,000	100,000	3,890	27,800	52,117	16,193

* Project expenditures include, but are not limited to, construction costs, design costs, permitting costs, advertising costs during the planning and procurement phase, equipment, work orders, and Program Management fees.

This is a budget and expenditure activity report, and is not a construction status report.
The accompanying introduction and notes are an integral part of this report.



SMART Program Budget Activity Report

Financially Active Projects Detail Schedule

for Quarter Ended June 30, 2020



GOB Referendum Approved by Voters on 11/4/2014 - 67 Months Since Approval

School/ Project	Original Budget	Current Budget	Prior Years Expenditures	Commitments	Current Year Expenditures	Balance
Park Lakes Elementary School						
Art Room Renovation and Equipment, Building Envelope Improvements (Roof, Window, Ext Wall, etc.), Conversion of Existing Space to Music and/or Art Lab(s), Fire Sprinklers, Music Room Renovation Project Number: P.001988	774,000	774,000	78,315	58,532	32,951	604,202
Park Ridge Elementary School						
Building Envelope Improvements (Roof, Window, Ext Wall, etc.), Fire Alarm, HVAC Improvements, Media Center improvements Project Number: P.001844	2,184,000	2,184,000	241,686	66,654	87,232	1,788,428
School Choice Enhancement Project Number: P.002455	100,000	100,000	-	79,299	-	20,701
Park Springs Elementary School						
Building Envelope Improvements (Roof, Window, Ext Wall, etc.), Conversion of Existing Space to Music and/or Art Lab(s), Fire Sprinklers and Fire Alarm, HVAC Improvements, Music Room Renovation Project Number: P.002062	5,021,000	5,021,000	292,074	205,813	270,428	4,252,685
Park Trails Elementary School						
Art Room Renovation and Equipment, Building Envelope Improvements (Roof, Window, Ext Wall, etc.), Conversion of Existing Space to Music and/or Art Lab(s), Fire Alarm, HVAC Improvements, Music Room Renovation Project Number: P.002116	2,314,000	2,314,000	112,608	116,205	83,496	2,001,691

* Project expenditures include, but are not limited to, construction costs, design costs, permitting costs, advertising costs during the planning and procurement phase, equipment, work orders, and Program Management fees.

This is a budget and expenditure activity report, and is not a construction status report.
The accompanying introduction and notes are an integral part of this report.



SMART Program Budget Activity Report

Financially Active Projects Detail Schedule

for Quarter Ended June 30, 2020



GOB Referendum Approved by Voters on 11/4/2014 - 67 Months Since Approval

School/ Project	Original Budget	Current Budget	Prior Years Expenditures	Commitments	Current Year Expenditures	Balance
Parkside Elementary School						
Building Envelope Improvements (Roof, Window, Ext Wall, etc.), HVAC Improvements Project Number: P.002082	846,000	846,000	95,155	37,223	31,926	681,696
Parkway Middle School						
Fire Sprinklers, HVAC Improvements, Media Center improvements Project Number: P.001807	3,166,640	3,166,640	299,162	28,652	125,474	2,713,352
Pasadena Lakes Elementary School						
Building Envelope Improvements (Roof, Window, Ext Wall, etc.), Fire Sprinklers, HVAC Improvements, Media Center improvements Project Number: P.001634	4,023,000	4,023,000	504,508	672,562	99,490	2,746,440
Pembroke Lakes Elementary School						
Building Envelope Improvements (Roof, Window, Ext Wall, etc.), Fire Alarm, HVAC Improvements, Media Center improvements Project Number: P.001842	2,554,000	2,554,000	284,896	45,671	77,148	2,146,285
Pembroke Pines Elementary School						
Building Envelope Improvements (Roof, Window, Ext Wall, etc.), Electrical Improvements, HVAC Improvements, Media Center improvements, Safety / Security Upgrade Project Number: P.001864	3,909,000	5,084,000	559,756	3,786,330	146,044	591,870

* Project expenditures include, but are not limited to, construction costs, design costs, permitting costs, advertising costs during the planning and procurement phase, equipment, work orders, and Program Management fees.

This is a budget and expenditure activity report, and is not a construction status report.
The accompanying introduction and notes are an integral part of this report.



SMART Program Budget Activity Report

Financially Active Projects Detail Schedule

for Quarter Ended June 30, 2020



GOB Referendum Approved by Voters on 11/4/2014 - 67 Months Since Approval

School/ Project	Original Budget	Current Budget	Prior Years Expenditures	Commitments	Current Year Expenditures	Balance
Perry, Annabel C. Elementary School						
Building Envelope Improvements (Roof, Window, Ext Wall, etc.), Electrical Improvements, Fire Alarm, Fire Sprinklers, HVAC Improvements Project Number: P.001728	3,065,000	5,015,037	1,320,880	131,828	3,102,564	459,765
Peters Elementary School						
Building Envelope Improvements (Roof, Window, Ext Wall, etc.), Fire Alarm, Fire Sprinklers, HVAC Improvements, Media Center improvements Project Number: P.002041	3,038,000	3,038,000	307,677	79,414	138,143	2,512,766
Pines Lakes Elementary School						
Building Envelope Improvements (Roof, Window, Ext Wall, etc.), Fire Sprinklers, HVAC Improvements, Media Center improvements Project Number: P.002004	1,483,000	1,483,000	155,179	103,431	54,146	1,170,244
School Choice Enhancement Project Number: P.002266	100,000	100,000	10,560	-	32,028	57,412
Pines Middle School						
Building Envelope Improvements (Roof, Window, Ext Wall, etc.), HVAC Improvements Project Number: P.002130	395,000	395,000	25,344	23,873	16,116	329,667
Pinewood Elementary School						
Building Envelope Improvements (Roof, Window, Ext Wall, etc.), Fire Sprinklers, HVAC Improvements, Media Center improvements Project Number: P.001949	1,908,000	4,306,000	288,887	499,797	1,483,813	2,033,503

* Project expenditures include, but are not limited to, construction costs, design costs, permitting costs, advertising costs during the planning and procurement phase, equipment, work orders, and Program Management fees.

This is a budget and expenditure activity report, and is not a construction status report.
The accompanying introduction and notes are an integral part of this report.



SMART Program Budget Activity Report

Financially Active Projects Detail Schedule

for Quarter Ended June 30, 2020



GOB Referendum Approved by Voters on 11/4/2014 - 67 Months Since Approval

School/ Project	Original Budget	Current Budget	Prior Years Expenditures	Commitments	Current Year Expenditures	Balance
Pioneer Middle School						
Building Envelope Improvements (Roof, Window, Ext Wall, etc.), Fire Sprinkler Protection. Upgrade lighting to T8 and Emergency Lighting, HVAC Improvements, Media Center improvements, Safety / Security Upgrade Project Number: P.001793	8,298,000	11,765,193	959,868	3,096,425	6,596,039	1,112,861
Piper High School						
Building Envelope Improvements (Roof, Window, Ext Wall, etc.), Electrical Improvements, Fire Sprinklers, HVAC Improvements, Media Center improvements, Safety / Security Upgrade, STEM Lab improvements Project Number: P.001744	14,921,000	20,491,400	2,389,244	14,611,969	1,167,022	2,323,165
Plantation High School						
Building Envelope Improvements (Roof, Window, Ext Wall, etc.), Fire Sprinklers, HVAC Improvements, Media Center improvements, Replace Building 2, Safety / Security Upgrade, STEM Lab improvements Project Number: P.001916	14,949,000	14,949,000	1,166,873	472,794	286,092	13,023,241
Plantation Middle School						
Building Envelope Improvements (Roof, Window, Ext Wall, etc.), Electrical Improvements, Fire Sprinklers, HVAC Improvements, Media Center improvements Project Number: P.001729	3,448,000	6,636,300	499,584	44,305	20,595	6,071,816

* Project expenditures include, but are not limited to, construction costs, design costs, permitting costs, advertising costs during the planning and procurement phase, equipment, work orders, and Program Management fees.

This is a budget and expenditure activity report, and is not a construction status report.
The accompanying introduction and notes are an integral part of this report.



SMART Program Budget Activity Report

Financially Active Projects Detail Schedule

for Quarter Ended June 30, 2020



GOB Referendum Approved by Voters on 11/4/2014 - 67 Months Since Approval

School/ Project	Original Budget	Current Budget	Prior Years Expenditures	Commitments	Current Year Expenditures	Balance
Plantation Park Elementary School						
Building Envelope Improvements (Roof, Window, Ext Wall, etc.), Fire Alarm, HVAC Improvements, Media Center improvements Project Number: P.002136	1,983,000	1,983,000	100,019	93,815	71,554	1,717,612
School Choice Enhancement Project Number: P.002377	100,000	100,000	-	27,800	25,238	46,962
Pompano Beach Elementary School						
Building Envelope Improvements (Roof, Window, Ext Wall, etc.), Electrical Improvements, Fire Alarm, Fire Sprinklers, HVAC Improvements, Replacement of building 3 Project Number: P.001713	5,224,000	6,614,551	1,628,012	454,464	3,820,494	711,581
Pompano Beach High School						
Art Room Renovation and Equipment, Building Envelope Improvements (Roof, Window, Ext Wall, etc.), Conversion of Existing Space to Music and/or Art Lab(s), Fire Sprinklers, HVAC Improvements Project Number: P.002091	2,644,000	2,644,000	67,479	138,121	211,686	2,226,714
School Choice Enhancement Project Number: P.002367	100,000	100,000	-	67,000	19,014	13,986

* Project expenditures include, but are not limited to, construction costs, design costs, permitting costs, advertising costs during the planning and procurement phase, equipment, work orders, and Program Management fees.

This is a budget and expenditure activity report, and is not a construction status report.
The accompanying introduction and notes are an integral part of this report.



SMART Program Budget Activity Report

Financially Active Projects Detail Schedule

for Quarter Ended June 30, 2020



GOB Referendum Approved by Voters on 11/4/2014 - 67 Months Since Approval

School/ Project	Original Budget	Current Budget	Prior Years Expenditures	Commitments	Current Year Expenditures	Balance
Pompano Beach Middle School						
Building Envelope Improvements (Roof, Window, Ext Wall, etc.), Fire Alarm, Fire Sprinklers, HVAC Improvements, Install new SBS Modified roof and accessories to replace roofing existing on Buildings 1, 2, 3, 5 and 8 including canopies, etc., Media Center i Project Number: P.001721	8,084,000	12,871,180	1,143,524	5,221,738	5,346,444	1,159,474
Quiet Waters Elementary School						
Art Room Renovation and Equipment, Building Envelope Improvements (Roof, Window, Ext Wall, etc.), Conversion of Existing Space to Music and/or Art Lab(s), Fire Sprinklers, HVAC Improvements, Music Room Renovation Project Number: P.001754	4,621,000	6,197,000	909,477	2,490,886	2,173,319	623,318
School Choice Enhancement Project Number: P.002229	100,000	100,000	57,196	22,236	11,712	8,856
Ramblewood Elementary School						
Building Envelope Improvements (Roof, Window, Ext Wall, etc.), Fire Sprinklers, HVAC Improvements, Media Center improvements, PE/Athletic Improvements Project Number: P.001725	2,860,000	4,213,158	435,706	2,480,052	1,024,013	273,387
School Choice Enhancement Project Number: P.002168	100,000	100,000	13,300	18,200	60,999	7,501

* Project expenditures include, but are not limited to, construction costs, design costs, permitting costs, advertising costs during the planning and procurement phase, equipment, work orders, and Program Management fees.

This is a budget and expenditure activity report, and is not a construction status report.
The accompanying introduction and notes are an integral part of this report.



SMART Program Budget Activity Report

Financially Active Projects Detail Schedule

for Quarter Ended June 30, 2020



GOB Referendum Approved by Voters on 11/4/2014 - 67 Months Since Approval

School/ Project	Original Budget	Current Budget	Prior Years Expenditures	Commitments	Current Year Expenditures	Balance
Ramblewood Middle School						
Building Envelope Improvements (Roof, Window, Ext Wall, etc.), Electrical Improvements, Fire Sprinklers, HVAC Improvements, Media Center improvements, Safety / Security Upgrade Project Number: P.001867	4,544,000	6,878,241	493,462	5,357,194	155,110	872,475
Rickards, James S. Middle School						
Building Envelope Improvements (Roof, Window, Ext Wall, etc.), Electrical Improvements, Fire Alarm, Fire Sprinklers, HVAC Improvements, Media Center improvements, Safety / Security Upgrade Project Number: P.001743	5,242,000	10,691,080	1,127,583	6,171,951	2,611,265	780,281
Riverglades Elementary School						
Building Envelope Improvements (Roof, Window, Ext Wall, etc.), Fire Alarm, Fire Sprinklers, HVAC Improvements Project Number: P.001866	2,670,000	3,118,177	298,262	2,308,268	115,587	396,060
Riverland Elementary School						
Building Envelope Improvements (Roof, Window, Ext Wall, etc.), HVAC Improvements Project Number: P.001987	1,506,000	4,057,192	159,155	2,411,078	1,074,187	412,772
School Choice Enhancement Project Number: P.002372	100,000	100,000	-	27,800	50,342	21,858

* Project expenditures include, but are not limited to, construction costs, design costs, permitting costs, advertising costs during the planning and procurement phase, equipment, work orders, and Program Management fees.

This is a budget and expenditure activity report, and is not a construction status report.
The accompanying introduction and notes are an integral part of this report.



SMART Program Budget Activity Report

Financially Active Projects Detail Schedule

for Quarter Ended June 30, 2020



GOB Referendum Approved by Voters on 11/4/2014 - 67 Months Since Approval

School/ Project	Original Budget	Current Budget	Prior Years Expenditures	Commitments	Current Year Expenditures	Balance
Riverside Elementary School						
Building Envelope Improvements (Roof, Window, Ext Wall, etc.), Fire Alarm, Fire Sprinklers, HVAC Improvements, Media Center improvements Project Number: P.002039	1,500,000	1,500,000	131,391	128,745	96,793	1,143,071
School Choice Enhancement Project Number: P.002369	100,000	100,000	-	-	12,036	87,964
Rock Island Elementary School						
Building Envelope Improvements (Roof, Window, Ext Wall, etc.), HVAC Improvements Project Number: P.001950	1,234,000	2,306,944	199,855	674,886	1,101,193	331,010
Royal Palm Elementary School						
Building Envelope Improvements (Roof, Window, Ext Wall, etc.), Fire Alarm, Fire Sprinklers, HVAC Improvements, Media Center improvements Project Number: P.001896	3,633,000	7,908,900	407,375	6,471,535	152,889	877,101
Sanders Park Elementary School						
Building Envelope Improvements (Roof, Window, Ext Wall, etc.), Fire Alarm, Fire Sprinklers, HVAC Improvements, Media Center improvements Project Number: P.002132	4,773,000	4,773,000	213,692	159,290	205,895	4,194,123
Sandpiper Elementary School						
Fire Alarm, HVAC Improvements Project Number: P.001924	469,000	921,942	91,225	408,706	418,799	3,212

* Project expenditures include, but are not limited to, construction costs, design costs, permitting costs, advertising costs during the planning and procurement phase, equipment, work orders, and Program Management fees.

This is a budget and expenditure activity report, and is not a construction status report.
The accompanying introduction and notes are an integral part of this report.



SMART Program Budget Activity Report

Financially Active Projects Detail Schedule

for Quarter Ended June 30, 2020



GOB Referendum Approved by Voters on 11/4/2014 - 67 Months Since Approval

School/ Project	Original Budget	Current Budget	Prior Years Expenditures	Commitments	Current Year Expenditures	Balance
Sawgrass Elementary School						
Building Envelope Improvements (Roof, Window, Ext Wall, etc.), Electrical Improvements, Fire Alarm, Fire Sprinklers, HVAC Improvements Project Number: P.002127	2,646,000	2,646,000	65,143	102,484	194,787	2,283,586
Sawgrass Springs Middle School						
ADA Restroom, Building Envelope Improvements (Roof, Window, Ext Wall, etc.), Fire Alarm, Fire Sprinklers, HVAC Improvements Project Number: P.001841	6,556,975	6,556,975	1,045,138	120,559	226,368	5,164,910
Sea Castle Elementary School						
ADA Stage Lift, Building Envelope Improvements (Roof, Window, Ext Wall, etc.), Fire Alarm, HVAC Improvements Project Number: P.001632	2,810,975	4,319,154	759,864	2,482,380	629,338	447,572
Seagull Alternative High School						
Building Envelope Improvements (Roof, Window, Ext Wall, etc.), Fire Alarm, Fire Sprinklers, HVAC Improvements Project Number: P.001951	1,324,000	2,455,082	213,457	1,478,378	416,057	347,190
Seminole Middle School						
Building Envelope Improvements (Roof, Window, Ext Wall, etc.), Fire Alarm, Fire Sprinklers, HVAC Improvements, Media Center improvements Project Number: P.002047	4,619,000	4,619,000	386,580	127,671	206,522	3,898,227

* Project expenditures include, but are not limited to, construction costs, design costs, permitting costs, advertising costs during the planning and procurement phase, equipment, work orders, and Program Management fees.

This is a budget and expenditure activity report, and is not a construction status report.
The accompanying introduction and notes are an integral part of this report.



SMART Program Budget Activity Report

Financially Active Projects Detail Schedule

for Quarter Ended June 30, 2020



GOB Referendum Approved by Voters on 11/4/2014 - 67 Months Since Approval

School/ Project	Original Budget	Current Budget	Prior Years Expenditures	Commitments	Current Year Expenditures	Balance
Sheridan Hills Elementary School						
Building Envelope Improvements (Roof, Window, Ext Wall, etc.), Electrical Improvements, Fire Alarm, Fire Sprinklers, HVAC Improvements, Media Center improvements, Safety / Security Upgrade, Safety / Ventilation Project Number: P.001636	3,291,764	3,291,764	533,098	75,901	77,495	2,605,270
Sheridan Park Elementary School						
Building Envelope Improvements (Roof, Window, Ext Wall, etc.), Electrical Improvements, Fire Alarm, HVAC Improvements, Media Center improvements, Safety / Security Upgrade Project Number: P.002071	3,115,000	3,115,000	178,589	151,470	123,511	2,661,430
Sheridan Technical Center						
Building Envelope Improvements (Roof, Window, Ext Wall, etc.), Electrical Improvements, Fire Alarm, Fire Sprinklers, HVAC Improvements, Media Center improvements Project Number: P.002060	7,770,000	7,770,000	369,945	321,407	726,575	6,352,073
Sheridan Technical High School						
Building Envelope Improvements (Roof, Window, Ext Wall, etc.), HVAC Improvements Project Number: P.002128	2,070,000	2,070,000	-	205,000	35,532	1,829,468
Silver Lakes Elementary School						
Building Envelope Improvements (Roof, Window, Ext Wall, etc.), HVAC Improvements Project Number: P.002009	744,000	2,249,741	103,519	28,641	1,909,322	208,259

* Project expenditures include, but are not limited to, construction costs, design costs, permitting costs, advertising costs during the planning and procurement phase, equipment, work orders, and Program Management fees.

This is a budget and expenditure activity report, and is not a construction status report. The accompanying introduction and notes are an integral part of this report.



SMART Program Budget Activity Report

Financially Active Projects Detail Schedule

for Quarter Ended June 30, 2020



GOB Referendum Approved by Voters on 11/4/2014 - 67 Months Since Approval

School/ Project	Original Budget	Current Budget	Prior Years Expenditures	Commitments	Current Year Expenditures	Balance
Silver Lakes Middle School						
Building Envelope Improvements (Roof, Window, Ext Wall, etc.), Fire Sprinklers, Media Center improvements Project Number: P.002144	2,150,000	2,150,000	85	275,478	93,082	1,781,355
Silver Palms Elementary School						
Building Envelope Improvements (Roof, Window, Ext Wall, etc.), PE/Athletic Improvements Project Number: P.002146	1,343,000	1,343,000	76,649	66,772	55,333	1,144,246
School Choice Enhancement Project Number: P.002376	100,000	100,000	-	46,650	-	53,350
Silver Ridge Elementary School						
Building Envelope Improvements (Roof, Window, Ext Wall, etc.), HVAC Improvements Project Number: P.001984	1,958,000	3,032,700	187,840	791,848	1,827,581	225,431
Silver Trail Middle School						
HVAC Improvements, Re-roofing of existing Buildings #1 and #2 etc. Project Number: P.001406	5,027,000	6,203,150	1,640,069	1,470,606	2,956,231	136,244
South Broward High School						
ADA renovations related to educational adequacy, Building Envelope Improvements (Roof, Window, Ext Wall, etc.), Electrical Improvements, Fire Sprinklers, HVAC Improvements, Safety / Security Upgrade, STEM Lab improvements Project Number: P.001838	5,952,000	5,952,000	881,236	189,596	335,305	4,545,863

* Project expenditures include, but are not limited to, construction costs, design costs, permitting costs, advertising costs during the planning and procurement phase, equipment, work orders, and Program Management fees.

This is a budget and expenditure activity report, and is not a construction status report.
The accompanying introduction and notes are an integral part of this report.



SMART Program Budget Activity Report

Financially Active Projects Detail Schedule

for Quarter Ended June 30, 2020



GOB Referendum Approved by Voters on 11/4/2014 - 67 Months Since Approval

School/ Project	Original Budget	Current Budget	Prior Years Expenditures	Commitments	Current Year Expenditures	Balance
South Plantation High School						
Building Envelope Improvements (Roof, Window, Ext Wall, etc.), Electrical Improvements, Fire Sprinklers, HVAC Improvements, Media Center improvements, STEM Lab improvements Project Number: P.002090	4,397,000	4,397,000	229,183	198,628	339,149	3,630,040
Stephen Foster Elementary School						
Building Envelope Improvements (Roof, Window, Ext Wall, etc.), Fire Alarm, HVAC Improvements, Media Center improvements Project Number: P.002067	2,339,000	2,339,000	122,430	111,070	85,899	2,019,601
School Choice Enhancement Project Number: P.002391	100,000	100,000	-	6,110	75,735	18,155
Stirling Elementary School						
Building Envelope Improvements (Roof, Window, Ext Wall, etc.), HVAC Improvements Project Number: P.001905	2,221,000	4,376,295	230,615	3,522,250	245,462	377,968
Stoneman Douglas High School						
Art Room Renovation and Equipment, Building Envelope Improvements (Roof, Window, Ext Wall, etc.), HVAC Improvements, Install Fire Alarm, Music Room Renovation Project Number: P.000817	10,107,805	10,107,805	737,143	316,707	474,833	8,579,122

* Project expenditures include, but are not limited to, construction costs, design costs, permitting costs, advertising costs during the planning and procurement phase, equipment, work orders, and Program Management fees.

This is a budget and expenditure activity report, and is not a construction status report.
The accompanying introduction and notes are an integral part of this report.



SMART Program Budget Activity Report

Financially Active Projects Detail Schedule

for Quarter Ended June 30, 2020



GOB Referendum Approved by Voters on 11/4/2014 - 67 Months Since Approval

School/ Project	Original Budget	Current Budget	Prior Years Expenditures	Commitments	Current Year Expenditures	Balance
Stranahan High School						
Electrical Improvements, Fire Alarm, Fire Sprinklers, HVAC Improvements, Media Center improvements, Replace non ADA compliant concrete ramps and install aluminum canopies, Roof and loggias replacement, STEM Lab improvements Project Number: P.001683	16,726,000	29,031,577	5,404,340	13,955,175	6,582,536	3,089,526
School Choice Enhancement Project Number: P.001700	100,000	100,000	85,752	-	8,598	5,650
Sunland Park Academy						
Building Envelope Improvements (Roof, Window, Ext Wall, etc.), Fire Alarm Project Number: P.001939	498,000	1,379,100	71,093	198,145	950,108	159,754
Sunrise Middle School						
Building Envelope Improvements (Roof, Window, Ext Wall, etc.), Electrical Improvements, Fire Sprinklers, HVAC Improvements, Safety / Security Upgrade Project Number: P.001819	2,706,000	6,656,050	338,244	4,801,531	944,059	572,216
Sunset Lakes Elementary School						
Building Envelope Improvements (Roof, Window, Ext Wall, etc.), HVAC Improvements Project Number: P.001971	1,211,000	2,991,500	143,998	318,873	2,219,703	308,926
Sunshine Elementary School						
Building Envelope Improvements (Roof, Window, Ext Wall, etc.), Fire Alarm, Fire Sprinklers, HVAC Improvements Project Number: P.002079	1,166,000	1,166,000	108,010	78,216	71,451	908,323

* Project expenditures include, but are not limited to, construction costs, design costs, permitting costs, advertising costs during the planning and procurement phase, equipment, work orders, and Program Management fees.

This is a budget and expenditure activity report, and is not a construction status report.
The accompanying introduction and notes are an integral part of this report.



SMART Program Budget Activity Report

Financially Active Projects Detail Schedule

for Quarter Ended June 30, 2020



GOB Referendum Approved by Voters on 11/4/2014 - 67 Months Since Approval

School/ Project	Original Budget	Current Budget	Prior Years Expenditures	Commitments	Current Year Expenditures	Balance
Sunshine Elementary School						
School Choice Enhancement Project Number: P.002370	100,000	100,000	-	-	78,391	21,609
Tamarac Elementary School						
Building Envelope Improvements (Roof, Window, Ext Wall, etc.), Fire Sprinklers, HVAC Improvements Project Number: P.001724	3,191,000	2,463,657	534,193	654,007	963,642	311,815
Taravella, J.P. High School						
Building Envelope Improvements (Roof, Window, Ext Wall, etc.), Fire Sprinklers, HVAC Improvements, Media Center improvements, Safety / Security Upgrade, STEM Lab improvements Project Number: P.001942	10,990,000	10,990,000	1,033,699	218,792	364,961	9,372,548
School Choice Enhancement Project Number: P.002237	100,000	100,000	83,153	-	6,274	10,573
Technology and Support Services Center (TSSC)						
Technology and Support Services Infrastructure Project Number: 985885005	11,000,000	11,000,000	9,831,536	274,351	280,126	613,987
Tedder Elementary School						
Building Envelope Improvements (Roof, Window, Ext Wall, etc.), Fire Alarm, Fire Sprinklers, HVAC Improvements, PE/Athletic Improvements Project Number: P.001808	3,188,000	4,215,616	418,515	50,330	17,820	3,728,951

* Project expenditures include, but are not limited to, construction costs, design costs, permitting costs, advertising costs during the planning and procurement phase, equipment, work orders, and Program Management fees.

This is a budget and expenditure activity report, and is not a construction status report.
The accompanying introduction and notes are an integral part of this report.



SMART Program Budget Activity Report

Financially Active Projects Detail Schedule

for Quarter Ended June 30, 2020



GOB Referendum Approved by Voters on 11/4/2014 - 67 Months Since Approval

School/ Project	Original Budget	Current Budget	Prior Years Expenditures	Commitments	Current Year Expenditures	Balance
Tequesta Trace Middle School						
Building Envelope Improvements (Roof, Window, Ext Wall, etc.), Electrical Improvements, Fire Alarm, Fire Sprinklers, HVAC Improvements Project Number: P.002042	3,291,000	3,291,000	209,616	199,400	251,518	2,630,466
The Quest Center						
Electrical Improvements, Fire Alarm, HVAC Improvements, Safety / Security Upgrade Project Number: P.001892	1,688,000	1,688,000	320,442	203,460	1,098,902	65,196
School Choice Enhancement Project Number: P.001908	100,000	100,000	83,884	-	116	16,000
Thurgood Marshall Elementary School						
ADA Restrooms, Building Envelope Improvements (Roof, Window, Ext Wall, etc.), HVAC Improvements Project Number: P.001674	1,999,736	1,999,736	178,507	72,550	88,592	1,660,087
Tradewinds Elementary School						
Building Envelope Improvements (Roof, Window, Ext Wall, etc.), Conversion of Existing Space to Music and/or Art Lab(s), HVAC Improvements, Music Room Renovation, PE/Athletic Improvements Project Number: P.002129	1,711,000	1,711,000	85,950	93,807	61,738	1,469,505
School Choice Enhancement Project Number: P.002390	100,000	100,000	-	89,829	4,168	6,003

* Project expenditures include, but are not limited to, construction costs, design costs, permitting costs, advertising costs during the planning and procurement phase, equipment, work orders, and Program Management fees.

This is a budget and expenditure activity report, and is not a construction status report.
The accompanying introduction and notes are an integral part of this report.



SMART Program Budget Activity Report

Financially Active Projects Detail Schedule

for Quarter Ended June 30, 2020



GOB Referendum Approved by Voters on 11/4/2014 - 67 Months Since Approval

School/ Project	Original Budget	Current Budget	Prior Years Expenditures	Commitments	Current Year Expenditures	Balance
Tropical Elementary School						
Building Envelope Improvements (Roof, Window, Ext Wall, etc.), Conversion of Existing Space to Music and/or Art Lab(s), Fire Alarm, Fire Sprinklers, HVAC Improvements, Media Center improvements Project Number: P.001904	912,000	912,000	97,449	30,209	40,896	743,446
Village Elementary School						
Fire Alarm, Fire Sprinklers, HVAC Improvements, Media Center improvements Project Number: P.001952	1,003,000	1,003,000	152,599	20,684	3,950	825,767
Walker Elementary School						
Building Envelope Improvements (Roof, Window, Ext Wall, etc.), Fire Alarm, HVAC Improvements Project Number: P.001938	1,591,000	3,428,090	221,619	2,429,621	467,643	309,207
Watkins Elementary School						
Building Envelope Improvements (Roof, Window, Ext Wall, etc.), Fire Sprinklers Project Number: P.002074	921,000	921,000	98,572	54,460	36,812	731,156
School Choice Enhancement Project Number: P.002411	100,000	100,000	-	38,800	14,579	46,621
Welleby Elementary School						
Building Envelope Improvements (Roof, Window, Ext Wall, etc.), Electrical Improvements, Fire Alarm, Fire Sprinklers, HVAC Improvements Project Number: P.002114	2,775,000	2,775,000	105,856	92,960	167,562	2,408,622
School Choice Enhancement Project Number: P.002421	100,000	100,000	-	-	79,786	20,214

* Project expenditures include, but are not limited to, construction costs, design costs, permitting costs, advertising costs during the planning and procurement phase, equipment, work orders, and Program Management fees.

This is a budget and expenditure activity report, and is not a construction status report.
The accompanying introduction and notes are an integral part of this report.



SMART Program Budget Activity Report

Financially Active Projects Detail Schedule

for Quarter Ended June 30, 2020



GOB Referendum Approved by Voters on 11/4/2014 - 67 Months Since Approval

School/ Project	Original Budget	Current Budget	Prior Years Expenditures	Commitments	Current Year Expenditures	Balance
West Broward High School						
HVAC Improvements Project Number: P.002087	438,000	438,000	-	48,725	15,805	373,470
West Hollywood Elementary School						
Building Envelope Improvements (Roof, Window, Ext Wall, etc.), Fire Alarm, HVAC Improvements Project Number: P.001794	2,679,000	3,910,160	363,615	564,313	2,627,955	354,277
Westchester Elementary School						
School Choice Enhancement Project Number: P.001705	100,000	100,000	33,688	-	47,310	19,002
ADA Restrooms, Replace Fire Alarm, Drainage Improvements, Building Envelope Improvements (Roof, Window, Ext Wall, etc.), Electrical Improvements, Fire Sprinklers, HVAC Improvements, Media Center improvements Project Number: P.001823	3,545,142	2,998,000	545,236	1,949,997	45,119	457,648
Western High School						
Building Envelope Improvements (Roof, Window, Ext Wall, etc.), Electrical Improvements, HVAC Improvements, Media Center improvements, Safety / Security Upgrade, STEM Lab improvements Project Number: P.001967	4,226,000	4,226,000	395,621	179,890	1,352,649	2,297,840
Westglades Middle School						
Building Envelope Improvements (Roof, Window, Ext Wall, etc.) Project Number: P.002131	2,837,000	2,837,000	104,802	128,504	142,626	2,461,068

* Project expenditures include, but are not limited to, construction costs, design costs, permitting costs, advertising costs during the planning and procurement phase, equipment, work orders, and Program Management fees.

This is a budget and expenditure activity report, and is not a construction status report.
The accompanying introduction and notes are an integral part of this report.



SMART Program Budget Activity Report

Financially Active Projects Detail Schedule

for Quarter Ended June 30, 2020



GOB Referendum Approved by Voters on 11/4/2014 - 67 Months Since Approval

School/ Project	Original Budget	Current Budget	Prior Years Expenditures	Commitments	Current Year Expenditures	Balance
Westpine Middle School						
Building Envelope Improvements (Roof, Window, Ext Wall, etc.), Fire Sprinklers, HVAC Improvements Project Number: P.002043	2,285,000	4,615,500	240,272	74,434	66,648	4,234,146
Westwood Heights Elementary School						
Building Envelope Improvements (Roof, Window, Ext Wall, etc.), HVAC Improvements, Media Center improvements Project Number: P.001993	1,720,000	4,237,269	267,081	227,979	3,575,455	166,754
Whiddon-Rogers Education Center						
Building Envelope Improvements (Roof, Window, Ext Wall, etc.), Fire Alarm, HVAC Improvements, Media Center improvements, Replacement of building 10, Replacement of building 11, Replacement of building 12, Replacement of building 13 Project Number: P.001711	5,326,000	5,326,000	723,842	96,785	21,927	4,483,446
Whispering Pines Education Center						
School Choice - SMART Project Number: 175285008	100,000	100,000	85,037	-	-	14,963
Building Envelope Improvements (Roof, Window, Ext Wall, etc.), Fire Alarm, Fire Sprinklers, HVAC Improvements Project Number: P.002089	2,100,000	2,100,000	133,318	112,992	99,907	1,753,783
Wilton Manors Elementary School						
Building Envelope Improvements (Roof, Window, Ext Wall, etc.), Fire Alarm, HVAC Improvements Project Number: P.001917	3,438,000	3,438,000	319,613	78,728	432,074	2,607,585

* Project expenditures include, but are not limited to, construction costs, design costs, permitting costs, advertising costs during the planning and procurement phase, equipment, work orders, and Program Management fees.

This is a budget and expenditure activity report, and is not a construction status report.
The accompanying introduction and notes are an integral part of this report.



SMART Program Budget Activity Report

Financially Active Projects Detail Schedule

for Quarter Ended June 30, 2020



GOB Referendum Approved by Voters on 11/4/2014 - 67 Months Since Approval

School/ Project	Original Budget	Current Budget	Prior Years Expenditures	Commitments	Current Year Expenditures	Balance
Wilton Manors Elementary School						
School Choice Enhancement Project Number: P.002451	100,000	100,000	-	49,666	12,218	38,116
Wingate Oaks Center						
Building Envelope Improvements (Roof, Window, Ext Wall, etc.), Fire Alarm, Media Center improvements, Replacement of HVAC equipment in buildings 1,2,4,5. Project Number: P.001741	2,558,000	2,558,000	526,363	46,798	12,486	1,972,353
School Choice Enhancement Project Number: P.001929	100,000	100,000	65,624	69	-	34,307
Winston Park Elementary School						
Art Room Renovation and Equipment, Building Envelope Improvements (Roof, Window, Ext Wall, etc.), Conversion of Existing Space to Music and/or Art Lab(s), Fire Sprinklers, HVAC Improvements, Music Room Renovation Project Number: P.001981	2,681,000	2,344,600	463,440	104,688	104,162	1,672,310
Young, Virginia Shuman Elementary School						
Building Envelope Improvements (Roof, Window, Ext Wall, etc.), Fire Alarm, HVAC Improvements Project Number: P.002000	1,724,000	4,628,230	203,308	64,467	44,506	4,315,949
Young, Walter C. Middle School						
Building Envelope Improvements (Roof, Window, Ext Wall, etc.), HVAC Improvements, Media Center improvements, Replacement of building 1 Project Number: P.002010	9,213,000	9,213,000	965,285	331,882	341,825	7,574,008

* Project expenditures include, but are not limited to, construction costs, design costs, permitting costs, advertising costs during the planning and procurement phase, equipment, work orders, and Program Management fees.

This is a budget and expenditure activity report, and is not a construction status report. The accompanying introduction and notes are an integral part of this report.



SMART Program Budget Activity Report

Financially Active Projects Detail Schedule

for Quarter Ended June 30, 2020



GOB Referendum Approved by Voters on 11/4/2014 - 67 Months Since Approval

	Original Budget	Current Budget	Prior Years Expenditures	Commitments	Current Year Expenditures	Balance
Projects Totals	\$825,548,157	\$1,089,698,969	\$121,084,206	\$269,481,588	\$155,680,797	\$543,452,378
(Less) DEFP	\$16,710,105	\$16,710,105	\$1,830,349	\$3,990,794	\$2,160,954	\$8,728,008
SMART	\$808,838,052	\$1,072,988,864	\$119,253,857	\$265,490,794	\$153,519,843	\$534,724,370

* Project expenditures include, but are not limited to, construction costs, design costs, permitting costs, advertising costs during the planning and procurement phase, equipment, work orders, and Program Management fees.

This is a budget and expenditure activity report, and is not a construction status report.
The accompanying introduction and notes are an integral part of this report.



SMART Program Budget Activity Report

Art Kilns Replacement Sub-Report

for Quarter Ended June 30, 2020

GOB Referendum Approved by Voters on 11/4/2014 - 67 Months Since Approval

School	Current Budget	Prior Year Expenditures	Current Year Commitments	Current Year Expenditures	Balance
District Wide (Applied Learning)	392,000				
Apollo Middle School		5,726	-	-	
Atlantic West Elementary School		2,863	-	-	
Bethune, Mary M. Elementary School		5,726	-	-	
Broadview Elementary School		2,863	-	-	
Broward Estates Elementary School		-	-	2,856	
Challenger Elementary School		-	-	2,863	
Coconut Palm Elementary School		2,958	-	63	
Cooper City High School		2,863	-	-	
Coral Glades High School		5,726	-	-	
Coral Springs Pre-K - 8		2,863	-	-	
Coral Springs High School		-	5,712	-	
Coral Springs Middle School		5,712	-	-	
Country Isles Elementary School		-	-	2,856	
Croissant Park Elementary School		-	-	2,856	
Crystal Lake Middle School		5,712	-	-	
Cypress Bay High School		5,726	-	-	
Cypress Elementary School		2,863	-	-	
Dania Elementary School		-	-	2,856	
Deerfield Beach High School		5,726	-	-	
Deerfield Beach Middle School		5,726	-	-	
Deerfield Park Elementary School		-	5,712	-	
Dillard 6-12 School		2,863	-	-	
Discovery Elementary School		-	2,863	156	
Drew, Charles Elementary School		-	-	2,863	
Everglades High School		-	-	5,712	
Flamingo Elementary School		2,863	-	-	
Flanagan, Charles W. High School		-	-	5,712	
Floranada Elementary School		-	-	2,856	
Forest Glen Middle School		2,863	-	-	
Fort Lauderdale High School		-	-	2,856	

SMART Program Budget Activity Report

Art Kilns Replacement Sub-Report

for Quarter Ended June 30, 2020

GOB Referendum Approved by Voters on 11/4/2014 - 67 Months Since Approval

School	Current Budget	Prior Year Expenditures	Current Year Commitments	Current Year Expenditures	Balance
Gator Run Elementary School		2,863	-	-	
Glades Middle School		-	-	5,712	
Gulfstream Academy of Hallandale Beach K-8 (Hallandale Elementary School)		5,726	-	-	
Harbordale Elementary School		-	-	2,856	
Hollywood Hills High School		-	-	5,712	
Horizon Elementary School		2,863	-	-	
Indian Ridge Middle School		-	-	2,856	
Indian Trace Elementary School		3,430	-	-	
Lake Forest Elementary School		-	-	2,856	
Lakeside Elementary School		2,863	-	-	
Larkdale Elementary School		2,863	-	-	
Liberty Elementary School		2,863	-	-	
Manatee Bay Elementary School		-	2,856	-	
Maplewood Elementary School		2,864	-	-	
McArthur High School		2,863	-	-	
McNab Elementary School		2,863	-	-	
Miramar Elementary School		2,863	-	-	
Miramar High School		5,726	-	-	
Monarch High School		5,726	-	-	
New Renaissance Middle School		-	-	5,712	
Norcrest Elementary School		2,863	-	100	
North Andrews Gardens Elementary School		2,863	-	2,856	
Northeast High School		-	-	2,856	
Nova Blanche Forman Elementary School		2,863	-	-	
Nova Dwight D Eisenhower Elementary School		3,210	-	63	
Nova High School		-	-	5,712	
Nova Middle School		5,726	-	-	

SMART Program Budget Activity Report

Art Kilns Replacement Sub-Report

for Quarter Ended June 30, 2020

GOB Referendum Approved by Voters on 11/4/2014 - 67 Months Since Approval

School District	Current Budget	Prior Year Expenditures	Commitments	Current Year Expenditures	Balance
Park Springs Elementary School		2,863	-	-	
Park Trails Elementary School		2,863	-	-	
Parkway Middle School Pembroke		2,863	-	-	
Lakes Elementary School Pembroke		2,863	-	-	
Pines Elementary School Peters		-	-	2,856	
Elementary School Pioneer Middle School		-	-	2,856	
Piper High School		8,589	2,856	-	
Plantation Elementary School		2,863	-	-	
Plantation High School		5,726	-	-	
Plantation Middle School Pompano		2,863	-	-	
Beach Elementary School Pompano		-	-	2,856	
Beach High School Quiet Waters		5,726	-	-	
Elementary School Ramblewood		2,863	-	-	
Elementary School Ramblewood		2,863	-	-	
Middle School Rickards, James S.		-	5,712	-	
Middle School Riverglades		5,726	-	-	
Elementary School Rock Island		2,863	-	-	
Elementary School Royal Palm		3,167	-	195	
Elementary School Sandpiper		2,993	-	-	
Elementary School Seminole		2,863	-	-	
Middle School Sheridan Park		-	-	5,712	
Elementary School Silver Shores		2,863	-	-	
Elementary School South Broward		2,863	-	-	
High School		-	-	5,712	
South Plantation High School		5,726	2,863	-	
Stephen Foster Elementary School		2,863	-	-	
Stirling Elementary School		2,863	-	-	
Stoneman Douglas High School		2,863	2,856	-	
Stranahan High School		-	5,712	-	
Sunshine Elementary School		2,863	-	-	

SMART Program Budget Activity Report

Art Kilns Replacement Sub-Report

for Quarter Ended June 30, 2020

GOB Referendum Approved by Voters on 11/4/2014 - 67 Months Since Approval

School	Current Budget	Prior Year Expenditures	Commitments	Current Year Expenditures	Balance
Taravella, J.P. High School		2,863	-	-	
Tequesta Trace Middle School		5,726	-	-	
Tradewinds Elementary School		-	-	2,856	
Village Elementary School		2,863	-	-	
Walker Elementary School		-	-	5,712	
Welleby Elementary School		-	-	2,856	
West Broward High School		-	2,856	-	
Westglades Middle School		5,726	-	-	
Whispering Pines Education Center		2,863	-	-	
Young, Virginia Shuman Elementary School		2,863	-	-	
Totals	392,000	241,908	39,998	109,119	975

SMART Program Budget Activity Report

Drama/Theater Sub-Report

for Quarter Ended June 30, 2020

GOB Referendum Approved by Voters on 11/4/2014 - 67 Months Since Approval

School	Current Budget	Prior Year Expenditures	Current Year Commitments	Current Year Expenditures	Balance
District Wide (Applied Learning)	1,300,000				
Apollo Middle School		-	14,000	-	
Bethune, Mary M. Elementary School		6,854	-	-	
Cooper City High School		10,940	-	-	
Coral Glades High School		41,884	-	-	
Coral Springs High School		36,212	6,919	-	
Coral Springs Middle School		6,518	-	-	
Cypress Bay High School		14,250	-	26,724	
Deerfield Beach High School		13,983	-	-	
Dillard 6-12 School		41,441	-	-	
Everglades High School		-	41,876	-	
Falcon Cove Middle School		13,818	-	-	
Flanagan, Charles W. High School		-	40,209	-	
Fort Lauderdale High School		30,958	-	-	
Hallandale High School		37,463	-	6,502	
Hollywood Hills High School		27,985	-	-	
McArthur High School		-	31,586	9,754	
Miramar High School		-	3,011	36,004	
Monarch High School		20,350	-	-	
New Renaissance Middle School		9,958	-	-	
North Andrews Gardens Elementary School		6,994	-	-	
Nova High School		40,286	-	-	
Parkway Middle School		14,000	-	-	
Piper High School		-	-	41,820	
Plantation High School		-	-	40,485	
Pompano Beach High School		13,977	-	-	
Ramblewood Middle School		7,895	-	6,100	
Sawgrass Springs Middle School		-	7,000	-	
Seminole Middle School		5,281	-	7,386	
Silver Lakes Middle School		6,992	-	-	
South Broward High School		41,961	-	-	
South Plantation High School		-	-	41,955	
Stoneman Douglas High School		29,740	1,649	12,298	
Sunrise Middle School		-	14,000	-	
Taravella, J.P. High School		41,972	-	-	
Tequesta Trace Middle School		-	-	9,075	
Walker Elementary School		-	7,000	-	
West Broward High School		13,999	-	-	
Western High School		43,321	-	-	
Westglades Middle School		13,999	-	-	
	1,300,000	593,031	167,250	238,103	301,616

SMART Program Budget Activity Report

Completed and Meets Standard Projects Summary Schedule for Quarter Ended June 30, 2020



GOB Referendum Approved by Voters on 11/4/2014 - 67 Months Since Approval

GOB	Original Budget	Current Budget	Prior Years Expenditures	Commitments	Current Year Expenditures	Balance
Safety	\$ 15,380,592	\$ 17,349,691	\$ 9,577,167	\$ 453,636	\$ 1,661,742	\$ 5,657,146
Music & Art	540,000	540,000	513,766	2,851	2,276	21,107
Athletics	7,198,000	7,198,000	6,259,490	135,536	46,651	756,323
Renovation	32,286,000	32,286,000	21,312,052	865,373	7,679,033	2,429,542
Technology	27,489,000	25,825,538	25,825,538	-	-	-
GOB Total	\$ 82,893,592	\$ 83,199,229	\$ 63,488,013	\$ 1,457,396	\$ 9,389,702	\$ 8,864,118

Non-GOB	Original Budget	Current Budget	Prior Years Expenditures	Commitments	Current Year Expenditures	Balance
Safety	\$ 89,025	\$ 2,156,262	\$ 1,435,600	\$ 3,072	\$ 141,119	\$ 576,471
Music & Art	19,843,000	18,593,000	17,309,376	372,066	614,603	296,955
Athletics	121,000	201,000	171,830	-	-	29,170
Renovation	29,128,867	37,151,435	26,702,464	962,836	5,338,745	4,147,390
Technology	42,343,000	37,900,084	37,898,472	-	-	1,612
Non-GOB Total	\$ 91,524,892	\$ 96,001,781	\$ 83,517,742	\$ 1,337,974	\$ 6,094,467	\$ 5,051,598
Total	\$ 174,418,484	\$ 179,201,010	\$ 147,005,755	\$ 2,795,370	\$ 15,484,169	\$ 13,915,716

Note: When the Facilities Department partially accelerates a phase of a larger project, the project will not be shown as completed in the Budget Activity Report until the entire project is completed. These are noted as partially accelerated for early completion in the School Spotlights.

* Project expenditures include, but are not limited to, construction costs, design costs, permitting costs, advertising costs during the planning and procurement phase, equipment, work orders, and Program Management fees.

There may be some additional financial activity on these projects as the final payments are made and all of the purchase orders are closed-out. When the projects are closed-out remaining balances (savings) are reported to the School Board and returned to the Capital Reserve.

This is a budget and expenditure activity report, and is not a construction status report. The accompanying introduction and notes are an integral part of this budget activity report.



SMART Program Budget Activity Report

Completed and Meets Standard Projects Detail Schedule for Quarter Ended June 30, 2020



GOB Referendum Approved by Voters on 11/4/2014 - 67 Months Since Approval

School/ Project	Original Budget	Current Budget	Prior Years Expenditures	Commitments	Current Year Expenditures	Balance
Anderson, Boyd H. High School						
Additional Computers to Close Gap Project Number: 174185002	236,000	235,956	235,956	-	-	-
Wireless Network Upgrade and CAT 6 Data Port Upgrade Project Number: 174185003	160,000	131,873	131,873	-	-	-
Music Instruments Project Number: 174185009	300,000	300,000	299,970	-	-	30
Renovation of the existing Media Center including select demolition, removal of existing interior stair, new interior Project Number: P.001360	2,018,340	2,018,340	1,473,079	3,933	-	541,328
Weight Room Renovation Project Number: P.002024	121,000	121,000	120,691	-	-	309
School Choice Enhancement Project Number: P.002176	100,000	100,000	100,000	-	-	-
Apollo Middle School						
Technology Infrastructure Upgrade Project Number: 179185001	13,000	12,997	12,997	-	-	-
Additional Computers to Close Gap Project Number: 179185002	104,000	103,985	103,985	-	-	-
Wireless Network Upgrade and CAT 6 Data Port Upgrade Project Number: 179185003	131,000	91,526	91,526	-	-	-
Music Instruments Project Number: 179185009	100,000	100,000	99,938	-	55	7

* Project expenditures include, but are not limited to, construction costs, design costs, permitting costs, advertising costs during the planning and procurement phase, equipment, work orders, and Program Management fees.

There may be some additional financial activity on these projects as the final payments are made and all of the purchase orders are closed-out. When the projects are closed-out remaining balances (savings) are reported to the School Board and returned to the Capital Reserve.

This is a budget and expenditure activity report, and is not a construction status report. The accompanying introduction and notes are an integral part of this budget activity report.



SMART Program Budget Activity Report

Completed and Meets Standard Projects Detail Schedule for Quarter Ended June 30, 2020



GOB Referendum Approved by Voters on 11/4/2014 - 67 Months Since Approval

School/ Project	Original Budget	Current Budget	Prior Years Expenditures	Commitments	Current Year Expenditures	Balance
Apollo Middle School						
Track Resurfacing Project Number: P.002053	70,000	70,000	47,970	-	-	22,030
Atlantic Technical College						
Technology Infrastructure Upgrade Project Number: 222185001	483,000	483,000	483,000	-	-	-
Wireless Network Upgrade and CAT 6 Data Port Upgrade Project Number: 222185003	179,000	172,804	172,804	-	-	-
School Choice Enhancement Project Number: P.001789	100,000	100,000	99,996	-	-	4
Atlantic Technical, Arthur Ashe, Jr Campus						
Wireless Network Upgrade and CAT 6 Data Port Upgrade Project Number: 470285003	100,000	100,000	100,000	-	-	-
School Choice Enhancement Project Number: P.001693	100,000	100,000	99,827	-	-	173
Atlantic West Elementary School						
Additional Computers to Close Gap Project Number: 251185002	146,000	145,987	145,987	-	-	-
Wireless Network Upgrade and CAT 6 Data Port Upgrade Project Number: 251185003	105,000	63,207	63,207	-	-	-
Music Instruments Project Number: 251185009	50,000	50,000	12,374	1,191	36,420	15
School Choice Enhancement Project Number: P.002104	100,000	100,000	72,211	-	27,789	-

* Project expenditures include, but are not limited to, construction costs, design costs, permitting costs, advertising costs during the planning and procurement phase, equipment, work orders, and Program Management fees.

There may be some additional financial activity on these projects as the final payments are made and all of the purchase orders are closed-out. When the projects are closed-out remaining balances (savings) are reported to the School Board and returned to the Capital Reserve.

This is a budget and expenditure activity report, and is not a construction status report. The accompanying introduction and notes are an integral part of this budget activity report.



SMART Program Budget Activity Report

Completed and Meets Standard Projects Detail Schedule for Quarter Ended June 30, 2020



GOB Referendum Approved by Voters on 11/4/2014 - 67 Months Since Approval

School/ Project	Original Budget	Current Budget	Prior Years Expenditures	Commitments	Current Year Expenditures	Balance
Attucks Middle School						
Additional Computers to Close Gap Project Number: 034385002	82,000	81,910	81,910	-	-	-
Wireless Network Upgrade and CAT 6 Data Port Upgrade Project Number: 034385003	121,000	105,710	105,710	-	-	-
Music Instruments Project Number: 034385009	100,000	100,000	99,970	-	-	30
School Choice Enhancement Project Number: P.001709	100,000	100,000	99,980	-	-	20
Bair Middle School						
Additional Computers to Close Gap Project Number: 261185002	134,000	133,949	133,949	-	-	-
Wireless Network Upgrade and CAT 6 Data Port Upgrade Project Number: 261185003	147,000	108,330	108,330	-	-	-
Music Instruments Project Number: 261185009	100,000	100,000	99,997	-	-	3
School Choice Enhancement Project Number: P.002228	100,000	100,000	99,955	-	-	45
Banyan Elementary School						
Technology Infrastructure Upgrade Project Number: 200185001	18,000	17,996	17,996	-	-	-
Additional Computers to Close Gap Project Number: 200185002	155,000	154,942	154,942	-	-	-

* Project expenditures include, but are not limited to, construction costs, design costs, permitting costs, advertising costs during the planning and procurement phase, equipment, work orders, and Program Management fees.

There may be some additional financial activity on these projects as the final payments are made and all of the purchase orders are closed-out. When the projects are closed-out remaining balances (savings) are reported to the School Board and returned to the Capital Reserve.

This is a budget and expenditure activity report, and is not a construction status report. The accompanying introduction and notes are an integral part of this budget activity report.



SMART Program Budget Activity Report

Completed and Meets Standard Projects Detail Schedule for Quarter Ended June 30, 2020



GOB Referendum Approved by Voters on 11/4/2014 - 67 Months Since Approval

School/ Project	Original Budget	Current Budget	Prior Years Expenditures	Commitments	Current Year Expenditures	Balance
Banyan Elementary School						
Wireless Network Upgrade and CAT 6 Data Port Upgrade Project Number: 200185003	94,000	66,154	66,154	-	-	-
Music Instruments Project Number: 200185009	50,000	50,000	43,162	-	6,836	2
Bayview Elementary School						
Technology Infrastructure Upgrade Project Number: 064185001	65,000	64,997	64,997	-	-	-
Additional Computers to Close Gap Project Number: 064185002	92,000	91,988	91,988	-	-	-
Wireless Network Upgrade and CAT 6 Data Port Upgrade Project Number: 064185003	24,000	23,550	23,550	-	-	-
Music Instruments Project Number: 064185009	50,000	50,000	45,877	2,420	16	1,687
School Choice Enhancement Project Number: P.002172	100,000	100,000	96,458	-	3,542	-
Beachside Montessori Village						
Technology Infrastructure Upgrade Project Number: 204185001	4,000	3,998	3,998	-	-	-
Additional Computers to Close Gap Project Number: 204185002	210,000	209,806	209,806	-	-	-
Wireless Network Upgrade and CAT 6 Data Port Upgrade Project Number: 204185003	27,000	26,998	26,998	-	-	-

* Project expenditures include, but are not limited to, construction costs, design costs, permitting costs, advertising costs during the planning and procurement phase, equipment, work orders, and Program Management fees.

There may be some additional financial activity on these projects as the final payments are made and all of the purchase orders are closed-out. When the projects are closed-out remaining balances (savings) are reported to the School Board and returned to the Capital Reserve.

This is a budget and expenditure activity report, and is not a construction status report. The accompanying introduction and notes are an integral part of this budget activity report.



SMART Program Budget Activity Report

Completed and Meets Standard Projects Detail Schedule for Quarter Ended June 30, 2020



GOB Referendum Approved by Voters on 11/4/2014 - 67 Months Since Approval

School/ Project	Original Budget	Current Budget	Prior Years Expenditures	Commitments	Current Year Expenditures	Balance
Beachside Montessori Village						
Music Instruments Project Number: 204185009	100,000	100,000	81,957	17,725	-	318
School Choice Enhancement Project Number: P.001742	100,000	100,000	99,969	10	-	21
Ben Gamla						
Charter School Technology Project Number: 541085004	178,028	177,958	177,958	-	-	-
Ben Gamla Charter School North Broward						
Charter School Technology Project Number: 500185004	22,778	22,773	22,773	-	-	-
Ben Gamla Charter School South Broward						
Charter School Technology Project Number: 539285004	114,789	114,781	114,781	-	-	-
Bennett Elementary School						
Additional Computers to Close Gap Project Number: 020185002	79,000	78,569	78,569	-	-	-
Wireless Network Upgrade and CAT 6 Data Port Upgrade Project Number: 020185003	76,000	46,163	46,163	-	-	-
Bethune, Mary M. Elementary School						
Technology Infrastructure Upgrade Project Number: 034185001	21,000	9,007	9,007	-	-	-
Additional Computers to Close Gap Project Number: 034185002	185,000	184,978	184,978	-	-	-

* Project expenditures include, but are not limited to, construction costs, design costs, permitting costs, advertising costs during the planning and procurement phase, equipment, work orders, and Program Management fees.

There may be some additional financial activity on these projects as the final payments are made and all of the purchase orders are closed-out. When the projects are closed-out remaining balances (savings) are reported to the School Board and returned to the Capital Reserve.

This is a budget and expenditure activity report, and is not a construction status report. The accompanying introduction and notes are an integral part of this budget activity report.



SMART Program Budget Activity Report

Completed and Meets Standard Projects Detail Schedule for Quarter Ended June 30, 2020



GOB Referendum Approved by Voters on 11/4/2014 - 67 Months Since Approval

School/ Project	Original Budget	Current Budget	Prior Years Expenditures	Commitments	Current Year Expenditures	Balance
Bethune, Mary M. Elementary School						
Wireless Network Upgrade and CAT 6 Data Port Upgrade Project Number: 034185003	114,000	54,825	54,825	-	-	-
Music Instruments Project Number: 034185009	50,000	50,000	49,999	-	-	1
Boulevard Heights Elementary School						
Additional Computers to Close Gap Project Number: 097185002	53,000	52,814	52,814	-	-	-
Wireless Network Upgrade and CAT 6 Data Port Upgrade Project Number: 097185003	77,000	56,961	56,961	-	-	-
Music Instruments Project Number: 097185009	50,000	50,000	-	38,274	11,726	-
Bright Horizons Center						
Additional Computers to Close Gap Project Number: 087185002	31,000	30,974	30,974	-	-	-
Wireless Network Upgrade and CAT 6 Data Port Upgrade Project Number: 087185003	57,000	49,290	49,290	-	-	-
Music Instruments Project Number: 087185009	50,000	-	-	-	-	-
Broadview Elementary School						
Technology Infrastructure Upgrade Project Number: 081185001	113,000	75,855	75,855	-	-	-
Additional Computers to Close Gap Project Number: 081185002	222,000	221,815	221,815	-	-	-

* Project expenditures include, but are not limited to, construction costs, design costs, permitting costs, advertising costs during the planning and procurement phase, equipment, work orders, and Program Management fees.

There may be some additional financial activity on these projects as the final payments are made and all of the purchase orders are closed-out. When the projects are closed-out remaining balances (savings) are reported to the School Board and returned to the Capital Reserve.

This is a budget and expenditure activity report, and is not a construction status report. The accompanying introduction and notes are an integral part of this budget activity report.



SMART Program Budget Activity Report

Completed and Meets Standard Projects Detail Schedule for Quarter Ended June 30, 2020



GOB Referendum Approved by Voters on 11/4/2014 - 67 Months Since Approval

School/ Project	Original Budget	Current Budget	Prior Years Expenditures	Commitments	Current Year Expenditures	Balance
Broadview Elementary School						
Wireless Network Upgrade and CAT 6 Data Port Upgrade Project Number: 081185003	111,000	65,815	65,815	-	-	-
Music Instruments Project Number: 081185009	50,000	50,000	43,676	-	-	6,324
School Choice Enhancement Project Number: P.001893	100,000	100,000	30,713	-	69,287	-
Broward Community Charter West						
Charter School Technology Project Number: 540385004	95,008	94,687	94,687	-	-	-
Broward Estates Elementary School						
Technology Infrastructure Upgrade Project Number: 050185001	9,000	6,447	6,447	-	-	-
Additional Computers to Close Gap Project Number: 050185002	50,000	49,976	49,976	-	-	-
Wireless Network Upgrade and CAT 6 Data Port Upgrade Project Number: 050185003	44,000	33,403	33,403	-	-	-
Castle Hill Annex						
School Choice Enhancement Project Number: P.002356	100,000	100,000	1,254	-	98,744	2
Castle Hill Elementary School						
Technology Infrastructure Upgrade Project Number: 146185001	17,000	12,257	12,257	-	-	-

* Project expenditures include, but are not limited to, construction costs, design costs, permitting costs, advertising costs during the planning and procurement phase, equipment, work orders, and Program Management fees.

There may be some additional financial activity on these projects as the final payments are made and all of the purchase orders are closed-out. When the projects are closed-out remaining balances (savings) are reported to the School Board and returned to the Capital Reserve.

This is a budget and expenditure activity report, and is not a construction status report. The accompanying introduction and notes are an integral part of this budget activity report.



SMART Program Budget Activity Report

Completed and Meets Standard Projects Detail Schedule for Quarter Ended June 30, 2020



GOB Referendum Approved by Voters on 11/4/2014 - 67 Months Since Approval

School/ Project	Original Budget	Current Budget	Prior Years Expenditures	Commitments	Current Year Expenditures	Balance
Castle Hill Elementary School						
Additional Computers to Close Gap Project Number: 146185002	171,000	170,681	170,681	-	-	-
Wireless Network Upgrade and CAT 6 Data Port Upgrade Project Number: 146185003	45,000	25,422	25,422	-	-	-
Music Instruments Project Number: 146185009	50,000	50,000	49,514	-	-	486
School Choice Enhancement Project Number: P.001910	100,000	100,000	98,402	-	874	724
Central Charter School						
Charter School Technology Project Number: 504185004	360,851	360,831	360,831	-	-	-
Central Park Elementary School						
Technology Infrastructure Upgrade Project Number: 264185001	164,000	107,802	107,802	-	-	-
Additional Computers to Close Gap Project Number: 264185002	139,000	138,964	138,964	-	-	-
Wireless Network Upgrade and CAT 6 Data Port Upgrade Project Number: 264185003	113,000	65,315	65,315	-	-	-
Music Instruments Project Number: 264185009	50,000	50,000	49,960	-	-	40
Challenger Elementary School						
Additional Computers to Close Gap Project Number: 377185002	223,000	222,929	222,929	-	-	-

* Project expenditures include, but are not limited to, construction costs, design costs, permitting costs, advertising costs during the planning and procurement phase, equipment, work orders, and Program Management fees.

There may be some additional financial activity on these projects as the final payments are made and all of the purchase orders are closed-out. When the projects are closed-out remaining balances (savings) are reported to the School Board and returned to the Capital Reserve.

This is a budget and expenditure activity report, and is not a construction status report. The accompanying introduction and notes are an integral part of this budget activity report.



SMART Program Budget Activity Report

Completed and Meets Standard Projects Detail Schedule for Quarter Ended June 30, 2020



GOB Referendum Approved by Voters on 11/4/2014 - 67 Months Since Approval

School/ Project	Original Budget	Current Budget	Prior Years Expenditures	Commitments	Current Year Expenditures	Balance
Challenger Elementary School						
Wireless Network Upgrade and CAT 6 Data Port Upgrade Project Number: 377185003	113,000	71,936	71,936	-	-	-
Music Instruments Project Number: 377185009	50,000	50,000	37,015	12,556	428	1
Championship Academy of Distinction at Davie						
Charter School Technology Project Number: 542285004	183,722	183,714	183,714	-	-	-
Championship Academy of Distinction at Hollywood						
Charter School Technology Project Number: 536185004	120,783	120,774	120,774	-	-	-
Chapel Trail Elementary School						
Technology Infrastructure Upgrade Project Number: 296185001	108,000	69,855	69,855	-	-	-
Additional Computers to Close Gap Project Number: 296185002	207,000	206,828	206,828	-	-	-
Wireless Network Upgrade and CAT 6 Data Port Upgrade Project Number: 296185003	131,000	69,630	69,630	-	-	-
Music Instruments Project Number: 296185009	50,000	50,000	47,393	1,023	-	1,584
School Choice Enhancement Project Number: P.001853	100,000	100,000	63,984	5,419	30,597	-

* Project expenditures include, but are not limited to, construction costs, design costs, permitting costs, advertising costs during the planning and procurement phase, equipment, work orders, and Program Management fees.

There may be some additional financial activity on these projects as the final payments are made and all of the purchase orders are closed-out. When the projects are closed-out remaining balances (savings) are reported to the School Board and returned to the Capital Reserve.

This is a budget and expenditure activity report, and is not a construction status report. The accompanying introduction and notes are an integral part of this budget activity report.



SMART Program Budget Activity Report

Completed and Meets Standard Projects Detail Schedule for Quarter Ended June 30, 2020



GOB Referendum Approved by Voters on 11/4/2014 - 67 Months Since Approval

School/ Project	Original Budget	Current Budget	Prior Years Expenditures	Commitments	Current Year Expenditures	Balance
Charter School of Excellence						
Charter School Technology Project Number: 503185004	83,020	83,015	83,015	-	-	-
Charter School of Excellence at Davie						
Charter School Technology Project Number: 527185004	65,337	65,333	65,333	-	-	-
Charter School of Excellence at Davie 2						
Charter School Technology Project Number: 502685004	6,893	6,886	6,886	-	-	-
Charter School of Excellence Fort Lauderdale 2						
Charter School Technology Project Number: 539485004	7,792	7,788	7,788	-	-	-
Charter School of Excellence Tamarac 1 Campus						
Charter School Technology Project Number: 520185004	127,377	127,368	127,368	-	-	-
Charter School of Excellence Tamarac 2 Campus						
Charter School Technology Project Number: 529185004	6,893	6,884	6,884	-	-	-
City of Coral Springs						
Charter School Technology Project Number: 509185004	498,418	498,414	498,414	-	-	-
City of Pembroke Pines East						
Charter School Technology Project Number: 505185004	576,942	576,879	576,879	-	-	-

* Project expenditures include, but are not limited to, construction costs, design costs, permitting costs, advertising costs during the planning and procurement phase, equipment, work orders, and Program Management fees.

There may be some additional financial activity on these projects as the final payments are made and all of the purchase orders are closed-out. When the projects are closed-out remaining balances (savings) are reported to the School Board and returned to the Capital Reserve.

This is a budget and expenditure activity report, and is not a construction status report. The accompanying introduction and notes are an integral part of this budget activity report.



SMART Program Budget Activity Report

Completed and Meets Standard Projects Detail Schedule for Quarter Ended June 30, 2020



GOB Referendum Approved by Voters on 11/4/2014 - 67 Months Since Approval

School/ Project	Original Budget	Current Budget	Prior Years Expenditures	Commitments	Current Year Expenditures	Balance
City of Pembroke Pines High						
Charter School Technology Project Number: 512185004	606,313	606,295	606,295	-	-	-
City of Pembroke Pines Middle West						
Charter School Technology Project Number: 508185004	395,018	394,999	394,999	-	-	-
Coconut Creek Elementary School						
Technology Infrastructure Upgrade Project Number: 142185001	17,000	16,965	16,965	-	-	-
Additional Computers to Close Gap Project Number: 142185002	158,000	157,958	157,958	-	-	-
Wireless Network Upgrade and CAT 6 Data Port Upgrade Project Number: 142185003	84,000	77,554	77,554	-	-	-
Music Instruments Project Number: 142185009	50,000	50,000	49,924	-	23	53
Building Envelope Improvements (Roof, Window, Ext Wall, etc.), Fire Alarm, Fire Sprinklers, Media Center improvements, Replace existing classroom unit ventilators (approximately 43 classrooms) with new unit ventilators, duct and diffusers, etc. Project Number: P.001413	4,527,618	5,044,761	4,473,444	16,440	187,899	366,978
School Choice Enhancement Project Number: P.001720	100,000	100,000	99,671	-	327	2

* Project expenditures include, but are not limited to, construction costs, design costs, permitting costs, advertising costs during the planning and procurement phase, equipment, work orders, and Program Management fees.

There may be some additional financial activity on these projects as the final payments are made and all of the purchase orders are closed-out. When the projects are closed-out remaining balances (savings) are reported to the School Board and returned to the Capital Reserve.

This is a budget and expenditure activity report, and is not a construction status report. The accompanying introduction and notes are an integral part of this budget activity report.



SMART Program Budget Activity Report

Completed and Meets Standard Projects Detail Schedule for Quarter Ended June 30, 2020



GOB Referendum Approved by Voters on 11/4/2014 - 67 Months Since Approval

School/ Project	Original Budget	Current Budget	Prior Years Expenditures	Commitments	Current Year Expenditures	Balance
Coconut Creek High School						
Technology Infrastructure Upgrade Project Number: 168185001	26,000	16,306	16,306	-	-	-
Additional Computers to Close Gap Project Number: 168185002	288,000	287,849	287,849	-	-	-
Wireless Network Upgrade and CAT 6 Data Port Upgrade Project Number: 168185003	233,000	118,258	118,258	-	-	-
Music Instruments Project Number: 168185009	300,000	300,000	297,277	-	2,718	5
Weight Room Renovation Project Number: P.002019	121,000	121,000	120,606	-	-	394
School Choice Enhancement Project Number: P.002174	100,000	100,000	94,780	450	4,770	-
Coconut Palm Elementary School						
Technology Infrastructure Upgrade Project Number: 374185001	145,000	80,568	80,568	-	-	-
Additional Computers to Close Gap Project Number: 374185002	192,000	191,953	191,953	-	-	-
Wireless Network Upgrade and CAT 6 Data Port Upgrade Project Number: 374185003	56,000	-	-	-	-	-
Music Instruments Project Number: 374185009	50,000	50,000	49,915	-	-	85
School Choice Enhancement Project Number: P.001812	100,000	100,000	97,813	2,138	-	49

* Project expenditures include, but are not limited to, construction costs, design costs, permitting costs, advertising costs during the planning and procurement phase, equipment, work orders, and Program Management fees.

There may be some additional financial activity on these projects as the final payments are made and all of the purchase orders are closed-out. When the projects are closed-out remaining balances (savings) are reported to the School Board and returned to the Capital Reserve.

This is a budget and expenditure activity report, and is not a construction status report. The accompanying introduction and notes are an integral part of this budget activity report.



SMART Program Budget Activity Report

Completed and Meets Standard Projects Detail Schedule for Quarter Ended June 30, 2020



GOB Referendum Approved by Voters on 11/4/2014 - 67 Months Since Approval

School/ Project	Original Budget	Current Budget	Prior Years Expenditures	Commitments	Current Year Expenditures	Balance
Colbert Elementary School						
Additional Computers to Close Gap Project Number: 023185002	123,000	122,824	122,824	-	-	-
Wireless Network Upgrade and CAT 6 Data Port Upgrade Project Number: 023185003	58,000	28,562	28,562	-	-	-
Music Instruments Project Number: 023185009	50,000	50,000	49,999	-	-	1
Collins Elementary School						
Additional Computers to Close Gap Project Number: 033185002	64,000	63,779	63,779	-	-	-
Wireless Network Upgrade and CAT 6 Data Port Upgrade Project Number: 033185003	52,000	39,802	39,802	-	-	-
Music Instruments Project Number: 033185009	50,000	-	-	-	-	-
School Choice Enhancement Project Number: P.002213	100,000	100,000	59,179	-	39,214	1,607
Cooper City Elementary School						
Technology Infrastructure Upgrade Project Number: 121185001	136,000	83,221	83,221	-	-	-
Additional Computers to Close Gap Project Number: 121185002	132,000	131,833	131,833	-	-	-
Wireless Network Upgrade and CAT 6 Data Port Upgrade Project Number: 121185003	65,000	-	-	-	-	-

* Project expenditures include, but are not limited to, construction costs, design costs, permitting costs, advertising costs during the planning and procurement phase, equipment, work orders, and Program Management fees.

There may be some additional financial activity on these projects as the final payments are made and all of the purchase orders are closed-out. When the projects are closed-out remaining balances (savings) are reported to the School Board and returned to the Capital Reserve.

This is a budget and expenditure activity report, and is not a construction status report. The accompanying introduction and notes are an integral part of this budget activity report.



SMART Program Budget Activity Report

Completed and Meets Standard Projects Detail Schedule for Quarter Ended June 30, 2020



GOB Referendum Approved by Voters on 11/4/2014 - 67 Months Since Approval

School/ Project	Original Budget	Current Budget	Prior Years Expenditures	Commitments	Current Year Expenditures	Balance
Cooper City Elementary School						
Music Instruments Project Number: 121185009	50,000	50,000	45,695	-	-	4,305
Cooper City High School						
Technology Infrastructure Upgrade Project Number: 193185001	24,000	-	-	-	-	-
Additional Computers to Close Gap Project Number: 193185002	54,000	53,946	53,946	-	-	-
Wireless Network Upgrade and CAT 6 Data Port Upgrade Project Number: 193185003	150,000	82,598	80,181	-	-	2,417
Music Instruments Project Number: 193185009	300,000	300,000	299,996	-	-	4
Weight Room Renovation Project Number: P.002137	121,000	121,000	117,436	-	3,564	-
Coral Cove Elementary School						
Technology Infrastructure Upgrade Project Number: 201185001	120,000	98,554	98,554	-	-	-
Additional Computers to Close Gap Project Number: 201185002	193,000	192,994	192,994	-	-	-
Wireless Network Upgrade and CAT 6 Data Port Upgrade Project Number: 201185003	87,000	55,519	55,519	-	-	-
Music Instruments Project Number: 201185009	50,000	50,000	37,265	2,760	6,278	3,697
School Choice Enhancement Project Number: P.001854	100,000	100,000	99,963	-	-	37

* Project expenditures include, but are not limited to, construction costs, design costs, permitting costs, advertising costs during the planning and procurement phase, equipment, work orders, and Program Management fees.

There may be some additional financial activity on these projects as the final payments are made and all of the purchase orders are closed-out. When the projects are closed-out remaining balances (savings) are reported to the School Board and returned to the Capital Reserve.

This is a budget and expenditure activity report, and is not a construction status report. The accompanying introduction and notes are an integral part of this budget activity report.



SMART Program Budget Activity Report

Completed and Meets Standard Projects Detail Schedule for Quarter Ended June 30, 2020



GOB Referendum Approved by Voters on 11/4/2014 - 67 Months Since Approval

School/ Project	Original Budget	Current Budget	Prior Years Expenditures	Commitments	Current Year Expenditures	Balance
Coral Cove Elementary School						
HVAC Improvements Project Number: P.002122	148,000	148,000	22,796	28,275	5,320	91,609
Coral Glades High School						
Technology Infrastructure Upgrade Project Number: 386185001	194,000	193,872	193,872	-	-	-
Additional Computers to Close Gap Project Number: 386185002	525,000	524,960	524,960	-	-	-
Wireless Network Upgrade and CAT 6 Data Port Upgrade Project Number: 386185003	15,000	13,533	13,533	-	-	-
Music Instruments Project Number: 386185009	300,000	300,000	293,049	-	-	6,951
Weight Room Renovation Project Number: P.002138	121,000	121,000	120,286	-	694	20
Coral Park Elementary School						
Technology Infrastructure Upgrade Project Number: 304185001	152,000	110,060	110,060	-	-	-
Additional Computers to Close Gap Project Number: 304185002	116,000	115,964	115,964	-	-	-
Wireless Network Upgrade and CAT 6 Data Port Upgrade Project Number: 304185003	88,000	57,433	57,433	-	-	-
Music Instruments Project Number: 304185009	50,000	50,000	49,962	-	38	-

* Project expenditures include, but are not limited to, construction costs, design costs, permitting costs, advertising costs during the planning and procurement phase, equipment, work orders, and Program Management fees.

There may be some additional financial activity on these projects as the final payments are made and all of the purchase orders are closed-out. When the projects are closed-out remaining balances (savings) are reported to the School Board and returned to the Capital Reserve.

This is a budget and expenditure activity report, and is not a construction status report. The accompanying introduction and notes are an integral part of this budget activity report.



SMART Program Budget Activity Report

Completed and Meets Standard Projects Detail Schedule for Quarter Ended June 30, 2020



GOB Referendum Approved by Voters on 11/4/2014 - 67 Months Since Approval

School/ Project	Original Budget	Current Budget	Prior Years Expenditures	Commitments	Current Year Expenditures	Balance
Coral Springs Pre-K - 8						
Technology Infrastructure Upgrade Project Number: 255185001	26,000	25,782	25,782	-	-	-
Additional Computers to Close Gap Project Number: 255185002	126,000	125,905	125,905	-	-	-
Wireless Network Upgrade and CAT 6 Data Port Upgrade Project Number: 255185003	52,000	47,953	47,953	-	-	-
Music Instruments Project Number: 255185009	50,000	50,000	49,282	705	-	13
Coral Springs High School						
Technology Infrastructure Upgrade Project Number: 115185001	382,000	239,727	239,727	-	-	-
Additional Computers to Close Gap Project Number: 115185002	505,000	504,781	504,781	-	-	-
Wireless Network Upgrade and CAT 6 Data Port Upgrade Project Number: 115185003	51,000	50,878	50,878	-	-	-
Music Instruments Project Number: 115185009	165,000	165,000	164,893	-	-	107
School Choice Enhancement Project Number: P.001768	100,000	100,000	99,876	-	-	124
Weight Room Renovation Project Number: P.002018	121,000	121,000	100,681	-	19,624	695

* Project expenditures include, but are not limited to, construction costs, design costs, permitting costs, advertising costs during the planning and procurement phase, equipment, work orders, and Program Management fees.

There may be some additional financial activity on these projects as the final payments are made and all of the purchase orders are closed-out. When the projects are closed-out remaining balances (savings) are reported to the School Board and returned to the Capital Reserve.

This is a budget and expenditure activity report, and is not a construction status report. The accompanying introduction and notes are an integral part of this budget activity report.



SMART Program Budget Activity Report

Completed and Meets Standard Projects Detail Schedule for Quarter Ended June 30, 2020



GOB Referendum Approved by Voters on 11/4/2014 - 67 Months Since Approval

School/ Project	Original Budget	Current Budget	Prior Years Expenditures	Commitments	Current Year Expenditures	Balance
Coral Springs Middle School						
Technology Infrastructure Upgrade Project Number: 256185001	192,000	126,458	126,458	-	-	-
Additional Computers to Close Gap Project Number: 256185002	217,000	216,866	216,866	-	-	-
Wireless Network Upgrade and CAT 6 Data Port Upgrade Project Number: 256185003	88,000	86,129	86,129	-	-	-
Music Instruments Project Number: 256185009	100,000	100,000	100,000	-	-	-
Country Hills Elementary School						
Technology Infrastructure Upgrade Project Number: 311185001	165,000	116,831	116,831	-	-	-
Additional Computers to Close Gap Project Number: 311185002	207,000	206,850	206,850	-	-	-
Wireless Network Upgrade and CAT 6 Data Port Upgrade Project Number: 311185003	111,000	63,843	63,843	-	-	-
Music Instruments Project Number: 311185009	50,000	50,000	45,409	-	-	4,591
Country Isles Elementary School						
Technology Infrastructure Upgrade Project Number: 298185001	137,000	115,712	115,712	-	-	-
Additional Computers to Close Gap Project Number: 298185002	178,000	177,972	177,972	-	-	-

* Project expenditures include, but are not limited to, construction costs, design costs, permitting costs, advertising costs during the planning and procurement phase, equipment, work orders, and Program Management fees.

There may be some additional financial activity on these projects as the final payments are made and all of the purchase orders are closed-out. When the projects are closed-out remaining balances (savings) are reported to the School Board and returned to the Capital Reserve.

This is a budget and expenditure activity report, and is not a construction status report. The accompanying introduction and notes are an integral part of this budget activity report.



SMART Program Budget Activity Report

Completed and Meets Standard Projects Detail Schedule for Quarter Ended June 30, 2020



GOB Referendum Approved by Voters on 11/4/2014 - 67 Months Since Approval

School/ Project	Original Budget	Current Budget	Prior Years Expenditures	Commitments	Current Year Expenditures	Balance
Country Isles Elementary School						
Wireless Network Upgrade and CAT 6 Data Port Upgrade Project Number: 298185003	55,000	40,057	40,057	-	-	-
Music Instruments Project Number: 298185009	50,000	50,000	49,999	-	-	1
School Choice Enhancement Project Number: P.001719	100,000	100,000	100,000	-	-	-
Cresthaven Elementary School						
Technology Infrastructure Upgrade Project Number: 090185001	22,000	21,762	21,762	-	-	-
Additional Computers to Close Gap Project Number: 090185002	193,000	192,912	192,912	-	-	-
Wireless Network Upgrade and CAT 6 Data Port Upgrade Project Number: 090185003	81,000	56,069	56,069	-	-	-
Music Instruments Project Number: 090185009	50,000	50,000	42,825	-	7,173	2
Croissant Park Elementary School						
Additional Computers to Close Gap Project Number: 022185002	214,000	213,800	213,800	-	-	-
Wireless Network Upgrade and CAT 6 Data Port Upgrade Project Number: 022185003	98,000	66,406	66,406	-	-	-
Music Instruments Project Number: 022185009	50,000	50,000	49,974	23	-	3

* Project expenditures include, but are not limited to, construction costs, design costs, permitting costs, advertising costs during the planning and procurement phase, equipment, work orders, and Program Management fees.

There may be some additional financial activity on these projects as the final payments are made and all of the purchase orders are closed-out. When the projects are closed-out remaining balances (savings) are reported to the School Board and returned to the Capital Reserve.

This is a budget and expenditure activity report, and is not a construction status report. The accompanying introduction and notes are an integral part of this budget activity report.



SMART Program Budget Activity Report

Completed and Meets Standard Projects Detail Schedule for Quarter Ended June 30, 2020



GOB Referendum Approved by Voters on 11/4/2014 - 67 Months Since Approval

School/ Project	Original Budget	Current Budget	Prior Years Expenditures	Commitments	Current Year Expenditures	Balance
Cross Creek School						
Additional Computers to Close Gap Project Number: 322285002	37,000	36,948	36,948	-	-	-
Wireless Network Upgrade and CAT 6 Data Port Upgrade Project Number: 322285003	39,000	34,137	34,137	-	-	-
Music Instruments Project Number: 322285009	50,000	50,000	35,956	14,044	-	-
Crystal Lake Middle School						
Technology Infrastructure Upgrade Project Number: 187185001	13,000	12,997	12,997	-	-	-
Additional Computers to Close Gap Project Number: 187185002	175,000	174,994	174,994	-	-	-
Wireless Network Upgrade and CAT 6 Data Port Upgrade Project Number: 187185003	137,000	116,751	116,751	-	-	-
Cypress Bay High School						
Technology Infrastructure Upgrade Project Number: 362385001	578,000	350,804	350,804	-	-	-
Additional Computers to Close Gap Project Number: 362385002	970,000	969,812	969,812	-	-	-
Wireless Network Upgrade and CAT 6 Data Port Upgrade Project Number: 362385003	182,000	148,501	148,501	-	-	-
Music Instruments Project Number: 362385009	300,000	300,000	299,034	956	-	10

* Project expenditures include, but are not limited to, construction costs, design costs, permitting costs, advertising costs during the planning and procurement phase, equipment, work orders, and Program Management fees.

There may be some additional financial activity on these projects as the final payments are made and all of the purchase orders are closed-out. When the projects are closed-out remaining balances (savings) are reported to the School Board and returned to the Capital Reserve.

This is a budget and expenditure activity report, and is not a construction status report. The accompanying introduction and notes are an integral part of this budget activity report.



SMART Program Budget Activity Report

Completed and Meets Standard Projects Detail Schedule for Quarter Ended June 30, 2020



GOB Referendum Approved by Voters on 11/4/2014 - 67 Months Since Approval

School/ Project	Original Budget	Current Budget	Prior Years Expenditures	Commitments	Current Year Expenditures	Balance
Cypress Bay High School						
School Choice Enhancement Project Number: P.001763	100,000	100,000	100,000	-	-	-
Weight Room Renovation Project Number: P.002020	121,000	121,000	121,000	-	-	-
Track Resurfacing Project Number: P.002054	300,000	345,000	304,496	-	-	40,504
Cypress Elementary School						
Technology Infrastructure Upgrade Project Number: 178185001	61,000	34,735	34,735	-	-	-
Additional Computers to Close Gap Project Number: 178185002	247,000	246,797	246,797	-	-	-
Wireless Network Upgrade and CAT 6 Data Port Upgrade Project Number: 178185003	96,000	62,650	62,650	-	-	-
Music Instruments Project Number: 178185009	50,000	50,000	49,694	-	13	293
Building Envelope Improvements (Roof, Window, Ext Wall, etc.), Fire Sprinklers, Media Center improvements, Replace existing classroom unit ventilators (approximately 42) with new unit ventilators, duct and diffusers, etc., Safety / Security Upgrade Project Number: P.001412	3,299,167	3,752,064	3,233,002	216,822	227,949	74,291
School Choice Enhancement Project Number: P.001762	100,000	105,918	80,488	4	25,426	-

* Project expenditures include, but are not limited to, construction costs, design costs, permitting costs, advertising costs during the planning and procurement phase, equipment, work orders, and Program Management fees.

There may be some additional financial activity on these projects as the final payments are made and all of the purchase orders are closed-out. When the projects are closed-out remaining balances (savings) are reported to the School Board and returned to the Capital Reserve.

This is a budget and expenditure activity report, and is not a construction status report. The accompanying introduction and notes are an integral part of this budget activity report.



SMART Program Budget Activity Report

Completed and Meets Standard Projects Detail Schedule for Quarter Ended June 30, 2020



GOB Referendum Approved by Voters on 11/4/2014 - 67 Months Since Approval

School/ Project	Original Budget	Current Budget	Prior Years Expenditures	Commitments	Current Year Expenditures	Balance
Cypress Run Education Center						
Wireless Network Upgrade and CAT 6 Data Port Upgrade Project Number: 212385003	21,000	10,536	10,536	-	-	-
Music Instruments Project Number: 212385009	50,000	-	-	-	-	-
School Choice Enhancement Project Number: P.001760	100,000	100,000	99,994	-	-	6
HVAC Improvements Project Number: P.002120	77,000	77,000	21,489	-	26,103	29,408
Dandy, William Middle School						
Technology Infrastructure Upgrade Project Number: 107185001	9,000	8,538	8,538	-	-	-
Additional Computers to Close Gap Project Number: 107185002	85,000	84,995	84,995	-	-	-
Wireless Network Upgrade and CAT 6 Data Port Upgrade Project Number: 107185003	123,000	101,396	101,396	-	-	-
Music Instruments Project Number: 107185009	100,000	100,000	99,996	-	-	4
School Choice Enhancement Project Number: P.002181	100,000	100,000	93,449	-	2,365	4,186
Dania Elementary School						
Additional Computers to Close Gap Project Number: 010185002	135,000	134,915	134,915	-	-	-

* Project expenditures include, but are not limited to, construction costs, design costs, permitting costs, advertising costs during the planning and procurement phase, equipment, work orders, and Program Management fees.

There may be some additional financial activity on these projects as the final payments are made and all of the purchase orders are closed-out. When the projects are closed-out remaining balances (savings) are reported to the School Board and returned to the Capital Reserve.

This is a budget and expenditure activity report, and is not a construction status report. The accompanying introduction and notes are an integral part of this budget activity report.



SMART Program Budget Activity Report

Completed and Meets Standard Projects Detail Schedule for Quarter Ended June 30, 2020



GOB Referendum Approved by Voters on 11/4/2014 - 67 Months Since Approval

School/ Project	Original Budget	Current Budget	Prior Years Expenditures	Commitments	Current Year Expenditures	Balance
Dania Elementary School						
Wireless Network Upgrade and CAT 6 Data Port Upgrade Project Number: 010185003	74,000	38,870	38,870	-	-	-
Music Instruments Project Number: 010185009	50,000	50,000	50,000	-	-	-
Dave Thomas Education Center						
Technology Infrastructure Upgrade Project Number: 365185001	62,000	58,753	58,753	-	-	-
Wireless Network Upgrade and CAT 6 Data Port Upgrade Project Number: 365185003	45,000	9,539	9,539	-	-	-
Music Instruments Project Number: 365185009	50,000	50,000	50,000	-	-	-
School Choice Enhancement Project Number: P.002012	100,000	100,000	99,999	-	1	-
Dave Thomas Education Center-West						
Wireless Network Upgrade and CAT 6 Data Port Upgrade Project Number: 203185003	62,000	36,191	36,191	-	-	-
Music Instruments Project Number: 203185009	50,000	-	-	-	-	-
School Choice Enhancement Project Number: P.001800	100,000	100,000	100,000	-	-	-
Davie Elementary School						
Additional Computers to Close Gap Project Number: 280185002	202,000	201,909	201,909	-	-	-

* Project expenditures include, but are not limited to, construction costs, design costs, permitting costs, advertising costs during the planning and procurement phase, equipment, work orders, and Program Management fees.

There may be some additional financial activity on these projects as the final payments are made and all of the purchase orders are closed-out. When the projects are closed-out remaining balances (savings) are reported to the School Board and returned to the Capital Reserve.

This is a budget and expenditure activity report, and is not a construction status report. The accompanying introduction and notes are an integral part of this budget activity report.



SMART Program Budget Activity Report

Completed and Meets Standard Projects Detail Schedule for Quarter Ended June 30, 2020



GOB Referendum Approved by Voters on 11/4/2014 - 67 Months Since Approval

School/ Project	Original Budget	Current Budget	Prior Years Expenditures	Commitments	Current Year Expenditures	Balance
Davie Elementary School						
Wireless Network Upgrade and CAT 6 Data Port Upgrade Project Number: 280185003	88,000	56,770	56,770	-	-	-
Music Instruments Project Number: 280185009	50,000	50,000	49,987	-	-	13
School Choice Enhancement Project Number: P.002182	100,000	100,000	92,131	2,499	5,017	353
Deerfield Beach Elementary School						
Additional Computers to Close Gap Project Number: 001185002	207,000	206,934	206,934	-	-	-
Wireless Network Upgrade and CAT 6 Data Port Upgrade Project Number: 001185003	85,000	56,136	56,136	-	-	-
Music Instruments Project Number: 001185009	50,000	50,000	43,722	-	6,278	-
School Choice Enhancement Project Number: P.001960	100,000	100,000	36,717	4,842	57,935	506
Deerfield Beach High School						
Technology Infrastructure Upgrade Project Number: 171185001	13,000	11,373	11,373	-	-	-
Additional Computers to Close Gap Project Number: 171185002	492,000	491,967	491,967	-	-	-
Wireless Network Upgrade and CAT 6 Data Port Upgrade Project Number: 171185003	238,000	166,021	166,021	-	-	-
Weight Room Renovation Project Number: P.002157	121,000	121,000	119,624	-	-	1,376

* Project expenditures include, but are not limited to, construction costs, design costs, permitting costs, advertising costs during the planning and procurement phase, equipment, work orders, and Program Management fees.

There may be some additional financial activity on these projects as the final payments are made and all of the purchase orders are closed-out. When the projects are closed-out remaining balances (savings) are reported to the School Board and returned to the Capital Reserve.

This is a budget and expenditure activity report, and is not a construction status report. The accompanying introduction and notes are an integral part of this budget activity report.



SMART Program Budget Activity Report

Completed and Meets Standard Projects Detail Schedule for Quarter Ended June 30, 2020



GOB Referendum Approved by Voters on 11/4/2014 - 67 Months Since Approval

School/ Project	Original Budget	Current Budget	Prior Years Expenditures	Commitments	Current Year Expenditures	Balance
Deerfield Beach Middle School						
Additional Computers to Close Gap Project Number: 091185002	155,000	154,908	154,908	-	-	-
Wireless Network Upgrade and CAT 6 Data Port Upgrade Project Number: 091185003	69,000	68,965	68,965	-	-	-
Music Instruments Project Number: 091185009	30,000	30,000	12,470	-	-	17,530
Deerfield Park Elementary School						
Additional Computers to Close Gap Project Number: 039185002	166,000	165,785	165,785	-	-	-
Wireless Network Upgrade and CAT 6 Data Port Upgrade Project Number: 039185003	45,000	40,814	40,814	-	-	-
Music Instruments Project Number: 039185009	50,000	50,000	46,634	-	-	3,366
Dillard 6-12 School						
Additional Computers to Close Gap Project Number: 037185002	199,000	198,911	198,911	-	-	-
Wireless Network Upgrade and CAT 6 Data Port Upgrade Project Number: 037185003	251,000	190,021	190,021	-	-	-
Music Instruments Project Number: 037185009	300,000	300,000	299,999	-	-	1
Weight Room Renovation Project Number: P.001930	121,000	121,000	111,171	1,801	8,028	-

* Project expenditures include, but are not limited to, construction costs, design costs, permitting costs, advertising costs during the planning and procurement phase, equipment, work orders, and Program Management fees.

There may be some additional financial activity on these projects as the final payments are made and all of the purchase orders are closed-out. When the projects are closed-out remaining balances (savings) are reported to the School Board and returned to the Capital Reserve.

This is a budget and expenditure activity report, and is not a construction status report.
The accompanying introduction and notes are an integral part of this budget activity report.



SMART Program Budget Activity Report

Completed and Meets Standard Projects Detail Schedule for Quarter Ended June 30, 2020



GOB Referendum Approved by Voters on 11/4/2014 - 67 Months Since Approval

School/ Project	Original Budget	Current Budget	Prior Years Expenditures	Commitments	Current Year Expenditures	Balance
Dillard 6-12 School						
School Choice Enhancement Project Number: P.002078	100,000	100,000	77,573	-	20,300	2,127
Dillard Elementary School						
Additional Computers to Close Gap Project Number: 027185002	29,000	28,768	28,768	-	-	-
Wireless Network Upgrade and CAT 6 Data Port Upgrade Project Number: 027185003	44,000	43,761	43,761	-	-	0
Music Instruments Project Number: 027185009	50,000	50,000	38,459	-	11,391	150
Discovery Elementary School						
Technology Infrastructure Upgrade Project Number: 396285001	4,000	3,865	3,865	-	-	-
Additional Computers to Close Gap Project Number: 396285002	281,000	280,826	280,826	-	-	-
Wireless Network Upgrade and CAT 6 Data Port Upgrade Project Number: 396285003	28,000	27,468	27,468	-	-	-
Music Instruments Project Number: 396285009	50,000	50,000	40,003	-	-	9,997
HVAC Improvements Project Number: P.002118	150,000	150,000	-	-	45,093	104,907
Discovery Middle Charter School						
Charter School Technology Project Number: 541285004	40,461	40,410	40,410	-	-	-

* Project expenditures include, but are not limited to, construction costs, design costs, permitting costs, advertising costs during the planning and procurement phase, equipment, work orders, and Program Management fees.

There may be some additional financial activity on these projects as the final payments are made and all of the purchase orders are closed-out. When the projects are closed-out remaining balances (savings) are reported to the School Board and returned to the Capital Reserve.

This is a budget and expenditure activity report, and is not a construction status report. The accompanying introduction and notes are an integral part of this budget activity report.



SMART Program Budget Activity Report

Completed and Meets Standard Projects Detail Schedule for Quarter Ended June 30, 2020



GOB Referendum Approved by Voters on 11/4/2014 - 67 Months Since Approval

School/ Project	Original Budget	Current Budget	Prior Years Expenditures	Commitments	Current Year Expenditures	Balance
District Wide - (Facilities Department)						
Single Point of Entry Upgrade Project Number: SP-C85010	12,020,000	16,729,742	8,932,236	277,506	1,431,979	6,088,021
District Wide Non-Facility Funding						
Charter School Technology Project Number: 973185004	1,654,012	-	-	-	-	-
Dolphin Bay Elementary School						
Technology Infrastructure Upgrade Project Number: 375185001	2,000	1,833	1,833	-	-	-
Additional Computers to Close Gap Project Number: 375185002	71,000	70,917	70,917	-	-	-
Wireless Network Upgrade and CAT 6 Data Port Upgrade Project Number: 375185003	84,000	83,327	83,327	-	-	-
Music Instruments Project Number: 375185009	50,000	50,000	37,440	-	6,278	6,282
School Choice Enhancement Project Number: P.001958	100,000	100,000	99,875	-	125	-
Drew, Charles Elementary School						
Additional Computers to Close Gap Project Number: 322185002	121,000	120,822	120,822	-	-	-
Wireless Network Upgrade and CAT 6 Data Port Upgrade Project Number: 322185003	22,000	21,426	21,426	-	-	-
Music Instruments Project Number: 322185009	50,000	50,000	23,238	24,795	1,947	20

* Project expenditures include, but are not limited to, construction costs, design costs, permitting costs, advertising costs during the planning and procurement phase, equipment, work orders, and Program Management fees.

There may be some additional financial activity on these projects as the final payments are made and all of the purchase orders are closed-out. When the projects are closed-out remaining balances (savings) are reported to the School Board and returned to the Capital Reserve.

This is a budget and expenditure activity report, and is not a construction status report. The accompanying introduction and notes are an integral part of this budget activity report.



SMART Program Budget Activity Report

Completed and Meets Standard Projects Detail Schedule for Quarter Ended June 30, 2020



GOB Referendum Approved by Voters on 11/4/2014 - 67 Months Since Approval

School/ Project	Original Budget	Current Budget	Prior Years Expenditures	Commitments	Current Year Expenditures	Balance
Drew, Charles Elementary School						
School Choice Enhancement Project Number: P.002124	100,000	100,000	93,925	-	6,072	3
Drew, Charles Family Resource Center						
Technology Infrastructure Upgrade Project Number: 030185001	31,000	17,017	17,017	-	-	-
Wireless Network Upgrade and CAT 6 Data Port Upgrade Project Number: 030185003	37,000	11,954	11,954	-	-	-
Music Instruments Project Number: 030185009	50,000	-	-	-	-	-
School Choice Enhancement Project Number: P.002029	100,000	100,000	99,841	-	-	159
Driftwood Elementary School						
Additional Computers to Close Gap Project Number: 072185002	121,000	120,893	120,893	-	-	-
Wireless Network Upgrade and CAT 6 Data Port Upgrade Project Number: 072185003	74,000	52,543	52,543	-	-	-
Music Instruments Project Number: 072185009	50,000	50,000	49,685	-	-	315
Driftwood Middle School						
Technology Infrastructure Upgrade Project Number: 086185001	8,000	6,061	6,061	-	-	-
Additional Computers to Close Gap Project Number: 086185002	216,000	215,864	215,864	-	-	-

* Project expenditures include, but are not limited to, construction costs, design costs, permitting costs, advertising costs during the planning and procurement phase, equipment, work orders, and Program Management fees.

There may be some additional financial activity on these projects as the final payments are made and all of the purchase orders are closed-out. When the projects are closed-out remaining balances (savings) are reported to the School Board and returned to the Capital Reserve.

This is a budget and expenditure activity report, and is not a construction status report. The accompanying introduction and notes are an integral part of this budget activity report.



SMART Program Budget Activity Report

Completed and Meets Standard Projects Detail Schedule for Quarter Ended June 30, 2020



GOB Referendum Approved by Voters on 11/4/2014 - 67 Months Since Approval

School/ Project	Original Budget	Current Budget	Prior Years Expenditures	Commitments	Current Year Expenditures	Balance
Driftwood Middle School						
Wireless Network Upgrade and CAT 6 Data Port Upgrade Project Number: 086185003	161,000	142,694	142,694	-	-	-
Music Instruments Project Number: 086185009	100,000	100,000	100,000	-	-	-
School Choice Enhancement Project Number: P.002164	100,000	100,000	100,000	-	-	-
Eagle Point Elementary School						
Technology Infrastructure Upgrade Project Number: 346185001	168,000	162,880	162,880	-	-	-
Additional Computers to Close Gap Project Number: 346185002	218,000	217,937	217,937	-	-	-
Wireless Network Upgrade and CAT 6 Data Port Upgrade Project Number: 346185003	132,000	84,388	84,388	-	-	-
Music Instruments Project Number: 346185009	50,000	50,000	43,674	6,278	-	48
School Choice Enhancement Project Number: P.001708	100,000	100,000	99,889	-	-	111
Eagle Ridge Elementary School						
Technology Infrastructure Upgrade Project Number: 344185001	37,000	29,921	29,921	-	-	-
Additional Computers to Close Gap Project Number: 344185002	150,000	149,915	149,915	-	-	-

* Project expenditures include, but are not limited to, construction costs, design costs, permitting costs, advertising costs during the planning and procurement phase, equipment, work orders, and Program Management fees.

There may be some additional financial activity on these projects as the final payments are made and all of the purchase orders are closed-out. When the projects are closed-out remaining balances (savings) are reported to the School Board and returned to the Capital Reserve.

This is a budget and expenditure activity report, and is not a construction status report. The accompanying introduction and notes are an integral part of this budget activity report.



SMART Program Budget Activity Report

Completed and Meets Standard Projects Detail Schedule for Quarter Ended June 30, 2020



GOB Referendum Approved by Voters on 11/4/2014 - 67 Months Since Approval

School/ Project	Original Budget	Current Budget	Prior Years Expenditures	Commitments	Current Year Expenditures	Balance
Eagle Ridge Elementary School						
Wireless Network Upgrade and CAT 6 Data Port Upgrade Project Number: 344185003	75,000	59,357	59,357	-	-	-
Music Instruments Project Number: 344185009	50,000	50,000	39,890	6,278	3,831	1
School Choice Enhancement Project Number: P.001797	100,000	100,000	100,000	-	-	-
Eagles' Nest Elementary Charter School						
Charter School Technology Project Number: 535585004	60,841	60,817	60,817	-	-	-
Eagles' Nest Middle Charter School						
Charter School Technology Project Number: 535685004	33,268	33,247	33,247	-	-	-
Ely, Blanche High School						
Technology Infrastructure Upgrade Project Number: 036185001	11,000	-	-	-	-	-
Additional Computers to Close Gap Project Number: 036185002	435,000	434,767	434,767	-	-	-
Wireless Network Upgrade and CAT 6 Data Port Upgrade Project Number: 036185003	141,000	113,343	113,343	-	-	-
Music Instruments Project Number: 036185009	300,000	300,000	299,970	-	-	30
Weight Room Renovation Project Number: P.001931	121,000	121,000	117,354	3,395	-	251
School Choice Enhancement Project Number: P.002230	100,000	100,000	99,395	-	605	-

* Project expenditures include, but are not limited to, construction costs, design costs, permitting costs, advertising costs during the planning and procurement phase, equipment, work orders, and Program Management fees.

There may be some additional financial activity on these projects as the final payments are made and all of the purchase orders are closed-out. When the projects are closed-out remaining balances (savings) are reported to the School Board and returned to the Capital Reserve.

This is a budget and expenditure activity report, and is not a construction status report. The accompanying introduction and notes are an integral part of this budget activity report.



SMART Program Budget Activity Report

Completed and Meets Standard Projects Detail Schedule for Quarter Ended June 30, 2020



GOB Referendum Approved by Voters on 11/4/2014 - 67 Months Since Approval

School/ Project	Original Budget	Current Budget	Prior Years Expenditures	Commitments	Current Year Expenditures	Balance
Embassy Creek Elementary School						
Technology Infrastructure Upgrade Project Number: 319185001	106,000	84,488	84,488	-	-	-
Additional Computers to Close Gap Project Number: 319185002	292,000	291,808	291,808	-	-	-
Wireless Network Upgrade and CAT 6 Data Port Upgrade Project Number: 319185003	81,000	64,561	64,561	-	-	-
Music Instruments Project Number: 319185009	50,000	50,000	47,849	-	-	2,151
School Choice Enhancement Project Number: P.001994	100,000	100,000	100,000	-	-	-
Endeavour Primary Learning Center						
Additional Computers to Close Gap Project Number: 330185002	81,000	80,997	80,997	-	-	-
Wireless Network Upgrade and CAT 6 Data Port Upgrade Project Number: 330185003	21,000	20,240	20,240	-	-	-
Music Instruments Project Number: 330185009	50,000	50,000	36,841	602	12,556	1
Everglades Elementary School						
Technology Infrastructure Upgrade Project Number: 294285001	149,000	107,952	107,952	-	-	-
Additional Computers to Close Gap Project Number: 294285002	245,000	244,923	244,923	-	-	-

* Project expenditures include, but are not limited to, construction costs, design costs, permitting costs, advertising costs during the planning and procurement phase, equipment, work orders, and Program Management fees.

There may be some additional financial activity on these projects as the final payments are made and all of the purchase orders are closed-out. When the projects are closed-out remaining balances (savings) are reported to the School Board and returned to the Capital Reserve.

This is a budget and expenditure activity report, and is not a construction status report. The accompanying introduction and notes are an integral part of this budget activity report.



SMART Program Budget Activity Report

Completed and Meets Standard Projects Detail Schedule for Quarter Ended June 30, 2020



GOB Referendum Approved by Voters on 11/4/2014 - 67 Months Since Approval

School/ Project	Original Budget	Current Budget	Prior Years Expenditures	Commitments	Current Year Expenditures	Balance
Everglades Elementary School						
Wireless Network Upgrade and CAT 6 Data Port Upgrade Project Number: 294285003	53,000	51,918	51,918	-	-	-
Music Instruments Project Number: 294285009	50,000	50,000	43,502	178	6,278	42
Everglades High School						
Technology Infrastructure Upgrade Project Number: 373185001	424,000	306,433	306,433	-	-	-
Additional Computers to Close Gap Project Number: 373185002	567,000	566,863	566,863	-	-	-
Wireless Network Upgrade and CAT 6 Data Port Upgrade Project Number: 373185003	152,000	132,292	132,292	-	-	-
Music Instruments Project Number: 373185009	300,000	300,000	299,850	149	-	1
Weight Room Renovation Project Number: P.002056	121,000	121,000	120,999	-	-	1
School Choice Enhancement Project Number: P.002139	100,000	100,000	99,983	-	-	17
Excelsior Charter of Broward						
Charter School Technology Project Number: 539385004	51,850	51,830	51,830	-	-	-
Fairway Elementary School						
Additional Computers to Close Gap Project Number: 164185002	138,000	137,991	137,991	-	-	-

* Project expenditures include, but are not limited to, construction costs, design costs, permitting costs, advertising costs during the planning and procurement phase, equipment, work orders, and Program Management fees.

There may be some additional financial activity on these projects as the final payments are made and all of the purchase orders are closed-out. When the projects are closed-out remaining balances (savings) are reported to the School Board and returned to the Capital Reserve.

This is a budget and expenditure activity report, and is not a construction status report. The accompanying introduction and notes are an integral part of this budget activity report.



SMART Program Budget Activity Report

Completed and Meets Standard Projects Detail Schedule for Quarter Ended June 30, 2020



GOB Referendum Approved by Voters on 11/4/2014 - 67 Months Since Approval

School/ Project	Original Budget	Current Budget	Prior Years Expenditures	Commitments	Current Year Expenditures	Balance
Fairway Elementary School						
Wireless Network Upgrade and CAT 6 Data Port Upgrade Project Number: 164185003	93,000	68,009	68,009	-	-	-
Music Instruments Project Number: 164185009	50,000	50,000	49,569	-	-	431
School Choice Enhancement Project Number: P.001810	100,000	100,000	98,672	-	1,327	1
Falcon Cove Middle School						
Technology Infrastructure Upgrade Project Number: 362285001	111,000	54,926	54,926	-	-	-
Additional Computers to Close Gap Project Number: 362285002	439,000	438,970	438,970	-	-	-
Wireless Network Upgrade and CAT 6 Data Port Upgrade Project Number: 362285003	28,000	24,853	24,853	-	-	-
Music Instruments Project Number: 362285009	100,000	100,000	99,998	-	-	2
School Choice Enhancement Project Number: P.002013	100,000	100,000	99,998	-	-	2
Flamingo Elementary School						
Technology Infrastructure Upgrade Project Number: 254185001	21,000	16,410	16,410	-	-	-
Additional Computers to Close Gap Project Number: 254185002	158,000	158,000	158,000	-	-	-

* Project expenditures include, but are not limited to, construction costs, design costs, permitting costs, advertising costs during the planning and procurement phase, equipment, work orders, and Program Management fees.

There may be some additional financial activity on these projects as the final payments are made and all of the purchase orders are closed-out. When the projects are closed-out remaining balances (savings) are reported to the School Board and returned to the Capital Reserve.

This is a budget and expenditure activity report, and is not a construction status report. The accompanying introduction and notes are an integral part of this budget activity report.



SMART Program Budget Activity Report

Completed and Meets Standard Projects Detail Schedule for Quarter Ended June 30, 2020



GOB Referendum Approved by Voters on 11/4/2014 - 67 Months Since Approval

School/ Project	Original Budget	Current Budget	Prior Years Expenditures	Commitments	Current Year Expenditures	Balance
Flamingo Elementary School						
Wireless Network Upgrade and CAT 6 Data Port Upgrade Project Number: 254185003	88,000	49,598	49,598	-	-	-
Music Instruments Project Number: 254185009	50,000	50,000	49,999	-	-	1
School Choice Enhancement Project Number: P.002123	100,000	100,000	100,000	-	-	-
Flanagan, Charles W. High School						
Technology Infrastructure Upgrade Project Number: 339185001	417,000	416,988	416,988	-	-	-
Additional Computers to Close Gap Project Number: 339185002	327,000	326,941	326,941	-	-	-
Wireless Network Upgrade and CAT 6 Data Port Upgrade Project Number: 339185003	138,000	120,770	120,770	-	-	-
Music Instruments Project Number: 339185009	300,000	300,000	299,334	-	-	666
Building Envelope Improvements (Roof, Window, Ext Wall, etc.), CR Addition to allow for removal of portable buildings, HVAC Improvements Project Number: P.001847	8,533,000	15,326,361	6,907,088	1,198,413	5,159,775	2,061,085
Weight Room Renovation Project Number: P.002057	121,000	121,000	113,467	7,500	-	33
Track Resurfacing Project Number: P.002075	300,000	300,000	181,766	2,346	-	115,888

* Project expenditures include, but are not limited to, construction costs, design costs, permitting costs, advertising costs during the planning and procurement phase, equipment, work orders, and Program Management fees.

There may be some additional financial activity on these projects as the final payments are made and all of the purchase orders are closed-out. When the projects are closed-out remaining balances (savings) are reported to the School Board and returned to the Capital Reserve.

This is a budget and expenditure activity report, and is not a construction status report.
The accompanying introduction and notes are an integral part of this budget activity report.



SMART Program Budget Activity Report

Completed and Meets Standard Projects Detail Schedule for Quarter Ended June 30, 2020



GOB Referendum Approved by Voters on 11/4/2014 - 67 Months Since Approval

School/ Project	Original Budget	Current Budget	Prior Years Expenditures	Commitments	Current Year Expenditures	Balance
Floranada Elementary School						
Technology Infrastructure Upgrade Project Number: 085185001	30,000	16,917	16,917	-	-	-
Additional Computers to Close Gap Project Number: 085185002	228,000	227,923	227,923	-	-	-
Wireless Network Upgrade and CAT 6 Data Port Upgrade Project Number: 085185003	47,000	46,433	46,433	-	-	-
Music Instruments Project Number: 085185009	50,000	50,000	45,588	-	-	4,412
Forest Glen Middle School						
Technology Infrastructure Upgrade Project Number: 305185001	209,000	123,890	123,890	-	-	-
Additional Computers to Close Gap Project Number: 305185002	253,000	252,993	252,993	-	-	-
Wireless Network Upgrade and CAT 6 Data Port Upgrade Project Number: 305185003	81,000	76,928	76,928	-	-	-
School Choice Enhancement Project Number: P.002103	100,000	100,000	100,000	-	-	-
Forest Hills Elementary School						
Additional Computers to Close Gap Project Number: 263185002	50,000	49,917	49,917	-	-	-
Wireless Network Upgrade and CAT 6 Data Port Upgrade Project Number: 263185003	85,000	76,300	76,300	-	-	-

* Project expenditures include, but are not limited to, construction costs, design costs, permitting costs, advertising costs during the planning and procurement phase, equipment, work orders, and Program Management fees.

There may be some additional financial activity on these projects as the final payments are made and all of the purchase orders are closed-out. When the projects are closed-out remaining balances (savings) are reported to the School Board and returned to the Capital Reserve.

This is a budget and expenditure activity report, and is not a construction status report. The accompanying introduction and notes are an integral part of this budget activity report.



SMART Program Budget Activity Report

Completed and Meets Standard Projects Detail Schedule for Quarter Ended June 30, 2020



GOB Referendum Approved by Voters on 11/4/2014 - 67 Months Since Approval

School/ Project	Original Budget	Current Budget	Prior Years Expenditures	Commitments	Current Year Expenditures	Balance
Forest Hills Elementary School						
Music Instruments Project Number: 263185009	50,000	50,000	25,096	24,900	-	4
Replace existing air handling units with new equipment, etc. Project Number: P.000827	2,100,000	2,100,000	1,019,529	3,784	-	1,076,687
School Choice Enhancement Project Number: P.001787	100,000	100,000	100,000	-	-	-
Fort Lauderdale High School						
Technology Infrastructure Upgrade Project Number: 095185001	9,000	2,704	2,704	-	-	-
Wireless Network Upgrade and CAT 6 Data Port Upgrade Project Number: 095185003	137,000	102,300	102,300	-	-	-
Music Instruments Project Number: 095185009	300,000	300,000	299,325	669	-	6
Weight Room Renovation Project Number: P.002022	121,000	121,000	121,000	-	-	-
School Choice Enhancement Project Number: P.002102	100,000	100,000	100,000	-	-	-
Fox Trail Elementary School						
Technology Infrastructure Upgrade Project Number: 353185001	17,000	10,233	10,233	-	-	-
Additional Computers to Close Gap Project Number: 353185002	284,000	283,991	283,991	-	-	-

* Project expenditures include, but are not limited to, construction costs, design costs, permitting costs, advertising costs during the planning and procurement phase, equipment, work orders, and Program Management fees.

There may be some additional financial activity on these projects as the final payments are made and all of the purchase orders are closed-out. When the projects are closed-out remaining balances (savings) are reported to the School Board and returned to the Capital Reserve.

This is a budget and expenditure activity report, and is not a construction status report. The accompanying introduction and notes are an integral part of this budget activity report.



SMART Program Budget Activity Report

Completed and Meets Standard Projects Detail Schedule for Quarter Ended June 30, 2020



GOB Referendum Approved by Voters on 11/4/2014 - 67 Months Since Approval

School/ Project	Original Budget	Current Budget	Prior Years Expenditures	Commitments	Current Year Expenditures	Balance
Fox Trail Elementary School						
Wireless Network Upgrade and CAT 6 Data Port Upgrade Project Number: 353185003	121,000	78,320	78,320	-	-	-
Music Instruments Project Number: 353185009	50,000	50,000	49,994	-	-	6
Franklin Academy A						
Charter School Technology Project Number: 501285004	351,260	351,258	351,258	-	-	-
Franklin Academy B						
Charter School Technology Project Number: 501085004	39,262	39,261	39,261	-	-	-
Gator Run Elementary School						
Technology Infrastructure Upgrade Project Number: 364285001	176,000	113,689	113,689	-	-	-
Additional Computers to Close Gap Project Number: 364285002	284,000	283,859	283,859	-	-	-
Wireless Network Upgrade and CAT 6 Data Port Upgrade Project Number: 364285003	127,000	68,163	68,163	-	-	-
Music Instruments Project Number: 364285009	50,000	50,000	46,530	-	-	3,470
School Choice Enhancement Project Number: P.002008	100,000	100,000	98,037	-	-	1,963
Glades Middle School						
Additional Computers to Close Gap Project Number: 202185002	281,000	280,980	280,980	-	-	-

* Project expenditures include, but are not limited to, construction costs, design costs, permitting costs, advertising costs during the planning and procurement phase, equipment, work orders, and Program Management fees.

There may be some additional financial activity on these projects as the final payments are made and all of the purchase orders are closed-out. When the projects are closed-out remaining balances (savings) are reported to the School Board and returned to the Capital Reserve.

This is a budget and expenditure activity report, and is not a construction status report. The accompanying introduction and notes are an integral part of this budget activity report.



SMART Program Budget Activity Report

Completed and Meets Standard Projects Detail Schedule for Quarter Ended June 30, 2020



GOB Referendum Approved by Voters on 11/4/2014 - 67 Months Since Approval

School/ Project	Original Budget	Current Budget	Prior Years Expenditures	Commitments	Current Year Expenditures	Balance
Glades Middle School						
Wireless Network Upgrade and CAT 6 Data Port Upgrade Project Number: 202185003	25,000	23,295	23,294	-	-	1
Music Instruments Project Number: 202185009	100,000	100,000	99,059	936	-	5
School Choice Enhancement Project Number: P.001927	100,000	100,000	99,673	215	-	112
Griffin Elementary School						
Technology Infrastructure Upgrade Project Number: 285185001	26,000	24,681	24,681	-	-	-
Additional Computers to Close Gap Project Number: 285185002	151,000	150,993	150,993	-	-	-
Wireless Network Upgrade and CAT 6 Data Port Upgrade Project Number: 285185003	80,000	46,648	46,648	-	-	-
Music Instruments Project Number: 285185009	50,000	50,000	49,982	-	17	1
School Choice Enhancement Project Number: P.001777	100,000	100,000	50,946	-	49,033	21
Gulfstream Academy of Hallandale Beach K-8(Hallandale Adult & Community Center)						
Technology Infrastructure Upgrade Project Number: 059285001	143,000	128,656	128,656	-	-	-
Wireless Network Upgrade and CAT 6 Data Port Upgrade Project Number: 059285003	136,000	73,519	73,519	-	-	-

* Project expenditures include, but are not limited to, construction costs, design costs, permitting costs, advertising costs during the planning and procurement phase, equipment, work orders, and Program Management fees.

There may be some additional financial activity on these projects as the final payments are made and all of the purchase orders are closed-out. When the projects are closed-out remaining balances (savings) are reported to the School Board and returned to the Capital Reserve.

This is a budget and expenditure activity report, and is not a construction status report. The accompanying introduction and notes are an integral part of this budget activity report.



SMART Program Budget Activity Report

Completed and Meets Standard Projects Detail Schedule for Quarter Ended June 30, 2020



GOB Referendum Approved by Voters on 11/4/2014 - 67 Months Since Approval

School/ Project	Original Budget	Current Budget	Prior Years Expenditures	Commitments	Current Year Expenditures	Balance
Gulfstream Academy of Hallandale Beach K-8(Hallandale Adult & Community Center)						
Music Instruments Project Number: 059285009	50,000	-	-	-	-	-
Re-Roof Buildings #13 & 14 Project Number: P.001616	383,000	383,000	351,539	-	-	31,461
School Choice Enhancement Project Number: P.001887	100,000	100,000	100,000	-	-	-
Gulfstream Academy of Hallandale Beach K-8(Hallandale Elementary School)						
Technology Infrastructure Upgrade Project Number: 013185001	139,000	77,263	77,263	-	-	-
Additional Computers to Close Gap Project Number: 013185002	204,000	203,960	203,960	-	-	-
Wireless Network Upgrade and CAT 6 Data Port Upgrade Project Number: 013185003	82,000	59,742	59,742	-	-	-
Music Instruments Project Number: 013185009	50,000	100,000	79,050	-	106	20,844
Gulfstream Early Learning Center of Excellence						
Additional Computers to Close Gap Project Number: 393185002	46,000	45,772	45,772	-	-	-
Wireless Network Upgrade and CAT 6 Data Port Upgrade Project Number: 393185003	89,000	32,087	-	-	-	32,087

* Project expenditures include, but are not limited to, construction costs, design costs, permitting costs, advertising costs during the planning and procurement phase, equipment, work orders, and Program Management fees.

There may be some additional financial activity on these projects as the final payments are made and all of the purchase orders are closed-out. When the projects are closed-out remaining balances (savings) are reported to the School Board and returned to the Capital Reserve.

This is a budget and expenditure activity report, and is not a construction status report. The accompanying introduction and notes are an integral part of this budget activity report.



SMART Program Budget Activity Report

Completed and Meets Standard Projects Detail Schedule for Quarter Ended June 30, 2020



GOB Referendum Approved by Voters on 11/4/2014 - 67 Months Since Approval

School/ Project	Original Budget	Current Budget	Prior Years Expenditures	Commitments	Current Year Expenditures	Balance
Gulfstream Early Learning Center of Excellence						
Music Instruments Project Number: 393185009	100,000	-	-	-	-	-
Hallandale High School						
Technology Infrastructure Upgrade Project Number: 040385001	9,000	1,568	1,568	-	-	-
Additional Computers to Close Gap Project Number: 040385002	245,000	244,957	244,957	-	-	-
Wireless Network Upgrade and CAT 6 Data Port Upgrade Project Number: 040385003	152,000	131,164	131,164	-	-	-
Music Instruments Project Number: 040385009	300,000	300,000	299,963	-	-	37
Track Resurfacing Project Number: P.002076	300,000	300,000	186,744	7,710	-	105,546
Weight Room Renovation Project Number: P.002158	121,000	121,000	120,251	-	705	44
Harbordale Elementary School						
Technology Infrastructure Upgrade Project Number: 049185001	36,000	23,058	23,058	-	-	-
Additional Computers to Close Gap Project Number: 049185002	104,000	103,993	103,993	-	-	-
Wireless Network Upgrade and CAT 6 Data Port Upgrade Project Number: 049185003	45,000	25,301	25,301	-	-	-

* Project expenditures include, but are not limited to, construction costs, design costs, permitting costs, advertising costs during the planning and procurement phase, equipment, work orders, and Program Management fees.

There may be some additional financial activity on these projects as the final payments are made and all of the purchase orders are closed-out. When the projects are closed-out remaining balances (savings) are reported to the School Board and returned to the Capital Reserve.

This is a budget and expenditure activity report, and is not a construction status report. The accompanying introduction and notes are an integral part of this budget activity report.



SMART Program Budget Activity Report

Completed and Meets Standard Projects Detail Schedule for Quarter Ended June 30, 2020



GOB Referendum Approved by Voters on 11/4/2014 - 67 Months Since Approval

School/ Project	Original Budget	Current Budget	Prior Years Expenditures	Commitments	Current Year Expenditures	Balance
Harbordale Elementary School						
Music Instruments Project Number: 049185009	50,000	50,000	46,278	-	2,096	1,626
Hawkes Bluff Elementary School						
Technology Infrastructure Upgrade Project Number: 313185001	127,000	83,572	83,572	-	-	-
Additional Computers to Close Gap Project Number: 313185002	152,000	151,696	151,696	-	-	-
Wireless Network Upgrade and CAT 6 Data Port Upgrade Project Number: 313185003	114,000	60,754	60,754	-	-	-
Music Instruments Project Number: 313185009	50,000	50,000	49,960	-	-	40
School Choice Enhancement Project Number: P.001843	100,000	100,000	89,180	-	10,635	185
Henry D. Perry Education Center						
Technology Infrastructure Upgrade Project Number: 101185001	9,000	-	-	-	-	-
Additional Computers to Close Gap Project Number: 101185002	64,000	63,974	63,974	-	-	-
Wireless Network Upgrade and CAT 6 Data Port Upgrade Project Number: 101185003	139,000	78,994	78,994	-	-	-
School Choice Enhancement Project Number: P.002337	100,000	100,000	-	-	100,000	-

* Project expenditures include, but are not limited to, construction costs, design costs, permitting costs, advertising costs during the planning and procurement phase, equipment, work orders, and Program Management fees.

There may be some additional financial activity on these projects as the final payments are made and all of the purchase orders are closed-out. When the projects are closed-out remaining balances (savings) are reported to the School Board and returned to the Capital Reserve.

This is a budget and expenditure activity report, and is not a construction status report. The accompanying introduction and notes are an integral part of this budget activity report.



SMART Program Budget Activity Report

Completed and Meets Standard Projects Detail Schedule for Quarter Ended June 30, 2020



GOB Referendum Approved by Voters on 11/4/2014 - 67 Months Since Approval

School/ Project	Original Budget	Current Budget	Prior Years Expenditures	Commitments	Current Year Expenditures	Balance
Henry McNeal Turner Learning Academy						
Charter School Technology Project Number: 541885004	24,576	24,668	24,668	-	-	-
Heron Heights Elementary School						
Additional Computers to Close Gap Project Number: 396185002	298,000	297,799	297,799	-	-	-
Wireless Network Upgrade and CAT 6 Data Port Upgrade Project Number: 396185003	20,000	19,997	19,997	-	-	-
Music Instruments Project Number: 396185009	50,000	50,000	36,982	-	-	13,018
Hollywood Academy of Arts and Science Elementary						
Charter School Technology Project Number: 532585004	311,399	311,392	311,392	-	-	-
Hollywood Academy of Arts and Science Middle						
Charter School Technology Project Number: 536285004	139,365	139,358	139,358	-	-	-
Hollywood Central Elementary School						
Technology Infrastructure Upgrade Project Number: 012185001	26,000	12,199	12,199	-	-	-
Additional Computers to Close Gap Project Number: 012185002	119,000	118,908	118,908	-	-	-
Wireless Network Upgrade and CAT 6 Data Port Upgrade Project Number: 012185003	76,000	51,725	51,725	-	-	-

* Project expenditures include, but are not limited to, construction costs, design costs, permitting costs, advertising costs during the planning and procurement phase, equipment, work orders, and Program Management fees.

There may be some additional financial activity on these projects as the final payments are made and all of the purchase orders are closed-out. When the projects are closed-out remaining balances (savings) are reported to the School Board and returned to the Capital Reserve.

This is a budget and expenditure activity report, and is not a construction status report. The accompanying introduction and notes are an integral part of this budget activity report.



SMART Program Budget Activity Report

Completed and Meets Standard Projects Detail Schedule for Quarter Ended June 30, 2020



GOB Referendum Approved by Voters on 11/4/2014 - 67 Months Since Approval

School/ Project	Original Budget	Current Budget	Prior Years Expenditures	Commitments	Current Year Expenditures	Balance
Hollywood Central Elementary School						
Music Instruments Project Number: 012185009	50,000	50,000	43,721	6,278	-	1
Hollywood Hills Elementary School						
Additional Computers to Close Gap Project Number: 011185002	189,000	188,866	188,866	-	-	-
Wireless Network Upgrade and CAT 6 Data Port Upgrade Project Number: 011185003	126,000	1,325	1,325	-	-	-
Music Instruments Project Number: 011185009	50,000	50,000	49,289	675	-	36
Hollywood Hills High School						
Technology Infrastructure Upgrade Project Number: 166185001	64,000	53,175	53,175	-	-	-
Additional Computers to Close Gap Project Number: 166185002	417,000	416,991	416,991	-	-	-
Wireless Network Upgrade and CAT 6 Data Port Upgrade Project Number: 166185003	235,000	114,408	114,408	-	-	-
Music Instruments Project Number: 166185009	300,000	300,000	286,947	757	8,597	3,699
School Choice Enhancement Project Number: P.001913	100,000	100,000	99,988	-	-	12
Weight Room Renovation Project Number: P.002014	121,000	121,000	119,467	85	1,382	66
Track Resurfacing Project Number: P.002077	300,000	300,000	276,746	12,123	-	11,131

* Project expenditures include, but are not limited to, construction costs, design costs, permitting costs, advertising costs during the planning and procurement phase, equipment, work orders, and Program Management fees.

There may be some additional financial activity on these projects as the final payments are made and all of the purchase orders are closed-out. When the projects are closed-out remaining balances (savings) are reported to the School Board and returned to the Capital Reserve.

This is a budget and expenditure activity report, and is not a construction status report.
The accompanying introduction and notes are an integral part of this budget activity report.



SMART Program Budget Activity Report

Completed and Meets Standard Projects Detail Schedule for Quarter Ended June 30, 2020



GOB Referendum Approved by Voters on 11/4/2014 - 67 Months Since Approval

School/ Project	Original Budget	Current Budget	Prior Years Expenditures	Commitments	Current Year Expenditures	Balance
Hollywood Park Elementary School						
Additional Computers to Close Gap Project Number: 176185002	121,000	120,947	120,947	-	-	-
Wireless Network Upgrade and CAT 6 Data Port Upgrade Project Number: 176185003	72,000	43,004	43,004	-	-	-
Music Instruments Project Number: 176185009	50,000	50,000	43,721	-	6,278	1
School Choice Enhancement Project Number: P.002028	100,000	100,000	14,888	2,490	82,446	176
Horizon Elementary School						
Additional Computers to Close Gap Project Number: 253185002	117,000	116,902	116,902	-	-	-
Wireless Network Upgrade and CAT 6 Data Port Upgrade Project Number: 253185003	83,000	55,369	55,369	-	-	-
Music Instruments Project Number: 253185009	50,000	50,000	49,765	-	184	51
School Choice Enhancement Project Number: P.002231	100,000	100,000	99,793	-	207	-
Hunt, James S. Elementary School						
Additional Computers to Close Gap Project Number: 197185002	190,000	189,620	189,620	-	-	-
Wireless Network Upgrade and CAT 6 Data Port Upgrade Project Number: 197185003	94,000	60,906	60,906	-	-	-
Music Instruments Project Number: 197185009	50,000	50,000	49,638	-	-	362

* Project expenditures include, but are not limited to, construction costs, design costs, permitting costs, advertising costs during the planning and procurement phase, equipment, work orders, and Program Management fees.

There may be some additional financial activity on these projects as the final payments are made and all of the purchase orders are closed-out. When the projects are closed-out remaining balances (savings) are reported to the School Board and returned to the Capital Reserve.

This is a budget and expenditure activity report, and is not a construction status report. The accompanying introduction and notes are an integral part of this budget activity report.



SMART Program Budget Activity Report

Completed and Meets Standard Projects Detail Schedule for Quarter Ended June 30, 2020



GOB Referendum Approved by Voters on 11/4/2014 - 67 Months Since Approval

School/ Project	Original Budget	Current Budget	Prior Years Expenditures	Commitments	Current Year Expenditures	Balance
Imagine Charter School at Weston						
Charter School Technology Project Number: 511185004	222,085	222,051	222,051	-	-	-
Imagine Elementary at North Lauderdale Charter School						
Charter School Technology Project Number: 517185004	162,443	162,438	162,438	-	-	-
Imagine Schools at Broward						
Charter School Technology Project Number: 502485004	258,949	258,938	258,938	-	-	-
Indian Ridge Middle School						
Technology Infrastructure Upgrade Project Number: 347185001	327,000	196,810	196,810	-	-	-
Additional Computers to Close Gap Project Number: 347185002	245,000	244,986	244,986	-	-	-
Wireless Network Upgrade and CAT 6 Data Port Upgrade Project Number: 347185003	18,000	3,979	3,979	-	-	-
Music Instruments Project Number: 347185009	100,000	100,000	99,997	-	-	3
School Choice Enhancement Project Number: P.001803	100,000	100,000	99,948	-	-	52
Indian Trace Elementary School						
Technology Infrastructure Upgrade Project Number: 318185001	52,000	50,990	50,990	-	-	-

* Project expenditures include, but are not limited to, construction costs, design costs, permitting costs, advertising costs during the planning and procurement phase, equipment, work orders, and Program Management fees.

There may be some additional financial activity on these projects as the final payments are made and all of the purchase orders are closed-out. When the projects are closed-out remaining balances (savings) are reported to the School Board and returned to the Capital Reserve.

This is a budget and expenditure activity report, and is not a construction status report. The accompanying introduction and notes are an integral part of this budget activity report.



SMART Program Budget Activity Report

Completed and Meets Standard Projects Detail Schedule for Quarter Ended June 30, 2020



GOB Referendum Approved by Voters on 11/4/2014 - 67 Months Since Approval

School/ Project	Original Budget	Current Budget	Prior Years Expenditures	Commitments	Current Year Expenditures	Balance
Indian Trace Elementary School						
Additional Computers to Close Gap Project Number: 318185002	111,000	110,905	110,905	-	-	-
Wireless Network Upgrade and CAT 6 Data Port Upgrade Project Number: 318185003	46,000	43,737	43,737	-	-	-
Music Instruments Project Number: 318185009	50,000	50,000	49,997	-	-	3
School Choice Enhancement Project Number: P.002226	100,000	100,000	22,428	-	73,600	3,972
Kidz Choice Charter						
Charter School Technology Project Number: 540985004	32,069	32,063	32,063	-	-	-
King, Martin Luther (Dr. Martin Luther King, Jr. Montessori Academy)						
Additional Computers to Close Gap Project Number: 161185002	43,000	42,892	42,892	-	-	-
Wireless Network Upgrade and CAT 6 Data Port Upgrade Project Number: 161185003	49,000	36,085	36,085	-	-	-
Music Instruments Project Number: 161185009	50,000	50,000	50,000	-	-	-
Building Envelope Improvements (Roof, Window, Ext Wall, etc.), Fire Sprinklers, HVAC Improvements Project Number: P.001662	1,061,000	1,061,000	475,385	117,406	396,111	72,098
School Choice Enhancement Project Number: P.001802	100,000	100,000	81,258	-	18,739	3

* Project expenditures include, but are not limited to, construction costs, design costs, permitting costs, advertising costs during the planning and procurement phase, equipment, work orders, and Program Management fees.

There may be some additional financial activity on these projects as the final payments are made and all of the purchase orders are closed-out. When the projects are closed-out remaining balances (savings) are reported to the School Board and returned to the Capital Reserve.

This is a budget and expenditure activity report, and is not a construction status report. The accompanying introduction and notes are an integral part of this budget activity report.



SMART Program Budget Activity Report

Completed and Meets Standard Projects Detail Schedule for Quarter Ended June 30, 2020



GOB Referendum Approved by Voters on 11/4/2014 - 67 Months Since Approval

School/ Project	Original Budget	Current Budget	Prior Years Expenditures	Commitments	Current Year Expenditures	Balance
Lake Forest Elementary School						
Technology Infrastructure Upgrade Project Number: 083185001	17,000	11,378	11,378	-	-	-
Additional Computers to Close Gap Project Number: 083185002	169,000	168,884	168,884	-	-	-
Wireless Network Upgrade and CAT 6 Data Port Upgrade Project Number: 083185003	45,000	32,051	32,051	-	-	-
Music Instruments Project Number: 083185009	50,000	50,000	37,379	36	12,583	2
Re-roof of Building #4 in accordance with all applicable Codes and Standards Project Number: P.001484	475,000	475,000	348,772	-	-	126,228
Lakeside Elementary School						
Technology Infrastructure Upgrade Project Number: 359185001	128,000	97,362	97,362	-	-	-
Additional Computers to Close Gap Project Number: 359185002	196,000	195,957	195,957	-	-	-
Wireless Network Upgrade and CAT 6 Data Port Upgrade Project Number: 359185003	83,000	53,043	53,043	-	-	-
Music Instruments Project Number: 359185009	50,000	50,000	49,992	-	-	8

* Project expenditures include, but are not limited to, construction costs, design costs, permitting costs, advertising costs during the planning and procurement phase, equipment, work orders, and Program Management fees.

There may be some additional financial activity on these projects as the final payments are made and all of the purchase orders are closed-out. When the projects are closed-out remaining balances (savings) are reported to the School Board and returned to the Capital Reserve.

This is a budget and expenditure activity report, and is not a construction status report. The accompanying introduction and notes are an integral part of this budget activity report.



SMART Program Budget Activity Report

Completed and Meets Standard Projects Detail Schedule for Quarter Ended June 30, 2020



GOB Referendum Approved by Voters on 11/4/2014 - 67 Months Since Approval

School/ Project	Original Budget	Current Budget	Prior Years Expenditures	Commitments	Current Year Expenditures	Balance
Lanier-James Education Center						
Wireless Network Upgrade and CAT 6 Data Port Upgrade Project Number: 040585003	62,000	44,633	44,633	-	-	-
Music Instruments Project Number: 040585009	50,000	-	-	-	-	-
School Choice Enhancement Project Number: P.002025	100,000	100,000	82,571	324	17,093	12
Larkdale Elementary School						
Additional Computers to Close Gap Project Number: 062185002	19,000	18,983	18,983	-	-	-
Wireless Network Upgrade and CAT 6 Data Port Upgrade Project Number: 062185003	40,000	35,174	35,174	-	-	-
Music Instruments Project Number: 062185009	50,000	-	-	-	-	-
Lauderdale Lakes Middle School						
Technology Infrastructure Upgrade Project Number: 170185001	9,000	6,582	6,582	-	-	-
Additional Computers to Close Gap Project Number: 170185002	112,000	111,846	111,846	-	-	-
Wireless Network Upgrade and CAT 6 Data Port Upgrade Project Number: 170185003	45,000	43,744	43,744	-	-	-
Music Instruments Project Number: 170185009	100,000	100,000	99,976	-	-	24

* Project expenditures include, but are not limited to, construction costs, design costs, permitting costs, advertising costs during the planning and procurement phase, equipment, work orders, and Program Management fees.

There may be some additional financial activity on these projects as the final payments are made and all of the purchase orders are closed-out. When the projects are closed-out remaining balances (savings) are reported to the School Board and returned to the Capital Reserve.

This is a budget and expenditure activity report, and is not a construction status report. The accompanying introduction and notes are an integral part of this budget activity report.



SMART Program Budget Activity Report

Completed and Meets Standard Projects Detail Schedule for Quarter Ended June 30, 2020



GOB Referendum Approved by Voters on 11/4/2014 - 67 Months Since Approval

School/ Project	Original Budget	Current Budget	Prior Years Expenditures	Commitments	Current Year Expenditures	Balance
Lauderdale Manors Early Learning and Resource Center						
Wireless Network Upgrade and CAT 6 Data Port Upgrade Project Number: 043185003	11,000	10,996	10,996	-	-	-
Music Instruments Project Number: 043185009	50,000	-	-	-	-	-
School Choice Enhancement Project Number: P.001909	100,000	100,000	99,705	256	-	39
Lauderhill 6-12 School						
Technology Infrastructure Upgrade Project Number: 139185001	17,000	-	-	-	-	-
Wireless Network Upgrade and CAT 6 Data Port Upgrade Project Number: 139185003	115,000	103,790	103,790	-	-	-
Music Instruments Project Number: 139185009	300,000	300,000	7,108	40,535	226,767	25,590
Weight Room Renovation Project Number: P.002048	121,000	121,000	114,790	4,600	-	1,610
Lauderhill-Paul Turner Elementary School						
Additional Computers to Close Gap Project Number: 138185002	165,000	164,988	164,988	-	-	-
Wireless Network Upgrade and CAT 6 Data Port Upgrade Project Number: 138185003	51,000	37,548	37,548	-	-	-
Music Instruments Project Number: 138185009	50,000	50,000	18,926	6,278	24,795	1

* Project expenditures include, but are not limited to, construction costs, design costs, permitting costs, advertising costs during the planning and procurement phase, equipment, work orders, and Program Management fees.

There may be some additional financial activity on these projects as the final payments are made and all of the purchase orders are closed-out. When the projects are closed-out remaining balances (savings) are reported to the School Board and returned to the Capital Reserve.

This is a budget and expenditure activity report, and is not a construction status report. The accompanying introduction and notes are an integral part of this budget activity report.



SMART Program Budget Activity Report

Completed and Meets Standard Projects Detail Schedule for Quarter Ended June 30, 2020



GOB Referendum Approved by Voters on 11/4/2014 - 67 Months Since Approval

School/ Project	Original Budget	Current Budget	Prior Years Expenditures	Commitments	Current Year Expenditures	Balance
Liberty Elementary School						
Technology Infrastructure Upgrade Project Number: 382185001	26,000	12,834	12,834	-	-	-
Additional Computers to Close Gap Project Number: 382185002	262,000	261,909	261,909	-	-	-
Wireless Network Upgrade and CAT 6 Data Port Upgrade Project Number: 382185003	105,000	76,647	76,647	-	-	-
Music Instruments Project Number: 382185009	50,000	50,000	49,690	66	243	1
School Choice Enhancement Project Number: P.001714	100,000	100,000	100,000	-	-	-
Lloyd Estates Elementary School						
Additional Computers to Close Gap Project Number: 109185002	151,000	150,966	150,966	-	-	-
Wireless Network Upgrade and CAT 6 Data Port Upgrade Project Number: 109185003	28,000	24,830	24,830	-	-	-
Music Instruments Project Number: 109185009	50,000	50,000	43,046	-	6,941	13
School Choice Enhancement Project Number: P.001891	100,000	100,000	99,560	-	-	440
Lyons Creek Middle School						
Technology Infrastructure Upgrade Project Number: 310185001	192,000	165,569	165,569	-	-	-

* Project expenditures include, but are not limited to, construction costs, design costs, permitting costs, advertising costs during the planning and procurement phase, equipment, work orders, and Program Management fees.

There may be some additional financial activity on these projects as the final payments are made and all of the purchase orders are closed-out. When the projects are closed-out remaining balances (savings) are reported to the School Board and returned to the Capital Reserve.

This is a budget and expenditure activity report, and is not a construction status report. The accompanying introduction and notes are an integral part of this budget activity report.



SMART Program Budget Activity Report

Completed and Meets Standard Projects Detail Schedule for Quarter Ended June 30, 2020



GOB Referendum Approved by Voters on 11/4/2014 - 67 Months Since Approval

School/ Project	Original Budget	Current Budget	Prior Years Expenditures	Commitments	Current Year Expenditures	Balance
Lyons Creek Middle School						
Additional Computers to Close Gap Project Number: 310185002	225,000	224,979	224,979	-	-	-
Wireless Network Upgrade and CAT 6 Data Port Upgrade Project Number: 310185003	11,000	7,575	7,575	-	-	-
Music Instruments Project Number: 310185009	100,000	100,000	99,930	-	-	70
Manatee Bay Elementary School						
Technology Infrastructure Upgrade Project Number: 384185001	65,000	40,991	40,991	-	-	-
Additional Computers to Close Gap Project Number: 384185002	304,000	303,892	303,892	-	-	-
Wireless Network Upgrade and CAT 6 Data Port Upgrade Project Number: 384185003	113,000	76,077	76,077	-	-	-
Music Instruments Project Number: 384185009	50,000	50,000	49,184	-	814	2
Art Room Renovation and Equipment, Building Envelope Improvements (Roof, Window, Ext Wall, etc.), Conversion of Existing Space to Music and/or Art Lab(s), HVAC Improvements, Music Room Renovation Project Number: P.001759	1,759,000	2,384,661	2,268,809	12,590	10,053	93,209
School Choice Enhancement Project Number: P.001776	100,000	100,000	99,923	75	-	2

* Project expenditures include, but are not limited to, construction costs, design costs, permitting costs, advertising costs during the planning and procurement phase, equipment, work orders, and Program Management fees.

There may be some additional financial activity on these projects as the final payments are made and all of the purchase orders are closed-out. When the projects are closed-out remaining balances (savings) are reported to the School Board and returned to the Capital Reserve.

This is a budget and expenditure activity report, and is not a construction status report. The accompanying introduction and notes are an integral part of this budget activity report.



SMART Program Budget Activity Report

Completed and Meets Standard Projects Detail Schedule for Quarter Ended June 30, 2020



GOB Referendum Approved by Voters on 11/4/2014 - 67 Months Since Approval

School/ Project	Original Budget	Current Budget	Prior Years Expenditures	Commitments	Current Year Expenditures	Balance
Maplewood Elementary School						
Technology Infrastructure Upgrade Project Number: 274185001	84,000	42,552	42,552	-	-	-
Additional Computers to Close Gap Project Number: 274185002	148,000	147,639	147,639	-	-	-
Wireless Network Upgrade and CAT 6 Data Port Upgrade Project Number: 274185003	99,000	52,586	52,586	-	-	-
Music Instruments Project Number: 274185009	50,000	50,000	42,773	243	6,876	108
School Choice Enhancement Project Number: P.001798	100,000	100,000	99,500	-	-	500
Margate Elementary School						
Technology Infrastructure Upgrade Project Number: 116185001	34,000	23,227	23,227	-	-	-
Additional Computers to Close Gap Project Number: 116185002	228,000	227,909	227,909	-	-	-
Wireless Network Upgrade and CAT 6 Data Port Upgrade Project Number: 116185003	125,000	75,728	75,728	-	-	-
Music Instruments Project Number: 116185009	50,000	50,000	46,401	-	3,526	73
Margate Middle School						
Technology Infrastructure Upgrade Project Number: 058185001	4,000	-	-	-	-	-

* Project expenditures include, but are not limited to, construction costs, design costs, permitting costs, advertising costs during the planning and procurement phase, equipment, work orders, and Program Management fees.

There may be some additional financial activity on these projects as the final payments are made and all of the purchase orders are closed-out. When the projects are closed-out remaining balances (savings) are reported to the School Board and returned to the Capital Reserve.

This is a budget and expenditure activity report, and is not a construction status report. The accompanying introduction and notes are an integral part of this budget activity report.



SMART Program Budget Activity Report

Completed and Meets Standard Projects Detail Schedule for Quarter Ended June 30, 2020



GOB Referendum Approved by Voters on 11/4/2014 - 67 Months Since Approval

School/ Project	Original Budget	Current Budget	Prior Years Expenditures	Commitments	Current Year Expenditures	Balance
Margate Middle School						
Additional Computers to Close Gap Project Number: 058185002	146,000	145,842	145,842	-	-	-
Wireless Network Upgrade and CAT 6 Data Port Upgrade Project Number: 058185003	136,000	83,218	83,218	-	-	-
Music Instruments Project Number: 058185009	100,000	100,000	99,864	-	-	136
Markham, C. Robert Elementary School						
Technology Infrastructure Upgrade Project Number: 167185001	4,000	3,956	3,956	-	-	-
Additional Computers to Close Gap Project Number: 167185002	155,000	154,995	154,995	-	-	-
Wireless Network Upgrade and CAT 6 Data Port Upgrade Project Number: 167185003	42,000	25,967	25,967	-	-	-
Music Instruments Project Number: 167185009	50,000	-	-	-	-	-
School Choice Enhancement Project Number: P.002227	100,000	100,000	98,477	-	87	1,436
Mavericks High of Central Broward County						
Charter School Technology Project Number: 548185004	105,798	105,721	105,721	-	-	-
Mavericks High School of North Broward						
Charter School Technology Project Number: 500985004	107,296	107,294	107,294	-	-	-

* Project expenditures include, but are not limited to, construction costs, design costs, permitting costs, advertising costs during the planning and procurement phase, equipment, work orders, and Program Management fees.

There may be some additional financial activity on these projects as the final payments are made and all of the purchase orders are closed-out. When the projects are closed-out remaining balances (savings) are reported to the School Board and returned to the Capital Reserve.

This is a budget and expenditure activity report, and is not a construction status report. The accompanying introduction and notes are an integral part of this budget activity report.



SMART Program Budget Activity Report

Completed and Meets Standard Projects Detail Schedule for Quarter Ended June 30, 2020



GOB Referendum Approved by Voters on 11/4/2014 - 67 Months Since Approval

School/ Project	Original Budget	Current Budget	Prior Years Expenditures	Commitments	Current Year Expenditures	Balance
McArthur High School						
Technology Infrastructure Upgrade Project Number: 024185001	26,000	9,665	9,665	-	-	-
Additional Computers to Close Gap Project Number: 024185002	263,000	262,988	262,988	-	-	-
Wireless Network Upgrade and CAT 6 Data Port Upgrade Project Number: 024185003	191,000	111,877	111,877	-	-	-
Music Instruments Project Number: 024185009	300,000	300,000	299,297	-	574	129
Weight Room Renovation Project Number: P.002155	121,000	121,000	120,992	-	-	8
McFatter Technical College						
Technology Infrastructure Upgrade Project Number: 129185001	362,000	329,280	329,280	-	-	-
Wireless Network Upgrade and CAT 6 Data Port Upgrade Project Number: 129185003	126,000	94,296	94,296	-	-	-
School Choice Enhancement Project Number: P.001851	100,000	100,000	99,996	-	-	4
McFatter Technical, Broward Fire Academy						
Technology Infrastructure Upgrade Project Number: 277185001	13,000	8,259	8,259	-	-	-
School Choice Enhancement Project Number: P.001790	100,000	100,000	100,000	-	-	-

* Project expenditures include, but are not limited to, construction costs, design costs, permitting costs, advertising costs during the planning and procurement phase, equipment, work orders, and Program Management fees.

There may be some additional financial activity on these projects as the final payments are made and all of the purchase orders are closed-out. When the projects are closed-out remaining balances (savings) are reported to the School Board and returned to the Capital Reserve.

This is a budget and expenditure activity report, and is not a construction status report. The accompanying introduction and notes are an integral part of this budget activity report.



SMART Program Budget Activity Report

Completed and Meets Standard Projects Detail Schedule for Quarter Ended June 30, 2020



GOB Referendum Approved by Voters on 11/4/2014 - 67 Months Since Approval

School/ Project	Original Budget	Current Budget	Prior Years Expenditures	Commitments	Current Year Expenditures	Balance
McNab Elementary School						
Technology Infrastructure Upgrade Project Number: 084185001	92,000	64,075	64,075	-	-	-
Additional Computers to Close Gap Project Number: 084185002	124,000	123,994	123,994	-	-	-
Wireless Network Upgrade and CAT 6 Data Port Upgrade Project Number: 084185003	52,000	-	-	-	-	-
Music Instruments Project Number: 084185009	50,000	50,000	46,901	3,081	18	-
McNicol Middle School						
Wireless Network Upgrade and CAT 6 Data Port Upgrade Project Number: 048185003	65,000	49,731	49,731	-	-	-
Music Instruments Project Number: 048185009	100,000	100,000	100,000	-	-	-
School Choice Enhancement Project Number: P.001701	100,000	100,000	99,927	-	-	73
Building Envelope Improvements (Roof, Window, Ext Wall, etc.), Conversion of Existing Space to Music and/or Art Lab(s), Fire Sprinklers, HVAC Improvements, Music Room Renovation Project Number: P.001941	1,345,000	1,345,000	1,019,762	23,724	186,390	115,124
Meadowbrook Elementary School						
Additional Computers to Close Gap Project Number: 076185002	183,000	182,918	182,918	-	-	-

* Project expenditures include, but are not limited to, construction costs, design costs, permitting costs, advertising costs during the planning and procurement phase, equipment, work orders, and Program Management fees.

There may be some additional financial activity on these projects as the final payments are made and all of the purchase orders are closed-out. When the projects are closed-out remaining balances (savings) are reported to the School Board and returned to the Capital Reserve.

This is a budget and expenditure activity report, and is not a construction status report. The accompanying introduction and notes are an integral part of this budget activity report.



SMART Program Budget Activity Report

Completed and Meets Standard Projects Detail Schedule for Quarter Ended June 30, 2020



GOB Referendum Approved by Voters on 11/4/2014 - 67 Months Since Approval

School/ Project	Original Budget	Current Budget	Prior Years Expenditures	Commitments	Current Year Expenditures	Balance
Meadowbrook Elementary School						
Wireless Network Upgrade and CAT 6 Data Port Upgrade Project Number: 076185003	40,000	35,458	35,458	-	-	-
Music Instruments Project Number: 076185009	50,000	50,000	48,857	-	-	1,143
Millennium 6-12 Collegiate Academy						
Additional Computers to Close Gap Project Number: 477285002	290,000	289,892	289,892	-	-	-
Wireless Network Upgrade and CAT 6 Data Port Upgrade Project Number: 477285003	124,000	89,041	89,041	-	-	-
Music Instruments Project Number: 477285009	100,000	100,000	99,769	-	-	231
School Choice Enhancement Project Number: P.002175	100,000	100,000	99,682	-	-	318
Miramar Elementary School						
Technology Infrastructure Upgrade Project Number: 053185001	17,000	-	-	-	-	-
Additional Computers to Close Gap Project Number: 053185002	210,000	209,973	209,973	-	-	-
Wireless Network Upgrade and CAT 6 Data Port Upgrade Project Number: 053185003	96,000	63,993	63,993	-	-	-
Music Instruments Project Number: 053185009	50,000	50,000	49,171	-	828	1

* Project expenditures include, but are not limited to, construction costs, design costs, permitting costs, advertising costs during the planning and procurement phase, equipment, work orders, and Program Management fees.

There may be some additional financial activity on these projects as the final payments are made and all of the purchase orders are closed-out. When the projects are closed-out remaining balances (savings) are reported to the School Board and returned to the Capital Reserve.

This is a budget and expenditure activity report, and is not a construction status report. The accompanying introduction and notes are an integral part of this budget activity report.



SMART Program Budget Activity Report

Completed and Meets Standard Projects Detail Schedule for Quarter Ended June 30, 2020



GOB Referendum Approved by Voters on 11/4/2014 - 67 Months Since Approval

School/ Project	Original Budget	Current Budget	Prior Years Expenditures	Commitments	Current Year Expenditures	Balance
Miramar Elementary School						
Building Envelope Improvements (Roof, Window, Ext Wall, etc.), HVAC Improvements Project Number: P.001727	3,798,000	6,084,935	1,076,402	106,604	4,313,738	588,191
School Choice Enhancement Project Number: P.001990	100,000	100,000	99,935	-	-	65
Miramar High School						
Additional Computers to Close Gap Project Number: 175185002	598,000	597,944	597,944	-	-	-
Wireless Network Upgrade and CAT 6 Data Port Upgrade Project Number: 175185003	248,000	162,984	162,984	-	-	-
Music Instruments Project Number: 175185009	300,000	300,000	293,965	-	410	5,625
Track Resurfacing Project Number: P.002051	300,000	300,000	272,452	27,548	-	-
Weight Room Renovation Project Number: P.002154	121,000	121,000	120,459	-	-	541
School Choice Enhancement Project Number: P.002326	100,000	100,000	42,955	-	57,045	-
Mirror Lake Elementary School						
Additional Computers to Close Gap Project Number: 184185002	60,000	59,945	59,945	-	-	-
Wireless Network Upgrade and CAT 6 Data Port Upgrade Project Number: 184185003	85,000	52,462	52,462	-	-	-

* Project expenditures include, but are not limited to, construction costs, design costs, permitting costs, advertising costs during the planning and procurement phase, equipment, work orders, and Program Management fees.

There may be some additional financial activity on these projects as the final payments are made and all of the purchase orders are closed-out. When the projects are closed-out remaining balances (savings) are reported to the School Board and returned to the Capital Reserve.

This is a budget and expenditure activity report, and is not a construction status report. The accompanying introduction and notes are an integral part of this budget activity report.



SMART Program Budget Activity Report

Completed and Meets Standard Projects Detail Schedule for Quarter Ended June 30, 2020



GOB Referendum Approved by Voters on 11/4/2014 - 67 Months Since Approval

School/ Project	Original Budget	Current Budget	Prior Years Expenditures	Commitments	Current Year Expenditures	Balance
Mirror Lake Elementary School						
Music Instruments Project Number: 184185009	50,000	50,000	49,996	-	-	4
School Choice Enhancement Project Number: P.001932	100,000	100,000	99,960	-	-	40
Monarch High School						
Technology Infrastructure Upgrade Project Number: 354185001	304,000	214,904	214,904	-	-	-
Additional Computers to Close Gap Project Number: 354185002	596,000	595,974	595,974	-	-	-
Wireless Network Upgrade and CAT 6 Data Port Upgrade Project Number: 354185003	14,000	8,686	8,686	-	-	-
Music Instruments Project Number: 354185009	300,000	300,000	290,820	9,177	-	3
Track Resurfacing Project Number: P.002058	300,000	335,000	119,540	-	-	215,460
Weight Room Renovation Project Number: P.002159	121,000	121,000	120,950	-	-	50
Morrow Elementary School						
Additional Computers to Close Gap Project Number: 269185002	71,000	70,888	70,888	-	-	-
Wireless Network Upgrade and CAT 6 Data Port Upgrade Project Number: 269185003	90,000	77,553	77,553	-	-	-
Music Instruments Project Number: 269185009	50,000	-	-	-	-	-

* Project expenditures include, but are not limited to, construction costs, design costs, permitting costs, advertising costs during the planning and procurement phase, equipment, work orders, and Program Management fees.

There may be some additional financial activity on these projects as the final payments are made and all of the purchase orders are closed-out. When the projects are closed-out remaining balances (savings) are reported to the School Board and returned to the Capital Reserve.

This is a budget and expenditure activity report, and is not a construction status report. The accompanying introduction and notes are an integral part of this budget activity report.



SMART Program Budget Activity Report

Completed and Meets Standard Projects Detail Schedule for Quarter Ended June 30, 2020



GOB Referendum Approved by Voters on 11/4/2014 - 67 Months Since Approval

School/ Project	Original Budget	Current Budget	Prior Years Expenditures	Commitments	Current Year Expenditures	Balance
New Renaissance Middle School						
Additional Computers to Close Gap Project Number: 391185002	155,000	154,973	154,973	-	-	-
Wireless Network Upgrade and CAT 6 Data Port Upgrade Project Number: 391185003	137,000	109,211	109,211	-	-	-
Music Instruments Project Number: 391185009	100,000	100,000	99,999	-	-	1
New River Middle School						
Additional Computers to Close Gap Project Number: 088185002	244,000	243,975	243,975	-	-	-
Wireless Network Upgrade and CAT 6 Data Port Upgrade Project Number: 088185003	68,000	59,913	59,913	-	-	-
Music Instruments Project Number: 088185009	100,000	100,000	99,987	-	-	13
School Choice Enhancement Project Number: P.001703	100,000	100,000	99,988	-	-	12
Nob Hill Elementary School						
Technology Infrastructure Upgrade Project Number: 267185001	34,000	5,249	5,249	-	-	-
Additional Computers to Close Gap Project Number: 267185002	179,000	178,901	178,901	-	-	-
Wireless Network Upgrade and CAT 6 Data Port Upgrade Project Number: 267185003	91,000	49,236	49,236	-	-	-

* Project expenditures include, but are not limited to, construction costs, design costs, permitting costs, advertising costs during the planning and procurement phase, equipment, work orders, and Program Management fees.

There may be some additional financial activity on these projects as the final payments are made and all of the purchase orders are closed-out. When the projects are closed-out remaining balances (savings) are reported to the School Board and returned to the Capital Reserve.

This is a budget and expenditure activity report, and is not a construction status report. The accompanying introduction and notes are an integral part of this budget activity report.



SMART Program Budget Activity Report

Completed and Meets Standard Projects Detail Schedule for Quarter Ended June 30, 2020



GOB Referendum Approved by Voters on 11/4/2014 - 67 Months Since Approval

School/ Project	Original Budget	Current Budget	Prior Years Expenditures	Commitments	Current Year Expenditures	Balance
Nob Hill Elementary School						
Music Instruments Project Number: 267185009	50,000	50,000	43,719	6,278	-	3
Norcrest Elementary School						
Technology Infrastructure Upgrade Project Number: 056185001	114,000	56,230	56,230	-	-	-
Additional Computers to Close Gap Project Number: 056185002	217,000	216,612	216,612	-	-	-
Wireless Network Upgrade and CAT 6 Data Port Upgrade Project Number: 056185003	104,000	58,598	58,598	-	-	-
Music Instruments Project Number: 056185009	50,000	50,000	50,000	-	-	-
School Choice Enhancement Project Number: P.001770	100,000	100,000	99,950	-	-	50
North Andrews Gardens Elementary School						
Additional Computers to Close Gap Project Number: 052185002	221,000	221,000	221,000	-	-	-
Wireless Network Upgrade and CAT 6 Data Port Upgrade Project Number: 052185003	98,000	58,970	58,970	-	-	-
Music Instruments Project Number: 052185009	50,000	50,000	49,761	-	73	166

* Project expenditures include, but are not limited to, construction costs, design costs, permitting costs, advertising costs during the planning and procurement phase, equipment, work orders, and Program Management fees.

There may be some additional financial activity on these projects as the final payments are made and all of the purchase orders are closed-out. When the projects are closed-out remaining balances (savings) are reported to the School Board and returned to the Capital Reserve.

This is a budget and expenditure activity report, and is not a construction status report. The accompanying introduction and notes are an integral part of this budget activity report.



SMART Program Budget Activity Report

Completed and Meets Standard Projects Detail Schedule for Quarter Ended June 30, 2020



GOB Referendum Approved by Voters on 11/4/2014 - 67 Months Since Approval

School/ Project	Original Budget	Current Budget	Prior Years Expenditures	Commitments	Current Year Expenditures	Balance
North Broward Academy of Excellence Elementary						
Charter School Technology Project Number: 516185004	204,402	204,400	204,400	-	-	-
North Broward Academy of Excellence Middle						
Charter School Technology Project Number: 537185004	105,198	105,195	105,195	-	-	-
North Fork Elementary School						
Wireless Network Upgrade and CAT 6 Data Port Upgrade Project Number: 119185003	55,000	31,213	31,213	-	-	0
Music Instruments Project Number: 119185009	50,000	50,000	43,382	-	-	6,618
Remodel Reception area including millwork, addition of one new door and relocation of electrical fixtures and exit signs Project Number: P.001901	33,617	62,480	55,668	1,631	-	5,181
North Lauderdale Elementary School						
Technology Infrastructure Upgrade Project Number: 223185001	66,000	38,471	38,471	-	-	-
Additional Computers to Close Gap Project Number: 223185002	91,000	90,891	90,891	-	-	-
Wireless Network Upgrade and CAT 6 Data Port Upgrade Project Number: 223185003	97,000	63,122	63,122	-	-	-
Music Instruments Project Number: 223185009	50,000	50,000	49,968	-	31	1

* Project expenditures include, but are not limited to, construction costs, design costs, permitting costs, advertising costs during the planning and procurement phase, equipment, work orders, and Program Management fees.

There may be some additional financial activity on these projects as the final payments are made and all of the purchase orders are closed-out. When the projects are closed-out remaining balances (savings) are reported to the School Board and returned to the Capital Reserve.

This is a budget and expenditure activity report, and is not a construction status report.
The accompanying introduction and notes are an integral part of this budget activity report.



SMART Program Budget Activity Report

Completed and Meets Standard Projects Detail Schedule for Quarter Ended June 30, 2020



GOB Referendum Approved by Voters on 11/4/2014 - 67 Months Since Approval

School/ Project	Original Budget	Current Budget	Prior Years Expenditures	Commitments	Current Year Expenditures	Balance
North Side Elementary School						
Additional Computers to Close Gap Project Number: 004185002	81,000	80,977	80,977	-	-	-
Wireless Network Upgrade and CAT 6 Data Port Upgrade Project Number: 004185003	29,000	26,288	26,288	-	-	-
Music Instruments Project Number: 004185009	50,000	50,000	41,787	6,278	1,574	361
School Choice Enhancement Project Number: P.002021	100,000	100,000	100,000	-	-	-
Northeast High School						
Technology Infrastructure Upgrade Project Number: 124185001	326,000	304,215	304,215	-	-	-
Additional Computers to Close Gap Project Number: 124185002	419,000	418,983	418,983	-	-	-
Wireless Network Upgrade and CAT 6 Data Port Upgrade Project Number: 124185003	119,000	116,435	116,435	-	-	-
Music Instruments Project Number: 124185009	300,000	300,000	298,231	1,347	-	422
Nova Blanche Forman Elementary School						
Technology Infrastructure Upgrade Project Number: 128285001	60,000	25,621	25,621	-	-	-
Additional Computers to Close Gap Project Number: 128285002	171,000	170,556	170,556	-	-	-

* Project expenditures include, but are not limited to, construction costs, design costs, permitting costs, advertising costs during the planning and procurement phase, equipment, work orders, and Program Management fees.

There may be some additional financial activity on these projects as the final payments are made and all of the purchase orders are closed-out. When the projects are closed-out remaining balances (savings) are reported to the School Board and returned to the Capital Reserve.

This is a budget and expenditure activity report, and is not a construction status report. The accompanying introduction and notes are an integral part of this budget activity report.



SMART Program Budget Activity Report

Completed and Meets Standard Projects Detail Schedule for Quarter Ended June 30, 2020



GOB Referendum Approved by Voters on 11/4/2014 - 67 Months Since Approval

School/ Project	Original Budget	Current Budget	Prior Years Expenditures	Commitments	Current Year Expenditures	Balance
Nova Blanche Forman Elementary School						
Wireless Network Upgrade and CAT 6 Data Port Upgrade Project Number: 128285003	51,000	50,299	50,299	-	-	-
Music Instruments Project Number: 128285009	50,000	50,000	49,999	-	-	1
School Choice Enhancement Project Number: P.002453	100,000	100,000	-	41,009	57,709	1,282
Nova Dwight D Eisenhower Elementary School						
Technology Infrastructure Upgrade Project Number: 127185001	8,000	7,689	7,689	-	-	-
Additional Computers to Close Gap Project Number: 127185002	48,000	47,991	47,991	-	-	-
Wireless Network Upgrade and CAT 6 Data Port Upgrade Project Number: 127185003	88,000	78,681	78,681	-	-	-
Music Instruments Project Number: 127185009	50,000	-	-	-	-	-
Nova High School						
Technology Infrastructure Upgrade Project Number: 128185001	270,000	270,000	270,000	-	-	-
Additional Computers to Close Gap Project Number: 128185002	501,000	500,979	500,979	-	-	-
Wireless Network Upgrade and CAT 6 Data Port Upgrade Project Number: 128185003	91,000	91,000	91,000	-	-	-

* Project expenditures include, but are not limited to, construction costs, design costs, permitting costs, advertising costs during the planning and procurement phase, equipment, work orders, and Program Management fees.

There may be some additional financial activity on these projects as the final payments are made and all of the purchase orders are closed-out. When the projects are closed-out remaining balances (savings) are reported to the School Board and returned to the Capital Reserve.

This is a budget and expenditure activity report, and is not a construction status report. The accompanying introduction and notes are an integral part of this budget activity report.



SMART Program Budget Activity Report

Completed and Meets Standard Projects Detail Schedule for Quarter Ended June 30, 2020



GOB Referendum Approved by Voters on 11/4/2014 - 67 Months Since Approval

School/ Project	Original Budget	Current Budget	Prior Years Expenditures	Commitments	Current Year Expenditures	Balance
Nova High School						
Music Instruments Project Number: 128185009	300,000	300,000	295,697	150	225	3,928
School Choice Enhancement Project Number: P.001811	100,000	100,000	99,963	-	-	37
Weight Room Renovation Project Number: P.002017	121,000	121,000	120,131	70	793	6
Nova Middle School						
Technology Infrastructure Upgrade Project Number: 131185001	200,000	199,981	199,981	-	-	-
Additional Computers to Close Gap Project Number: 131185002	62,000	61,889	61,889	-	-	-
Wireless Network Upgrade and CAT 6 Data Port Upgrade Project Number: 131185003	51,000	50,984	50,984	-	-	-
Music Instruments Project Number: 131185009	100,000	100,000	99,972	-	-	28
School Choice Enhancement Project Number: P.001997	100,000	100,000	99,999	-	-	1
Fire Sprinklers Project Number: P.002027	903,000	200,731	151,938	47,056	1,730	7
Oakland Park Elementary School						
Technology Infrastructure Upgrade Project Number: 003185001	43,000	30,966	30,966	-	-	-
Additional Computers to Close Gap Project Number: 003185002	148,000	147,987	147,987	-	-	-

* Project expenditures include, but are not limited to, construction costs, design costs, permitting costs, advertising costs during the planning and procurement phase, equipment, work orders, and Program Management fees.

There may be some additional financial activity on these projects as the final payments are made and all of the purchase orders are closed-out. When the projects are closed-out remaining balances (savings) are reported to the School Board and returned to the Capital Reserve.

This is a budget and expenditure activity report, and is not a construction status report. The accompanying introduction and notes are an integral part of this budget activity report.



SMART Program Budget Activity Report

Completed and Meets Standard Projects Detail Schedule for Quarter Ended June 30, 2020



GOB Referendum Approved by Voters on 11/4/2014 - 67 Months Since Approval

School/ Project	Original Budget	Current Budget	Prior Years Expenditures	Commitments	Current Year Expenditures	Balance
Oakland Park Elementary School						
Wireless Network Upgrade and CAT 6 Data Port Upgrade Project Number: 003185003	77,000	54,853	54,853	-	-	-
Music Instruments Project Number: 003185009	50,000	50,000	39,351	-	-	10,649
Oakridge Elementary School						
Technology Infrastructure Upgrade Project Number: 046185001	13,000	10,802	10,802	-	-	-
Additional Computers to Close Gap Project Number: 046185002	154,000	153,927	153,927	-	-	-
Wireless Network Upgrade and CAT 6 Data Port Upgrade Project Number: 046185003	75,000	46,937	46,937	-	-	-
Music Instruments Project Number: 046185009	50,000	50,000	49,999	-	-	1
School Choice Enhancement Project Number: P.001775	100,000	100,000	100,000	-	-	-
Olsen Middle School						
Technology Infrastructure Upgrade Project Number: 047185001	54,000	25,598	23,986	-	-	1,612
Additional Computers to Close Gap Project Number: 047185002	125,000	124,991	124,991	-	-	-
Wireless Network Upgrade and CAT 6 Data Port Upgrade Project Number: 047185003	145,000	74,216	74,216	-	-	-

* Project expenditures include, but are not limited to, construction costs, design costs, permitting costs, advertising costs during the planning and procurement phase, equipment, work orders, and Program Management fees.

There may be some additional financial activity on these projects as the final payments are made and all of the purchase orders are closed-out. When the projects are closed-out remaining balances (savings) are reported to the School Board and returned to the Capital Reserve.

This is a budget and expenditure activity report, and is not a construction status report. The accompanying introduction and notes are an integral part of this budget activity report.



SMART Program Budget Activity Report

Completed and Meets Standard Projects Detail Schedule for Quarter Ended June 30, 2020



GOB Referendum Approved by Voters on 11/4/2014 - 67 Months Since Approval

School/ Project	Original Budget	Current Budget	Prior Years Expenditures	Commitments	Current Year Expenditures	Balance
Olsen Middle School						
School Choice Enhancement Project Number: P.002173	100,000	100,000	57,639	-	42,113	248
Orange Brook Elementary School						
Additional Computers to Close Gap Project Number: 071185002	235,000	234,983	234,983	-	-	-
Wireless Network Upgrade and CAT 6 Data Port Upgrade Project Number: 071185003	47,000	16,594	16,594	-	-	-
Music Instruments Project Number: 071185009	50,000	50,000	49,383	363	239	15
School Choice Enhancement Project Number: P.001815	100,000	100,000	99,321	-	-	679
Oriole Elementary School						
Technology Infrastructure Upgrade Project Number: 183185001	4,000	3,970	3,970	-	-	-
Additional Computers to Close Gap Project Number: 183185002	199,000	198,972	198,972	-	-	-
Wireless Network Upgrade and CAT 6 Data Port Upgrade Project Number: 183185003	39,000	32,340	32,340	-	-	0
Music Instruments Project Number: 183185009	50,000	-	-	-	-	-
School Choice Enhancement Project Number: P.002279	100,000	100,000	90,190	-	5,000	4,810

* Project expenditures include, but are not limited to, construction costs, design costs, permitting costs, advertising costs during the planning and procurement phase, equipment, work orders, and Program Management fees.

There may be some additional financial activity on these projects as the final payments are made and all of the purchase orders are closed-out. When the projects are closed-out remaining balances (savings) are reported to the School Board and returned to the Capital Reserve.

This is a budget and expenditure activity report, and is not a construction status report. The accompanying introduction and notes are an integral part of this budget activity report.



SMART Program Budget Activity Report

Completed and Meets Standard Projects Detail Schedule for Quarter Ended June 30, 2020



GOB Referendum Approved by Voters on 11/4/2014 - 67 Months Since Approval

School/ Project	Original Budget	Current Budget	Prior Years Expenditures	Commitments	Current Year Expenditures	Balance
Palm Cove Elementary School						
Technology Infrastructure Upgrade Project Number: 331185001	30,000	29,917	29,917	-	-	-
Additional Computers to Close Gap Project Number: 331185002	144,000	143,864	143,864	-	-	-
Wireless Network Upgrade and CAT 6 Data Port Upgrade Project Number: 331185003	114,000	68,184	68,184	-	-	-
Music Instruments Project Number: 331185009	50,000	50,000	49,736	-	-	264
Building Envelope Improvements (Roof, Window, Ext Wall, etc.), HVAC Improvements Project Number: P.001885	2,212,000	3,530,659	2,587,043	7,587	540,079	395,950
Palmview Elementary School						
Technology Infrastructure Upgrade Project Number: 113185001	9,000	4,236	4,236	-	-	-
Additional Computers to Close Gap Project Number: 113185002	202,000	202,000	202,000	-	-	-
Wireless Network Upgrade and CAT 6 Data Port Upgrade Project Number: 113185003	66,000	46,987	46,987	-	-	-
Music Instruments Project Number: 113185009	50,000	-	-	-	-	-

* Project expenditures include, but are not limited to, construction costs, design costs, permitting costs, advertising costs during the planning and procurement phase, equipment, work orders, and Program Management fees.

There may be some additional financial activity on these projects as the final payments are made and all of the purchase orders are closed-out. When the projects are closed-out remaining balances (savings) are reported to the School Board and returned to the Capital Reserve.

This is a budget and expenditure activity report, and is not a construction status report. The accompanying introduction and notes are an integral part of this budget activity report.



SMART Program Budget Activity Report

Completed and Meets Standard Projects Detail Schedule for Quarter Ended June 30, 2020



GOB Referendum Approved by Voters on 11/4/2014 - 67 Months Since Approval

School/ Project	Original Budget	Current Budget	Prior Years Expenditures	Commitments	Current Year Expenditures	Balance
Panther Run Elementary School						
Technology Infrastructure Upgrade Project Number: 357185001	113,000	97,289	97,289	-	-	-
Additional Computers to Close Gap Project Number: 357185002	148,000	147,665	147,665	-	-	-
Wireless Network Upgrade and CAT 6 Data Port Upgrade Project Number: 357185003	44,000	38,538	38,538	-	-	-
Music Instruments Project Number: 357185009	50,000	50,000	50,000	-	-	-
Paragon Academy of Technology						
Charter School Technology Project Number: 538185004	37,464	37,451	37,451	-	-	-
Park Lakes Elementary School						
Technology Infrastructure Upgrade Project Number: 376185001	34,000	19,956	19,956	-	-	-
Additional Computers to Close Gap Project Number: 376185002	236,000	235,867	235,867	-	-	-
Wireless Network Upgrade and CAT 6 Data Port Upgrade Project Number: 376185003	122,000	78,275	78,275	-	-	-
Music Instruments Project Number: 376185009	50,000	50,000	43,614	-	6,278	108
School Choice Enhancement Project Number: P.001773	100,000	100,000	87,088	-	12,901	11

* Project expenditures include, but are not limited to, construction costs, design costs, permitting costs, advertising costs during the planning and procurement phase, equipment, work orders, and Program Management fees.

There may be some additional financial activity on these projects as the final payments are made and all of the purchase orders are closed-out. When the projects are closed-out remaining balances (savings) are reported to the School Board and returned to the Capital Reserve.

This is a budget and expenditure activity report, and is not a construction status report. The accompanying introduction and notes are an integral part of this budget activity report.



SMART Program Budget Activity Report

Completed and Meets Standard Projects Detail Schedule for Quarter Ended June 30, 2020



GOB Referendum Approved by Voters on 11/4/2014 - 67 Months Since Approval

School/ Project	Original Budget	Current Budget	Prior Years Expenditures	Commitments	Current Year Expenditures	Balance
Park Ridge Elementary School						
Technology Infrastructure Upgrade Project Number: 195185001	97,000	28,739	28,739	-	-	-
Additional Computers to Close Gap Project Number: 195185002	147,000	146,897	146,897	-	-	-
Wireless Network Upgrade and CAT 6 Data Port Upgrade Project Number: 195185003	67,000	44,625	44,625	-	-	-
Music Instruments Project Number: 195185009	50,000	50,000	49,818	-	-	182
Park Springs Elementary School						
Technology Infrastructure Upgrade Project Number: 317185001	56,000	22,286	22,286	-	-	-
Additional Computers to Close Gap Project Number: 317185002	258,000	257,873	257,873	-	-	-
Wireless Network Upgrade and CAT 6 Data Port Upgrade Project Number: 317185003	116,000	74,085	74,085	-	-	-
Music Instruments Project Number: 317185009	50,000	50,000	41,307	60	1,992	6,641
School Choice Enhancement Project Number: P.002368	100,000	100,000	9,903	1,228	88,813	56
Park Trails Elementary School						
Technology Infrastructure Upgrade Project Number: 378185001	23,000	-	-	-	-	-

* Project expenditures include, but are not limited to, construction costs, design costs, permitting costs, advertising costs during the planning and procurement phase, equipment, work orders, and Program Management fees.

There may be some additional financial activity on these projects as the final payments are made and all of the purchase orders are closed-out. When the projects are closed-out remaining balances (savings) are reported to the School Board and returned to the Capital Reserve.

This is a budget and expenditure activity report, and is not a construction status report. The accompanying introduction and notes are an integral part of this budget activity report.



SMART Program Budget Activity Report

Completed and Meets Standard Projects Detail Schedule for Quarter Ended June 30, 2020



GOB Referendum Approved by Voters on 11/4/2014 - 67 Months Since Approval

School/ Project	Original Budget	Current Budget	Prior Years Expenditures	Commitments	Current Year Expenditures	Balance
Park Trails Elementary School						
Additional Computers to Close Gap Project Number: 378185002	349,000	348,873	348,873	-	-	-
Wireless Network Upgrade and CAT 6 Data Port Upgrade Project Number: 378185003	142,000	82,249	82,249	-	-	-
Music Instruments Project Number: 378185009	50,000	50,000	13,978	24,065	-	11,957
Parkside Elementary School						
Technology Infrastructure Upgrade Project Number: 363185001	104,000	78,310	78,310	-	-	-
Additional Computers to Close Gap Project Number: 363185002	128,000	127,964	127,964	-	-	-
Wireless Network Upgrade and CAT 6 Data Port Upgrade Project Number: 363185003	40,000	31,864	31,864	-	-	-
Music Instruments Project Number: 363185009	50,000	50,000	49,964	-	29	7
Parkway Middle School						
Technology Infrastructure Upgrade Project Number: 070185001	9,000	8,958	8,958	-	-	-
Wireless Network Upgrade and CAT 6 Data Port Upgrade Project Number: 070185003	179,000	137,434	137,434	-	-	-
Music Instruments Project Number: 070185009	5,000	5,000	4,566	-	432	2

* Project expenditures include, but are not limited to, construction costs, design costs, permitting costs, advertising costs during the planning and procurement phase, equipment, work orders, and Program Management fees.

There may be some additional financial activity on these projects as the final payments are made and all of the purchase orders are closed-out. When the projects are closed-out remaining balances (savings) are reported to the School Board and returned to the Capital Reserve.

This is a budget and expenditure activity report, and is not a construction status report. The accompanying introduction and notes are an integral part of this budget activity report.



SMART Program Budget Activity Report

Completed and Meets Standard Projects Detail Schedule for Quarter Ended June 30, 2020



GOB Referendum Approved by Voters on 11/4/2014 - 67 Months Since Approval

School/ Project	Original Budget	Current Budget	Prior Years Expenditures	Commitments	Current Year Expenditures	Balance
Parkway Middle School						
Re-Roofing of Bldgs. 22 and 24 Project Number: P.001617	754,360	754,360	754,360	-	-	-
Pasadena Lakes Elementary School						
Technology Infrastructure Upgrade Project Number: 207185001	17,000	17,000	17,000	-	-	-
Additional Computers to Close Gap Project Number: 207185002	59,000	58,975	58,975	-	-	-
Wireless Network Upgrade and CAT 6 Data Port Upgrade Project Number: 207185003	93,000	92,956	92,956	-	-	-
Music Instruments Project Number: 207185009	50,000	-	-	-	-	-
School Choice Enhancement Project Number: P.001783	100,000	100,000	99,503	267	-	230
Pathways Academy Charter School						
Charter School Technology Project Number: 537285004	81,221	81,217	81,217	-	-	-
Pembroke Lakes Elementary School						
Technology Infrastructure Upgrade Project Number: 266185001	51,000	32,680	32,680	-	-	-
Additional Computers to Close Gap Project Number: 266185002	90,000	89,921	89,921	-	-	-
Wireless Network Upgrade and CAT 6 Data Port Upgrade Project Number: 266185003	84,000	53,812	53,812	-	-	-

* Project expenditures include, but are not limited to, construction costs, design costs, permitting costs, advertising costs during the planning and procurement phase, equipment, work orders, and Program Management fees.

There may be some additional financial activity on these projects as the final payments are made and all of the purchase orders are closed-out. When the projects are closed-out remaining balances (savings) are reported to the School Board and returned to the Capital Reserve.

This is a budget and expenditure activity report, and is not a construction status report. The accompanying introduction and notes are an integral part of this budget activity report.



SMART Program Budget Activity Report

Completed and Meets Standard Projects Detail Schedule for Quarter Ended June 30, 2020



GOB Referendum Approved by Voters on 11/4/2014 - 67 Months Since Approval

School/ Project	Original Budget	Current Budget	Prior Years Expenditures	Commitments	Current Year Expenditures	Balance
Pembroke Lakes Elementary School						
Music Instruments Project Number: 266185009	50,000	50,000	49,957	-	-	43
School Choice Enhancement Project Number: P.002171	100,000	100,000	65,535	27,134	3,000	4,331
Pembroke Pines Elementary School						
Additional Computers to Close Gap Project Number: 122185002	109,000	108,782	108,782	-	-	-
Wireless Network Upgrade and CAT 6 Data Port Upgrade Project Number: 122185003	75,000	53,727	53,727	-	-	-
Music Instruments Project Number: 122185009	50,000	50,000	49,863	46	90	1
School Choice Enhancement Project Number: P.002183	100,000	100,000	14,239	-	78,118	7,643
Perry, Annabel C. Elementary School						
Technology Infrastructure Upgrade Project Number: 163185001	44,000	20,127	20,127	-	-	-
Additional Computers to Close Gap Project Number: 163185002	162,000	161,809	161,809	-	-	-
Wireless Network Upgrade and CAT 6 Data Port Upgrade Project Number: 163185003	107,000	64,298	64,298	-	-	-
Music Instruments Project Number: 163185009	50,000	50,000	49,992	-	-	8
School Choice Enhancement Project Number: P.001766	100,000	100,000	99,996	-	-	4

* Project expenditures include, but are not limited to, construction costs, design costs, permitting costs, advertising costs during the planning and procurement phase, equipment, work orders, and Program Management fees.

There may be some additional financial activity on these projects as the final payments are made and all of the purchase orders are closed-out. When the projects are closed-out remaining balances (savings) are reported to the School Board and returned to the Capital Reserve.

This is a budget and expenditure activity report, and is not a construction status report. The accompanying introduction and notes are an integral part of this budget activity report.



SMART Program Budget Activity Report

Completed and Meets Standard Projects Detail Schedule for Quarter Ended June 30, 2020



GOB Referendum Approved by Voters on 11/4/2014 - 67 Months Since Approval

School/ Project	Original Budget	Current Budget	Prior Years Expenditures	Commitments	Current Year Expenditures	Balance
Peters Elementary School						
Additional Computers to Close Gap Project Number: 093185002	154,000	153,964	153,964	-	-	-
Wireless Network Upgrade and CAT 6 Data Port Upgrade Project Number: 093185003	102,000	55,697	55,697	-	-	-
Music Instruments Project Number: 093185009	50,000	50,000	49,996	-	-	4
School Choice Enhancement Project Number: P.002343	100,000	100,000	18,571	2,751	78,587	91
Pine Ridge Education Center						
Wireless Network Upgrade and CAT 6 Data Port Upgrade Project Number: 065385003	19,000	18,969	18,969	-	-	-
Music Instruments Project Number: 065385009	50,000	-	-	-	-	-
School Choice Enhancement Project Number: P.001868	100,000	100,000	96,212	3,788	-	-
HVAC Improvements Project Number: P.002121	74,000	74,000	20,418	-	23,925	29,657
Pines Lakes Elementary School						
Additional Computers to Close Gap Project Number: 286185002	160,000	159,922	159,922	-	-	-
Wireless Network Upgrade and CAT 6 Data Port Upgrade Project Number: 286185003	81,000	62,460	62,460	-	-	-
Music Instruments Project Number: 286185009	50,000	50,000	49,760	-	209	31

* Project expenditures include, but are not limited to, construction costs, design costs, permitting costs, advertising costs during the planning and procurement phase, equipment, work orders, and Program Management fees.

There may be some additional financial activity on these projects as the final payments are made and all of the purchase orders are closed-out. When the projects are closed-out remaining balances (savings) are reported to the School Board and returned to the Capital Reserve.

This is a budget and expenditure activity report, and is not a construction status report. The accompanying introduction and notes are an integral part of this budget activity report.



SMART Program Budget Activity Report

Completed and Meets Standard Projects Detail Schedule for Quarter Ended June 30, 2020



GOB Referendum Approved by Voters on 11/4/2014 - 67 Months Since Approval

School/ Project	Original Budget	Current Budget	Prior Years Expenditures	Commitments	Current Year Expenditures	Balance
Pines Middle School						
Additional Computers to Close Gap Project Number: 188185002	244,000	244,000	244,000	-	-	-
Wireless Network Upgrade and CAT 6 Data Port Upgrade Project Number: 188185003	18,000	3,056	3,056	-	-	-
Music Instruments Project Number: 188185009	100,000	100,000	99,998	-	-	2
Pinewood Elementary School						
Technology Infrastructure Upgrade Project Number: 281185001	8,000	7,968	7,968	-	-	-
Additional Computers to Close Gap Project Number: 281185002	88,000	87,948	87,948	-	-	-
Wireless Network Upgrade and CAT 6 Data Port Upgrade Project Number: 281185003	104,000	100,374	100,374	-	-	-
Music Instruments Project Number: 281185009	50,000	50,000	42,478	1,238	6,278	6
School Choice Enhancement Project Number: P.001813	100,000	100,000	97,338	-	2,599	63
Pioneer Middle School						
Technology Infrastructure Upgrade Project Number: 257185001	275,000	111,707	111,707	-	-	-
Additional Computers to Close Gap Project Number: 257185002	263,000	262,919	262,919	-	-	-

* Project expenditures include, but are not limited to, construction costs, design costs, permitting costs, advertising costs during the planning and procurement phase, equipment, work orders, and Program Management fees.

There may be some additional financial activity on these projects as the final payments are made and all of the purchase orders are closed-out. When the projects are closed-out remaining balances (savings) are reported to the School Board and returned to the Capital Reserve.

This is a budget and expenditure activity report, and is not a construction status report. The accompanying introduction and notes are an integral part of this budget activity report.



SMART Program Budget Activity Report

Completed and Meets Standard Projects Detail Schedule for Quarter Ended June 30, 2020



GOB Referendum Approved by Voters on 11/4/2014 - 67 Months Since Approval

School/ Project	Original Budget	Current Budget	Prior Years Expenditures	Commitments	Current Year Expenditures	Balance
Pioneer Middle School						
Wireless Network Upgrade and CAT 6 Data Port Upgrade Project Number: 257185003	19,000	15,344	15,344	-	-	-
Music Instruments Project Number: 257185009	100,000	100,000	99,639	260	-	101
School Choice Enhancement Project Number: P.002006	100,000	100,000	99,937	-	-	63
Track Resurfacing Project Number: P.002093	70,000	70,000	45,111	-	-	24,889
Piper High School						
Technology Infrastructure Upgrade Project Number: 190185001	488,000	287,311	287,311	-	-	-
Additional Computers to Close Gap Project Number: 190185002	460,000	459,936	459,936	-	-	-
Wireless Network Upgrade and CAT 6 Data Port Upgrade Project Number: 190185003	135,000	131,909	131,909	-	-	-
Music Instruments Project Number: 190185009	300,000	300,000	299,891	-	-	109
School Choice Enhancement Project Number: P.001772	100,000	100,000	98,384	-	-	1,616
Weight Room Renovation Project Number: P.002015	121,000	121,000	119,890	1,110	-	-
Pivot Charter School						
Charter School Technology Project Number: 532285004	58,443	58,436	58,436	-	-	-

* Project expenditures include, but are not limited to, construction costs, design costs, permitting costs, advertising costs during the planning and procurement phase, equipment, work orders, and Program Management fees.

There may be some additional financial activity on these projects as the final payments are made and all of the purchase orders are closed-out. When the projects are closed-out remaining balances (savings) are reported to the School Board and returned to the Capital Reserve.

This is a budget and expenditure activity report, and is not a construction status report. The accompanying introduction and notes are an integral part of this budget activity report.



SMART Program Budget Activity Report

Completed and Meets Standard Projects Detail Schedule for Quarter Ended June 30, 2020



GOB Referendum Approved by Voters on 11/4/2014 - 67 Months Since Approval

School/ Project	Original Budget	Current Budget	Prior Years Expenditures	Commitments	Current Year Expenditures	Balance
Plantation Elementary School						
Technology Infrastructure Upgrade Project Number: 094185001	8,000	7,968	7,968	-	-	-
Additional Computers to Close Gap Project Number: 094185002	92,000	91,877	91,877	-	-	-
Wireless Network Upgrade and CAT 6 Data Port Upgrade Project Number: 094185003	88,000	80,882	80,882	-	-	-
Music Instruments Project Number: 094185009	50,000	50,000	43,720	6,278	-	2
HVAC Improvements Project Number: P.002119	145,000	145,000	-	10,000	33,832	101,168
School Choice Enhancement Project Number: P.002212	100,000	100,000	78,053	-	20,138	1,809
Plantation High School						
Technology Infrastructure Upgrade Project Number: 145185001	9,000	-	-	-	-	-
Additional Computers to Close Gap Project Number: 145185002	503,000	502,967	502,967	-	-	-
Wireless Network Upgrade and CAT 6 Data Port Upgrade Project Number: 145185003	237,000	152,710	152,710	-	-	-
Music Instruments Project Number: 145185009	300,000	300,000	300,000	-	-	-
Track Resurfacing Project Number: P.002033	300,000	300,000	199,677	-	-	100,323

* Project expenditures include, but are not limited to, construction costs, design costs, permitting costs, advertising costs during the planning and procurement phase, equipment, work orders, and Program Management fees.

There may be some additional financial activity on these projects as the final payments are made and all of the purchase orders are closed-out. When the projects are closed-out remaining balances (savings) are reported to the School Board and returned to the Capital Reserve.

This is a budget and expenditure activity report, and is not a construction status report. The accompanying introduction and notes are an integral part of this budget activity report.



SMART Program Budget Activity Report

Completed and Meets Standard Projects Detail Schedule for Quarter Ended June 30, 2020



GOB Referendum Approved by Voters on 11/4/2014 - 67 Months Since Approval

School/ Project	Original Budget	Current Budget	Prior Years Expenditures	Commitments	Current Year Expenditures	Balance
Plantation High School						
Weight Room Renovation Project Number: P.002151	121,000	121,000	120,655	-	-	345
School Choice Enhancement Project Number: P.002238	100,000	100,000	48,887	23	50,923	167
Plantation Middle School						
Technology Infrastructure Upgrade Project Number: 055185001	2,000	1,999	1,999	-	-	-
Additional Computers to Close Gap Project Number: 055185002	139,000	138,951	138,951	-	-	-
Wireless Network Upgrade and CAT 6 Data Port Upgrade Project Number: 055185003	138,000	101,498	101,498	-	-	-
Music Instruments Project Number: 055185009	100,000	100,000	99,738	-	-	262
School Choice Enhancement Project Number: P.002192	100,000	100,000	33,929	900	64,572	599
Plantation Park Elementary School						
Technology Infrastructure Upgrade Project Number: 125185001	47,000	36,217	36,217	-	-	-
Additional Computers to Close Gap Project Number: 125185002	90,000	89,950	89,950	-	-	-
Wireless Network Upgrade and CAT 6 Data Port Upgrade Project Number: 125185003	72,000	43,446	43,446	-	-	-
Music Instruments Project Number: 125185009	50,000	50,000	41,885	-	7,936	179

* Project expenditures include, but are not limited to, construction costs, design costs, permitting costs, advertising costs during the planning and procurement phase, equipment, work orders, and Program Management fees.

There may be some additional financial activity on these projects as the final payments are made and all of the purchase orders are closed-out. When the projects are closed-out remaining balances (savings) are reported to the School Board and returned to the Capital Reserve.

This is a budget and expenditure activity report, and is not a construction status report. The accompanying introduction and notes are an integral part of this budget activity report.



SMART Program Budget Activity Report

Completed and Meets Standard Projects Detail Schedule for Quarter Ended June 30, 2020



GOB Referendum Approved by Voters on 11/4/2014 - 67 Months Since Approval

School/ Project	Original Budget	Current Budget	Prior Years Expenditures	Commitments	Current Year Expenditures	Balance
Pompano Beach Elementary School						
Additional Computers to Close Gap Project Number: 075185002	133,000	132,926	132,926	-	-	-
Wireless Network Upgrade and CAT 6 Data Port Upgrade Project Number: 075185003	72,000	48,540	48,540	-	-	-
Music Instruments Project Number: 075185009	50,000	50,000	48,062	1,595	-	343
School Choice Enhancement Project Number: P.001804	100,000	100,000	99,891	-	-	109
Pompano Beach High School						
Technology Infrastructure Upgrade Project Number: 018585001	255,000	140,357	140,357	-	-	-
Additional Computers to Close Gap Project Number: 018585002	209,000	208,999	208,999	-	-	-
Wireless Network Upgrade and CAT 6 Data Port Upgrade Project Number: 018585003	22,000	20,979	20,979	-	-	-
Music Instruments Project Number: 018585009	300,000	300,000	299,993	-	-	7
Track Resurfacing Project Number: P.002052	300,000	300,000	284,145	1,908	-	13,947
Weight Room Renovation Project Number: P.002160	121,000	121,000	120,963	-	-	37

* Project expenditures include, but are not limited to, construction costs, design costs, permitting costs, advertising costs during the planning and procurement phase, equipment, work orders, and Program Management fees.

There may be some additional financial activity on these projects as the final payments are made and all of the purchase orders are closed-out. When the projects are closed-out remaining balances (savings) are reported to the School Board and returned to the Capital Reserve.

This is a budget and expenditure activity report, and is not a construction status report. The accompanying introduction and notes are an integral part of this budget activity report.



SMART Program Budget Activity Report

Completed and Meets Standard Projects Detail Schedule for Quarter Ended June 30, 2020



GOB Referendum Approved by Voters on 11/4/2014 - 67 Months Since Approval

School/ Project	Original Budget	Current Budget	Prior Years Expenditures	Commitments	Current Year Expenditures	Balance
Pompano Beach Middle School						
Additional Computers to Close Gap Project Number: 002185002	170,000	169,889	169,889	-	-	-
Wireless Network Upgrade and CAT 6 Data Port Upgrade Project Number: 002185003	123,000	72,632	72,632	-	-	-
Music Instruments Project Number: 002185009	100,000	-	-	-	-	-
School Choice Enhancement Project Number: P.001747	100,000	100,000	99,975	-	-	25
Quiet Waters Elementary School						
Technology Infrastructure Upgrade Project Number: 312185001	153,000	71,399	71,399	-	-	-
Additional Computers to Close Gap Project Number: 312185002	257,000	256,981	256,981	-	-	-
Wireless Network Upgrade and CAT 6 Data Port Upgrade Project Number: 312185003	72,000	-	-	-	-	-
Music Instruments Project Number: 312185009	50,000	50,000	36,275	54	6,521	7,150
Ramblewood Elementary School						
Technology Infrastructure Upgrade Project Number: 272185001	17,000	6,871	6,871	-	-	-
Additional Computers to Close Gap Project Number: 272185002	179,000	178,862	178,862	-	-	-

* Project expenditures include, but are not limited to, construction costs, design costs, permitting costs, advertising costs during the planning and procurement phase, equipment, work orders, and Program Management fees.

There may be some additional financial activity on these projects as the final payments are made and all of the purchase orders are closed-out. When the projects are closed-out remaining balances (savings) are reported to the School Board and returned to the Capital Reserve.

This is a budget and expenditure activity report, and is not a construction status report. The accompanying introduction and notes are an integral part of this budget activity report.



SMART Program Budget Activity Report

Completed and Meets Standard Projects Detail Schedule for Quarter Ended June 30, 2020



GOB Referendum Approved by Voters on 11/4/2014 - 67 Months Since Approval

School/ Project	Original Budget	Current Budget	Prior Years Expenditures	Commitments	Current Year Expenditures	Balance
Ramblewood Elementary School						
Wireless Network Upgrade and CAT 6 Data Port Upgrade Project Number: 272185003	106,000	60,764	60,764	-	-	-
Music Instruments Project Number: 272185009	50,000	50,000	49,999	-	-	1
Ramblewood Middle School						
Technology Infrastructure Upgrade Project Number: 271185001	170,000	153,282	153,282	-	-	-
Additional Computers to Close Gap Project Number: 271185002	183,000	182,825	182,825	-	-	-
Wireless Network Upgrade and CAT 6 Data Port Upgrade Project Number: 271185003	68,000	66,413	66,413	-	-	-
Music Instruments Project Number: 271185009	100,000	100,000	99,993	-	-	7
School Choice Enhancement Project Number: P.001945	100,000	100,000	100,000	-	-	-
Renaissance Charter Middle School at Pines						
Charter School Technology Project Number: 501485004	69,233	69,233	69,233	-	-	-
Renaissance Charter School of Plantation						
Charter School Technology Project Number: 502385004	301,209	301,202	301,202	-	-	-
Renaissance Charter School at Cooper City						
Charter School Technology Project Number: 504985004	361,151	361,144	361,144	-	-	-

* Project expenditures include, but are not limited to, construction costs, design costs, permitting costs, advertising costs during the planning and procurement phase, equipment, work orders, and Program Management fees.

There may be some additional financial activity on these projects as the final payments are made and all of the purchase orders are closed-out. When the projects are closed-out remaining balances (savings) are reported to the School Board and returned to the Capital Reserve.

This is a budget and expenditure activity report, and is not a construction status report. The accompanying introduction and notes are an integral part of this budget activity report.



SMART Program Budget Activity Report

Completed and Meets Standard Projects Detail Schedule for Quarter Ended June 30, 2020



GOB Referendum Approved by Voters on 11/4/2014 - 67 Months Since Approval

School/ Project	Original Budget	Current Budget	Prior Years Expenditures	Commitments	Current Year Expenditures	Balance
Renaissance Charter School at University						
Charter School Technology Project Number: 504885004	430,084	430,084	430,084	-	-	-
Renaissance Charter School of Coral Springs						
Charter School Technology Project Number: 502085004	445,968	445,891	445,891	-	-	-
Renaissance Charter Schools at Pines						
Charter School Technology Project Number: 571085004	246,062	246,057	246,057	-	-	-
Rickards, James S. Middle School						
Technology Infrastructure Upgrade Project Number: 212185001	17,000	14,526	14,526	-	-	-
Additional Computers to Close Gap Project Number: 212185002	200,000	199,887	199,887	-	-	-
Wireless Network Upgrade and CAT 6 Data Port Upgrade Project Number: 212185003	106,000	93,395	89,387	-	-	4,008
School Choice Enhancement Project Number: P.002031	100,000	100,000	95,647	627	1,000	2,726
RISE Academy School of Science and Technology						
Charter School Technology Project Number: 542085004	82,420	82,405	82,405	-	-	-
Riverglades Elementary School						
Technology Infrastructure Upgrade Project Number: 289185001	143,000	63,958	63,958	-	-	-

* Project expenditures include, but are not limited to, construction costs, design costs, permitting costs, advertising costs during the planning and procurement phase, equipment, work orders, and Program Management fees.

There may be some additional financial activity on these projects as the final payments are made and all of the purchase orders are closed-out. When the projects are closed-out remaining balances (savings) are reported to the School Board and returned to the Capital Reserve.

This is a budget and expenditure activity report, and is not a construction status report. The accompanying introduction and notes are an integral part of this budget activity report.



SMART Program Budget Activity Report

Completed and Meets Standard Projects Detail Schedule for Quarter Ended June 30, 2020



GOB Referendum Approved by Voters on 11/4/2014 - 67 Months Since Approval

School/ Project	Original Budget	Current Budget	Prior Years Expenditures	Commitments	Current Year Expenditures	Balance
Riverglades Elementary School						
Additional Computers to Close Gap Project Number: 289185002	165,000	164,983	164,983	-	-	-
Wireless Network Upgrade and CAT 6 Data Port Upgrade Project Number: 289185003	59,000	-	-	-	-	-
Music Instruments Project Number: 289185009	50,000	50,000	43,721	6,278	-	1
Riverland Elementary School						
Additional Computers to Close Gap Project Number: 015185002	122,000	121,975	121,975	-	-	-
Wireless Network Upgrade and CAT 6 Data Port Upgrade Project Number: 015185003	44,000	33,357	33,357	-	-	-
Music Instruments Project Number: 015185009	50,000	50,000	49,890	-	-	110
Riverside Elementary School						
Technology Infrastructure Upgrade Project Number: 303185001	144,000	14,224	14,224	-	-	-
Additional Computers to Close Gap Project Number: 303185002	124,000	123,902	123,902	-	-	-
Wireless Network Upgrade and CAT 6 Data Port Upgrade Project Number: 303185003	63,000	4,834	4,834	-	-	-
Music Instruments Project Number: 303185009	50,000	50,000	49,999	-	-	1

* Project expenditures include, but are not limited to, construction costs, design costs, permitting costs, advertising costs during the planning and procurement phase, equipment, work orders, and Program Management fees.

There may be some additional financial activity on these projects as the final payments are made and all of the purchase orders are closed-out. When the projects are closed-out remaining balances (savings) are reported to the School Board and returned to the Capital Reserve.

This is a budget and expenditure activity report, and is not a construction status report. The accompanying introduction and notes are an integral part of this budget activity report.



SMART Program Budget Activity Report

Completed and Meets Standard Projects Detail Schedule for Quarter Ended June 30, 2020



GOB Referendum Approved by Voters on 11/4/2014 - 67 Months Since Approval

School/ Project	Original Budget	Current Budget	Prior Years Expenditures	Commitments	Current Year Expenditures	Balance
Rock Island Elementary School						
Additional Computers to Close Gap Project Number: 370185002	88,000	87,992	87,992	-	-	-
Wireless Network Upgrade and CAT 6 Data Port Upgrade Project Number: 370185003	27,000	26,615	26,615	-	-	-
Music Instruments Project Number: 370185009	50,000	-	-	-	-	-
School Choice Enhancement Project Number: P.001755	100,000	100,000	99,986	-	-	14
Royal Palm Elementary School						
Technology Infrastructure Upgrade Project Number: 185185001	9,000	6,871	6,871	-	-	-
Additional Computers to Close Gap Project Number: 185185002	119,000	118,980	118,980	-	-	-
Wireless Network Upgrade and CAT 6 Data Port Upgrade Project Number: 185185003	104,000	62,323	62,323	-	-	-
Music Instruments Project Number: 185185009	50,000	50,000	41,158	-	6,278	2,564
School Choice Enhancement Project Number: P.002169	100,000	100,000	44,154	-	55,752	94
Sanders Park Elementary School						
Additional Computers to Close Gap Project Number: 089185002	116,000	115,835	115,835	-	-	-

* Project expenditures include, but are not limited to, construction costs, design costs, permitting costs, advertising costs during the planning and procurement phase, equipment, work orders, and Program Management fees.

There may be some additional financial activity on these projects as the final payments are made and all of the purchase orders are closed-out. When the projects are closed-out remaining balances (savings) are reported to the School Board and returned to the Capital Reserve.

This is a budget and expenditure activity report, and is not a construction status report. The accompanying introduction and notes are an integral part of this budget activity report.



SMART Program Budget Activity Report

Completed and Meets Standard Projects Detail Schedule for Quarter Ended June 30, 2020



GOB Referendum Approved by Voters on 11/4/2014 - 67 Months Since Approval

School/ Project	Original Budget	Current Budget	Prior Years Expenditures	Commitments	Current Year Expenditures	Balance
Sanders Park Elementary School						
Wireless Network Upgrade and CAT 6 Data Port Upgrade Project Number: 089185003	40,000	35,721	35,721	-	-	-
Music Instruments Project Number: 089185009	50,000	50,000	48,994	-	1,000	6
Sandpiper Elementary School						
Technology Infrastructure Upgrade Project Number: 306185001	39,000	21,587	21,587	-	-	-
Additional Computers to Close Gap Project Number: 306185002	169,000	168,691	168,691	-	-	-
Wireless Network Upgrade and CAT 6 Data Port Upgrade Project Number: 306185003	58,000	46,172	46,172	-	-	-
Music Instruments Project Number: 306185009	50,000	50,000	49,444	-	-	556
School Choice Enhancement Project Number: P.001707	100,000	100,000	99,939	-	-	61
Sawgrass Elementary School						
Technology Infrastructure Upgrade Project Number: 340185001	91,000	49,079	49,079	-	-	-
Additional Computers to Close Gap Project Number: 340185002	194,000	193,950	193,950	-	-	-
Wireless Network Upgrade and CAT 6 Data Port Upgrade Project Number: 340185003	116,000	81,827	81,827	-	-	-

* Project expenditures include, but are not limited to, construction costs, design costs, permitting costs, advertising costs during the planning and procurement phase, equipment, work orders, and Program Management fees.

There may be some additional financial activity on these projects as the final payments are made and all of the purchase orders are closed-out. When the projects are closed-out remaining balances (savings) are reported to the School Board and returned to the Capital Reserve.

This is a budget and expenditure activity report, and is not a construction status report. The accompanying introduction and notes are an integral part of this budget activity report.



SMART Program Budget Activity Report

Completed and Meets Standard Projects Detail Schedule for Quarter Ended June 30, 2020



GOB Referendum Approved by Voters on 11/4/2014 - 67 Months Since Approval

School/ Project	Original Budget	Current Budget	Prior Years Expenditures	Commitments	Current Year Expenditures	Balance
Sawgrass Elementary School						
Music Instruments Project Number: 340185009	50,000	50,000	50,000	-	-	-
School Choice Enhancement Project Number: P.002371	100,000	100,000	3,973	-	94,075	1,952
Sawgrass Springs Middle School						
Technology Infrastructure Upgrade Project Number: 343185001	200,000	92,568	92,568	-	-	-
Additional Computers to Close Gap Project Number: 343185002	188,000	187,997	187,997	-	-	-
Wireless Network Upgrade and CAT 6 Data Port Upgrade Project Number: 343185003	73,000	71,249	71,249	-	-	-
Music Instruments Project Number: 343185009	100,000	100,000	99,995	-	-	5
School Choice Enhancement Project Number: P.001963	100,000	100,000	99,996	-	-	4
Sea Castle Elementary School						
Technology Infrastructure Upgrade Project Number: 287185001	26,000	20,781	20,781	-	-	-
Additional Computers to Close Gap Project Number: 287185002	162,000	161,980	161,980	-	-	-
Wireless Network Upgrade and CAT 6 Data Port Upgrade Project Number: 287185003	111,000	72,206	72,206	-	-	-

* Project expenditures include, but are not limited to, construction costs, design costs, permitting costs, advertising costs during the planning and procurement phase, equipment, work orders, and Program Management fees.

There may be some additional financial activity on these projects as the final payments are made and all of the purchase orders are closed-out. When the projects are closed-out remaining balances (savings) are reported to the School Board and returned to the Capital Reserve.

This is a budget and expenditure activity report, and is not a construction status report. The accompanying introduction and notes are an integral part of this budget activity report.



SMART Program Budget Activity Report

Completed and Meets Standard Projects Detail Schedule for Quarter Ended June 30, 2020



GOB Referendum Approved by Voters on 11/4/2014 - 67 Months Since Approval

School/ Project	Original Budget	Current Budget	Prior Years Expenditures	Commitments	Current Year Expenditures	Balance
Sea Castle Elementary School						
Music Instruments Project Number: 287185009	50,000	50,000	49,675	-	-	325
School Choice Enhancement Project Number: P.001799	100,000	100,000	98,919	1,064	-	17
Seagull Alternative High School						
Technology Infrastructure Upgrade Project Number: 060185001	26,000	4,081	4,081	-	-	-
Wireless Network Upgrade and CAT 6 Data Port Upgrade Project Number: 060185003	100,000	65,631	65,630	-	-	1
Music Instruments Project Number: 060185009	50,000	-	-	-	-	-
School Choice Enhancement Project Number: P.001704	100,000	100,000	54,024	-	45,944	32
Seminole Middle School						
Technology Infrastructure Upgrade Project Number: 189185001	196,000	161,685	161,685	-	-	-
Additional Computers to Close Gap Project Number: 189185002	204,000	203,869	203,869	-	-	-
Wireless Network Upgrade and CAT 6 Data Port Upgrade Project Number: 189185003	56,000	50,606	50,606	-	-	-
Music Instruments Project Number: 189185009	100,000	100,000	99,990	-	-	10
Track Resurfacing Project Number: P.002094	70,000	70,000	45,100	-	-	24,900

* Project expenditures include, but are not limited to, construction costs, design costs, permitting costs, advertising costs during the planning and procurement phase, equipment, work orders, and Program Management fees.

There may be some additional financial activity on these projects as the final payments are made and all of the purchase orders are closed-out. When the projects are closed-out remaining balances (savings) are reported to the School Board and returned to the Capital Reserve.

This is a budget and expenditure activity report, and is not a construction status report. The accompanying introduction and notes are an integral part of this budget activity report.



SMART Program Budget Activity Report

Completed and Meets Standard Projects Detail Schedule for Quarter Ended June 30, 2020



GOB Referendum Approved by Voters on 11/4/2014 - 67 Months Since Approval

School/ Project	Original Budget	Current Budget	Prior Years Expenditures	Commitments	Current Year Expenditures	Balance
Seminole Middle School						
School Choice Enhancement Project Number: P.002234	100,000	100,000	89,824	67	-	10,109
Sheridan Hills Elementary School						
Additional Computers to Close Gap Project Number: 181185002	115,000	114,944	114,944	-	-	-
Wireless Network Upgrade and CAT 6 Data Port Upgrade Project Number: 181185003	68,000	61,030	61,030	-	-	-
Music Instruments Project Number: 181185009	50,000	50,000	49,999	-	-	1
School Choice Enhancement Project Number: P.001840	100,000	100,000	99,791	-	-	209
Sheridan Park Elementary School						
Technology Infrastructure Upgrade Project Number: 132185001	17,000	11,501	11,501	-	-	-
Additional Computers to Close Gap Project Number: 132185002	184,000	183,857	183,857	-	-	-
Wireless Network Upgrade and CAT 6 Data Port Upgrade Project Number: 132185003	99,000	54,785	54,785	-	-	-
Music Instruments Project Number: 132185009	50,000	50,000	43,404	20	6,573	3
School Choice Enhancement Project Number: P.002392	100,000	100,000	-	-	94,862	5,138

* Project expenditures include, but are not limited to, construction costs, design costs, permitting costs, advertising costs during the planning and procurement phase, equipment, work orders, and Program Management fees.

There may be some additional financial activity on these projects as the final payments are made and all of the purchase orders are closed-out. When the projects are closed-out remaining balances (savings) are reported to the School Board and returned to the Capital Reserve.

This is a budget and expenditure activity report, and is not a construction status report. The accompanying introduction and notes are an integral part of this budget activity report.



SMART Program Budget Activity Report

Completed and Meets Standard Projects Detail Schedule for Quarter Ended June 30, 2020



GOB Referendum Approved by Voters on 11/4/2014 - 67 Months Since Approval

School/ Project	Original Budget	Current Budget	Prior Years Expenditures	Commitments	Current Year Expenditures	Balance
Sheridan Technical Center						
Technology Infrastructure Upgrade Project Number: 105185001	364,000	360,680	360,680	-	-	-
Wireless Network Upgrade and CAT 6 Data Port Upgrade Project Number: 105185003	92,000	91,999	91,999	-	-	-
School Choice Enhancement Project Number: P.002346	100,000	100,000	-	85,364	-	14,636
Sheridan Technical High School						
Wireless Network Upgrade and CAT 6 Data Port Upgrade Project Number: 042285003	40,000	34,038	34,038	-	-	-
School Choice Enhancement Project Number: P.002373	100,000	100,000	-	-	99,993	7
Silver Lakes Elementary School						
Technology Infrastructure Upgrade Project Number: 337185001	134,000	84,626	84,626	-	-	-
Additional Computers to Close Gap Project Number: 337185002	158,000	157,944	157,944	-	-	-
Wireless Network Upgrade and CAT 6 Data Port Upgrade Project Number: 337185003	95,000	58,044	58,044	-	-	-
Music Instruments Project Number: 337185009	50,000	50,000	43,119	6,278	-	603
School Choice Enhancement Project Number: P.002319	100,000	100,000	-	185	99,772	43

* Project expenditures include, but are not limited to, construction costs, design costs, permitting costs, advertising costs during the planning and procurement phase, equipment, work orders, and Program Management fees.

There may be some additional financial activity on these projects as the final payments are made and all of the purchase orders are closed-out. When the projects are closed-out remaining balances (savings) are reported to the School Board and returned to the Capital Reserve.

This is a budget and expenditure activity report, and is not a construction status report. The accompanying introduction and notes are an integral part of this budget activity report.



SMART Program Budget Activity Report

Completed and Meets Standard Projects Detail Schedule for Quarter Ended June 30, 2020



GOB Referendum Approved by Voters on 11/4/2014 - 67 Months Since Approval

School/ Project	Original Budget	Current Budget	Prior Years Expenditures	Commitments	Current Year Expenditures	Balance
Silver Lakes Middle School						
Technology Infrastructure Upgrade Project Number: 297185001	17,000	3,224	3,224	-	-	-
Additional Computers to Close Gap Project Number: 297185002	65,000	64,969	64,969	-	-	-
Wireless Network Upgrade and CAT 6 Data Port Upgrade Project Number: 297185003	67,000	41,699	41,699	-	-	-
Music Instruments Project Number: 297185009	100,000	100,000	99,862	-	-	138
Silver Palms Elementary School						
Technology Infrastructure Upgrade Project Number: 349185001	123,000	65,648	65,648	-	-	-
Additional Computers to Close Gap Project Number: 349185002	206,000	205,848	205,848	-	-	-
Wireless Network Upgrade and CAT 6 Data Port Upgrade Project Number: 349185003	54,000	1,881	1,881	-	-	-
Music Instruments Project Number: 349185009	50,000	50,000	49,783	109	102	6
Silver Ridge Elementary School						
Technology Infrastructure Upgrade Project Number: 308185001	95,000	44,397	44,397	-	-	-
Additional Computers to Close Gap Project Number: 308185002	260,000	259,931	259,931	-	-	-

* Project expenditures include, but are not limited to, construction costs, design costs, permitting costs, advertising costs during the planning and procurement phase, equipment, work orders, and Program Management fees.

There may be some additional financial activity on these projects as the final payments are made and all of the purchase orders are closed-out. When the projects are closed-out remaining balances (savings) are reported to the School Board and returned to the Capital Reserve.

This is a budget and expenditure activity report, and is not a construction status report. The accompanying introduction and notes are an integral part of this budget activity report.



SMART Program Budget Activity Report

Completed and Meets Standard Projects Detail Schedule for Quarter Ended June 30, 2020



GOB Referendum Approved by Voters on 11/4/2014 - 67 Months Since Approval

School/ Project	Original Budget	Current Budget	Prior Years Expenditures	Commitments	Current Year Expenditures	Balance
Silver Ridge Elementary School						
Wireless Network Upgrade and CAT 6 Data Port Upgrade Project Number: 308185003	109,000	61,787	61,787	-	-	-
Music Instruments Project Number: 308185009	50,000	50,000	49,756	-	243	1
School Choice Enhancement Project Number: P.001957	100,000	100,000	99,989	-	-	11
Silver Shores Elementary School						
Technology Infrastructure Upgrade Project Number: 358185001	30,000	28,821	28,821	-	-	-
Additional Computers to Close Gap Project Number: 358185002	83,000	82,976	82,976	-	-	-
Wireless Network Upgrade and CAT 6 Data Port Upgrade Project Number: 358185003	82,000	81,990	81,990	-	-	-
Music Instruments Project Number: 358185009	50,000	50,000	49,962	-	-	38
School Choice Enhancement Project Number: P.001706	100,000	100,000	91,191	129	8,258	422
Building Envelope Improvements (Roof, Window, Ext Wall, etc.), HVAC Improvements Project Number: P.001906	1,034,000	2,265,560	1,699,990	15,072	363,284	187,214
Silver Trail Middle School						
Technology Infrastructure Upgrade Project Number: 333185001	251,000	198,353	198,353	-	-	-

* Project expenditures include, but are not limited to, construction costs, design costs, permitting costs, advertising costs during the planning and procurement phase, equipment, work orders, and Program Management fees.

There may be some additional financial activity on these projects as the final payments are made and all of the purchase orders are closed-out. When the projects are closed-out remaining balances (savings) are reported to the School Board and returned to the Capital Reserve.

This is a budget and expenditure activity report, and is not a construction status report. The accompanying introduction and notes are an integral part of this budget activity report.



SMART Program Budget Activity Report

Completed and Meets Standard Projects Detail Schedule for Quarter Ended June 30, 2020



GOB Referendum Approved by Voters on 11/4/2014 - 67 Months Since Approval

School/ Project	Original Budget	Current Budget	Prior Years Expenditures	Commitments	Current Year Expenditures	Balance
Silver Trail Middle School						
Additional Computers to Close Gap Project Number: 333185002	316,000	315,943	315,943	-	-	-
Wireless Network Upgrade and CAT 6 Data Port Upgrade Project Number: 333185003	78,000	47,109	47,109	-	-	0
Music Instruments Project Number: 333185009	100,000	100,000	99,999	-	-	1
Re-roofing of bldg. 2, section C & D Project Number: P.001650	-	605,000	194,553	80	-	410,367
School Choice Enhancement Project Number: P.001795	100,000	100,000	100,000	-	-	-
Somerset Academy Charter Conservatory High						
Charter School Technology Project Number: 539685004	35,665	35,656	35,656	-	-	-
Somerset Academy Charter High School Miramar Campus						
Charter School Technology Project Number: 500785004	84,219	84,214	84,214	-	-	-
Somerset Academy Charter School Miramar						
Charter School Technology Project Number: 540585004	193,613	193,605	193,605	-	-	-
Somerset Academy Davie Charter School						
Charter School Technology Project Number: 521185004	45,256	45,251	45,251	-	-	-

* Project expenditures include, but are not limited to, construction costs, design costs, permitting costs, advertising costs during the planning and procurement phase, equipment, work orders, and Program Management fees.

There may be some additional financial activity on these projects as the final payments are made and all of the purchase orders are closed-out. When the projects are closed-out remaining balances (savings) are reported to the School Board and returned to the Capital Reserve.

This is a budget and expenditure activity report, and is not a construction status report. The accompanying introduction and notes are an integral part of this budget activity report.



SMART Program Budget Activity Report

Completed and Meets Standard Projects Detail Schedule for Quarter Ended June 30, 2020



GOB Referendum Approved by Voters on 11/4/2014 - 67 Months Since Approval

School/ Project	Original Budget	Current Budget	Prior Years Expenditures	Commitments	Current Year Expenditures	Balance
Somerset Academy East Preparatory						
Charter School Technology Project Number: 539185004	87,515	87,511	87,511	-	-	-
Somerset Academy Elementary						
Charter School Technology Project Number: 514185004	280,529	280,507	280,507	-	-	-
Somerset Academy High						
Charter School Technology Project Number: 522185004	329,381	329,375	329,375	-	-	-
Somerset Academy Hollywood						
Charter School Technology Project Number: 538785004	17,083	17,080	17,080	-	-	-
Somerset Academy Hollywood Middle School						
Charter School Technology Project Number: 541985004	3,297	3,293	3,293	-	-	-
Somerset Academy Middle						
Charter School Technology Project Number: 515185004	249,059	249,055	249,055	-	-	-
Somerset Academy Miramar Middle						
Charter School Technology Project Number: 540685004	131,573	131,539	131,539	-	-	-
Somerset Academy Neighborhood						
Charter School Technology Project Number: 502185004	158,247	158,237	158,237	-	-	-
Somerset Academy Pompano						
Charter School Technology Project Number: 538885004	49,452	49,451	49,451	-	-	-

* Project expenditures include, but are not limited to, construction costs, design costs, permitting costs, advertising costs during the planning and procurement phase, equipment, work orders, and Program Management fees.

There may be some additional financial activity on these projects as the final payments are made and all of the purchase orders are closed-out. When the projects are closed-out remaining balances (savings) are reported to the School Board and returned to the Capital Reserve.

This is a budget and expenditure activity report, and is not a construction status report. The accompanying introduction and notes are an integral part of this budget activity report.



SMART Program Budget Activity Report

Completed and Meets Standard Projects Detail Schedule for Quarter Ended June 30, 2020



GOB Referendum Approved by Voters on 11/4/2014 - 67 Months Since Approval

School/ Project	Original Budget	Current Budget	Prior Years Expenditures	Commitments	Current Year Expenditures	Balance
Somerset Academy Pompano Middle						
Charter School Technology Project Number: 541385004	6,893	6,885	6,885	-	-	-
Somerset Academy Village Charter Middle School						
Charter School Technology Project Number: 500285004	33,268	33,265	33,265	-	-	-
Somerset Charter Academy @ North Lauderdale						
Charter School Technology Project Number: 500385004	212,794	212,787	212,787	-	-	-
Somerset Miramar South						
Charter School Technology Project Number: 505485004	31,470	31,469	31,469	-	-	-
Somerset Pines Academy						
Charter School Technology Project Number: 503085004	146,558	146,548	146,548	-	-	-
Somerset Prep Charter High Broward Campus						
Charter School Technology Project Number: 500685004	66,835	66,831	66,831	-	-	-
Somerset Preparatory Charter Middle School						
Charter School Technology Project Number: 544185004	101,002	100,993	100,993	-	-	-
Somerset Village Academy						
Charter School Technology Project Number: 500485004	74,328	74,319	74,319	-	-	-

* Project expenditures include, but are not limited to, construction costs, design costs, permitting costs, advertising costs during the planning and procurement phase, equipment, work orders, and Program Management fees.

There may be some additional financial activity on these projects as the final payments are made and all of the purchase orders are closed-out. When the projects are closed-out remaining balances (savings) are reported to the School Board and returned to the Capital Reserve.

This is a budget and expenditure activity report, and is not a construction status report. The accompanying introduction and notes are an integral part of this budget activity report.



SMART Program Budget Activity Report

Completed and Meets Standard Projects Detail Schedule for Quarter Ended June 30, 2020



GOB Referendum Approved by Voters on 11/4/2014 - 67 Months Since Approval

School/ Project	Original Budget	Current Budget	Prior Years Expenditures	Commitments	Current Year Expenditures	Balance
South Broward High School						
Additional Computers to Close Gap Project Number: 017185002	421,000	420,995	420,995	-	-	-
Wireless Network Upgrade and CAT 6 Data Port Upgrade Project Number: 017185003	181,000	159,681	159,681	-	-	-
School Choice Enhancement Project Number: P.001991	100,000	100,000	100,000	-	-	-
Weight Room Renovation Project Number: P.002023	121,000	121,000	120,176	-	-	824
South Plantation High School						
Technology Infrastructure Upgrade Project Number: 235185001	371,000	238,150	238,150	-	-	-
Additional Computers to Close Gap Project Number: 235185002	549,000	548,915	548,915	-	-	-
Wireless Network Upgrade and CAT 6 Data Port Upgrade Project Number: 235185003	122,000	117,876	117,876	-	-	-
Music Instruments Project Number: 235185009	300,000	300,000	299,991	-	-	9
Weight Room Renovation Project Number: P.002161	121,000	121,000	120,645	-	-	355
Stephen Foster Elementary School						
Additional Computers to Close Gap Project Number: 092185002	49,000	48,913	48,913	-	-	-

* Project expenditures include, but are not limited to, construction costs, design costs, permitting costs, advertising costs during the planning and procurement phase, equipment, work orders, and Program Management fees.

There may be some additional financial activity on these projects as the final payments are made and all of the purchase orders are closed-out. When the projects are closed-out remaining balances (savings) are reported to the School Board and returned to the Capital Reserve.

This is a budget and expenditure activity report, and is not a construction status report. The accompanying introduction and notes are an integral part of this budget activity report.



SMART Program Budget Activity Report

Completed and Meets Standard Projects Detail Schedule for Quarter Ended June 30, 2020



GOB Referendum Approved by Voters on 11/4/2014 - 67 Months Since Approval

School/ Project	Original Budget	Current Budget	Prior Years Expenditures	Commitments	Current Year Expenditures	Balance
Stephen Foster Elementary School						
Wireless Network Upgrade and CAT 6 Data Port Upgrade Project Number: 092185003	82,000	74,617	74,617	-	-	-
Music Instruments Project Number: 092185009	50,000	50,000	49,446	-	-	554
Stirling Elementary School						
Additional Computers to Close Gap Project Number: 069185002	198,000	197,883	197,883	-	-	-
Wireless Network Upgrade and CAT 6 Data Port Upgrade Project Number: 069185003	84,000	57,716	57,716	-	-	-
Music Instruments Project Number: 069185009	50,000	50,000	50,000	-	-	-
School Choice Enhancement Project Number: P.001962	100,000	100,000	99,885	-	-	115
Stoneman Douglas High School						
Technology Infrastructure Upgrade Project Number: 301185001	441,000	335,493	335,493	-	-	-
Additional Computers to Close Gap Project Number: 301185002	830,000	829,903	829,903	-	-	-
Wireless Network Upgrade and CAT 6 Data Port Upgrade Project Number: 301185003	38,000	26,755	26,755	-	-	-
Music Instruments Project Number: 301185009	300,000	300,000	300,000	-	-	-

* Project expenditures include, but are not limited to, construction costs, design costs, permitting costs, advertising costs during the planning and procurement phase, equipment, work orders, and Program Management fees.

There may be some additional financial activity on these projects as the final payments are made and all of the purchase orders are closed-out. When the projects are closed-out remaining balances (savings) are reported to the School Board and returned to the Capital Reserve.

This is a budget and expenditure activity report, and is not a construction status report. The accompanying introduction and notes are an integral part of this budget activity report.



SMART Program Budget Activity Report

Completed and Meets Standard Projects Detail Schedule for Quarter Ended June 30, 2020



GOB Referendum Approved by Voters on 11/4/2014 - 67 Months Since Approval

School/ Project	Original Budget	Current Budget	Prior Years Expenditures	Commitments	Current Year Expenditures	Balance
Stoneman Douglas High School						
Weight Room Renovation Project Number: P.002162	121,000	121,000	120,995	-	-	5
Stranahan High School						
Technology Infrastructure Upgrade Project Number: 021185001	8,000	4,812	4,812	-	-	-
Additional Computers to Close Gap Project Number: 021185002	305,000	304,903	304,903	-	-	-
Wireless Network Upgrade and CAT 6 Data Port Upgrade Project Number: 021185003	230,000	154,519	154,519	-	-	-
Music Instruments Project Number: 021185009	100,000	100,000	93,724	-	-	6,276
Weight Room Renovation Project Number: P.001995	121,000	121,000	113,559	-	6,856	585
Track Resurfacing Project Number: P.002107	300,000	300,000	285,286	14,714	-	-
SunEd High School						
Charter School Technology Project Number: 506085004	107,296	107,283	107,283	-	-	-
Sunland Park Academy						
Additional Computers to Close Gap Project Number: 061185002	29,000	28,768	28,768	-	-	-
Wireless Network Upgrade and CAT 6 Data Port Upgrade Project Number: 061185003	26,000	25,850	25,850	-	-	-

* Project expenditures include, but are not limited to, construction costs, design costs, permitting costs, advertising costs during the planning and procurement phase, equipment, work orders, and Program Management fees.

There may be some additional financial activity on these projects as the final payments are made and all of the purchase orders are closed-out. When the projects are closed-out remaining balances (savings) are reported to the School Board and returned to the Capital Reserve.

This is a budget and expenditure activity report, and is not a construction status report.
The accompanying introduction and notes are an integral part of this budget activity report.



SMART Program Budget Activity Report

Completed and Meets Standard Projects Detail Schedule for Quarter Ended June 30, 2020



GOB Referendum Approved by Voters on 11/4/2014 - 67 Months Since Approval

School/ Project	Original Budget	Current Budget	Prior Years Expenditures	Commitments	Current Year Expenditures	Balance
Sunland Park Academy						
Music Instruments Project Number: 061185009	50,000	50,000	49,889	-	110	1
School Choice Enhancement Project Number: P.001928	100,000	100,000	99,739	-	258	3
Sunrise Middle School						
Additional Computers to Close Gap Project Number: 025185002	185,000	184,884	184,884	-	-	-
Wireless Network Upgrade and CAT 6 Data Port Upgrade Project Number: 025185003	132,000	129,428	129,428	-	-	-
Music Instruments Project Number: 025185009	100,000	100,000	99,999	-	-	1
School Choice Enhancement Project Number: P.001918	100,000	100,000	88,431	-	10,384	1,185
Sunset Lakes Elementary School						
Technology Infrastructure Upgrade Project Number: 366185001	9,000	-	-	-	-	-
Additional Computers to Close Gap Project Number: 366185002	195,000	194,803	194,803	-	-	-
Wireless Network Upgrade and CAT 6 Data Port Upgrade Project Number: 366185003	82,000	74,850	73,283	-	-	1,567
Music Instruments Project Number: 366185009	50,000	50,000	49,999	-	-	1
School Choice Enhancement Project Number: P.001718	100,000	100,000	99,992	-	8	-

* Project expenditures include, but are not limited to, construction costs, design costs, permitting costs, advertising costs during the planning and procurement phase, equipment, work orders, and Program Management fees.

There may be some additional financial activity on these projects as the final payments are made and all of the purchase orders are closed-out. When the projects are closed-out remaining balances (savings) are reported to the School Board and returned to the Capital Reserve.

This is a budget and expenditure activity report, and is not a construction status report. The accompanying introduction and notes are an integral part of this budget activity report.



SMART Program Budget Activity Report

Completed and Meets Standard Projects Detail Schedule for Quarter Ended June 30, 2020



GOB Referendum Approved by Voters on 11/4/2014 - 67 Months Since Approval

School/ Project	Original Budget	Current Budget	Prior Years Expenditures	Commitments	Current Year Expenditures	Balance
Sunshine Elementary Charter						
Charter School Technology Project Number: 540085004	86,916	86,895	86,895	-	-	-
Sunshine Elementary School						
Additional Computers to Close Gap Project Number: 117185002	190,000	189,970	189,970	-	-	-
Wireless Network Upgrade and CAT 6 Data Port Upgrade Project Number: 117185003	94,000	60,310	60,310	-	-	-
Music Instruments Project Number: 117185009	50,000	50,000	49,594	216	190	-
Tamarac Elementary School						
Technology Infrastructure Upgrade Project Number: 262185001	26,000	9,206	9,206	-	-	-
Additional Computers to Close Gap Project Number: 262185002	251,000	250,988	250,988	-	-	-
Wireless Network Upgrade and CAT 6 Data Port Upgrade Project Number: 262185003	134,000	89,195	89,195	-	-	-
Music Instruments Project Number: 262185009	50,000	50,000	49,998	-	-	2
School Choice Enhancement Project Number: P.001761	100,000	100,000	99,939	-	-	61
Media Center improvements Project Number: P.002049	295,000	295,000	30,872	7,646	23,103	233,379

* Project expenditures include, but are not limited to, construction costs, design costs, permitting costs, advertising costs during the planning and procurement phase, equipment, work orders, and Program Management fees.

There may be some additional financial activity on these projects as the final payments are made and all of the purchase orders are closed-out. When the projects are closed-out remaining balances (savings) are reported to the School Board and returned to the Capital Reserve.

This is a budget and expenditure activity report, and is not a construction status report. The accompanying introduction and notes are an integral part of this budget activity report.



SMART Program Budget Activity Report

Completed and Meets Standard Projects Detail Schedule for Quarter Ended June 30, 2020



GOB Referendum Approved by Voters on 11/4/2014 - 67 Months Since Approval

School/ Project	Original Budget	Current Budget	Prior Years Expenditures	Commitments	Current Year Expenditures	Balance
Taravella, J.P. High School						
Technology Infrastructure Upgrade Project Number: 275185001	429,000	289,381	289,381	-	-	-
Additional Computers to Close Gap Project Number: 275185002	788,000	787,980	787,980	-	-	-
Wireless Network Upgrade and CAT 6 Data Port Upgrade Project Number: 275185003	133,000	133,000	133,000	-	-	-
Music Instruments Project Number: 275185009	300,000	300,000	299,999	-	-	1
Track Resurfacing Project Number: P.002106	300,000	300,000	263,927	36,073	-	-
Weight Room Renovation Project Number: P.002156	121,000	121,000	115,995	-	5,005	-
Tedder Elementary School						
Additional Computers to Close Gap Project Number: 057185002	90,000	89,916	89,916	-	-	-
Wireless Network Upgrade and CAT 6 Data Port Upgrade Project Number: 057185003	55,000	53,550	53,550	-	-	-
Music Instruments Project Number: 057185009	50,000	50,000	49,919	-	80	1
School Choice Enhancement Project Number: P.001781	100,000	100,000	100,000	-	-	-

* Project expenditures include, but are not limited to, construction costs, design costs, permitting costs, advertising costs during the planning and procurement phase, equipment, work orders, and Program Management fees.

There may be some additional financial activity on these projects as the final payments are made and all of the purchase orders are closed-out. When the projects are closed-out remaining balances (savings) are reported to the School Board and returned to the Capital Reserve.

This is a budget and expenditure activity report, and is not a construction status report. The accompanying introduction and notes are an integral part of this budget activity report.



SMART Program Budget Activity Report

Completed and Meets Standard Projects Detail Schedule for Quarter Ended June 30, 2020



GOB Referendum Approved by Voters on 11/4/2014 - 67 Months Since Approval

School/ Project	Original Budget	Current Budget	Prior Years Expenditures	Commitments	Current Year Expenditures	Balance
Tequesta Trace Middle School						
Technology Infrastructure Upgrade Project Number: 315185001	166,000	135,139	135,139	-	-	-
Additional Computers to Close Gap Project Number: 315185002	204,000	203,856	203,856	-	-	-
Wireless Network Upgrade and CAT 6 Data Port Upgrade Project Number: 315185003	72,000	61,293	61,293	-	-	-
Music Instruments Project Number: 315185009	100,000	100,000	99,398	-	598	4
The Quest Center						
Additional Computers to Close Gap Project Number: 102185002	22,000	21,932	21,932	-	-	-
Wireless Network Upgrade and CAT 6 Data Port Upgrade Project Number: 102185003	54,000	42,202	42,202	-	-	-
Music Instruments Project Number: 102185009	50,000	50,000	31,483	8,084	9,384	1,049
Thurgood Marshall Elementary School						
Additional Computers to Close Gap Project Number: 329185002	100,000	99,848	99,848	-	-	-
Wireless Network Upgrade and CAT 6 Data Port Upgrade Project Number: 329185003	49,000	5,937	5,937	-	-	-
Music Instruments Project Number: 329185009	50,000	-	-	-	-	-

* Project expenditures include, but are not limited to, construction costs, design costs, permitting costs, advertising costs during the planning and procurement phase, equipment, work orders, and Program Management fees.

There may be some additional financial activity on these projects as the final payments are made and all of the purchase orders are closed-out. When the projects are closed-out remaining balances (savings) are reported to the School Board and returned to the Capital Reserve.

This is a budget and expenditure activity report, and is not a construction status report. The accompanying introduction and notes are an integral part of this budget activity report.



SMART Program Budget Activity Report

Completed and Meets Standard Projects Detail Schedule for Quarter Ended June 30, 2020



GOB Referendum Approved by Voters on 11/4/2014 - 67 Months Since Approval

School/ Project	Original Budget	Current Budget	Prior Years Expenditures	Commitments	Current Year Expenditures	Balance
Thurgood Marshall Elementary School						
School Choice Enhancement Project Number: P.002387	100,000	100,000	-	26,623	68,685	4,692
Tradewinds Elementary School						
Technology Infrastructure Upgrade Project Number: 348185001	4,000	3,969	3,969	-	-	-
Additional Computers to Close Gap Project Number: 348185002	314,000	313,806	313,806	-	-	-
Wireless Network Upgrade and CAT 6 Data Port Upgrade Project Number: 348185003	106,000	81,804	81,804	-	-	-
Music Instruments Project Number: 348185009	50,000	50,000	42,353	-	6,400	1,247
Tropical Elementary School						
Technology Infrastructure Upgrade Project Number: 073185001	66,000	35,375	35,375	-	-	-
Additional Computers to Close Gap Project Number: 073185002	132,000	131,934	131,934	-	-	-
Wireless Network Upgrade and CAT 6 Data Port Upgrade Project Number: 073185003	84,000	60,265	60,265	-	-	-
Music Instruments Project Number: 073185009	50,000	50,000	25,097	24,902	-	1
Village Elementary School						
Additional Computers to Close Gap Project Number: 162185002	181,000	180,991	180,991	-	-	-

* Project expenditures include, but are not limited to, construction costs, design costs, permitting costs, advertising costs during the planning and procurement phase, equipment, work orders, and Program Management fees.

There may be some additional financial activity on these projects as the final payments are made and all of the purchase orders are closed-out. When the projects are closed-out remaining balances (savings) are reported to the School Board and returned to the Capital Reserve.

This is a budget and expenditure activity report, and is not a construction status report. The accompanying introduction and notes are an integral part of this budget activity report.



SMART Program Budget Activity Report

Completed and Meets Standard Projects Detail Schedule for Quarter Ended June 30, 2020



GOB Referendum Approved by Voters on 11/4/2014 - 67 Months Since Approval

School/ Project	Original Budget	Current Budget	Prior Years Expenditures	Commitments	Current Year Expenditures	Balance
Village Elementary School						
Wireless Network Upgrade and CAT 6 Data Port Upgrade Project Number: 162185003	41,000	41,000	41,000	-	-	-
Music Instruments Project Number: 162185009	50,000	50,000	25,205	20,077	-	4,718
School Choice Enhancement Project Number: P.002209	100,000	100,000	84,902	4,198	7,414	3,486
Walker Elementary School						
Additional Computers to Close Gap Project Number: 032185002	69,000	68,849	68,849	-	-	-
Wireless Network Upgrade and CAT 6 Data Port Upgrade Project Number: 032185003	64,000	52,909	52,909	-	-	-
Music Instruments Project Number: 032185009	50,000	50,000	43,998	6,000	-	2
School Choice Enhancement Project Number: P.001771	100,000	100,000	99,804	-	-	196
Watkins Elementary School						
Technology Infrastructure Upgrade Project Number: 051185001	9,000	-	-	-	-	-
Additional Computers to Close Gap Project Number: 051185002	153,000	152,947	152,947	-	-	-
Wireless Network Upgrade and CAT 6 Data Port Upgrade Project Number: 051185003	46,000	38,164	38,164	-	-	-
Music Instruments Project Number: 051185009	50,000	-	-	-	-	-

* Project expenditures include, but are not limited to, construction costs, design costs, permitting costs, advertising costs during the planning and procurement phase, equipment, work orders, and Program Management fees.

There may be some additional financial activity on these projects as the final payments are made and all of the purchase orders are closed-out. When the projects are closed-out remaining balances (savings) are reported to the School Board and returned to the Capital Reserve.

This is a budget and expenditure activity report, and is not a construction status report. The accompanying introduction and notes are an integral part of this budget activity report.



SMART Program Budget Activity Report

Completed and Meets Standard Projects Detail Schedule for Quarter Ended June 30, 2020



GOB Referendum Approved by Voters on 11/4/2014 - 67 Months Since Approval

School/ Project	Original Budget	Current Budget	Prior Years Expenditures	Commitments	Current Year Expenditures	Balance
Welleby Elementary School						
Technology Infrastructure Upgrade Project Number: 288185001	82,000	40,322	40,322	-	-	-
Additional Computers to Close Gap Project Number: 288185002	166,000	165,922	165,922	-	-	-
Wireless Network Upgrade and CAT 6 Data Port Upgrade Project Number: 288185003	103,000	63,863	63,863	-	-	-
Music Instruments Project Number: 288185009	50,000	50,000	49,764	-	-	236
West Broward High School						
Additional Computers to Close Gap Project Number: 397185002	683,000	682,903	682,903	-	-	-
Wireless Network Upgrade and CAT 6 Data Port Upgrade Project Number: 397185003	83,000	82,949	82,949	-	-	-
Music Instruments Project Number: 397185009	300,000	300,000	299,974	-	-	26
School Choice Enhancement Project Number: P.001717	100,000	100,000	99,901	-	-	99
Track Resurfacing Project Number: P.002034	300,000	300,000	291,420	-	-	8,580
Weight Room Renovation Project Number: P.002152	121,000	121,000	120,997	-	-	3

* Project expenditures include, but are not limited to, construction costs, design costs, permitting costs, advertising costs during the planning and procurement phase, equipment, work orders, and Program Management fees.

There may be some additional financial activity on these projects as the final payments are made and all of the purchase orders are closed-out. When the projects are closed-out remaining balances (savings) are reported to the School Board and returned to the Capital Reserve.

This is a budget and expenditure activity report, and is not a construction status report. The accompanying introduction and notes are an integral part of this budget activity report.



SMART Program Budget Activity Report

Completed and Meets Standard Projects Detail Schedule for Quarter Ended June 30, 2020



GOB Referendum Approved by Voters on 11/4/2014 - 67 Months Since Approval

School/ Project	Original Budget	Current Budget	Prior Years Expenditures	Commitments	Current Year Expenditures	Balance
West Hollywood Elementary School						
Additional Computers to Close Gap Project Number: 016185002	141,000	140,855	140,855	-	-	-
Wireless Network Upgrade and CAT 6 Data Port Upgrade Project Number: 016185003	39,000	31,224	31,224	-	-	-
Music Instruments Project Number: 016185009	50,000	50,000	43,714	-	6,278	8
School Choice Enhancement Project Number: P.001809	100,000	100,000	99,978	-	-	22
Westchester Elementary School						
Technology Infrastructure Upgrade Project Number: 268185001	52,000	20,852	20,852	-	-	-
Additional Computers to Close Gap Project Number: 268185002	205,000	204,859	204,859	-	-	-
Wireless Network Upgrade and CAT 6 Data Port Upgrade Project Number: 268185003	123,000	73,998	73,998	-	-	-
Music Instruments Project Number: 268185009	50,000	50,000	49,931	-	-	69
Western High School						
Technology Infrastructure Upgrade Project Number: 283185001	297,000	255,229	255,229	-	-	-
Additional Computers to Close Gap Project Number: 283185002	668,000	667,869	667,869	-	-	-

* Project expenditures include, but are not limited to, construction costs, design costs, permitting costs, advertising costs during the planning and procurement phase, equipment, work orders, and Program Management fees.

There may be some additional financial activity on these projects as the final payments are made and all of the purchase orders are closed-out. When the projects are closed-out remaining balances (savings) are reported to the School Board and returned to the Capital Reserve.

This is a budget and expenditure activity report, and is not a construction status report. The accompanying introduction and notes are an integral part of this budget activity report.



SMART Program Budget Activity Report

Completed and Meets Standard Projects Detail Schedule for Quarter Ended June 30, 2020



GOB Referendum Approved by Voters on 11/4/2014 - 67 Months Since Approval

School/ Project	Original Budget	Current Budget	Prior Years Expenditures	Commitments	Current Year Expenditures	Balance
Western High School						
Wireless Network Upgrade and CAT 6 Data Port Upgrade Project Number: 283185003	141,000	99,055	99,055	-	-	0
Music Instruments Project Number: 283185009	300,000	300,000	298,843	-	-	1,157
Track Resurfacing Project Number: P.002105	300,000	300,000	192,510	12,753	-	94,737
Weight Room Renovation Project Number: P.002153	121,000	121,000	119,200	1,800	-	-
School Choice Enhancement Project Number: P.002331	100,000	100,000	48,440	-	39,624	11,936
Westglades Middle School						
Technology Infrastructure Upgrade Project Number: 387185001	215,000	157,117	157,117	-	-	-
Additional Computers to Close Gap Project Number: 387185002	304,000	303,928	303,928	-	-	-
Wireless Network Upgrade and CAT 6 Data Port Upgrade Project Number: 387185003	25,000	18,297	18,296	-	-	1
Music Instruments Project Number: 387185009	100,000	100,000	99,992	-	-	8
School Choice Enhancement Project Number: P.002345	100,000	100,000	3,140	-	96,860	-
Westpine Middle School						
Technology Infrastructure Upgrade Project Number: 205285001	9,000	6,138	6,138	-	-	-

* Project expenditures include, but are not limited to, construction costs, design costs, permitting costs, advertising costs during the planning and procurement phase, equipment, work orders, and Program Management fees.

There may be some additional financial activity on these projects as the final payments are made and all of the purchase orders are closed-out. When the projects are closed-out remaining balances (savings) are reported to the School Board and returned to the Capital Reserve.

This is a budget and expenditure activity report, and is not a construction status report. The accompanying introduction and notes are an integral part of this budget activity report.



SMART Program Budget Activity Report

Completed and Meets Standard Projects Detail Schedule for Quarter Ended June 30, 2020



GOB Referendum Approved by Voters on 11/4/2014 - 67 Months Since Approval

School/ Project	Original Budget	Current Budget	Prior Years Expenditures	Commitments	Current Year Expenditures	Balance
Westpine Middle School						
Additional Computers to Close Gap Project Number: 205285002	236,000	235,969	235,969	-	-	-
Wireless Network Upgrade and CAT 6 Data Port Upgrade Project Number: 205285003	136,000	109,275	109,275	-	-	-
Music Instruments Project Number: 205285009	100,000	100,000	99,991	-	-	9
School Choice Enhancement Project Number: P.002321	100,000	100,000	-	-	14,962	85,038
Westwood Heights Elementary School						
Additional Computers to Close Gap Project Number: 063185002	82,000	81,941	81,941	-	-	-
Wireless Network Upgrade and CAT 6 Data Port Upgrade Project Number: 063185003	52,000	42,111	42,111	-	-	-
Music Instruments Project Number: 063185009	50,000	50,000	36,444	13,197	351	8
School Choice Enhancement Project Number: P.001782	100,000	100,000	99,991	9	-	-
Whiddon-Rogers Education Center						
Technology Infrastructure Upgrade Project Number: 045285001	18,000	17,692	17,692	-	-	-
Additional Computers to Close Gap Project Number: 045285002	50,000	49,983	49,983	-	-	-

* Project expenditures include, but are not limited to, construction costs, design costs, permitting costs, advertising costs during the planning and procurement phase, equipment, work orders, and Program Management fees.

There may be some additional financial activity on these projects as the final payments are made and all of the purchase orders are closed-out. When the projects are closed-out remaining balances (savings) are reported to the School Board and returned to the Capital Reserve.

This is a budget and expenditure activity report, and is not a construction status report. The accompanying introduction and notes are an integral part of this budget activity report.



SMART Program Budget Activity Report

Completed and Meets Standard Projects Detail Schedule for Quarter Ended June 30, 2020



GOB Referendum Approved by Voters on 11/4/2014 - 67 Months Since Approval

School/ Project	Original Budget	Current Budget	Prior Years Expenditures	Commitments	Current Year Expenditures	Balance
Whiddon-Rogers Education Center						
Wireless Network Upgrade and CAT 6 Data Port Upgrade Project Number: 045285003	136,000	132,232	132,232	-	-	-
Music Instruments Project Number: 045285009	50,000	50,000	49,999	-	-	1
School Choice Enhancement Project Number: P.001702	100,000	100,000	99,998	1	-	1
Whispering Pines Education Center						
Wireless Network Upgrade and CAT 6 Data Port Upgrade Project Number: 175285003	33,000	31,706	31,706	-	-	-
Music Instruments Project Number: 175285009	50,000	-	-	-	-	-
Wilton Manors Elementary School						
Additional Computers to Close Gap Project Number: 019185002	129,000	128,622	128,622	-	-	-
Wireless Network Upgrade and CAT 6 Data Port Upgrade Project Number: 019185003	40,000	-	-	-	-	-
Music Instruments Project Number: 019185009	50,000	50,000	47,119	-	-	2,881
Wingate Oaks Center						
Technology Infrastructure Upgrade Project Number: 099185001	103,000	102,986	102,986	-	-	-
Additional Computers to Close Gap Project Number: 099185002	11,000	10,967	10,967	-	-	-

* Project expenditures include, but are not limited to, construction costs, design costs, permitting costs, advertising costs during the planning and procurement phase, equipment, work orders, and Program Management fees.

There may be some additional financial activity on these projects as the final payments are made and all of the purchase orders are closed-out. When the projects are closed-out remaining balances (savings) are reported to the School Board and returned to the Capital Reserve.

This is a budget and expenditure activity report, and is not a construction status report. The accompanying introduction and notes are an integral part of this budget activity report.



SMART Program Budget Activity Report

Completed and Meets Standard Projects Detail Schedule for Quarter Ended June 30, 2020



GOB Referendum Approved by Voters on 11/4/2014 - 67 Months Since Approval

School/ Project	Original Budget	Current Budget	Prior Years Expenditures	Commitments	Current Year Expenditures	Balance
Wingate Oaks Center						
Wireless Network Upgrade and CAT 6 Data Port Upgrade Project Number: 099185003	61,000	48,854	48,854	-	-	-
Music Instruments Project Number: 099185009	50,000	-	-	-	-	-
Winston Park Elementary School						
Technology Infrastructure Upgrade Project Number: 309185001	73,000	73,000	73,000	-	-	-
Additional Computers to Close Gap Project Number: 309185002	360,000	359,978	359,978	-	-	-
Wireless Network Upgrade and CAT 6 Data Port Upgrade Project Number: 309185003	124,000	102,484	102,484	-	-	-
Music Instruments Project Number: 309185009	50,000	50,000	43,613	-	6,350	37
School Choice Enhancement Project Number: P.002208	100,000	100,000	99,028	-	-	972
Young, Virginia Shuman Elementary School						
Technology Infrastructure Upgrade Project Number: 332185001	43,000	39,085	39,085	-	-	-
Additional Computers to Close Gap Project Number: 332185002	145,000	144,890	144,890	-	-	-
Wireless Network Upgrade and CAT 6 Data Port Upgrade Project Number: 332185003	84,000	50,932	50,932	-	-	-

* Project expenditures include, but are not limited to, construction costs, design costs, permitting costs, advertising costs during the planning and procurement phase, equipment, work orders, and Program Management fees.

There may be some additional financial activity on these projects as the final payments are made and all of the purchase orders are closed-out. When the projects are closed-out remaining balances (savings) are reported to the School Board and returned to the Capital Reserve.

This is a budget and expenditure activity report, and is not a construction status report.
The accompanying introduction and notes are an integral part of this budget activity report.



SMART Program Budget Activity Report

Completed and Meets Standard Projects Detail Schedule for Quarter Ended June 30, 2020



GOB Referendum Approved by Voters on 11/4/2014 - 67 Months Since Approval

School/ Project	Original Budget	Current Budget	Prior Years Expenditures	Commitments	Current Year Expenditures	Balance
Young, Virginia Shuman Elementary School						
Music Instruments Project Number: 332185009	50,000	50,000	49,562	435	-	3
School Choice Enhancement Project Number: P.002241	100,000	100,000	92,704	-	-	7,296
Young, Walter C. Middle School						
Technology Infrastructure Upgrade Project Number: 300185001	182,000	155,271	155,271	-	-	-
Additional Computers to Close Gap Project Number: 300185002	212,000	211,976	211,976	-	-	-
Wireless Network Upgrade and CAT 6 Data Port Upgrade Project Number: 300185003	90,000	72,161	72,161	-	-	-
Music Instruments Project Number: 300185009	100,000	100,000	99,993	-	-	7
School Choice Enhancement Project Number: P.001961	100,000	100,000	92,422	1,168	-	6,410

* Project expenditures include, but are not limited to, construction costs, design costs, permitting costs, advertising costs during the planning and procurement phase, equipment, work orders, and Program Management fees.

There may be some additional financial activity on these projects as the final payments are made and all of the purchase orders are closed-out. When the projects are closed-out remaining balances (savings) are reported to the School Board and returned to the Capital Reserve.

This is a budget and expenditure activity report, and is not a construction status report. The accompanying introduction and notes are an integral part of this budget activity report.



SMART Program Budget Activity Report

Completed and Meets Standard Projects Detail Schedule for Quarter Ended June 30, 2020



GOB Referendum Approved by Voters on 11/4/2014 - 67 Months Since Approval

	Original Budget	Current Budget	Prior Years Expenditures	Commitments	Current Year Expenditures	Balance
Projects Totals	\$176,624,102	\$181,406,628	\$148,961,588	\$2,802,558	\$15,566,320	\$14,076,162
(Less) DEFP	\$2,205,618	\$2,205,618	\$1,955,833	\$7,188	\$82,151	\$160,446
SMART	\$174,418,484	\$179,201,010	\$147,005,755	\$2,795,370	\$15,484,169	\$13,915,716

* Project expenditures include, but are not limited to, construction costs, design costs, permitting costs, advertising costs during the planning and procurement phase, equipment, work orders, and Program Management fees.

There may be some additional financial activity on these projects as the final payments are made and all of the purchase orders are closed-out. When the projects are closed-out remaining balances (savings) are reported to the School Board and returned to the Capital Reserve.

This is a budget and expenditure activity report, and is not a construction status report.
The accompanying introduction and notes are an integral part of this budget activity report.



SMART Program Budget Activity Report

Remaining Projects Summary Schedule

for Quarter Ended June 30, 2020



GOB Referendum Approved by Voters on 11/4/2014 - 67 Months Since Approval

GOB	Original Budget	Current Budget
Music & Art	\$ 1,212,000	\$ 1,212,000
Athletics	121,000	121,000
Renovation	757,000	757,000
GOB Total	\$ 2,090,000	\$ 2,090,000
Non-GOB	Original Budget	Current Budget
Renovation	\$ 2,000,000	\$ 2,305,637
Non-GOB Total	\$ 2,000,000	\$ 2,305,637
Total	\$ 4,090,000	\$ 4,395,637



SMART Program Budget Activity Report



Remaining Projects Detail Schedule for Quarter Ended June 30, 2020

GOB Referendum Approved by Voters on 11/4/2014 - 67 Months Since Approval

School	Project	Original Budget	Current Budget
Bethune, Mary M. Elementary School	School Choice Enhancement	100,000	100,000
Broward Estates Elementary School	School Choice Enhancement	100,000	100,000
Cooper City High School	School Choice Enhancement	100,000	100,000
Coral Springs Pre-K - 8	School Choice Enhancement	100,000	100,000
Cresthaven Elementary School	School Choice Enhancement	100,000	100,000
Cross Creek School	School Choice Enhancement	100,000	100,000
Dania Elementary School	School Choice Enhancement	100,000	100,000
Driftwood Elementary School	School Choice Enhancement	100,000	100,000
Gulfstream Academy of Hallandale Beach K-8(Hallandale Elementary School)	School Choice Enhancement	100,000	100,000
Gulfstream Early Learning Center of Excellence	Conversion of Existing Space to Music and/or Art Lab(s)	606,000	606,000
	HVAC exhaust hoods, kitchen HVAC improvements, and building envelope improvements related to the portable classrooms.	-	305,637
	Media Center improvements	157,000	157,000
	Music Room Renovation	521,000	521,000
	Art Room Renovation and Equipment	85,000	85,000
Hollywood Central Elementary School	School Choice Enhancement	100,000	100,000
Larkdale Elementary School	School Choice Enhancement	100,000	100,000
Lauderhill-Paul Turner Elementary School	School Choice Enhancement	100,000	100,000

* Project expenditures include, but are not limited to, construction costs, design costs, permitting costs, advertising costs during the planning and procurement phase, equipment, work orders, and Program Management fees.

This is a budget and expenditure activity report, and is not a construction status report. The accompanying introduction and notes are an integral part of this report.



SMART Program Budget Activity Report



Remaining Projects Detail Schedule for Quarter Ended June 30, 2020

GOB Referendum Approved by Voters on 11/4/2014 - 67 Months Since Approval

School	Project	Original Budget	Current Budget
Meadowbrook Elementary School	School Choice Enhancement	100,000	100,000
Nob Hill Elementary School	School Choice Enhancement	100,000	100,000
Northeast High School	Weight Room Renovation	121,000	121,000
Palmview Elementary School	School Choice Enhancement	100,000	100,000
Park Trails Elementary School	School Choice Enhancement	100,000	100,000
Parkside Elementary School	School Choice Enhancement	100,000	100,000
Parkway Middle School	School Choice Enhancement	100,000	100,000
Pines Middle School	School Choice Enhancement	100,000	100,000
Riverglades Elementary School	School Choice Enhancement	100,000	100,000
Sanders Park Elementary School	School Choice Enhancement	100,000	100,000
Silver Lakes Middle School	School Choice Enhancement	100,000	100,000
South Plantation High School	School Choice Enhancement	100,000	100,000
Stoneman Douglas High School	School Choice Enhancement	100,000	100,000
Tequesta Trace Middle School	School Choice Enhancement	100,000	100,000
Tropical Elementary School	School Choice Enhancement	100,000	100,000

* Project expenditures include, but are not limited to, construction costs, design costs, permitting costs, advertising costs during the planning and procurement phase, equipment, work orders, and Program Management fees.

This is a budget and expenditure activity report, and is not a construction status report.
The accompanying introduction and notes are an integral part of this report.



SMART Program Budget Activity Report



Remaining Projects Detail Schedule for Quarter Ended June 30, 2020

GOB Referendum Approved by Voters on 11/4/2014 - 67 Months Since Approval

	Original Budget	Current Budget
Total	\$ 4,090,000	\$ 4,395,637

* Project expenditures include, but are not limited to, construction costs, design costs, permitting costs, advertising costs during the planning and procurement phase, equipment, work orders, and Program Management fees.

This is a budget and expenditure activity report, and is not a construction status report.
The accompanying introduction and notes are an integral part of this report.



Section 7

Economic Development &
Diversity Compliance Department

Supplier Diversity Outreach Program

Maurice Woods

Chief Strategy & Operations Officer

EXECUTIVE SUMMARY

The Economic Development & Diversity Compliance Department (EDDC) oversees the District's Supplier Diversity Outreach Program (SDOP) and operates through Standard Operating Procedures in accordance with The School Board of Broward County, Florida (SBBC), Policy 3330. Policy 3330 was adopted to remedy the ongoing effects of identified marketplace discrimination that continues to adversely affect the participation of Emerging/Small/Minority and/or Women Business Enterprises (E/S/M/WBE) in all solicitations and awards of contracts for the purchase of services, goods, or supplies.

The SDOP SMART Bond Program Report is comprised of the following sections that detail the commitment and utilization of the District's diverse suppliers:

1. E/S/M/WBE CERTIFICATION ACTIVITIES

- 1.1 E/S/M/WBE Certified Firms by Ethnicity and Gender
- 1.2 E/S/M/WBE Certification Industry Categories by Ethnicity and Gender

2. SDOP TARGETED MARKETING ACTIVITIES

- 2.1 SDOP Marketing Campaigns and Outcomes

3. CONTRACT COMPLIANCE ACTIVITIES

- 3.1 Contract Compliance Evaluation Activities
- 3.2 M/WBE SMART Projects

4. CONTRACT COMPLIANCE BID AWARD TRACKING ACTIVITIES

- 4.1 Bid Award Tracking Totals
- 4.2 M/WBE Commitment by Ethnicity & Gender
- 4.3 S/M/WBE Overview: Construction Services
- 4.4 M/WBE Commitment: Owner's Representative, CBRE Heery, Inc.
- 4.5 M/WBE Commitment: Cost & Program Control Services, Atkins North America, Inc.

5. SMART BOND E/S/M/WBE CUMULATIVE SPEND

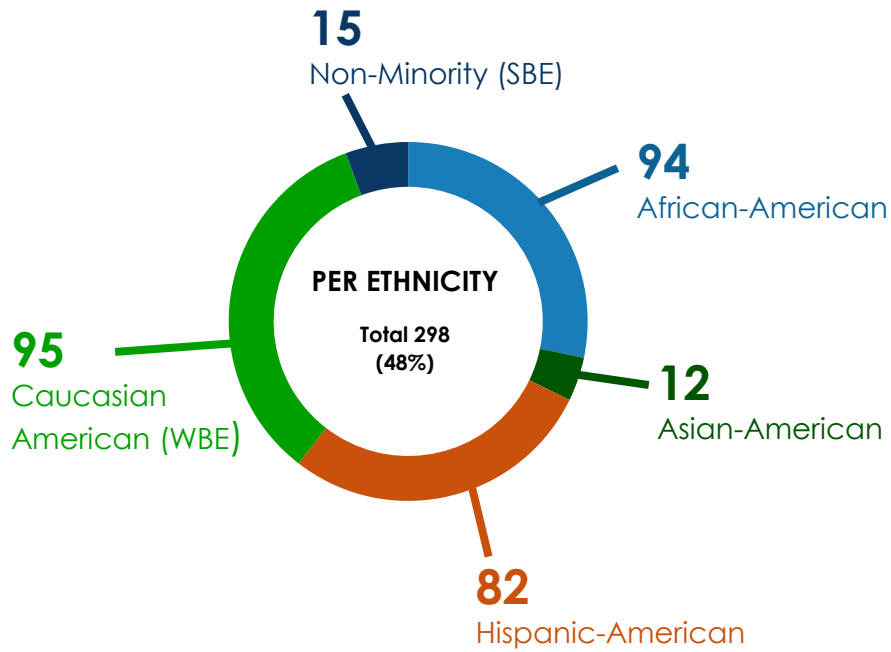
- 5.1 Value of Purchase Orders to S/M/WBE Firms per SMART Category
- 5.2 Value of Purchase Orders to S/M/WBE Firms by Ethnicity and Gender
- 5.3 Cumulative Spend by Ethnicity and Gender
- 5.4 Spend Per Quarter FY'15 – Present

620
CERTIFIED
FIRMS

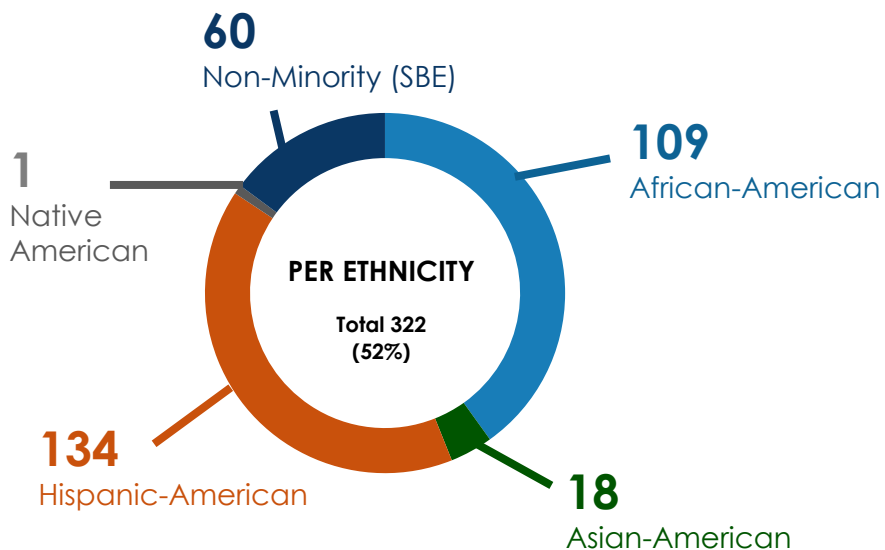
1.1 E/S/M/WBE CERTIFIED FIRMS

BY ETHNICITY AND GENDER

FEMALE-OWNED CERTIFIED FIRMS



MALE-OWNED CERTIFIED FIRMS



1.2 E/S/M/WBE CERTIFICATION PROGRAM ACTIVITY BY ETHNICITY AND GENDER

INDUSTRY CATEGORIES*

Ethnicity & Gender	Construction	Commodities	Professional Services	Other Contractual Services
African-American (AA)	63	16	26	109
Asian-Pacific-American (APA)	7	5	12	9
Hispanic-American (HA)	96	13	54	59
Native-American (IA)	1	0	0	0
Caucasian-American (WBE)	20	12	19	51
Non-minority (SBE)**	24	7	18	31
TOTAL AMOUNT & PERCENTAGE	211	53	129	259
	34%	9%	21%	42%

*Some firms are categorized under more than one industry category

**Non-minority (SBE) is defined as firms certified as small business enterprises and do not include ethnicity as a certification factor

2.1 SDOP TARGETED MARKETING REPORT

Maximizing engagement, utilization, and awards to emerging, small, minority, and women-owned businesses in District procurement opportunities.



TOTAL # OF MARKETING CAMPAIGNS

40

EMAIL OPEN RATE*

34.83%

Average National Stats:**
15-25%

CLICK-THROUGH RATE

4.45%

Average National Stats:
2.5%

CLICK-TO-OPEN RATE

16.43%

Average National Stats:
20-30%

MARKETING OUTCOMES

Active Solicitation Notifications Campaign	16
COVID-19 Marketing Campaigns	11
Targeted Email Marketing	13
Average Campaign Open Rate	34%
One-on-One Technical Assistance Provided	176
Internal/External Community Meetings	4

*EDDC is reviewing the expansion of marketing communication via text messaging.

**Source: [Campaign Monitor](#)



3.1 S/M/WBE CONTRACT COMPLIANCE EVALUATION ACTIVITIES

REQUEST FOR PROPOSALS (RFP)	
TOTAL RFPs EVALUATED	4
M/WBE PRIME PROPOSERS	0
M/WBE SUB-CONSULTANTS/SUB-CONTRACTORS	3*

REQUEST FOR QUOTATIONS (RFQ)	
TOTAL RFQs EVALUATED	15
NUMBER OF M/WBE PRIME PRIMES	6
NUMBER OF M/WBE SUB-CONSULTANTS/SUB-CONTRACTORS	57*

INVITATIONS TO BID (ITB)	
TOTAL ITB PROJECTS EVALUATED	141
M/WBE PRIME BIDDERS	64
M/WBE SUB-CONTRACTORS	111*

*The total number of M/WBE firms does not reflect unique companies. M/WBE sub-consultants/sub-contractors may participate on multiple projects.

3.2 S/M/WBE SMART PROJECTS

CONTRACT DIVERSITY COMMITMENT

BID ID #/ BOARD DATE	4/14/2020	4/14/2020			4/14/2020	4/14/2020
	ITB 19-135C	ITB 19-149C			ITB 19-159C	ITB FY18-168C
PROJECT #	P.001820	P.001898			P.001896	P.001757
PROJECT TYPE	Construction	Construction			Construction	Construction
SCHOOL / FACILITY	Deerfield Beach ES	Nova MS			Royal Palm STEM Museum Magnet	Central Park ES
PRIME	DiPompeo Construction Corporation	Burke Construction Group, Inc.			LEGO Construction Co.	Lunacon Engineering Group, Corp.
S/M/WBE	No	No			Yes	Yes
SUB	DEC Electrical Services, Inc.	Trintec Construction, Inc.	Cool Water Air Conditioning	Franklin Flooring, Inc.	LEGO Construction Co.	Lunacon Engineering Group, Corp.
ETHNICITY / GENDER	MBE-AA	WBE	MBE-HA	MBE-AA	MBE-HA	MBE-HA
CONTRACT VALUE	\$3,777,000.00	\$5,375,215.00			\$6,377,140.00	\$6,079,000.00
M/WBE COMMITMENT (\$)	\$550,000.00	\$335,000.00	\$739,500.00	\$15,810.00	\$956,571.00	\$911,850.00
M/WBE COMMITMENT (%)	14.56%	6.23%	13.76%	0.29%	15%	15%

3.2 S/M/WBE SMART PROJECTS

CONTRACT DIVERSITY COMMITMENT

BID ID #/ BOARD DATE	4/14/2020	4/14/2020	5/19/2020	5/19/2020	5/19/2020	5/19/2020
	ITB 19-148C	ITB FY20-209	RFQ 17-188C	RFQ FY20-184	RFQ FY20-184	RFQ FY20-184
PROJECT #	P.001973	P.001210	P.001967	P.001676	P.002141	P.002143
PROJECT TYPE	Construction	Construction	Design	Construction	Construction	Construction
SCHOOL / FACILITY	Fox Trail ES	Gator Run ES	Western HS	Cresthaven ES	Lyons Creek MS	New Renaissance MS
PRIME	LEGO Construction Co.	Burke Construction Group, Inc.	The Tamara Peacock Company Architects of Florida, Inc.	State Contracting & Engineering Corporation	Asset Builders, LLC d/b/a Messam Construction	Thornton Construction, Inc.
S/M/WBE	Yes	No	Yes	Yes	Yes	No
SUB	LEGO Construction Co.	Integ Miami, LLC	The Tamara Peacock Company Architects of Florida, Inc.	Hatcher Construction & Development	Asset Builders, LLC d/b/a Messam Construction	Sagoma Construction Services, Inc.
ETHNICITY / GENDER	MBE-HA	MBE-HA	WBE	MBE-AA	M/WBE-AA	MBE-AA
CONTRACT VALUE	\$1,019,140.00	\$1,210,530.00	\$272,000.00	\$58,000.00	\$70,000.00	\$73,200.00
M/WBE COMMITMENT (\$)	\$152,871.00	\$148,593.00	\$272,000.00	\$17,403.00	\$70,000.00	\$14,640.00
M/WBE COMMITMENT (%)	15%	12%	100%	30%	100%	20%

3.2 S/M/WBE SMART PROJECTS

CONTRACT DIVERSITY COMMITMENT

BID ID #/ BOARD DATE	5/19/2020			5/19/2020	5/19/2020		
	RFQ FY20-184			RFQ FY20-186	RFQ FY20-186		
PROJECT #	P.002148			P.002128	P.002134		
PROJECT TYPE	Construction			Construction	Construction		
SCHOOL / FACILITY	Monarch HS			Sheridan Technical HS	Deerfield Beach HS		
PRIME	D. Stephenson Construction, Inc.			Grace & Naeem Uddin, Inc.	D. Stephenson Construction, Inc.		
S/M/WBE	Yes			Yes	Yes		
SUB	Sagoma Construction Services, Inc.	Dudlys Professional Services, LLC	Gamax Consulting, Inc.	Grace & Naeem Uddin, Inc.	Sagoma Construction Services, Inc.	Dudlys Professional Services, LLC	Gamax Consulting, Inc.
ETHNICITY / GENDER	MBE-AA	M/WBE-AA	M/WBE-HA	M/WBE-HA	MBE-AA	M/WBE-AA	M/WBE-HA
CONTRACT VALUE	\$70,000.00			\$56,500.00	\$60,000.00		
M/WBE COMMITMENT (\$)	\$7,000.00	\$3,500.00	\$3,500.00	\$56,500.00	\$6,000.00	\$3,000.00	\$3,000.00
M/WBE COMMITMENT (%)	10%	5%	5%	100%	10%	5%	5%

3.2 S/M/WBE SMART PROJECTS

CONTRACT DIVERSITY COMMITMENT

BID ID #/ BOARD DATE	5/19/2020	5/19/2020			5/19/2020	
	RFQ FY20-186	RFQFY20-187			ITB 19-138C	
PROJECT #	P.002144	P.002142			P.002036	
PROJECT TYPE	Construction	Construction			Construction	
SCHOOL / FACILITY	Silver Lakes MS	Deerfield Beach MS			Deerfield Park ES	
PRIME	CORE Construction Services of Florida, LLC	D. Stephenson Construction, Inc.			Advanced Roofing, Inc.	
S/M/WBE	No	Yes			No	
SUB	Horus Construction	Sagoma Construction Services, Inc.	Dudlys Professional Services, LLC	Gamax Consulting, Inc.	Trintec Construction, Inc.	CV Ocean Plumbing, Inc.
ETHNICITY / GENDER	MBE-AA	MBE-AA	M/WBE-AA	M/WBE-HA	WBE	MBE-HA
CONTRACT VALUE	\$52,000.00	\$117,000.00			\$4,685,306.00	
M/WBE COMMITMENT (\$)	\$13,000.00	\$11,700.00	\$5,850.00	\$5,850.00	\$483,000.00	\$80,000.00
M/WBE COMMITMENT (%)	25%	10%	5%	5%	10.31%	1.71%

3.2 S/M/WBE SMART PROJECTS

CONTRACT DIVERSITY COMMITMENT

BID ID #/ BOARD DATE	5/19/2020	5/19/2020	5/19/2020	5/19/2020	5/19/2020	5/19/2020
	ITB 19-162C	ITB FY20-176	ITB FY20-181	ITB FY20-081	ITB FY20-195	ITB FY20-197
PROJECT #	P.001988	P.001983	P.002040	P.002043	P.002135	P.001981
PROJECT TYPE	Construction	Construction	Construction	Construction	Construction	Construction
SCHOOL / FACILITY	Park Lakes ES	Hollywood Central	Challenger ES	Westpine MS	Flamingo ES	Winston Park ES
PRIME	Grace & Naeem Uddin, Inc.	LEGO Construction Co.	Grace & Naeem Uddin, Inc.	Grace & Naeem Uddin, Inc.	Grace & Naeem Uddin, Inc.	Grace & Naeem Uddin, Inc.
S/M/WBE	Yes	Yes	Yes	Yes	Yes	Yes
SUB	Grace & Naeem Uddin, Inc.	LEGO Construction Co.	Grace & Naeem Uddin, Inc.	Grace & Naeem Uddin, Inc.	Grace & Naeem Uddin, Inc.	Grace & Naeem Uddin, Inc.
ETHNICITY / GENDER	M/WBE-HA	MBE-HA	M/WBE-HA	M/WBE-HA	M/WBE-HA	M/WBE-HA
CONTRACT VALUE	\$430,349.00	\$6,972,140.00	\$2,897,400.00	\$3,698,640.00	\$1,487,500.00	\$1,259,161.00
M/WBE COMMITMENT (\$)	\$430,349.00	\$1,045,821.00	\$2,897,400.00	\$558,494.64	\$1,487,500.00	\$190,259.22
M/WBE COMMITMENT (%)	100%	15%	100%	15.10%	100%	15.11%

3.2 S/M/WBE SMART PROJECTS

CONTRACT DIVERSITY COMMITMENT

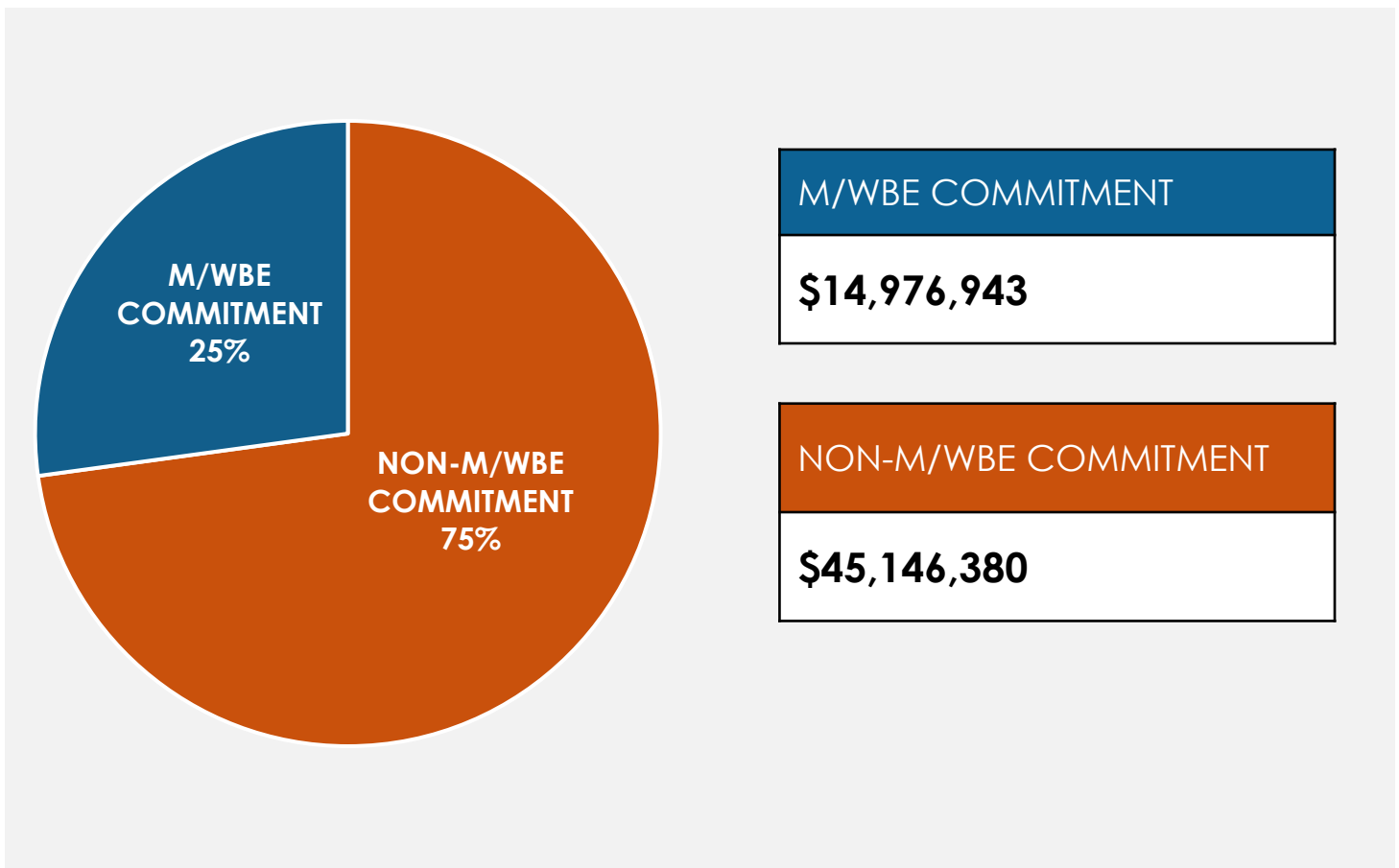
BID ID #/ BOARD DATE	5/19/2020	5/19/2020		6/23/2020		6/23/2020		6/23/2020
	ITB FY20-211	ITB FY21-022		ITB FY20-134		ITB FY20-177		ITB FY21-021
PROJECT #	P.001647	P.002070		P.002001		P.002000		P.002069
PROJECT TYPE	Construction	Construction		Construction		Construction		Construction
SCHOOL / FACILITY	Margate ES	Lakeside ES		Floranada ES		Virginia Shuman Young Montessori		Panther Run ES
PRIME	Grace & Naeem Uddin, Inc.	Advanced Roofing, Inc.		Advanced Roofing, Inc.		Advanced Roofing, Inc.		LEGO Construction Co.
S/M/WBE	Yes	No		No		No		Yes
SUB	Grace & Naeem Uddin, Inc.	Trintec Construction, Inc.	CV Ocean Plumbing, Inc.	Concrete Solutions Group, LLC	CV Ocean Plumbing, Inc.	Concrete Solutions Group, LLC	Alpha Security & Fire Alarm Services, Inc.	LEGO Construction Co.
ETHNICITY / GENDER	M/WBE-HA	WBE	MBE-HA	M/WBE-APA	MBE-HA	M/WBE-APA	MBE-AA	MBE-HA
CONTRACT VALUE	\$1,920,510.00	\$3,339,306.00		\$2,062,840.00		\$3,820,306.00		\$2,883,140.00
M/WBE COMMITMENT (\$)	\$1,920,510.00	\$385,000.00	\$17,000.00	\$262,000.00	\$25,000.00	\$169,000.00	\$290,000.00	\$432,471.00
M/WBE COMMITMENT (%)	100%	11.53%	0.51%	12.70%	1.21%	4.42%	7.59%	15%
Cumulative Total						\$60,123,323		
M/WBE Commitment						\$14,976,743	25%	

4.1 CONTRACT COMPLIANCE BID AWARD TRACKING

The EDDC Contract Compliance area's engagement in the procurement process includes bid development, goal-setting, application of Affirmative Procurement Initiatives (API), bid evaluation, and contract award.

The EDDC report, Section 4, details S/M/WBE commitment and utilization during this reporting period.

TOTAL CONTRACTS: \$60,123,323



4.2 M/WBE COMMITMENT BY ETHNICITY AND GENDER

\$925,553
6%
AFRICAN-AMERICAN
MBE

\$82,350
1%
AFRICAN-AMERICAN
M/WBE

\$1,475,000
10%
WOMEN BUSINESS ENTERPRISE
WBE

\$0
0%
ASIAN-AMERICAN
MBE

\$431,000
3%
ASIAN-AMERICAN
M/WBE

\$4,509,677
30%
HISPANIC-AMERICAN
MBE

\$7,553,365
50%
HISPANIC-AMERICAN
M/WBE

	FY'18 Q4		FY'19 Q4		FY'20 Q4	
	COMMITMENT AMOUNT	COMMITMENT PERCENTAGE	COMMITMENT AMOUNT	COMMITMENT PERCENTAGE	COMMITMENT AMOUNT	COMMITMENT PERCENTAGE
AFRICAN-AMERICAN MBE	\$28,700	1%	\$55,357	0%	\$925,553	6%
AFRICAN-AMERICAN M/WBE	\$0	0%	\$946,527	1%	\$82,350	1%
WOMEN BUSINESS ENTERPRISE WBE	\$2,009,660	51%	\$632,524	1%	\$1,475,000	10%
ASIAN-AMERICAN MBE	\$822,380	21%	\$422,049	0%	\$0	0%
ASIAN-AMERICAN M/WBE	\$423,900	11%	\$0	0%	\$431,000	3%
HISPANIC-AMERICAN MBE	\$338,260	9%	\$12,735,087	15%	\$4,509,677	30%
HISPANIC-AMERICAN M/WBE	\$315,000	11%	\$13,003,694	15%	\$7,553,364	50%

FY 2018

FY 2019

FY 2020

CUMULATIVE TOTAL CONTRACT AMOUNT	TOTAL BY ETHNICITY/ GENDER	TOTAL % BY ETHNICITY & GENDER
\$2,937,900	\$3,937,900	100%

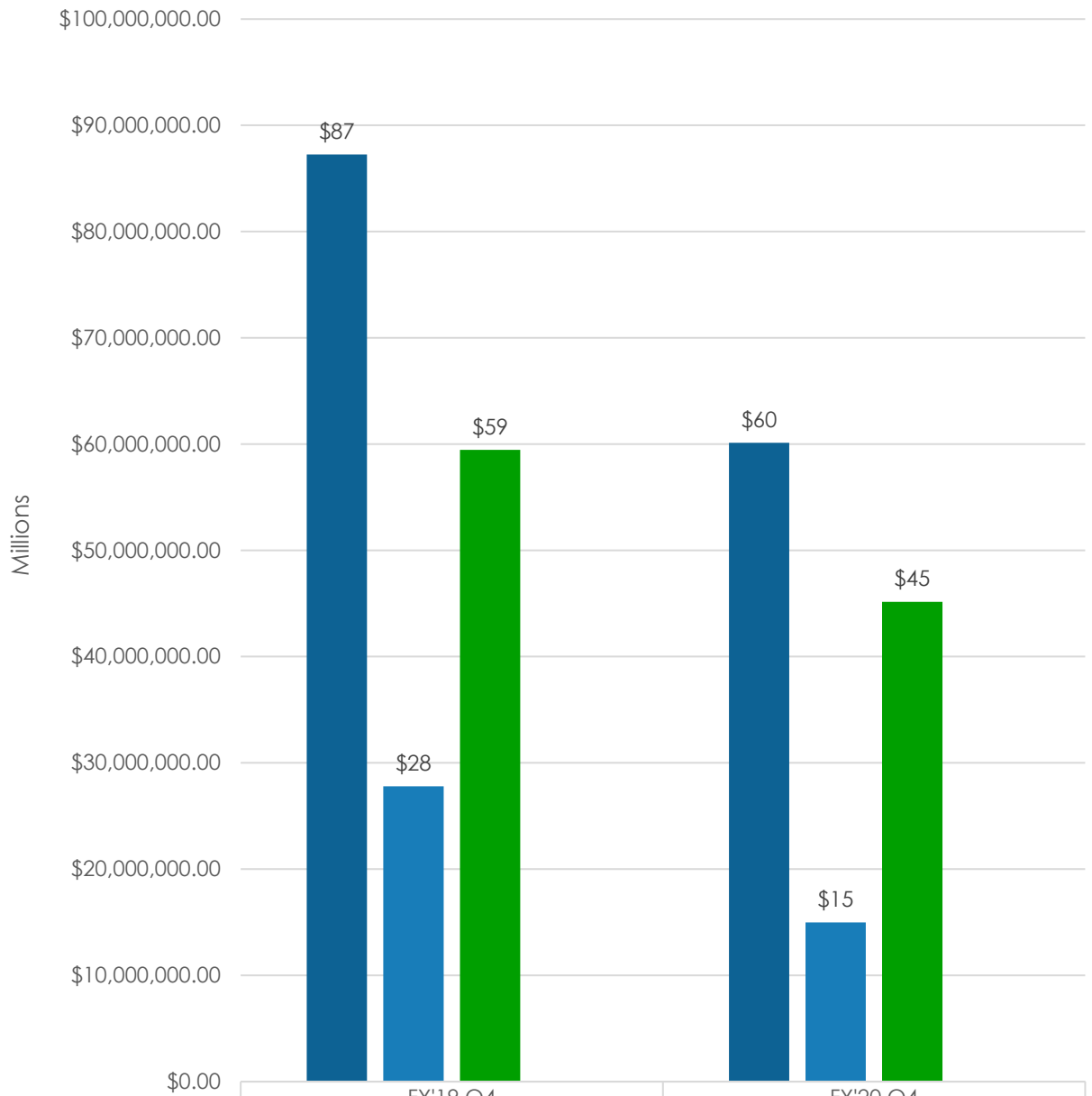
CUMULATIVE TOTAL CONTRACT AMOUNT	TOTAL BY ETHNICITY/ GENDER	TOTAL % BY ETHNICITY & GENDER
\$87,242,996	\$27,795,239	32%

CUMULATIVE TOTAL CONTRACT AMOUNT	TOTAL BY ETHNICITY/ GENDER	TOTAL % BY ETHNICITY & GENDER
\$60,123,323	\$14,976,944	25%

SOURCE: BOARD APPROVED E-1 AGENDA ITEMS FOR THE RESPECTIVE REPORTING PERIOD

4.3 S/M/WBE OVERVIEW

CONSTRUCTION SERVICES

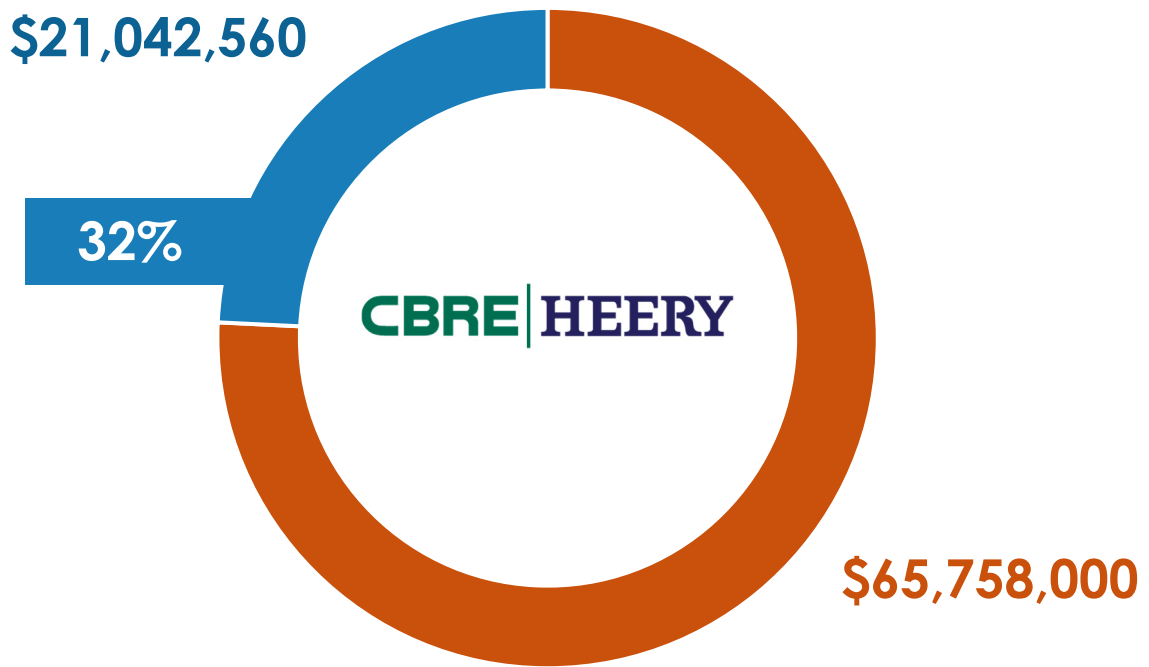


	FY'19 Q4	FY'20 Q4
Total Contract Amount	\$87,242,996.00	\$60,123,323.00
S/M/WBE Commitment Amount	\$27,795,239.95	\$14,976,944.86
Non-SMWBE Amount	\$59,447,756.05	\$45,146,378.14
S/M/WBE Commitment Percentage	32%	25%

- Total Contract Amount
- S/M/WBE Commitment Amount
- Non-SMWBE Amount
- S/M/WBE Commitment Percentage

4.4 M/WBE COMMITMENT

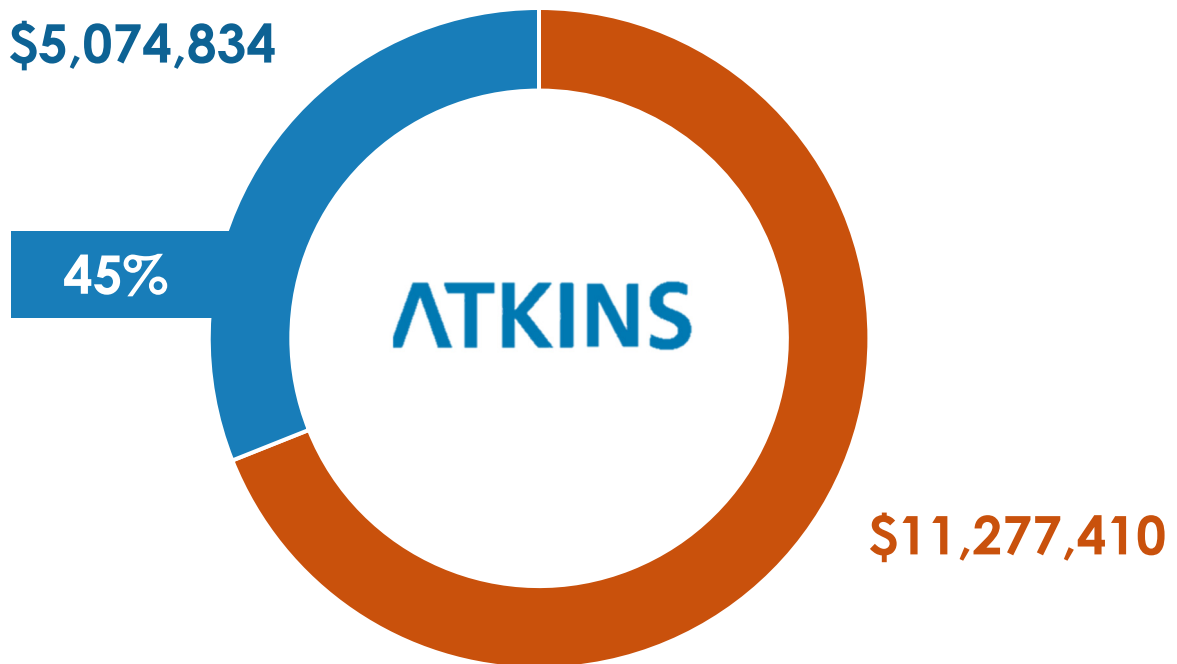
OWNER'S REPRESENTATIVE SERVICES CBRE | HEERY, INC.



■ Total Contract Value ■ M/WBE Commitment

4.5 M/WBE COMMITMENT






COST AND PROGRAM CONTROL SERVICES - ATKINS NORTH AMERICA, INC.



















■ Total Contract Value ■ M/WBE Commitment

5.1 VALUE OF PURCHASE ORDERS ISSUED TO E/S/M/WBE FIRMS PER SMART CATEGORY

SMART CUMULATIVE SPEND

 S SAFETY	 M MUSIC + ART	 A ATHLETICS	 R RENOVATION	 T TECHNOLOGY
\$ 6,715,615	\$ 0	\$ 10,700	\$ 190,652,629	\$ 0

		RENOVATION ONLY \$ 38,506,281
	 	RENOVATION & ATHLETICS \$ 150,000
	 	RENOVATION & SAFETY \$ 113,599,023
	 	RENOVATION & MUSIC + ART \$ 12,934,062
  		RENOVATION, SAFETY, MUSIC+ART \$ 17,288,096
  		RENOVATION, SAFETY, ATHLETICS \$ 7,948,168
  		RENOVATION, ATHLETICS, MUSIC+ART \$ 227,000

TOTAL CUMULATIVE SPEND : \$197,378,945

5.2 VALUE OF PURCHASE ORDERS TO S/M/WBE FIRMS

TOTAL SPEND BY ETHNICITY AND GENDER

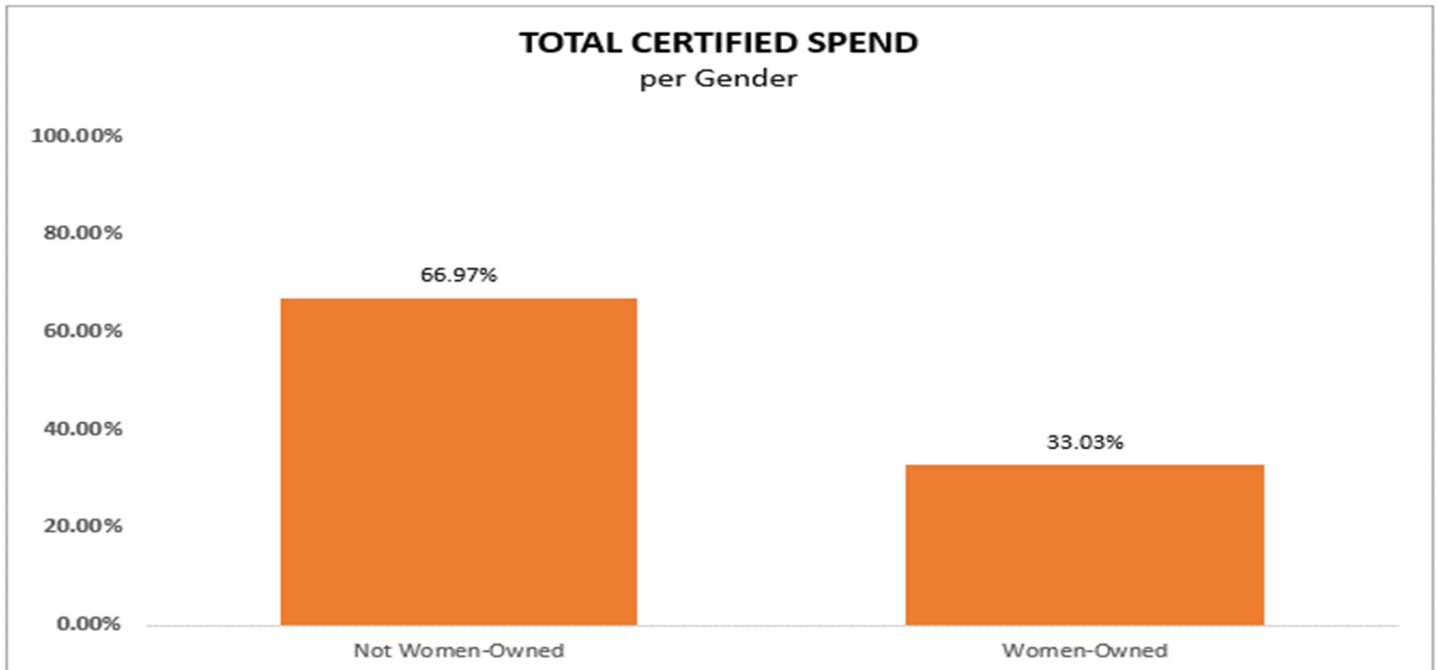
SPEND ANALYSIS

Ethnicity & Gender	Disparity Study ¹	Smart Construction Prime Percent of Dollars (FY'15 - Present)	Target Goals ²
African-American	7.54%	9.11%	19%
Hispanic-American	59.89%	73.31%	54%
Native American	0%	0.0%	0%
Asian Pacific-American	2.40%	4.16%	5%
Women Business Enterprise	30.17%	10.31%	17%
Small Business Enterprise	0.00%	3.12%	5%

Notes:

- 1) Source: Mason Tillman Associates, LTD. Oct 2015. covers five (5) years: July 2008-June 2013, percentages are based on total awards to M/WBE firms. Small Business Enterprises were not included in the Disparity Study.
- 2) The Target Goal percentages are based on the total spend to S/M/WBE firms for the SMART Bond Program in order to achieve the Policy 3330 Aspirational Goals.

TOTAL CERTIFIED SPEND – PER GENDER



5.3 SMART BOND

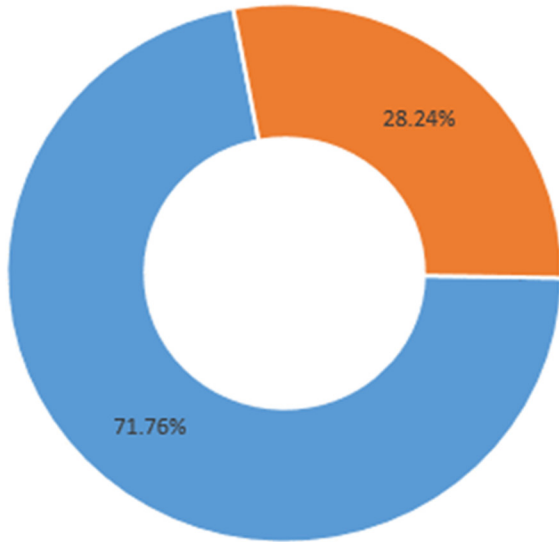
CUMULATIVE SPEND BY ETHNICITY AND GENDER

Ethnicity/Gender	FY'15 Q2 - FY'20 Q4	% ¹
African-American	\$17,974,395	3%
Hispanic-American	\$144,693,516	21%
Asian-American	\$8,206,729	1%
Women Business Enterprise	\$20,344,393	3%
Small Business Enterprise	\$6,159,909	1%
S/M/WBE Certified Firms Subtotal	\$197,378,944	28%
Non-Certified Firms Subtotal	\$501,616,059	72%
Grand Total	\$ 698,995,003	100%

Note:

1)The percentages are based on the total cumulative spend with S/M/WBE Certified and Non-Certified firms for the SMART Bond Program.

5.4 SPEND PER QUARTER FY '15 - PRESENT

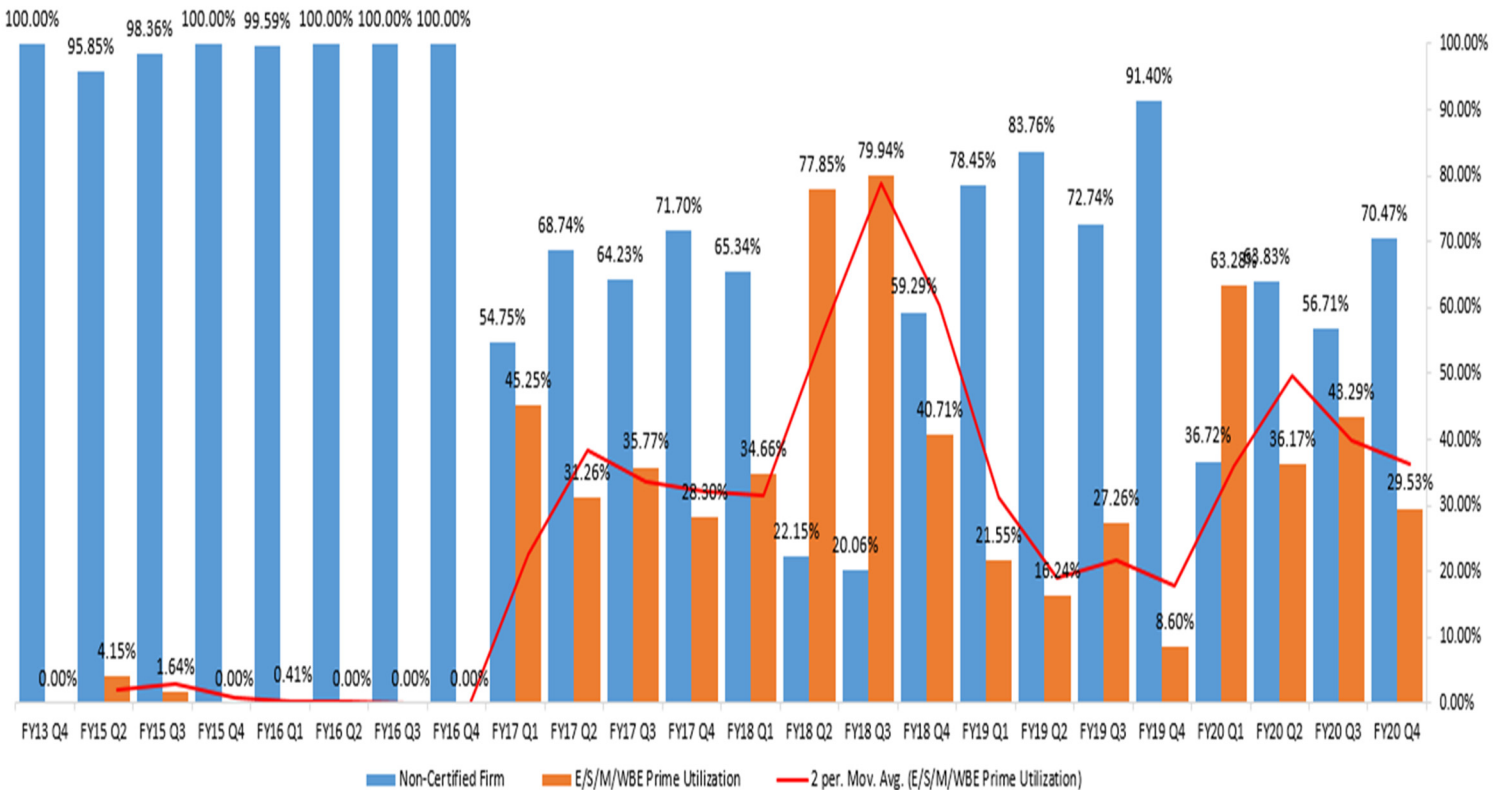


SPEND FOR SMART PURCHASE ORDERS
Based on Prime E/S/MWBE Status

■ Non-Certified Firm ■ E/S/M/WBE Prime Utilization

SPEND PER QUARTER (FY15 - PRESENT)

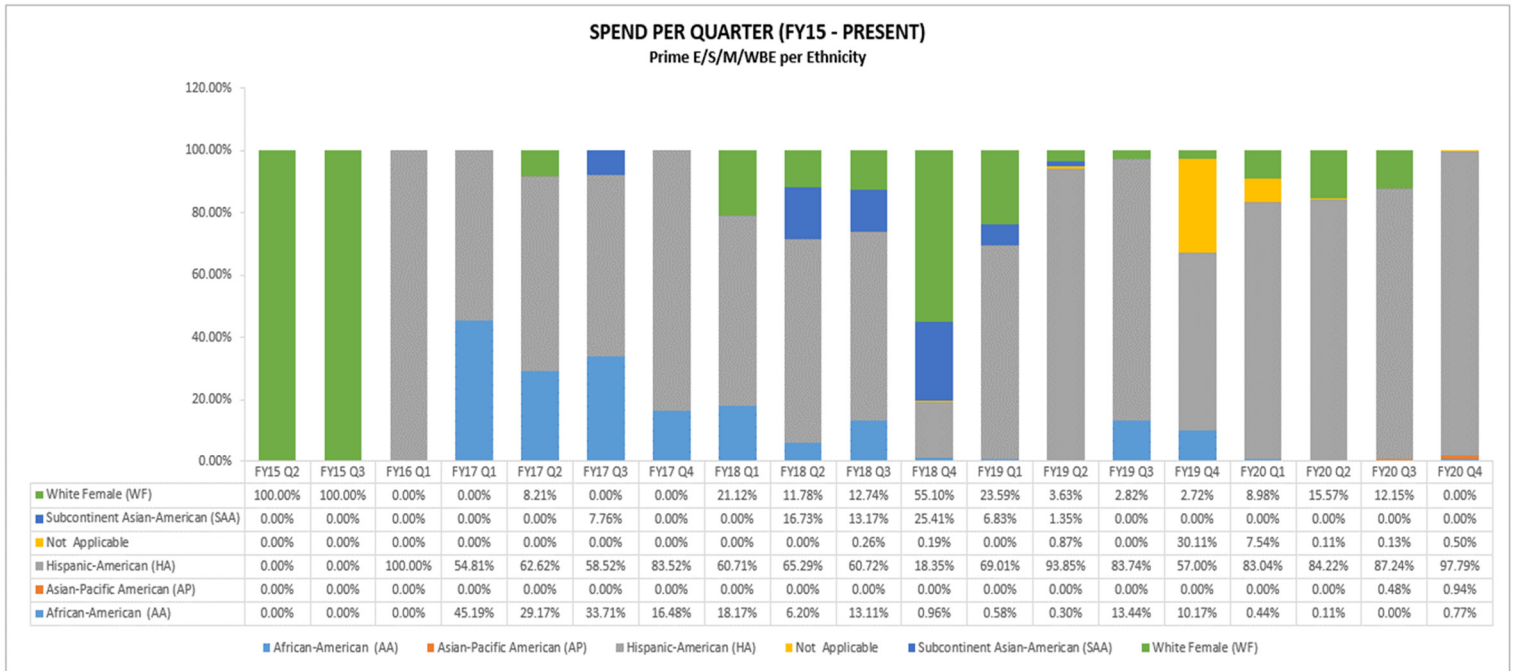
Prime E/S/M/WBE vs Non-Certified Firms



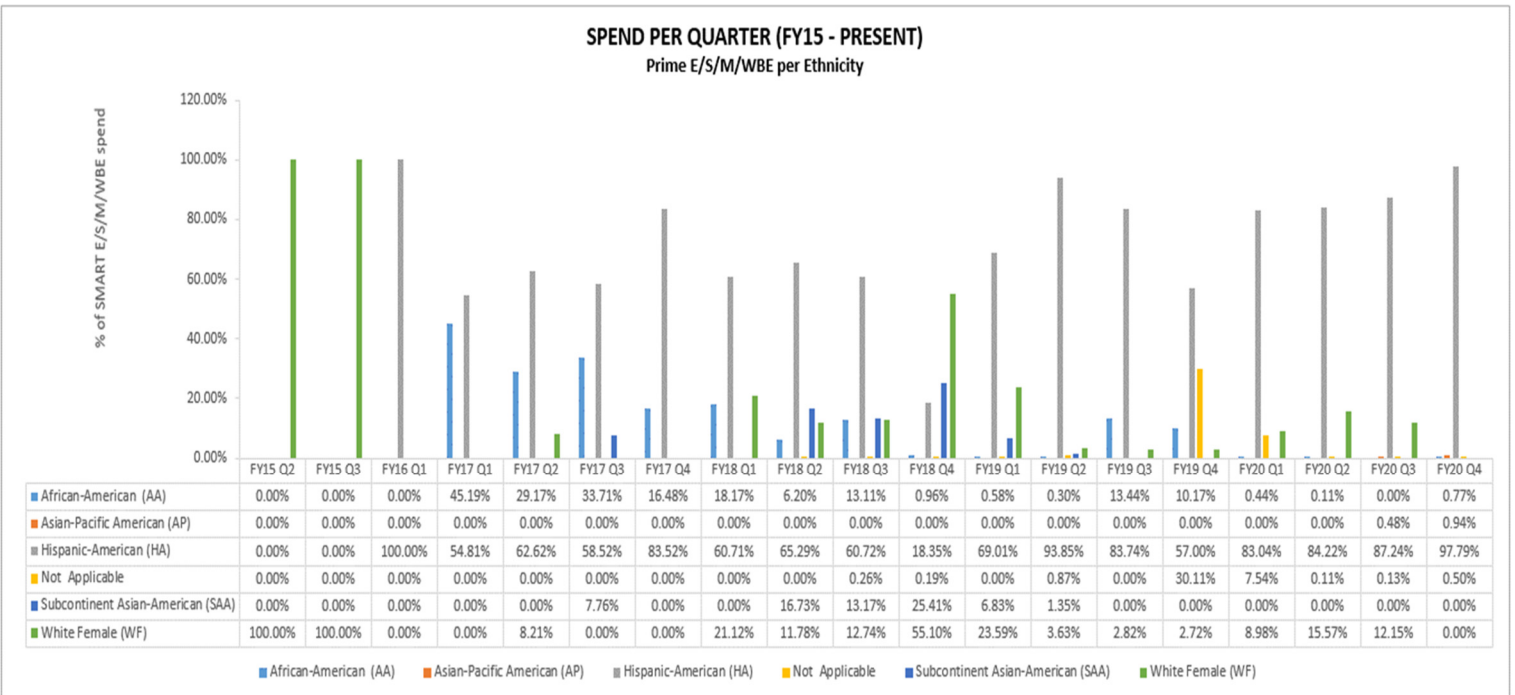
5.4 SPEND PER QUARTER FY'15 – PRESENT

SPEND FOR SMART PURCHASE ORDERS BASED ON PRIME E/S/M/WBE STATUS

BY ETHNICITY



This is the breakdown of prime spend per ethnicity displayed in two formats.

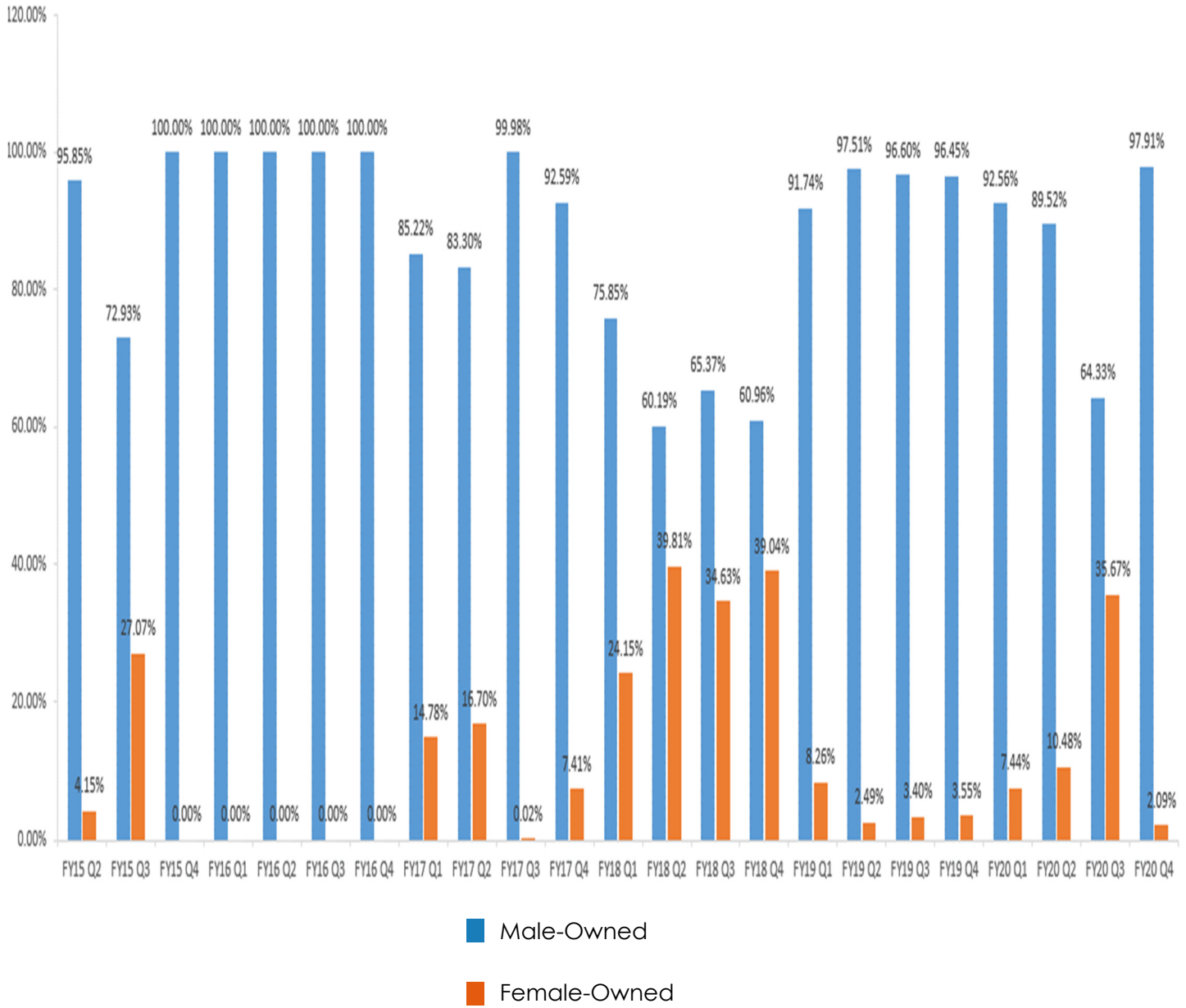


5.4 SPEND PER QUARTER FY'15 – PRESENT

SPEND FOR SMART PURCHASE ORDERS BASED ON PRIME E/S/M/WBE STATUS

BY GENDER

SPEND PER QUARTER (FY15 - PRESENT)
Prime E/S/M/WBE per Gender



Stay connected
EDDC on SOCIAL MEDIA

@BCPSEDDC



Follow us!

Section 8

Communications

Yvonne Garth,
Garth Solutions / CBRE | Heery Team

SMART COMMUNICATIONS

This quarter, the Communications team has continued to utilize a diverse range of public outreach strategies to keep the community informed on all SMART-related news. Engagement with school communities, administration, staff, parents, contractors, and the general public has grown steadily using tools and platforms that include but are not limited to:

Virtual Events

Project Videos

Construction Updates

Social Media Campaigns

Photo Galleries

Online Feedback Tools

Email Newsletters


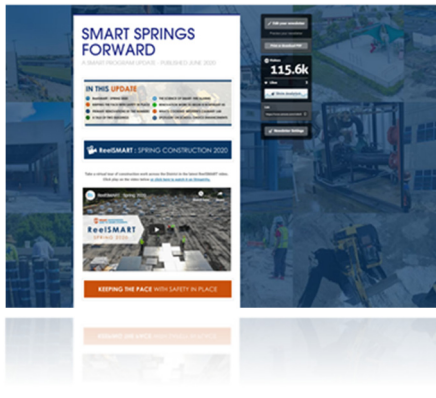

Site Visits

Digital Surveys

Approval Letters

PCM Meetings

Municipal Presentations



ADJUSTING THE COMMUNICATIONS APPROACH

With campuses vacant, SMART communications methods have shifted exclusively towards digital and virtual delivery, using methods such as:

- ▶ Enhanced visual media including videos and images from site visits
- ▶ Frequency of dynamic social media content (varied content, content categories)
- ▶ Improved engagement through digital mediums like email newsletters
- ▶ Continued participation in virtual meetings and work groups

CONTENT DEVELOPMENT PROCESS

The development of communication materials in a program of this scale involves a wide-ranging process to ensure effective results.



DATA COLLECTION & ANALYSIS

SMART project data is collected from the Project Management team and recorded on a weekly, monthly, and quarterly basis to track the progress of projects as they move through the six-phase process, making note of any milestones or significant activity.



SITE VISIT SCHEDULING

The Communications team reviews its internal collection of on-site footage as well as the status of schools in construction to identify which schools have the most activity and the last time they were visited. Visits to the construction sites are scheduled in coordination with the school's Project Manager.



GATHERING ONSITE FOOTAGE

A member of the Communications team meets with the contractors on-site to film and photograph the renovations currently in progress. A drone is often used to capture aerial footage of work not easily visible to constituents.



EDITING

Once the footage is captured, content is processed to be used on several online platforms with unique formatting requirements and filed in the SMART Program content database.



STRATEGIZING METHOD OF DELIVERY

Depending on the solution required, decisions are made for strategic delivery to the intended audience(s). Methods can include email, social media, ParentLink, presentations and other stakeholder reports.



PRODUCTION OF MATERIALS

Lastly, the content is produced in collaboration with all involved departments and delivered via the determined method.

MATERIALS THIS QUARTER



BIG 3 UPDATES

This quarter, digital newsletters updating the public on the progress being made at **Northeast High School** and **Stranahan High School** were distributed to the stakeholder/audience groups relevant to each school.

Moving forward, construction updates on all three schools will continue to be published as they reach significant milestones throughout their Primary Renovations processes.

ANALYTICS – BIG 3 NEWSLETTERS



NORTHEAST HIGH SCHOOL

GMP Approval Update

PUBLISHED MAY 2020

AUDIENCE: Board Members, School Administration, Parents, School Community, Oakland Park Commission

DISTRIBUTION CHANNELS: ParentLink, Social Media



STRANAHAN HIGH SCHOOL

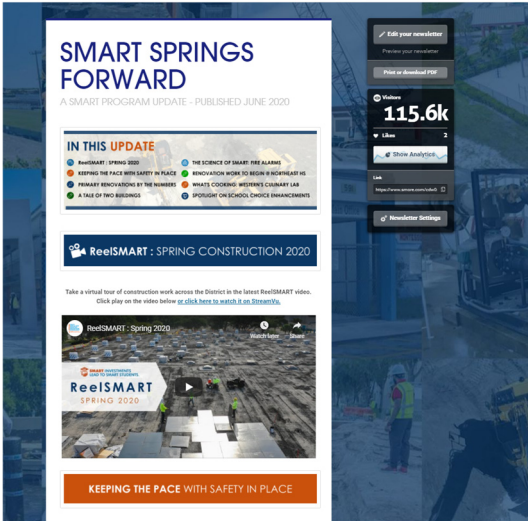
Construction Update

PUBLISHED MAY 2020

AUDIENCE: Board Members, School Administration, Parents, School Community

DISTRIBUTION CHANNELS: ParentLink, Social Media

MATERIALS THIS QUARTER (CONTD.)



SMART Update Newsletter – SMART Springs Forward

The Spring edition of the SMART Update newsletter released in June highlighted some of the construction activity that occurred prior to summer vacation.

The SMART Update included video footage of active construction across the district, featured stories on major SMART projects, and the plan to maintain momentum safely under the new guidelines for the Covid-19 pandemic.

ANALYTICS – SMART UPDATE NEWSLETTER

115,844 Total Views

544 Visitors spent 2+ minutes viewing the newsletter

AUDIENCE School Administrations, Parents, Community Members

TRAFFIC BY SOURCE

Facebook	61
Twitter	37
Websites	1804
Direct	113933
Smore	9

MATERIALS THIS QUARTER (CONTD.)



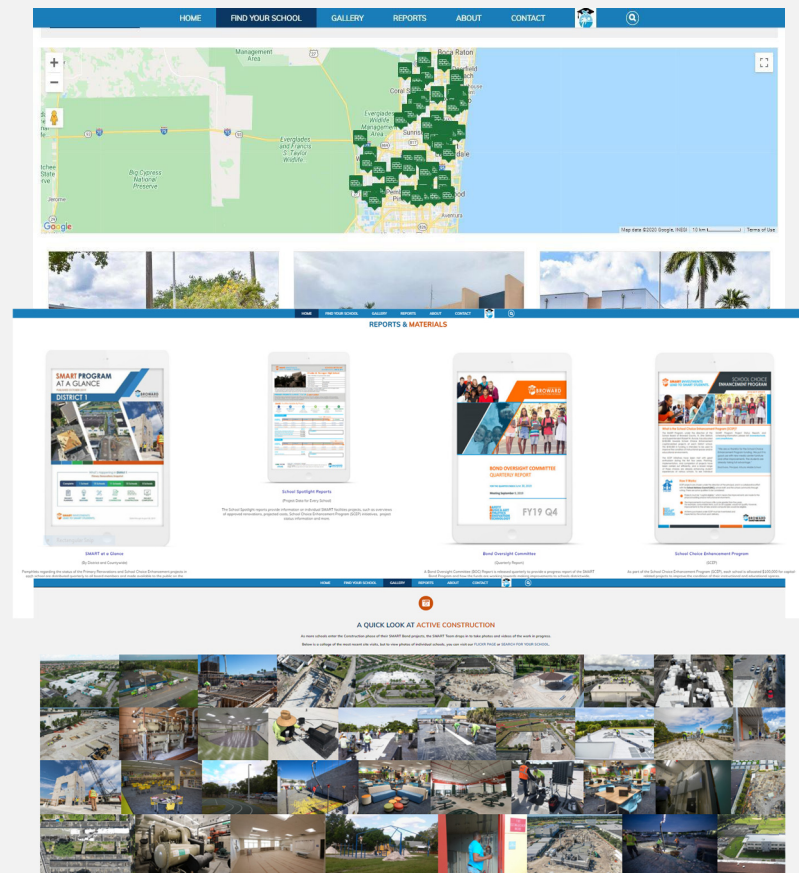
SMART Futures Website

In collaboration with District Communications, a phased launch plan for the SMART Futures website was developed and presented over the course of the last quarter.

The website will serve as a centralized hub for all SMART Program-related information, materials, reports and up-to date project statuses at every BCPS school.

FEATURES – SMART FUTURES WEBSITE

- UP-TO-DATE CONTENT
- INDIVIDUAL SCHOOL PAGES
- PROJECT SEARCH
- PHOTO & VIDEO GALLERIES
- REPORTING & METRICS
- SMART PUBLICATIONS
- DISTRICT-SPECIFIC PAGES
- MUNICIPALITY-SPECIFIC PAGES



MATERIALS THIS QUARTER (CONTD.)



SMART at a Glance Pamphlets

The Board Member District-specific and county-wide pamphlets were distributed to serve as an update on SMART projects featuring noteworthy Primary Renovation projects and School Choice Enhancement items.

The pamphlets were promoted on all SMART Futures social media networks and provided to each Board Member to share with communities in their district via their preferred platforms.




Post Occupancy Satisfaction Survey

A post-occupancy survey is distributed to the 15 departments involved in a school's renovation process once all its projects are completed.

The feedback gathered enhances the process for schools still in the midst of this process

Audience: Board Members, School Administration, Parents, School Community

This quarter's distribution included **Palm Cove Elementary School**, **Silver Shores Elementary School** and **McNicol Middle School**.



Principal Satisfaction Survey

Principals across the District receive a bi-monthly digital survey regarding their experience with SMART Bond projects at their school. The insight gained from this questionnaire helps illuminate potential areas of improvement or optimization as the program moves forward.

COMMUNITY ENGAGEMENT

SMART Program Outreach Events vary in purpose and format but are unified in their aim to enhance community engagement, with program initiatives ranging from project updates to contractor procurement.

This quarter, the Communications team continued these efforts remotely, utilizing virtual meetings and presentations.



2

This Quarter

218

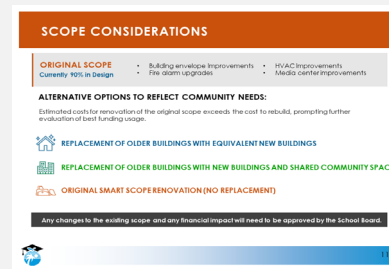
Total To Date

City of Oakland Park Commission Meeting May 2020



A digital update was prepared to supplement Superintendent Runcie's letter to the Northeast HS community regarding the GMP approval. Included in the update were the scope of work, next steps, timeline and status of the 24-classroom addition.

Bennett Elementary School Community Survey June 2020



A survey was distributed to the Bennett Elementary School community to gather feedback regarding the school's upcoming renovations. Once feedback is collected, the alternative scopes will be presented to the School Board for approval.

SOCIAL MEDIA

The online presence of the SMART Bond Program has grown since reinforcing a consistent, daily presence on several social media platforms and testing new methods and strategies of reaching essential stakeholder groups. Analytics on the following pages have been used to track target audience growth and measures the types of content the various groups respond best to.

All metrics are in comparison to the metrics from the previous quarter.



KEY TERMS EXPLAINED

IMPRESSIONS

The number of times published content is displayed to users

ENGAGEMENTS

The number of times users engaged with the content during the reporting period

POST LINK CLICKS

The number of times users clicked on links from your posts during the reporting period

NET FOLLOWER GROWTH

The net number of followers gained during the period

ENGAGEMENT RATE

The number of times users engage with your posts as a percentage of impressions

NET PAGE LIKES

The number of new users who liked the page minus the ones who unliked the page

SOCIAL MEDIA ANALYTICS



@BCPS_SMART

TWITTER

PERFORMANCE SUMMARY

Impressions 190,588 ↗5,744%	Engagements 9,574 ↗16,996%	Post Link Clicks 183 ↗-
---------------------------------------	--------------------------------------	-----------------------------------

TOP POSTS

<p>BCPS_SMART Mon 4/6/2020 10:07 pm ...</p> <p>#SMARTFACT: There are 73 schools and counting in active construction.</p> <p>Total Engagements 1,117</p>	<p>BCPS_SMART Wed 5/20/2020 12:15 a...</p> <p>Makeover alert 📢: Nine more schools have been approved to begin construction!</p> <p>Total Engagements 448</p>	<p>BCPS_SMART Fri 6/19/2020 6:12 pm UTC</p> <p>Check out @PompanoMiddle's media center decked out with brand</p> <p>Total Engagements 426</p>
--	--	---

CONTENT BREAKDOWN

Total Published Posts	99	↗43.5%
Published Videos	12	↗140%
Published Photos	59	↗37.2%

Analytics provided by Sprout Social

SOCIAL MEDIA ANALYTICS

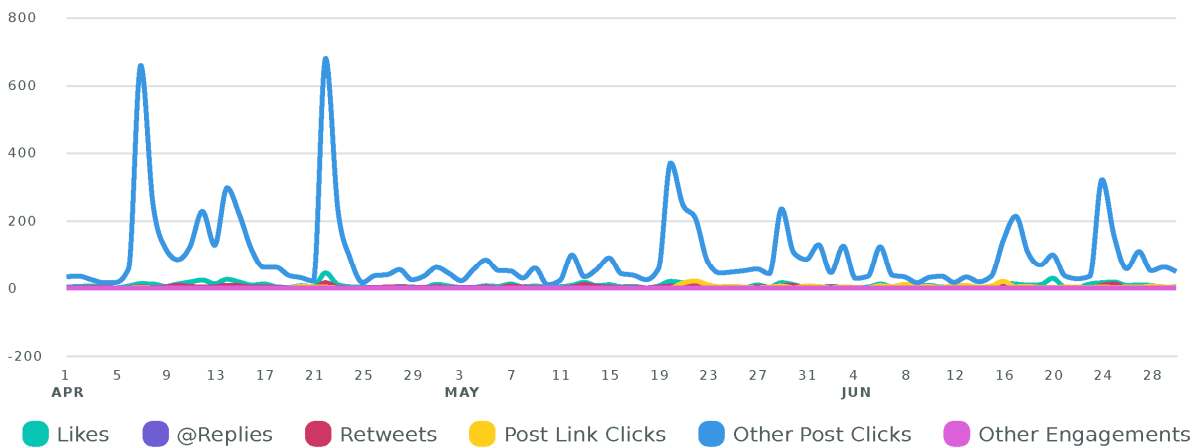


@BCPS_SMART

TWITTER

AUDIENCE ENGAGEMENT

Engagements, by Day



Engagement Metrics	Totals	% Change
Total Engagements	9,574	↑16,996%
Likes	625	↑6,150%
@Replies	37	↑-
Retweets	183	↑9,050%
Post Link Clicks	183	↑-
Other Post Clicks	8,546	↑19,323%
Other Engagements	0	→0%
Engagement Rate (per Impression)	5.0%	↑193%

Analytics provided by Sprout Social

SOCIAL MEDIA ANALYTICS

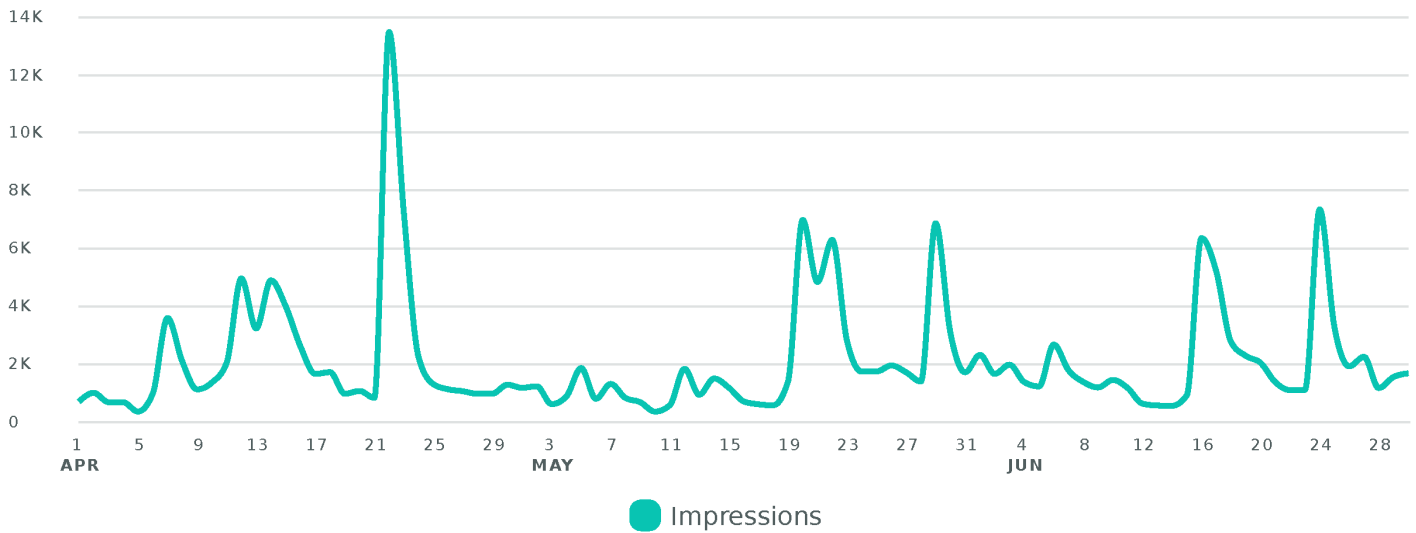


@BCPS_SMART

TWITTER

IMPRESSIONS

Impressions, by Day



Impression Metrics	Totals	% Change
Impressions	190,588	↗ 5,744%

Analytics provided by Sprout Social

SOCIAL MEDIA ANALYTICS



SMART Futures BCPS

FACEBOOK

PERFORMANCE SUMMARY

Impressions 57,457 ↗34.7%	Engagements 2,090 ↘29.3%	Post Link Clicks 201 ↗33.1%
-------------------------------------	------------------------------------	---------------------------------------

TOP POSTS

<p>We have #SomeGoodNews today Broward County Public Schools approved construction...</p> <p>Total Engagements 619</p>	<p>Makeover alert 🚧: Nine more schools have been approved to begin construction!</p> <p>Total Engagements 137</p>	<p>"It was the best of times..." 📄 #bcpsmartfutures A tale of two buildings Falcon Cove</p> <p>Total Engagements 119</p>
--	--	--

CONTENT BREAKDOWN

Total Published Posts	74	↗54.2%
Published Videos	10	↗100%
Published Photos	58	↗45%

Analytics provided by Sprout Social

SOCIAL MEDIA ANALYTICS

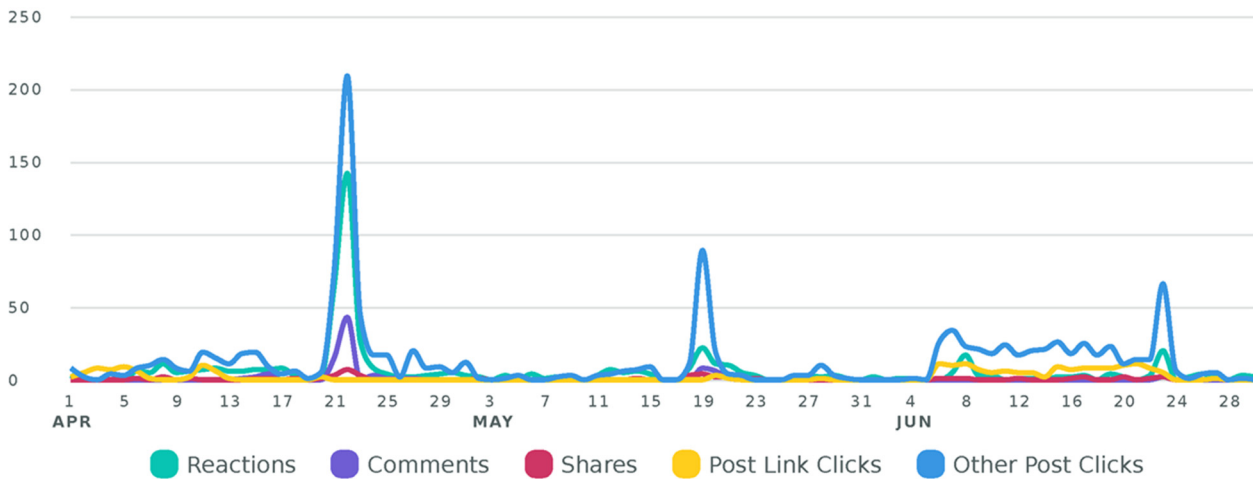


SMART Futures BCPS

FACEBOOK

AUDIENCE ENGAGEMENT

Engagements Comparison, by Day



Engagement Metrics	Totals	% Change
Total Engagements	2,091	↘ 29.33%
Reactions	543	↗ 87.24%
Comments	88	↗ 44.26%
Shares	50	↗ 38.89%
Post Link Clicks	201	↗ 33.11%
Other Post Clicks	1,209	↘ 50.06%

Analytics provided by Sprout Social

SOCIAL MEDIA ANALYTICS

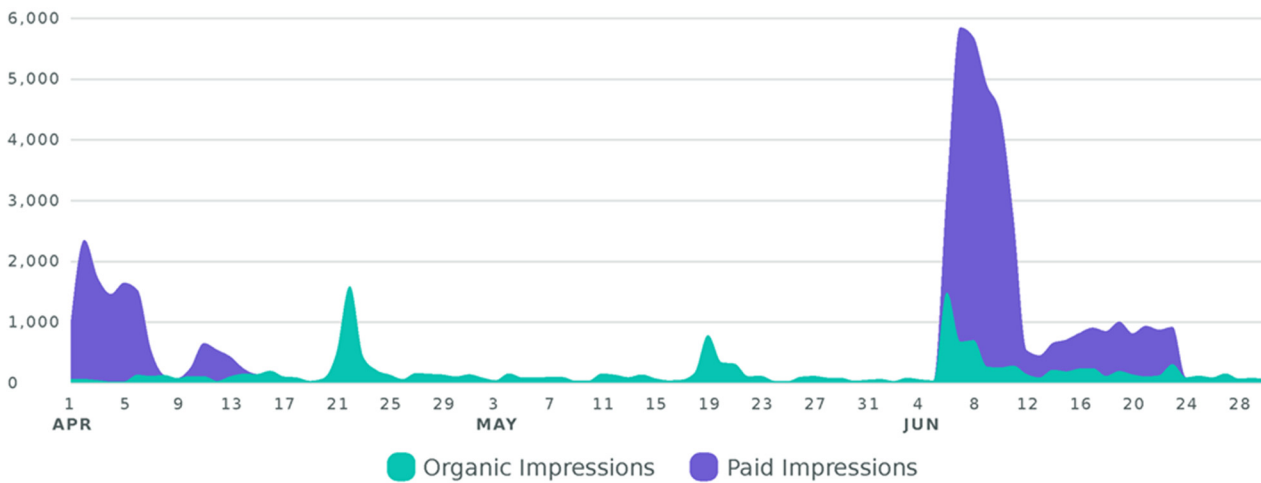


SMART Futures BCPS

FACEBOOK

IMPRESSIONS

Impressions Breakdown, by Day



Impression Metrics	Totals	% Change
Total Impressions	57,457	↗ 34.69%
Organic Impressions	14,732	↗ 69.68%
Paid Impressions	41,944	↗ 25.60%
Average Daily Impressions per Page	631.4	↗ 34.69%
Average Daily Reach per Page	513.15	↗ 24.04%

Analytics provided by Sprout Social

BOARD APPROVAL ANNOUNCEMENTS

As a SMART Facilities Project progresses through Planning and Completion, principals are made aware of any new **Board Approval Milestones** along with relevant information regarding expectations and procedure.

38

Board Approval Announcements Sent This Quarter



School Board approves key processes of individual SMART projects, usually in the transition from one phase to the next.



School principals are notified by the Executive Director of the SMART Program, including congratulations and important information.



Board approval principal letters help schools understand the status of SMART projects.



6
NEW SCHOOLS
APPROVED FOR CONSTRUCTION

CONGRATULATIONS TO:
Central Park Elementary School
Deerfield Beach Elementary School
Fox Trail Elementary School
Northeast High School
Nova Middle School
Royal Palm STEM Museum Magnet

SAFETY
MUSIC & ART
ATHLETICS
RENOVATION
TECHNOLOGY
SMART INVESTMENTS
LEAD TO SMART STUDENTS



NORTHEAST
HIGH SCHOOL
N

APPROVED FOR CONSTRUCTION

SAFETY
MUSIC & ART
ATHLETICS
RENOVATION
TECHNOLOGY
SMART INVESTMENTS
LEAD TO SMART STUDENTS

BOARD APPROVAL ANNOUNCEMENTS (CONTD.)

4/14/2020	Authorization to Advertise for Bids - Plantation Park Elementary School - Plantation - Rodriguez Architects, Inc. - SMART Program Renovations -Project No. P.002136
4/14/2020	Authorization to Advertise for Bids - Parkside Elementary School - Coral Springs - RGD Consulting Engineers Orlando, LLC - SMART Program Renovations - Project No. P.002083
4/14/2020	Authorization to Advertise for Bids - Sawgrass Elementary School - Sunrise - RGD Consulting Engineers Orlando, LLC - SMART Program Renovations - Project No. P.002127
4/14/2020	Authorization to Advertise for Bids - Larkdale Elementary School - Lauderdale - CES Engineering Services, LLC - SMART Program Renovations -Project No. P.002073
4/14/2020	Authorization to Advertise for Bids - Coral Park Elementary School - Coral Springs - Song & Associates, Inc. - SMART Program Renovations - Project No. P.002045
4/14/2020	Construction Bid Recommendation of \$500,000 or Greater - ITB 19-135C - Deerfield Beach Elementary School - Deerfield Beach - DiPompeo Construction Corporation - SMART Program Renovations - Project No. P.001820
4/14/2020	Construction Bid Recommendation of \$500,000 or Greater - ITB 19-149C - Nova Middle School - Davie - Burke Construction Group, Inc. - SMART Program Renovations - Project No. P.001898
4/14/2020	Construction Bid Recommendation of \$500,000 or Greater - ITB 19-159C - Royal Palm STEM Museum Magnet (f.k.a. Royal Palm Elementary School) - Lauderdale - LEGO Construction Co. - SMART Program Renovations - Project No. P.001896
4/14/2020	Construction Bid Recommendation of \$500,000 or Greater - ITB 18-168C - Central Park Elementary School - Plantation - Lunacon Engineering Group, Corp. - SMART Program Renovations - Project No. P.001757
4/14/2020	Construction Bid Recommendation of \$500,000 or Greater - ITB 19-148C-READV - Fox Trail Elementary School - Davie - LEGO Construction Co. - SMART Program Renovations - Project No. P.001973

BOARD APPROVAL ANNOUNCEMENTS (CONTD.)

4/21/2020	Construction Bid Recommendation of \$500,000 or Greater - ITB FY20-153 - Driftwood Middle School - Hollywood - Lunacon Engineering Group, Corp. - SMART Program Renovations - Project No. P.001837
5/19/2020	Authorization to Advertise for Bids - Coral Springs PreK-8 - Coral Springs - RGD Consulting Engineers Orlando, Inc. - SMART Program Renovations - Project No. P.001982
5/19/2020	Authorization to Advertise for Bids - Whiddon-Rogers Education Center - Fort Lauderdale - Cartaya and Associates, Architects, P.A. - SMART Program Renovations - Project No. P.001711
5/19/2020	Authorization to Advertise for Bids - Charles Drew Elementary School - Pompano Beach - Florida International Consulting Engineers Design, Inc. - SMART Program Renovations - Project No. P.001818
5/19/2020	Authorization to Advertise for Bids - Charles Drew Family Resource Center - Pompano Beach - SOL-Arch, Inc. - SMART Program Renovations - Project No. P.001848
5/19/2020	Construction Services Agreement (Construction Manager for CMAR Services) - D. Stephenson Construction, Inc. - Deerfield Beach Middle School - Deerfield Beach - SMART Program Renovations - Project No. P.002142 - RFQ FY20-187
5/19/2020	Construction Services Agreement (Construction Manager for CMAR Services) - D. Stephenson Construction, Inc. - Deerfield Beach High School - Deerfield Beach - SMART Program Renovations - Project No. P.002134 - RFQ FY20-186
5/19/2020	Construction Services Agreement (Construction Manager for CMAR Services) - State Contracting & Engineering Corporation - Cresthaven Elementary School - Pompano Beach - SMART Program Renovations - Project No. P.001676 - RFQ FY20-184
5/19/2020	Construction Services Agreement (Construction Manager for CMAR Services) - CORE Construction Services of Florida, LLC - Silver Lakes Middle School - North Lauderdale - SMART Program Renovations - Project No. P.002144 - RFQ FY20-186
5/19/2020	Construction Services Agreement (Construction Manager for CMAR Services) - Thornton Construction Company, Inc. - New Renaissance Middle School - Miramar - SMART Program Renovations - Project No. P.002143 - RFQ FY20-184

BOARD APPROVAL ANNOUNCEMENTS (CONTD.)

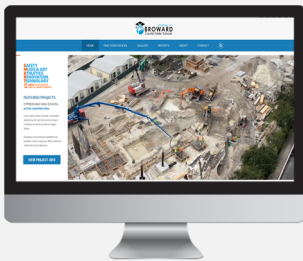
5/19/2020	Construction Services Agreement (Construction Manager for CMAR Services) - D. Stephenson Construction, Inc. - Monarch High School -Coconut Creek - SMART Program Renovations - Project No. P.002148 - RFQ FY20-184
5/19/2020	Construction Services Agreement (Construction Manager for CMAR Services) - Grace & Naeem Uddin, Inc. - Sheridan Technical High School - Fort Lauderdale - SMART Program Renovations - Project No. P.002128 - RFQ FY20-186
5/19/2020	Construction Services Agreement (Construction Manager for CMAR Services) - Asset Builders, LLC d/b/a Messam Construction - Lyons Creek Middle School - Coconut Creek - SMART Program Renovations - Project No. P.002141 - RFQ FY20-184
5/19/2020	Construction Bid Recommendation of \$500,000 or Greater - ITB FY20-195 - Flamingo Elementary School - Davie - Grace & Naeem Uddin, Inc. - SMART Program Renovations - Project No. P.002135
5/19/2020	Construction Bid Recommendation of \$500,000 or Greater - ITB 19-171-READV - Dillard Elementary School - Fort Lauderdale - West Construction, Inc. - SMART Program Renovations - Project No. P.001915
5/19/2020	Construction Bid Recommendation - ITB 19-162C - Park Lakes Elementary School - Lauderdale Lakes - Grace & Naeem Uddin, Inc. - SMART Program Renovations - Project No. P.001988
5/19/2020	Construction Bid Recommendation of \$500,000 or Greater - ITB FY20-181 - Challenger Elementary School - Tamarac - Grace & Naeem Uddin, Inc. - SMART Program Renovations - Project No. P.002040
5/19/2020	Construction Bid Recommendation of \$500,000 or Greater - ITB FY20-211 - Margate Elementary School - Margate - Grace & Naeem Uddin, Inc. - SMART Program Renovations - Project No. P.001647
5/19/2020	Construction Bid Recommendation of \$500,000 or Greater - ITB FY21-022 - Lakeside Elementary School - Pembroke Pines - Advanced Roofing, Inc. - SMART Program Renovations - Project No. P.002070
5/19/2020	Construction Bid Recommendation of \$500,000 or Greater - ITB FY20-081-REBID - Westpine Middle School - Sunrise - Grace & Naeem Uddin, Inc. - SMART Program Renovations - Project No. P.002043
5/19/2020	Construction Bid Recommendation of \$500,000 or Greater - ITB FY20-197 - Winston Park Elementary School - Coconut Creek - Grace & Naeem Uddin, Inc. - SMART Program Renovations - Project No. P.001981

BOARD APPROVAL ANNOUNCEMENTS (CONTD.)

5/19/2020	Construction Bid Recommendation of \$500,000 or Greater - ITB FY20-176 - Hollywood Central Elementary School - Hollywood - LEGO Construction Co. - SMART Program Renovations - Project No. P.001983
5/19/2020	Construction Bid Recommendation of \$500,000 or Greater - ITB 19-138C - Deerfield Park Elementary School - Deerfield Beach - Advanced Roofing, Inc. - SMART Program Renovations - Project No. P.002036
6/23/2020	Authorization to Advertise for Bids - Nob Hill Elementary School - Sunrise - The Tamara Peacock Company Architects of Florida, Inc. - SMART Program Renovations - Project No. P.002112
6/23/2020	Authorization to Advertise for Bids - Coral Glades High School - Coral Springs - D.L. Fields Consultants, LLC - SMART Program Renovations - Project No. P.002080
6/23/2020	Construction Bid Recommendation of \$500,000 or Greater - ITB FY21-021 - Panther Run Elementary School - Pembroke Pines - LEGO Construction Co. - SMART Program Renovations - Project No. P.002069
6/23/2020	Construction Bid Recommendation of \$500,000 or Greater - ITB FY20-134 - Floranada Elementary School - Fort Lauderdale - Advanced Roofing, Inc. - SMART Program Renovations - Project No. P.002001
6/23/2020	Construction Bid Recommendation of \$500,000 or Greater - ITB FY20-177 - Virginia Shuman Young Montessori (f.k.a Virginia Shuman Young ES) - Fort Lauderdale - Advanced Roofing, Inc. - SMART Program Renovations - Project No. P.002000

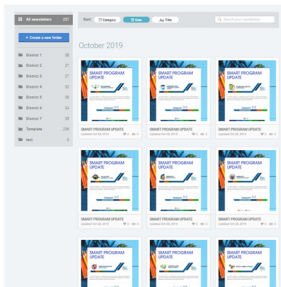
LOOK AHEAD

Each quarter, the Communications team seeks new means and methods to keep the various stakeholders and school communities informed and engaged with the SMART Program. The following materials will be distributed in the forthcoming quarter.




Website Public Launch

The new SMART Futures website will feature all updated SMART related content including on-site footage of active construction projects, featured stories, reports and more. Access to individual school pages will be available for the community to stay updated on progress at their school. Other website features will include customized SMART Spaces for Board Member districts and local municipalities.



Individual School Updates

Individual school pages will be updated on the SMART Futures website with project status updates, photos and other key highlights. Each school's community will be notified of the update via ParentLink, also serving as an introduction to the new website.



SMART Update Newsletter

The upcoming edition of the program-wide digital newsletter will be issued next quarter, highlighting the SMART program's continued progress on vacant campuses, videos and featured stories around the District.



Board members and District staff will be encouraged to share the newsletter to amplify public awareness.

