



## SMART Technology Upgrade Program

Funding Year 2017

### 0601 - Seagull Center

#### Computer Deficit (Gap)

Student to Computer Ratio




School Assessment Ratio	District* Standard Ratio	School Attained Ratio
2.0:1	3.5:1	

\* District standard for student to computer ratio is 3.5 students to 1 computer (3.5:1)

	Budget	Expenditures
Computer Gap	\$0	\$0

**Meets Standard**

#### SMART Bond Technology Status

Projects	Status
Technology Infrastructure	 In Process
CAT6 Dataport	 In Process
Wireless Network	 In Process