



SMART Technology Upgrade Program

Funding Year 2017

1391 - Lauderhill Middle

Computer Deficit (Gap)

Student to Computer Ratio




| School Assessment Ratio | District* Standard Ratio | School Attained Ratio |
|-------------------------|--------------------------|-----------------------|
| 1.2:1 | 3.5:1 | |

* District standard for student to computer ratio is 3.5 students to 1 computer (3.5:1)

| | Budget | Expenditures |
|--------------|--------|--------------|
| Computer Gap | \$0 | \$0 |

Meets Standard

SMART Bond Technology Status

| Projects | Status |
|---------------------------|--|
| Technology Infrastructure |  In Process |
| CAT6 Dataport |  In Process |
| Wireless Network |  In Process |